

## Tailgate Assist JK 07- 10

**Contents:**


1. Tailgate support strut (1)
2. Drill Bit (1)
3. 5/16 Hex driver (1)
4. #10 Hex Screw (6)
5. #10 Lock Washers (6)
6. Body Bracket (1)
7. Tailgate Bracket (1)




PLEASE READ AND UNDERSTAND ALL INSTRUCTIONS BEFORE YOU BEGIN.

Note: Wear safety goggles when drilling. Be careful to not drill into wires.


Step 1. Open the rear tailgate completely until it stops. Pull back the carpet next to the hinge side of the tailgate.



Step 2. Align the body bracket and mark the four hole locations with a felt tip marker. The bracket should be approximately 1" from the tail gate seal and 1/4" down from the rolled edge of the fender well. The mounting ball stud goes on top facing upward.



Step 3. Using the supplied drill bit make four pilot holes in the fender well previously marked.



Step 4. Using the supplied hex driver attach the body bracket using the hex screws with a lock washer on each screw. Do not overtighten screws.



Step 5. Fold the carpet back in front of the body bracket. Using a knife or scissor make a small horizontal cut in the carpet. Slide the carpet over the body bracket and tuck the carpet back into its original position.



Step 6. Snap the enclosed black cylinder end of the strut onto the body bracket.




Step 7. With the tailgate open completely and the strut fully extended mark the two mounting holes for the tailgate bracket. The bracket should be centered between the rolled edge of the tailgate and the black plastic tailgate cover.



Step 8. Using the supplied drill bit make two pilot holes in the tailgate that were previously marked.



Step 9. Using the supplied hex driver attach the tailgate bracket using the hex screws with a lock washer on each screw. Do not over tighten.



Step 10. Snap the strut end onto the ball mount. Close the tailgate and open to ensure proper alignment and function.

Caution: This product is designed to assist with opening the tailgate only. Do not rely on this item to hold open the tailgate under all conditions.

