


## THROTTLE BODY SPACER, JEEP WRANGLER (YJ & TJ) 91-06 4.0L & 91-02 2.5L, CHEROKEE (XJ) 91-01 4.0L & 91-00 2.5L 91-06



- Contents:
1. Throttle Body Spacer (1)
  2. Throttle Body Gaskets (2)
  3. M6 Throttle Body Bolts (4)
  4. Throttle Linkage Spacers (3)
  5. M6 Throttle Linkage Bolts (3)


1. Remove Intake Tube from the throttle body.




2. Remove 4 bolts that fasten the throttle body to the intake manifold. Lift throttle body and remove gasket. Install Throttle Body Spacer in between throttle body and intake manifold, using supplied longer bolts. Install supplied gaskets between intake manifold and throttle body spacer, and between throttle body spacer and throttle body. Torque bolts to 23 Nm (200 in. lbs.)



Throttle Body  
Gasket  
Spacer  
Gasket  
Intake Manifold



5. Remove 2 bolts that hold the throttle cable bracket to the intake manifold. Use supplied M6 Throttle Linkage Bolts and Throttle Linkage Spacers to space throttle cable bracket up. Re-Install intake tube.



Longer Bolt  
Spacer