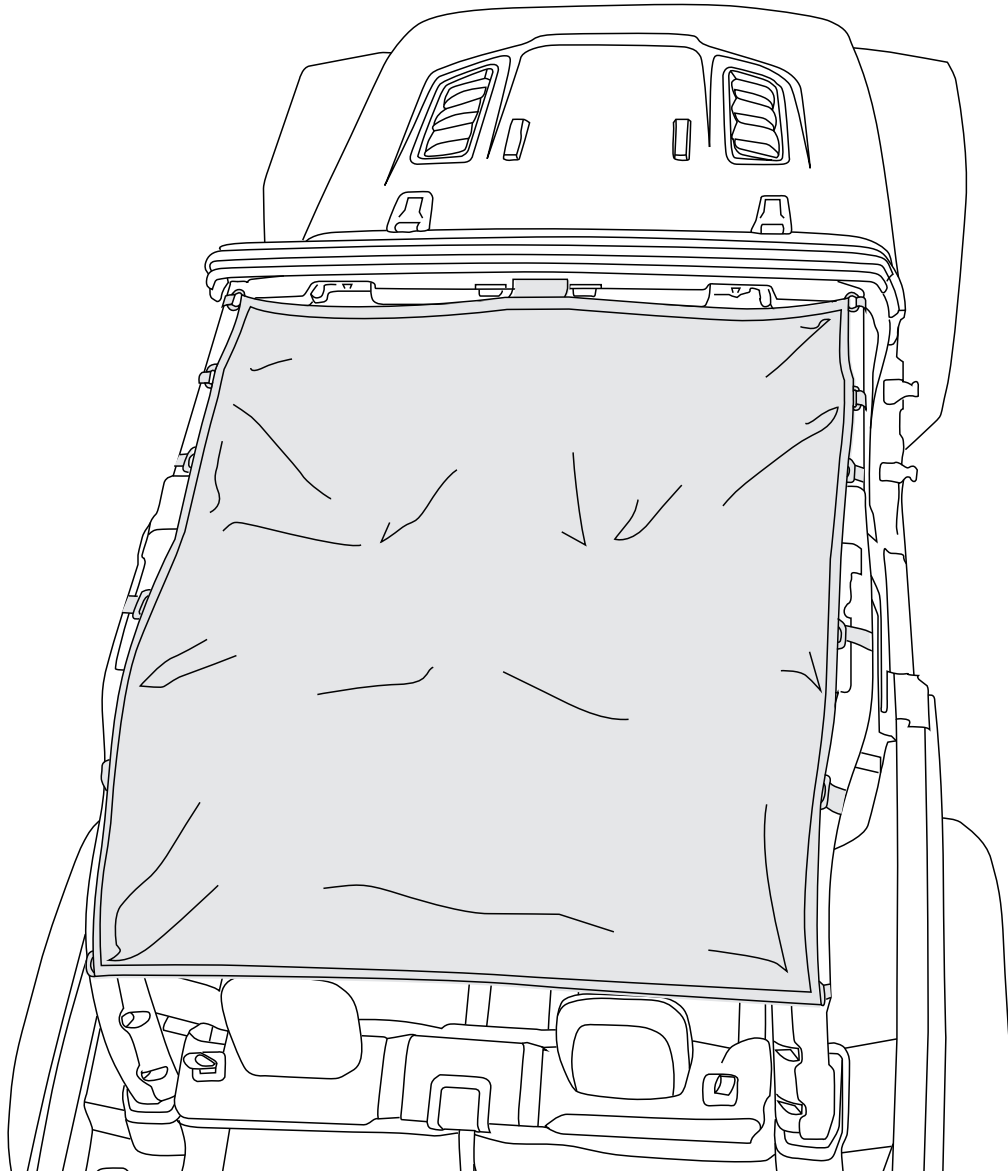




OMIX-ADA, Inc.

Part #13579.75

## Eclipse Sun Shade for Wrangler JL 2-Door



### Components

- |                     |     |               |     |
|---------------------|-----|---------------|-----|
| 1. Sun Shade        | (1) | 3. Loop Strip | (1) |
| 2. Mesh Storage Bag | (1) |               |     |

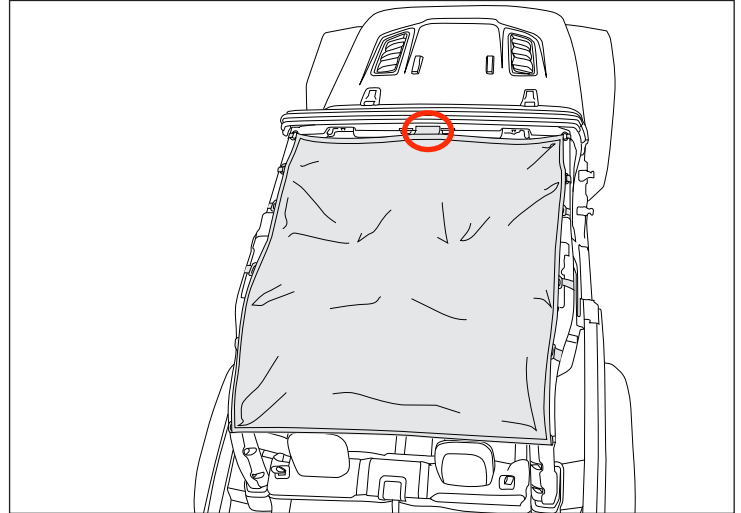
Note: This Eclipse Sun Shade has been designed to work with 2 door soft top JL Wranglers. Design allows shade to remain in place with soft top closed. Eclipse Sun Shade has been supplied with a mesh storage bag. Bag and Shade can be stored in either center console or glove box.



# Eclipse Sun Shade for Wrangler JL 2-Door

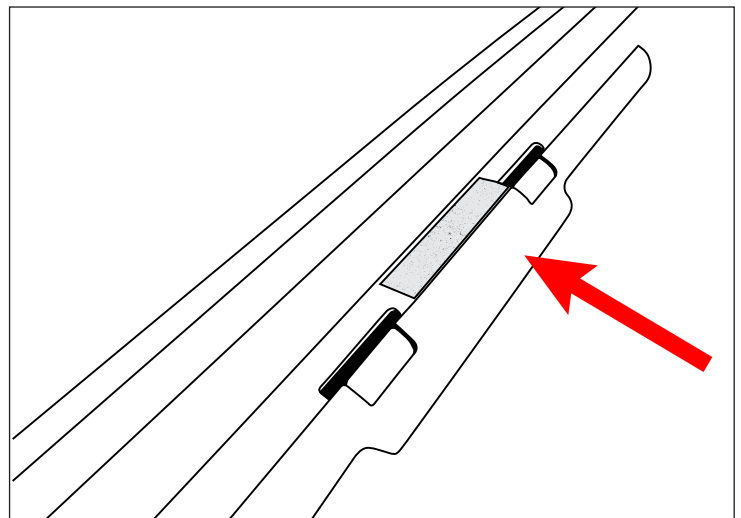
1. Lower OE soft top. Refer to owner's manual.

2. Loosely position Sun Shade on top of sport bar with hook and loop section forward. Attaching material of hook and loop section should face downward.



3. Clean center of windshield frame thoroughly with alcohol. Peel and stick Loop Strip to windshield frame avoiding contact with interior plastic panel.

4. Attach Sun Shade hook and loop section to the attached Loop Strip.



5. In an alternating pattern secure Sun Shade by looping straps around sport bar. DO NOT fully tighten at this time. Once all straps are secure, repeat pattern and pull tight.

**NOTICE** On side locations, make sure straps only wrap around sport bar and not door surrounds.

