




OMIX-ADA, Inc.

Grille Inserts for YJ/TJ



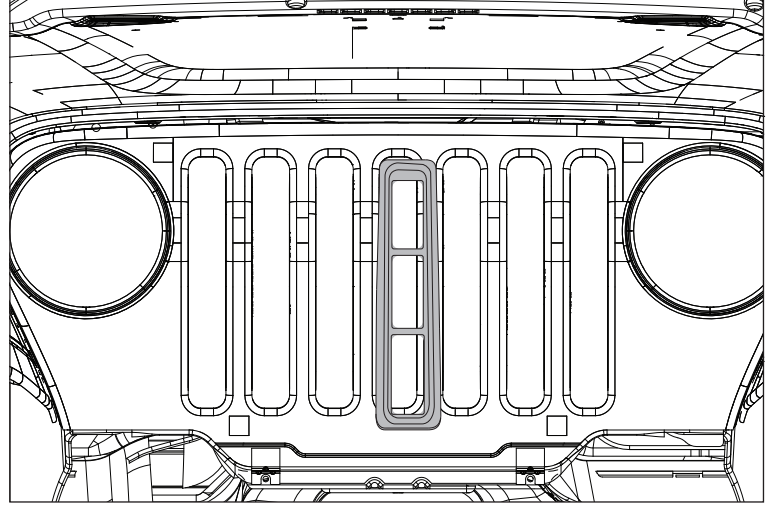
Components

- (7) Grille Inserts:
 - 11306.01: Chrome, YJ
 - 11306.04: Black, YJ
 - 11401.01: Chrome with Billet, YJ
 - 11306.02: Chrome, TJ
 - 11306.03: Black, TJ
 - 11401.02: Chrome with Billet, TJ
 - 11401.03: Black with Billet, TJ

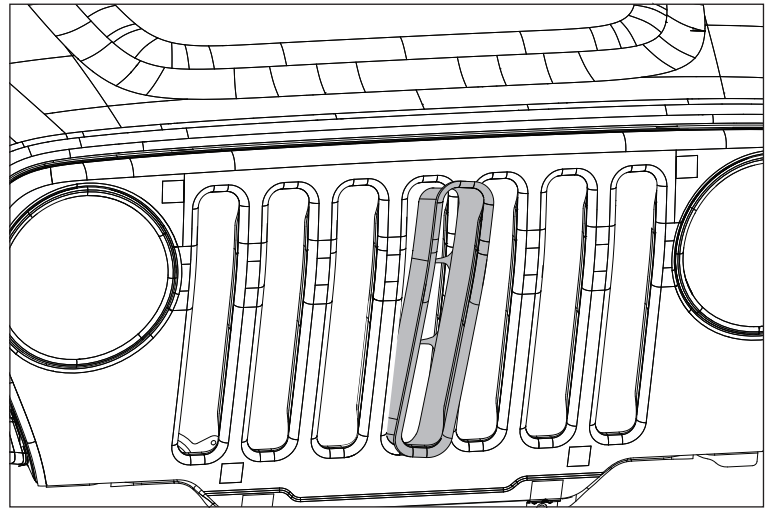


Grille Inserts for YJ/TJ

1. Ensure inserts are lined up with grille openings by matching angles of upper and lower portions of grille.



2. Insert lower portion of insert into grille opening.



3. Press lower retainers into grille shell and press top of insert until clipped into place.

NOTICE If insert does not clip into grille, squeeze top portion of insert while pressing until clipping occurs.

