



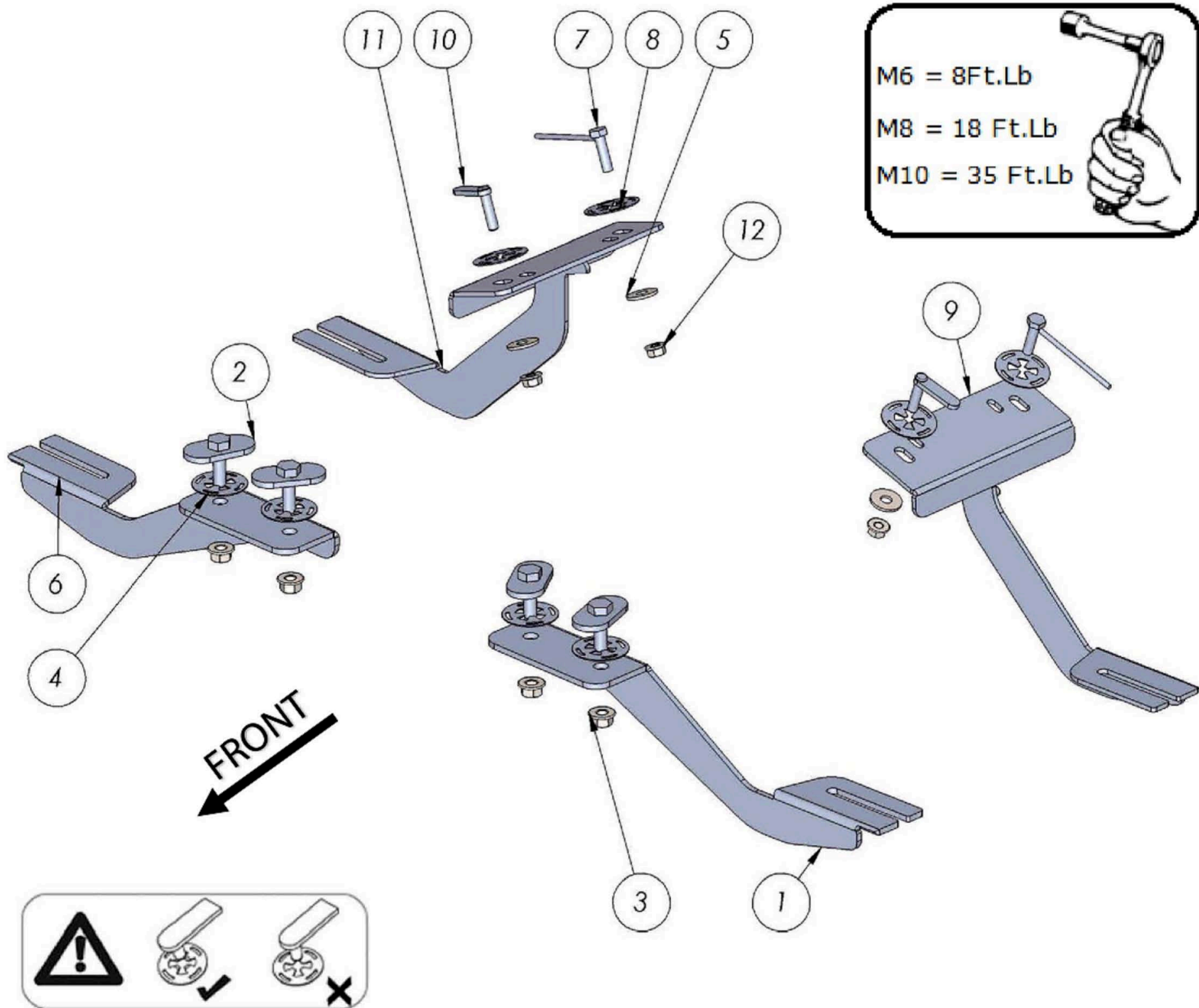
2817 - LAND ROVER EVOQUE 2012-PRESENT

Installation Instructions

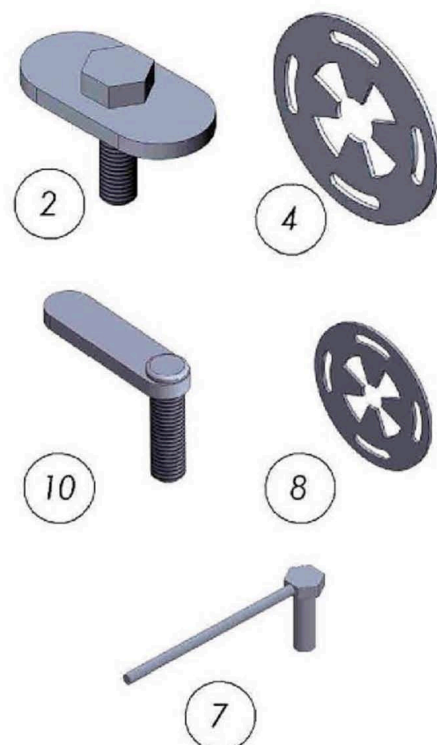


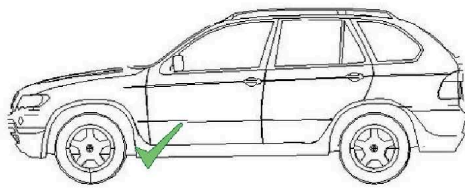
70 Min.

NOTE: Before starting this installation makes sure that all hardware matches these instructions.

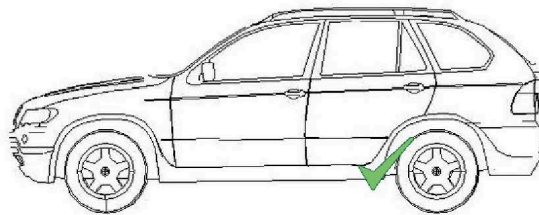





ITEM	PART NUMBER	QTY
1	2817850F0 DRIVER	1
2	HTC 240 - M10X30 (5X34X60)	4
3	DIN 6923 FLANGE NUT - M10	4
4	HTC 269 - CLIPS (M10)	4
5	DIN 125 WASHER - M8	4
6	2817850F0 PASSENGER	1
7	HTC 294 - M8X25 (Ø4X80)	2
8	HTC 271 CLIPS M8	4
9	2817850B0 DRIVER	1
10	HTC 226 - M8X30 (4X10X37)	2
11	2817850B0 PASSENGER	1
12	DIN 6923 FLANGE NUT - M8	4





- 1) Locate front mounting area as shown on image #1.
 - 2) Install two pieces HTC 240 with HTC 269.
 - 3) Install front bracket as shown on image #2.
 - 4) Tighten brackets hardware M10 to 35 ft lbs. **WARNING: Do not use powertools.**
 - 5) Repeat procedure on opposite side.
 - 6) Do not tighten anything yet and proceed to the rear bracket area.
-



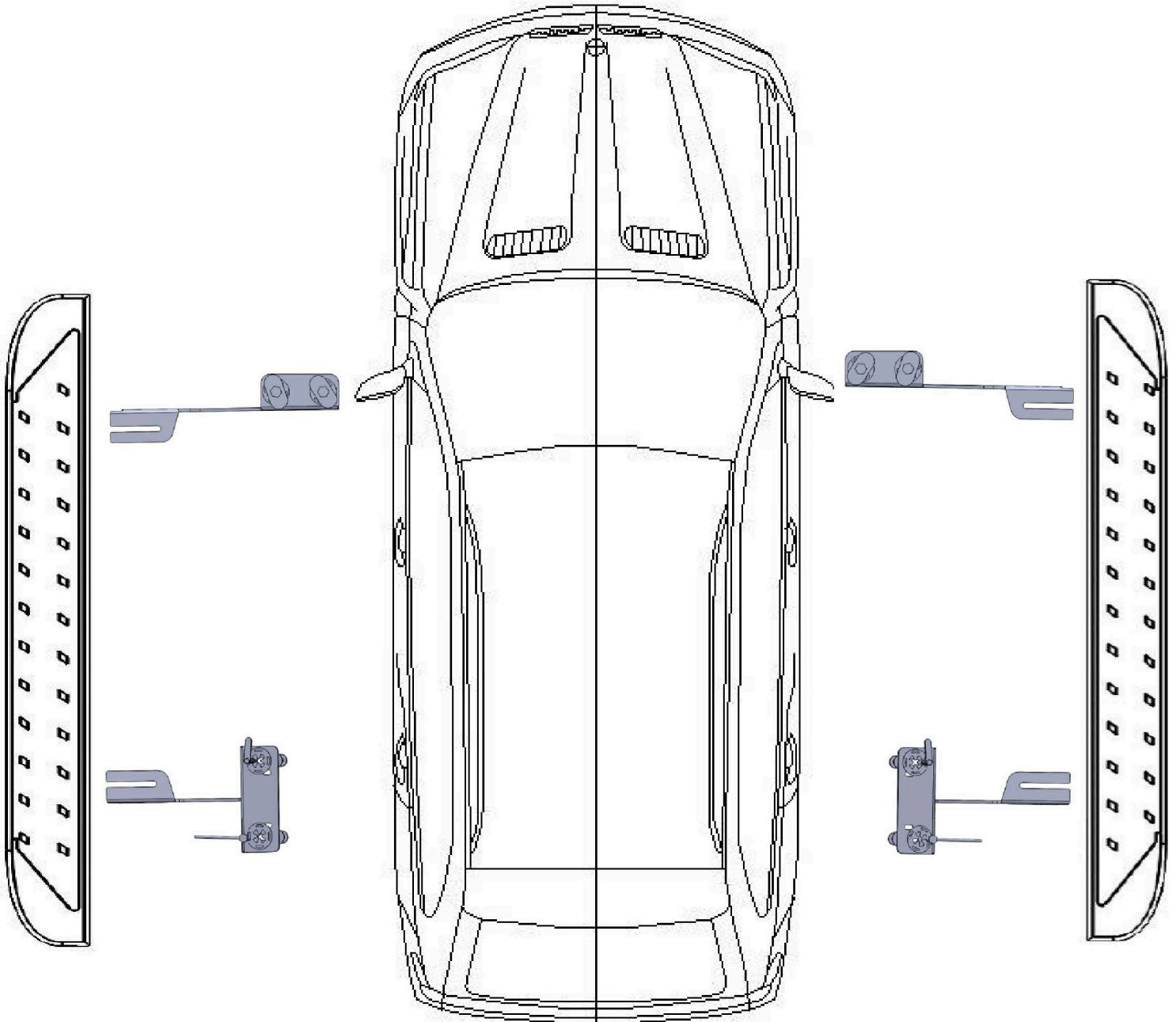


- 1) Locate rear mounting area.
- 2) Proceed to take out vehicle's plastic part and cut it as shown on image #1 and #2.
- 3) Install HTC 294 with HTC 271 for rear hole as shown on image #3 and install HTC 226 with HTC 271 for front hole as shown on image #4.
- 4) Install rear bracket with M8 nuts as shown on image #5.
- 5) Tighten brackets hardware M8 to 18 ft lbs. **WARNING:** Do not use powertools.
- 6) Repeat procedure on opposite side.
- 7) Do not tighten anything yet and proceed to install steps.

Note: Use of powertools will damage products and void your warranty.

2817 - LAND ROVER EVOQUE 2012-PRESENT

Note: Use of powertools will damage products and void your warranty.



ATTENTION PLEASE! : DO NOT TIGHTEN ALL OF THE SCREWS UNTIL ALL OF THE PARTS ARE INSTALLED.

Keep your Romik accessories clean. To prevent corrosion and to maintain your high quality finish, wax or polish regularly with quality stainless polish. Use a non abrasive type automotive wax. Any use of abrasive soaps, polishes or waxes can be detrimental to the finish.

On our website you'll find a wide variety of high-quality [Running Boards & Step Bars](#) from [Romik](#).