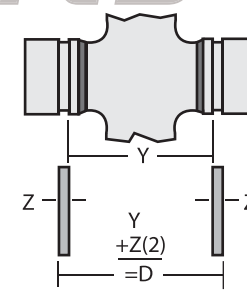
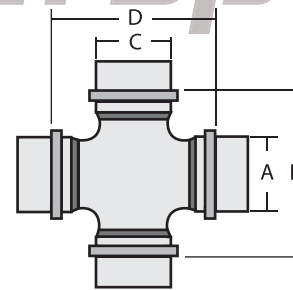
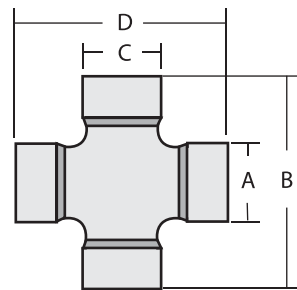


Before measuring a universal joint you should...

- ▶ Remove it from the shaft.
- ▶ Remove the bearing caps.
- ▶ Remove any excess grease from the bottom of the bearing caps & trunnion.
- ▶ Remove the seals from the bearing caps or trunnions
NOTE: the seals are removed to allow for an accurate compress measurement.
- ▶ Measure as follows, permitting yourself a tolerance of .005 at the overall length dimension and .003 at all other dimensions.



How to measure the outside snap ring style

- ▶ Measure the B & D dimensions & record
- ▶ Measure the A & C dimensions & record
- ▶ Does your u-joint have a lube fitting?
- ▶ Where is the lube fitting located? In the cross? In the cap?
- ▶ If further identification is necessary, you should measure the cross dimensions without caps and notify us via e-mail.

NOTE: Dimensions may vary between manufactures.

How to measure the inside snap ring style

- ▶ Measure the B & D dimensions & record. NOTE: Measurement includes thickness of snap rings. To determine dimension B & D the following method is suggested.
- ▶ Measure from inner edge of the opposite snap ring grooves in bearing caps as illustrated.
- ▶ Measure the thickness of TWO snap rings. B & D dimensions equal Y + Z

- ▶ Measure the A & C dimensions & record
- ▶ Does your u-joint have a lube fitting?
- ▶ Where is the lube fitting located? In the cross? In the cap?
- ▶ If further identification is necessary, you should measure the cross dimensions without caps and notify us via e-mail.

NOTE: Dimensions may vary between manufactures.