



# R.J.S. Racing Apparel Fit Form


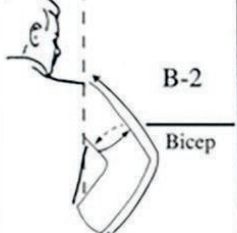
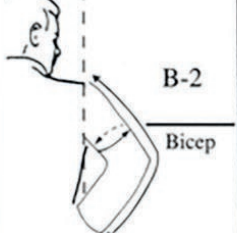




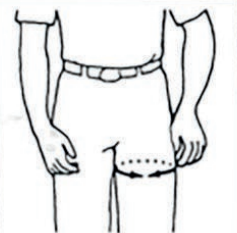
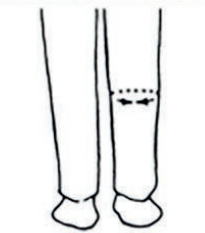




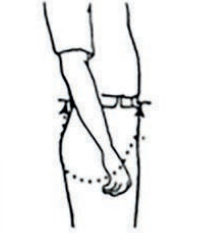

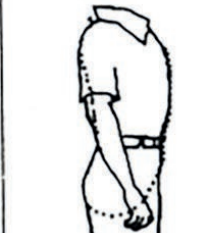
**Measuring Instructions:** Use cloth measuring tape. Do **Not** measure yourself. Do **Not** substitute actual measurements with clothing sizes. Do **Not** add or subtract to the measurements, we will add ease according to your desired fit. Any alterations or changes due to inaccurate measurements will be at the cost of the customer.

Use chart to choose standard size (XSmall to 2X)

**FIT YOU PREFER**  Child Grow Room

I would like a custom fit suit at an additional charge

Snug  Average  Loose

 <b>A</b> Shoulder to shoulder (sleeve seam to sleeve seam)	 <b>B-1</b> Arm extended out measure from shoulder to below wristbone	 <b>B-2</b> Bicep	 <b>C</b> Chest circumference	 <b>D</b> Stomach circumference at largest point	 <b>E</b> Waist circumference (where your belt will be)
 <b>F</b> Hip circumference at largest point	 <b>G</b> Thigh circumference (about 2" below crotch)	 <b>H</b> Calf circumference (about 1/2 way between knees & ankle)	 <b>I</b> Inseam (crotch to desired pant length)	 <b>J</b> Outseam - (outside of leg, from waist to desired pant length)	
 <b>K</b> Armpit to desired pant length	 <b>L</b> In front, hollow at base of neck to middle of beltbuckle	 <b>M</b> Bottom of belt, in front, through crotch to bottom of belt in back	 <b>N</b> In back, bone at base of neck to center of belt	 <b>O</b> Hollow at base of neck in front down through crotch to base of neck.	
<b>P</b> Neck	<b>Q</b> Height	<b>R</b> Weight			

## SUIT TYPE

- Proban/Banox SFI 3-2A/1  
 SFI 3-2A/1  
 SFI 3-2A/5  
 SFI 3-2A/5  
 SFI 3-2A/10  
 SFI 3-2A/15  
 SFI 3-2A/20  
 1025 FR Cotton SFI 3-2A/1  
 1027 FR Cotton SFI 3-2A/5  
 Standard Nylon Kart Suit
- Jacket  Pants  
 1-Piece  
 Male  Female  
 Child  Child's Age \_\_\_\_\_  
 STANDARD STYLE  
 CUSTOM STYLE  
 STYLE # \_\_\_\_\_  
 SUIT COLOR \_\_\_\_\_  
 DESIGN COLORS \_\_\_\_\_

## CUSTOM OPTIONS (Extra charge)

- Nascar cuffs  Epaulets  
 Color Quilting 3" Box  Piping  
 Cuff Color - White; Black; Red; Blue  Stripe Color \_\_\_\_\_  
 Custom Embroidery (available with disc capabilities)  
 Name \_\_\_\_\_  
 Company \_\_\_\_\_  
 Address \_\_\_\_\_  
 City/State/Zip \_\_\_\_\_  
 Phone: Work \_\_\_\_\_  
 email Address \_\_\_\_\_

YOUR NAME (Please print clearly) Embroider on suit/apparel  Yes  No

## **RJS APPAREL SIZE CHART**

<b>SIZE</b>	<b>CHEST</b>	<b>WAIST</b>	<b>HIPS</b>	<b>INSEAM</b>
XS	36-38	28-30	34-36	30"
SMALL	38-40	30-34	36-38	30"
MEDIUM	40-42	34-36	38-40	30"
LARGE	42-44	36-38	40-42	30"
X-LARGE	44-46	38-42	44-46	30"
2X	48-52	42-46	48-50	30"
3X	52-58	44-50	50-52	31"
4X	60-68	50-54	52-56	31"
5X	68-72	54-58	56-60	31"