

# 12' x 24' x 8' Extended Round Instant Garage

Protect Your Investments from Inclement Weather & Sun Damage

MDM Products 12 x 24 x 8 Extended Garages provide the best in portable protection for any purpose. Typical uses include vehicle storage, maintenance space, and material storage. The extra space is ideal for tools, workbench, or additional items such as lawnmowers or cycles. The Round style sheds rain and snow throughout the year. The pre-drilled frame is easily assembled with minimal handtools. All frame components are made from heavy duty galvanized steel. Main cover and doors are made from long life UV Resistant, Fire Retardant Polyethylene with fabric woven backing. The inner layer of black scrim minimizes UV degradation earth. All fabric components feature heat-welded seam construction. Unit features double

zipper door on **BOTH ENDS** to allow drive-through capability, and good ventilation. Each door contains a pocket for a rigid pole at the base edge and bungee cords and grommets to hold in the open position. The long lasting cover design with full side flaps provides for rain or melting snow run-off to divert water from getting through the perimeter of the cover. Each unit comes with a complete anchoring a set of duckbill earth anchors and 36" drive rod. The extended length makes it perfect for limousines, elongated trailers, and seasonal storage space. Maximum internal space in a great-looking extended instant garage!

## Exclusive Features

- Heavy-Duty Galvanized Finish on All Steel Frame Components
- Two (2) Double Zipper Doors Standard
- Wind Brace Support on each Side
- Complete Anchoring System Included
- 10oz, CPAI-84 Polyethylene Fabric Backed Cover and Doors
- All Pre-Drilled, Easy Bolt Together Assembly
- Excellent Vehicle & Workshop Size with Extra Space

Nominal Size	12' Wide x 24' Long x 8' High
Arches	Seven (7) on 48" spacing 1-5/8" diameter frame members
Standard End Door Size	10' Wide x 6' High at edge double zipper door each end
Colors	Exterior- green or grey Interior - bright white

Main Cover	UV protected 24 mil, fabric backed poly. 10 oz weight
Fire Retardant Standard	Main cover and doors meet CPAI-84 Section 5
Anchors	Six (6) 36" Anchors with U-bolts & drive rod
Shipping Weight	290 lbs. in two (2) boxes shipped via motor freight





# EXTENDED ROUND INSTANT GARAGE 12'x24'x8'



Consumer friendly packaging - Easy to handle 2 box shipment




All frame members are long life galvanized steel



Structural wind brace on each side



Heavy-Duty Cover lacing



Pre-Drilled, Bolt together frame



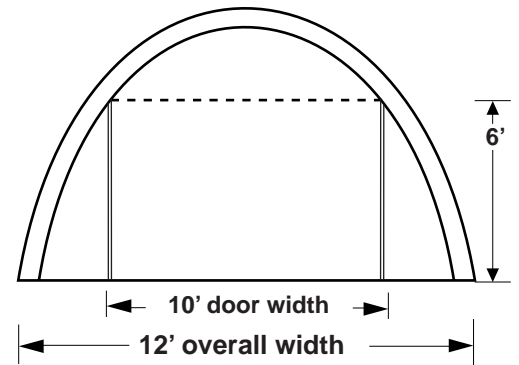

Door Hold-Up Bungee Cords



Withstands winter weather



Heavy-Duty Anchors



## More Fine Products from *Rhino Shelter™*



One Car Garages



SUV/Boat Garages



Large Buildings



Two Car Garages

## Car & Cycle Pockets



## Party Tents 14' - 32' long



Spec 1ExtR  
06/07

Check out the collection of covers world we offer.