

22' x 24' x 12' Two Car Instant Garage

Protect Your Investments from Inclement Weather & Sun Damage

MDM Products Instant Garages provide the best in instant, portable protection for any purpose. Typical uses include vehicle protection and storage equipment/material storage. The Peak style unit quickly sheds moisture, rain, or snow for maximum protection of the interior contents. The pre-drilled frame is easily assembled with minimal handtools. No drilling or field cutting is required. All frame components are made from galvanized steel. Large diameter tube (2-3/8") gives this garage extra strength for snow load.

Main cover and doors are made from long life UV Resistant, Fire Retardant Poly with woven backing. CPAI-84 rated. All fabric components feature heat-welded seam construction. Unit features double zipper doors on BOTH ENDS to allow drive-through capability, and good ventilation. Each door contains a pocket for a rigid pole and grommets for securing them up during use. Each unit comes equipped with duckbill earth anchors and drive rod.

Exclusive Features

- Heavy-Duty Galvanized Finish on All Steel Frame Components
- Two (2) Triple Zipper Doors Standard
- Wind Brace Support on each side
- Complete Anchoring System Included
- 10oz. CPAI-84 Polyethylene Fabric Backed Cover and Doors
- All Pre-Drilled, Easy Bolt Together Assembly

Nominal Size	22' Wide x 24' Long x 12' High
Arches	Seven (7) on 48" spacing 2-3/8" diameter frame members
Standard End Door Size	20' Wide x 6'6" High at edge double zipper door each end
Colors	Exterior- green, grey, or tan Interior - bright white

Main Cover	UV protected 24 mil, fabric backed poly. 10 oz weight
Fire Retardant Standard	Main cover and doors meet CPAI-84 Section 5
Anchors	Fourteen (14) 36" Anchors with U-bolts & drive rod
Shipping Weight	789 lbs. in six (6) boxes shipped via motor freight





TWO CAR PORTABLE BUILDING 22'x24'x12'



Consumer friendly packaging - Easy to handle 6 box shipment




All frame members are long life galvanized steel



Structural wind brace on each corner



Heavy-Duty Cover lacing



Pre-Drilled, Bolt together frame



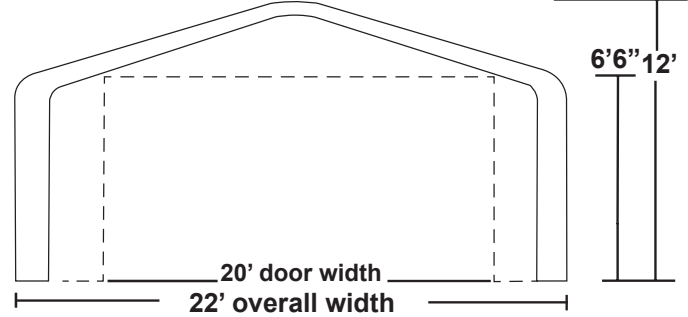
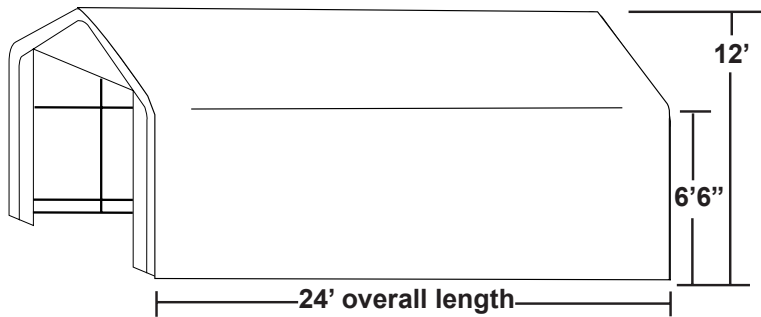
Roll-Up Door Kit



Withstands winter weather



Heavy-Duty Anchors



More Fine Products from *Rhino Shelter™*



One Car Garages



SUV/Boat Garages



Large Buildings



Two Car Garages

Car & Cycle Pockets



Party Tents 14' - 32' long



Spec 1TwoCar
06/07

Check out the collection of covers world we offer.