



# 12' x 20' x 12'

## Barn Style Portable Building

Protect Your Investments from Inclement Weather & Sun Damage

MDM Products Barn Style Buildings provide the best in instant and portable protection for any purpose. Typical uses include contractor workshop areas, equipment/material storage, and temporary work areas. Excellent jobsite protection of equipment, and rain protection to increase productivity. The barn style unit provides extra space along the top of the enclosure, with maximum height near the center ridge. The pre-drilled frame is easily assembled with minimal handtools. No drilling or field cutting of the frame is required. All frame components are made from heavygalvanized materials. Main cover and doors are made from long life UV Resistant, Fire Retardant Polyethylene with woven backing. All fabric components feature heat-welded

seam construction. Unit features double zipper doors on BOTH ENDS to allow access from either end, drive-through capability, and good ventilation. Each door contains a pocket for a rigid pole and grommets for securing them up during use. The long lasting cover design provides for run-off of rain or melting snow to avoid water getting in through the perimeter of the cover. Each unit comes equipped with a set of earth anchors, with a 36" stainless steel tether, and drive rod, to secure the unit at all strategic points. It's a great-looking instant garage!

### Exclusive Features

- Heavy-Duty Galvanized Finish on All Steel Frame Components
- Two (2) Double Zipper Doors with Roll Up Door Kit
- Wind Brace Support on each Side
- Complete Anchoring System Included
- 10oz, CPAI-84 Polyethylene Fabric Backed Cover and Doors
- All Pre-Drilled, Easy Bolt Together Assembly


Nominal Size	12' Wide x 20' Long x 12' High
Arches	Six (6) on 48" spacing 2-3/8" diameter frame members
Standard End Door Size	10' Wide x 9'8" High at edge double zipper door each end
Colors	Exterior- green, or grey Interior - bright white

Main Cover	UV protected 24 mil, fabric backed poly. 10 oz weight
Fire Retardant Standard	Main cover and doors meet CPAI-84 Section 5
Anchors	Six (6) 36" Anchors with U-bolts & drive rod
Shipping Weight	588 lbs. in six (6) boxes shipped via motor freight





# BARN STYLE PORTABLE BUILDING 12'x20'x12'



Consumer friendly packaging - Easy to handle 7 box shipment




All frame members are long life galvanized steel



Structural wind brace on each corner



Heavy-Duty Cover lacing



Pre-Drilled, Bolt together frame



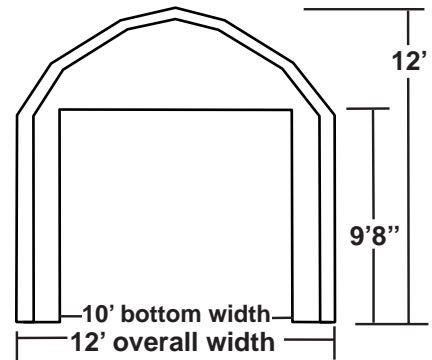

Roll Up Door Kit



Withstands winter weather



Heavy-Duty Anchors



## More Fine Products from *Rhino Shelter™*



One Car Garages



SUV/Boat Garages



Large Buildings



Two Car Garages

## Car & Cycle Pockets



## Party Tents 14' - 32' long



Spec 1Barn  
10/07

Check out the collection of covers world we offer.