



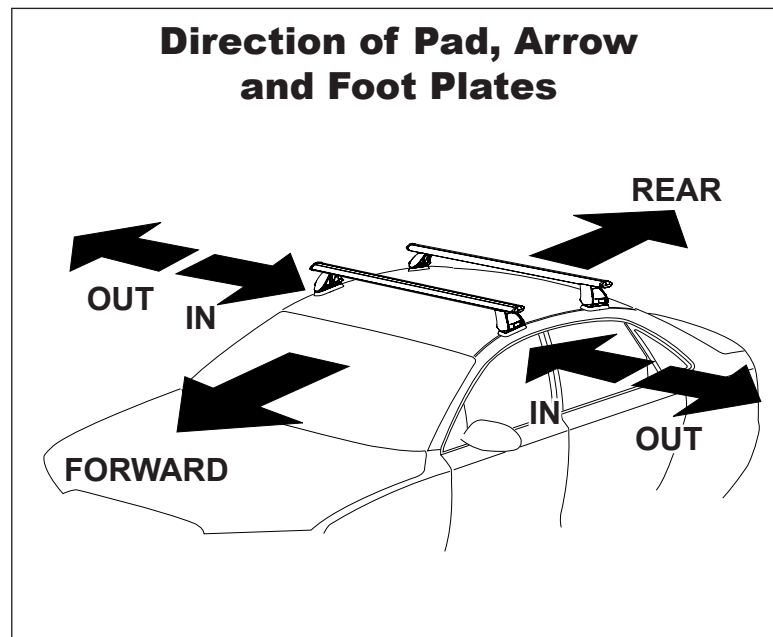
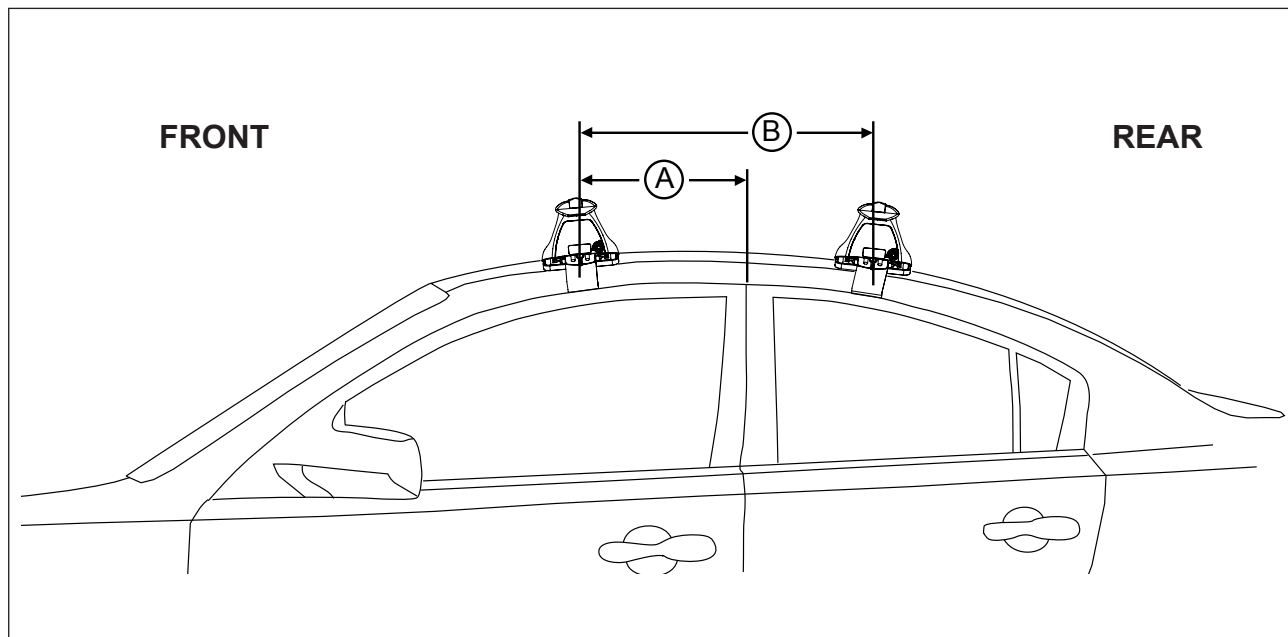


# DK151 Rhino-Rack VA, Aero, Euro & HD crossbar instruction

**Measurement A:** CENTRE of door jamb to CENTRE arrow of leg foot plate.

**Measurement B:** CENTRE of Front leg foot plate arrow to CENTRE of Rear leg foot plate arrow.

**Carrying capacity:** Roof rack is rated to 75kg. Please refer to manufacturers handbook for your vehicles maximum roof load capacity. Always use the lower of the two figures.



VEHICLE	Date	Measurement A	Measurement B	Load Rating (includes racks 5kg/11lbs)
Honda Accord 2dr Coupe	2008 on	570mm / 22,7/16"	625mm / 24,39/64"	40kg / 88lbs

# DK151 Rhino-Rack VA, Aero, Euro & HD [crossbar](#) instruction

## Supplement Fitting Instruction - Honda Accord 2dr Coupe

**1.**

Carefully slide rear clamp between rubber of rear quarter window and body of vehicle.

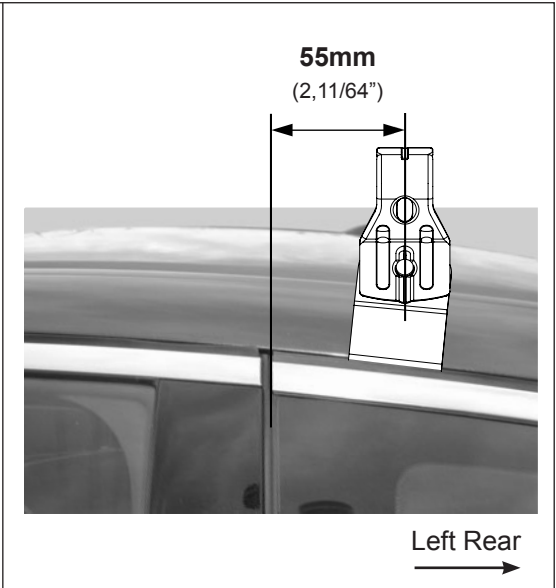
Left Rear quarter window with clamp shown.



**2.**


Measure **55mm** from edge of rear window trim to centre of upper clamp.

Left Rear quarter window with clamp shown.



**3.**

Adjust distance between legs according to Bar Measurement Strip Length.  
Carefully manoeuvre and locate the cross bar/leg assembly without dislodging the clamp.  
Tighten M8 bolts to 12-14 Nm.



**4.**

A = 570mm / 22,7/16"  
B = 625mm / 24,39/64"

