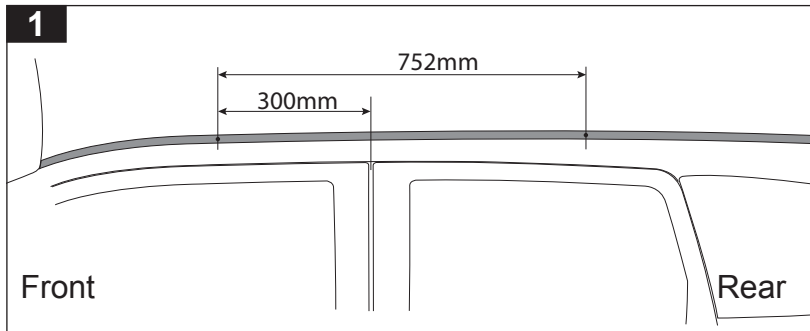


## 2500FMP - DK290

**Maximum load capacity:** [Crossbars](#) are rated to 75kg. Please refer to manufacturers handbook for your vehicles maximum roof load. Always use lower of the two figures.


Region	Date	Vehicle	FRONT				REAR				
			Measurement Strip. Length per Side. FRONT	HD Crossbar distance (x)	Pad	M6 stud	M6 bolt	Measurement Strip. Length per Side. REAR	HD Crossbar distance (x)	Crossbar	Load capacity (include racks 5kg/11lbs)
AU/NZ/ EUR/UK	03/12-	Mitsubishi Outlander ZJ	<b>71mm</b>	1015mm / 39,31/32"	M473	CA1188	40mm	<b>46mm</b>	965mm / 38"	1375mm	75kg / 165lbs



Roof ditch moulding requires holes to expose the roof rack fixing points. Mark points at measurements shown above.




Front left hole position shown. Remove roof ditch mould.



Underside rib has metal inside. Use side cutters to cut either side of hole position.



Trim excess rubber.



Cut hole approximately 12mm square.



Re-install left & right roof ditch mould. Fasten all four studs.