

RHI is setting the new standard in lug nut design and technology. We've engineered our lug nuts to surpass the highest standards and quality of OEM. With the addition of our AntiWear Lug Nuts with 18-Point contact and Neoshield coating, these are the absolute finest lug nuts ever produced.





NEOSHIELD	1
ANTIWEAR	2
SPLINE KITS	3
ACORN KITS	4
GEAR LOCKS	5
APPLICATION CHART	7
WARRANTY	8

## NEOSHIELD

Our patent pending Neoshield coating uses highly advanced nanotechnology to add a special layer to the exterior of fasteners. This unique aerospace coating fuses to the surface of the lugnut and virtually eliminates all porosity. The result is a smoother, shinier and significantly more durable finish that delivers superior protection against rust and corrosion. Our cutting-edge Neoshield design allows our lugs to hold up untarnished in 300+ hours of salt spray testing, which sets RHI as the new standard in lug nuts.



SPLINE (CHROME)    ACORN BULGE (CHROME | 18 POINT)    SPLINE ET (CHROME)



SPLINE (BLACK)    ACORN BULGE (BLACK | 18 POINT)    OPEN END (ZINC)

- Nanoshield coating delivers extreme durability
- Triple nickel plating further protects the life of the lug nut
- Both chrome plated and black finish exceeds 300+ hour salt spray tests
- Cold forged and heat treated for superior hardness and durability
- Two-piece construction
- Antiwear 18 point available in chrome or black
- All RHI lug nuts are made of 1045 carbon steel and heat treated to 10.9 grade hardness

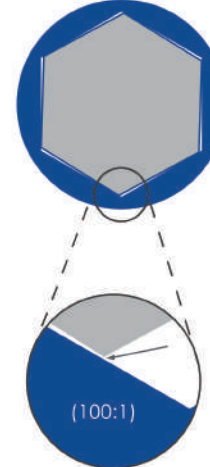
## AntiWear Lug Nuts with 18-Point Contact

Our AntiWear lug nuts are a unique 18-point acorn lug that delivers 3 times greater contact area versus traditional 6-point acorn lug nuts. We achieve this by creating 18 individual points of contact which leads to improved torque distribution during installations and significantly reduces the risk of stripping, chipping or rounding corners of the lugs. The result is a lug nut that provides years of reliability while looking as good as it did the first day it was installed.



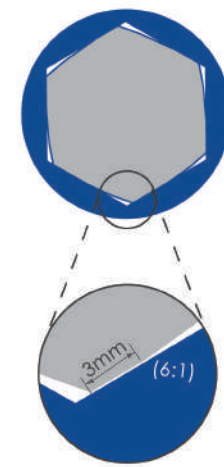
## SOCKET INTERIOR POINT OF CONTACT

RHI 18PT BULGE ACORN LUG



Contact area inside of a socket - 0.3mm

TRADITIONAL BULGE ACORN LUG



Contact area inside of a socket - 3mm





### SPLINE INSTALLATION KITS

SKU	Thread	Type	OD (mm)	No. of Spline	Kit Type	Length (mm)	Length (in)	Finish	Contents
8730K6-Z	1/2"	Open End	20	6	6 Lug	22	0.87"	Zinc	23 lugs, 1 key
8734K6-Z	14x1.5	Open End	23	7	6 Lug	25	1.00"	Zinc	24 lugs, 1 key
8734K8-Z	14x1.5	Open End	23	7	8 Lug	25	1.00"	Zinc	32 lugs, 1 key
8735K5-Z	12x1.5	Open End	20	6	5 Lug	22	0.87"	Zinc	20 lugs, 1 key
8735K6-Z	12x1.5	Open End	20	6	6 Lug	22	0.87"	Zinc	24 lugs, 1 key
8736K6-Z	14x2.0	Open End	23	7	6 Lug	25	1.00"	Zinc	24 lugs, 1 key
8736K8-Z	14x2.0	Open End	23	7	8 Lug	22	1.00"	Zinc	32 lugs, 1 key
8737K5-Z	12x1.25	Open End	20	6	5 Lug	22	0.87"	Zinc	20 lugs, 1 key
8737K6-Z	12x1.25	Open End	20	6	6 Lug	22	0.87"	Zinc	24 lugs, 1 key
8738K5-Z	9/16"	Open End	23	7	5 Lug	22	0.87"	Zinc	20 lugs, 1 key
8738K8-Z	9/16"	Open End	23	7	8 Lug	22	0.87"	Zinc	32 lugs, 1 key
8740K6-C	1/2"	Closed End	20	6	6 Lug	35	1.38"	Chrome	23 lugs, 1 key
8742K5-C	7/16"	Closed End	23	7	5 Lug	35	1.38"	Chrome	20 lugs, 1 key
8744K6-C	14x1.5	Closed End	23	7	6 Lug	35	1.38"	Chrome	24 lugs, 1 key
8745K5-C	12x1.5	Closed End	20	6	5 Lug	35	1.38"	Chrome	20 lugs, 1 key
8745K6-C	12x1.5	Closed End	20	6	6 Lug	35	1.38"	Chrome	24 lugs, 1 key
8747K5-C	12x1.25	Closed End	20	6	5 Lug	35	1.38"	Chrome	20 lugs, 1 key
8747K6-C	12x1.25	Closed End	20	6	6 Lug	35	1.38"	Chrome	32 lugs, 1 key
8744LK6-C	14x1.5	Closed End (Long)	23	7	6 Lug	50	2.00"	Chrome	24 lugs, 1 key
8744LK8-C	14x1.5	Closed End (Long)	23	7	8 Lug	50	2.00"	Chrome	32 lugs, 1 key
8746LK6-C	14x2.0	Closed End (Long)	23	7	6 Lug	50	2.00"	Chrome	24 lugs, 1 key
8746LK8-C	14x2.0	Closed End (Long)	23	7	8 Lug	50	2.00"	Chrome	32 lugs, 1 key
8748LK5-C	9/16"	Closed End (Long)	23	7	5 Lug	50	2.00"	Chrome	20 lugs, 1 key
8748LK8-C	9/16"	Closed End (Long)	23	7	8 Lug	50	2.00"	Chrome	32 lugs, 1 key
8740K6-B	1/2"	Closed End	20	6	6 Lug	35	1.38"	Black Chrome	23 lugs, 1 key
8742K5-B	7/16"	Closed End	23	7	5 Lug	35	1.38"	Black Chrome	20 lugs, 1 key
8744K6-B	14x1.5	Closed End	23	7	6 Lug	35	1.38"	Black Chrome	24 lugs, 1 key
8745K5-B	12x1.5	Closed End	20	6	5 Lug	35	1.38"	Black Chrome	20 lugs, 1 key
8745K6-B	12x1.5	Closed End	20	6	6 Lug	35	1.38"	Black Chrome	24 lugs, 1 key
8747K5-B	12x1.25	Closed End	20	6	5 Lug	35	1.38"	Black Chrome	20 lugs, 1 key
8747K6-B	12x1.25	Closed End	20	6	6 Lug	35	1.38"	Black Chrome	24 lugs, 1 key
8744LK6-B	14x1.5	Closed End (Long)	23	7	6 Lug	50	2.00"	Black Chrome	24 lugs, 1 key
8744LK8-B	14x1.5	Closed End (Long)	23	7	8 Lug	50	2.00"	Black Chrome	32 lugs, 1 key
8746LK6-B	14x2.0	Closed End (Long)	23	7	6 Lug	50	2.00"	Black Chrome	24 lugs, 1 key
8746LK8-B	14x2.0	Closed End (Long)	23	7	8 Lug	50	2.00"	Black Chrome	32 lugs, 1 key
8748LK5-B	9/16"	Closed End (Long)	23	7	5 Lug	50	2.00"	Black Chrome	20 lugs, 1 key

### SPLINE INSTALLATION KITS (cont.)

SKU	Thread	Type	OD (mm)	No. of Spline	Kit Type	Length (mm)	Length (in)	Finish	Contents
8748LK8-B	9/16"	Closed End (Long)	23	7	8 Lug	50	2.00"	Black Chrome	32 lugs, 1 key
8744BK5S-C	14x1.5	Lug Bolt (24mm)	20	6	5 Lug	24	0.95"	Chrome	20 lugs, 1 key
8745BK5S-C	12x1.5	Lug Bolt (24mm)	20	6	5 Lug	24	0.95"	Chrome	20 lugs, 1 key
8743BK5-C	14x1.25	Lug Bolt (27mm)	20	6	5 Lug	27	1.06"	Chrome	20 lugs, 1 key
8744BK5-C	14x1.5	Lug Bolt (27mm)	20	6	5 Lug	27	1.06"	Chrome	20 lugs, 1 key
8745BK5-C	12x1.5	Lug Bolt (27mm)	20	6	5 Lug	27	1.06"	Chrome	20 lugs, 1 key
8747BK5-C	12x1.25	Lug Bolt (27mm)	20	6	5 Lug	27	1.06"	Chrome	20 lugs, 1 key
8744BK5L-C	14x1.5	Lug Bolt (30mm)	20	6	5 Lug	30	1.18"	Chrome	20 lugs, 1 key
8744BK5S-B	14x1.5	Lug Bolt (24mm)	20	6	5 Lug	24	0.95"	Black Chrome	20 lugs, 1 key
8745BK5S-B	12x1.5	Lug Bolt (24mm)	20	6	5 Lug	24	0.95"	Black Chrome	20 lugs, 1 key
8743BK5-B	14x1.25	Lug Bolt (27mm)	20	6	5 Lug	27	1.06"	Black Chrome	20 lugs, 1 key
8744BK5-B	14x1.5	Lug Bolt (27mm)	20	6	5 Lug	27	1.06"	Black Chrome	20 lugs, 1 key
8745BK5-B	12x1.5	Lug Bolt (27mm)	20	6	5 Lug	27	1.06"	Black Chrome	20 lugs, 1 key
8747BK5-B	12x1.25	Lug Bolt (27mm)	20	6	5 Lug	27	1.06"	Black Chrome	20 lugs, 1 key
8744BK5L-B	14x1.5	Lug Bolt (30mm)	20	6	5 Lug	30	1.18"	Black Chrome	20 lugs, 1 key

### SPLINE KITS ET

EACH KIT INCLUDES 24 LUGS & 1 KEY

SKU	Thread	Type	OD (mm)	No. of Spline	Kit Type	Length (mm)	Length (in)	Finish	Shank Dia.	Shank Length
8734K6ET-Z	14x1.5	Open End	23	7	6 Lug	25	1.00"	Zinc	0.236" +/- 0.01	0.61" +/- 0.01
8735K6ET-Z	12x1.5	Open End	20	6	6 Lug	22	0.87"	Zinc	0.236" +/- 0.01	0.61" +/- 0.01
8744K6ET-C	14x1.5	Closed End	23	7	6 Lug	35	1.38"	Chrome	0.236" +/- 0.01	0.61" +/- 0.01
8745K6ET-C	12x1.5	Closed End	20	6	6 Lug	35	1.38"	Chrome	0.236" +/- 0.01	0.61" +/- 0.01
8747K6ET-C	12x1.25	Closed End	20	6	6 Lug	35	1.38"	Chrome	0.236" +/- 0.01	0.61" +/- 0.01
8744K6ET-B	14x1.5	Closed End	23	7	6 Lug	35	1.38"	Black Chrome	0.236" +/- 0.01	0.61" +/- 0.01
8745K6ET-B	12x1.5	Closed End	20	6	6 Lug	35	1.38"	Black Chrome	0.236" +/- 0.01	0.61" +/- 0.01
8747K6ET-B	12x1.25	Closed End	20	6	6 Lug	35	1.38"	Black Chrome	0.236" +/- 0.01	0.61" +/- 0.01
8744LK6ET-C	14x1.5	Closed End (Long)	23	7	6 Lug	50	2.00"	Chrome	0.236" +/- 0.01	0.61" +/- 0.01
8744LK6ET-B	14x1.5	Closed End (Long)	23	7	6 Lug	50	2.00"	Black Chrome	0.236" +/- 0.01	0.61" +/- 0.01





## ACORN KITS - 18 POINT

LOCKS USED FOR AL BULGE ACORN STANDARD ACORN LOCKS

SKU	Thread	Type	Kit Type	Length (mm)	Length (in)	Finish	Contents
8430K6-Z	1/2"	Open End	6 Lug	22	0.87"	Zinc	19 lugs, 4 locks, 1 key
8434K6-Z	14x1.5	Open End	6 Lug	22	0.87"	Zinc	20 lugs, 4 locks, 1 key
8434K8-Z	14x1.5	Open End	8 Lug	22	0.87"	Zinc	28 lugs, 4 locks, 1 key
8435K5-Z	12x1.5	Open End	5 Lug	22	0.87"	Zinc	16 lugs, 4 locks, 1 key
8435K6-Z	12x1.5	Open End	6 Lug	22	0.87"	Zinc	20 lugs, 4 locks, 1 key
8436K6-Z	14x2.0	Open End	6 Lug	22	0.87"	Zinc	20 lugs, 4 locks, 1 key
8436K8-Z	14x2.0	Open End	8 Lug	22	0.87"	Zinc	28 lugs, 4 locks, 1 key
8437K5-Z	12x1.25	Open End	5 Lug	22	0.87"	Zinc	16 lugs, 4 locks, 1 key
8437K6-Z	12x1.25	Open End	6 Lug	22	0.87"	Zinc	20 lugs, 4 locks, 1 key
8438K5-Z	9/16"	Open End	5 Lug	22	0.87"	Zinc	16 lugs, 4 locks, 1 key
8438K6-Z	9/16"	Open End	8 Lug	22	0.87"	Zinc	28 lugs, 4 locks, 1 key
8440K6-C	1/2"	Closed End	6 Lug	35	1.38"	Chrome	19 lugs, 4 locks, 1 key
8442K5-C	7/16"	Closed End	5 Lug	35	1.38"	Chrome	16 lugs, 4 locks, 1 key
8444K5-C	14x1.5	Closed End	6 Lug	35	1.38"	Chrome	20 lugs, 4 locks, 1 key
8445K5-C	12x1.5	Closed End	5 Lug	35	1.38"	Chrome	16 lugs, 4 locks, 1 key
8445K6-C	12x1.5	Closed End	6 Lug	35	1.38"	Chrome	20 lugs, 4 locks, 1 key
8447K5-C	12x1.25	Closed End	5 Lug	35	1.38"	Chrome	16 lugs, 4 locks, 1 key
8447K6-C	12x1.25	Closed End	6 Lug	35	1.38"	Chrome	20 lugs, 4 locks, 1 key
8444LK6-C	14x1.5	Closed End (Long)	6 Lug	48	1.90"	Chrome	20 lugs, 4 locks, 1 key
8444LK8-C	14x1.5	Closed End (Long)	8 Lug	48	1.90"	Chrome	28 lugs, 4 locks, 1 key
8446LK6-C	14x2.0	Closed End (Long)	6 Lug	48	1.90"	Chrome	20 lugs, 4 locks, 1 key
8446LK8-C	14x2.0	Closed End (Long)	8 Lug	48	1.90"	Chrome	28 lugs, 4 locks, 1 key
8448LK5-C	9/16"	Closed End (Long)	5 Lug	48	1.90"	Chrome	16 lugs, 4 locks, 1 key
8448LK8-C	9/16"	Closed End (Long)	8 Lug	48	1.90"	Chrome	28 lugs, 4 locks, 1 key
8440K6-B	1/2"	Closed End	6 Lug	35	1.38"	Black Chrome	19 lugs, 4 locks, 1 key
8442K5-B	7/16"	Closed End	5 Lug	35	1.38"	Black Chrome	16 lugs, 4 locks, 1 key
8444K6-B	14x1.5	Closed End	6 Lug	35	1.38"	Black Chrome	20 lugs, 4 locks, 1 key
8445K5-B	12x1.5	Closed End	5 Lug	35	1.38"	Black Chrome	16 lugs, 4 locks, 1 key
8445K6-B	12x1.5	Closed End	6 Lug	35	1.38"	Black Chrome	20 lugs, 4 locks, 1 key
8447K5-B	12x1.25	Closed End	5 Lug	35	1.38"	Black Chrome	16 lugs, 4 locks, 1 key
8447K6-B	12x1.25	Closed End	6 Lug	35	1.38"	Black Chrome	20 lugs, 4 locks, 1 key
8444LK6-B	14x1.5	Closed End (Long)	6 Lug	48	1.90"	Black Chrome	20 lugs, 4 locks, 1 key
8444LK8-B	14x1.5	Closed End (Long)	8 Lug	48	1.90"	Black Chrome	28 lugs, 4 locks, 1 key
8446LK6-B	14x2.0	Closed End (Long)	6 Lug	48	1.90"	Black Chrome	20 lugs, 4 locks, 1 key
8446LK8-B	14x2.0	Closed End (Long)	8 Lug	48	1.90"	Black Chrome	28 lugs, 4 locks, 1 key
8448LK5-B	9/16"	Closed End (Long)	5 Lug	48	1.90"	Black Chrome	16 lugs, 4 locks, 1 key
8448LK8-B	9/16"	Closed End (Long)	8 Lug	48	1.90"	Black Chrome	28 lugs, 4 locks, 1 key
8444BK5S-C	14x1.5	Lug Bolt (24mm)	5 Lug	24	0.95"	Chrome	16 lugs, 4 locks, 1 key
8445BK5S-C	12x1.5	Lug Bolt (24mm)	5 Lug	24	0.95"	Chrome	16 lugs, 4 locks, 1 key
8443BK5-C	14x1.25	Lug Bolt (27mm)	5 Lug	27	1.06"	Chrome	16 lugs, 4 locks, 1 key
8444BK5-C	14x1.5	Lug Bolt (27mm)	5 Lug	27	1.06"	Chrome	16 lugs, 4 locks, 1 key



## ACORN KITS - 18 POINT (cont.)

LOCKS USED FOR AL BULGE ACORN STANDARD ACORN LOCKS

SKU	Thread	Type	Kit Type	Length (mm)	Length (in)	Finish	Contents
8445BK5-C	12x1.5	Lug Bolt (27mm)	5 Lug	27	1.06"	Chrome	16 lugs, 4 locks, 1 key
8447BK5-C	12x1.25	Lug Bolt (27mm)	5 Lug	27	1.06"	Chrome	16 lugs, 4 locks, 1 key
8444BK5L-C	14x1.5	Lug Bolt (30mm)	5 Lug	30	1.18"	Chrome	16 lugs, 4 locks, 1 key
8444BK5S-B	14x1.5	Lug Bolt (24mm)	5 Lug	24	0.95"	Black Chrome	16 lugs, 4 locks, 1 key
8445BK5S-B	12x1.5	Lug Bolt (24mm)	5 Lug	24	0.95"	Black Chrome	16 lugs, 4 locks, 1 key
8443BK5-B	14x1.25	Lug Bolt (27mm)	5 Lug	27	1.06"	Black Chrome	16 lugs, 4 locks, 1 key
8444BK5-B	14x1.5	Lug Bolt (27mm)	5 Lug	27	1.06"	Black Chrome	16 lugs, 4 locks, 1 key
8445BK5-B	12x1.5	Lug Bolt (27mm)	5 Lug	27	1.06"	Black Chrome	16 lugs, 4 locks, 1 key
8447BK5-B	12x1.25	Lug Bolt (27mm)	5 Lug	27	1.06"	Black Chrome	16 lugs, 4 locks, 1 key
8444BK5L-B	14x1.5	Lug Bolt (30mm)	5 Lug	30	1.18"	Black Chrome	16 lugs, 4 locks, 1 key

## ACORN KITS - 18 POINT ET

LOCKS USED FOR AL BULGE ACORN STANDARD ACORN LOCKS

EACH KIT INCLUDES 20 LUGS, 4 LOCKS, & 1 KEY

SKU	Thread	Type	Kit Type	Length (mm)	Length (in)	Finish	Shank Dia.	Shank Length
8434K6ET-Z	14x1.5	Open End	6 Lug	22	0.87"	Zinc	0.236" +/- 0.01	0.61" +/- 0.01
8435K6ET-Z	12x1.5	Open End	6 Lug	22	0.87"	Zinc	0.236" +/- 0.01	0.61" +/- 0.01
8444K6ET-C	14x1.5	Closed End	6 Lug	35	1.38"	Chrome	0.236" +/- 0.01	0.61" +/- 0.01
8445K6ET-C	12x1.5	Closed End	6 Lug	35	1.38"	Chrome	0.236" +/- 0.01	0.61" +/- 0.01
8447K6ET-C	12x1.25	Closed End	6 Lug	35	1.38"	Chrome	0.236" +/- 0.01	0.61" +/- 0.01
8444K6ET-B	14x1.5	Closed End	6 Lug	35	1.38"	Black Chrome	0.236" +/- 0.01	0.61" +/- 0.01
8445K6ET-B	12x1.5	Closed End	6 Lug	35	1.38"	Black Chrome	0.236" +/- 0.01	0.61" +/- 0.01
8447K6ET-B	12x1.25	Closed End	6 Lug	35	1.38"	Black Chrome	0.236" +/- 0.01	0.61" +/- 0.01
8444LK6ET-C	14x1.5	Closed End (Long)	6 Lug	48	1.90"	Chrome	0.236" +/- 0.01	0.61" +/- 0.01
8444LK6ET-B	14x1.5	Closed End (Long)	6 Lug	48	1.90"	Black Chrome	0.236" +/- 0.01	0.61" +/- 0.01




## GEAR LOCK SETS

SKU	Thread	Type	Length (mm)	Length (in)	Finish	SKU	Thread	Type	Length (mm)	Length (in)	Finish
8330-Z	1/2"	Open End	22	0.87"	Zinc	8347-B	12x1.25	Closed End	36	1.42"	Black
8334-Z	14x1.5	Open End	22	0.87"	Zinc	8344L-B	14x1.5	Closed End (Long)	48	1.90"	Black
8335-Z	12x1.5	Open End	22	0.87"	Zinc	8346L-B	14x2.0	Closed End (Long)	48	1.90"	Black
8336-Z	14x2.0	Open End	22	0.87"	Zinc	8348L-B	9/16"	Closed End (Long)	48	1.90"	Black
8337-Z	12x1.25	Open End	22	0.87"	Zinc	8344BS-C	14x1.5	Lug Bolt (24mm)	24	0.95"	Chrome
8338-Z	9/16"	Open End	22	0.87"	Zinc	8345BS-C	12x1.5	Lug Bolt (24mm)	24	0.95"	Chrome
8340-C	1/2"	Closed End	36	1.42"	Chrome	8343B-C	14x1.25	Lug Bolt (27mm)	27	1.06"	Chrome
8342-C	7/16"	Closed End	36	1.42"	Chrome	8344B-C	14x1.5	Lug Bolt (27mm)	27	1.06"	Chrome
8344-C	14x1.5	Closed End	36	1.42"	Chrome	8345B-C	12x1.5	Lug Bolt (27mm)	27	1.06"	Chrome
8345-C	12x1.5	Closed End	36	1.42"	Chrome	8347B-C	12x1.25	Lug Bolt (27mm)	27	1.06"	Chrome
8347-C	12x1.25	Closed End	36	1.42"	Chrome	8344BL-C	14x1.5	Lug Bolt (30mm)	30	1.18"	Chrome
8344L-C	14x1.5	Closed End (Long)	48	1.90"	Chrome	8344BS-B	14x1.5	Lug Bolt (24mm)	24	0.95"	Black
8346L-C	14x2.0	Closed End (Long)	48	1.90"	Chrome	8345BS-B	12x1.5	Lug Bolt (24mm)	24	0.95"	Black
8348L-C	9/16"	Closed End (Long)	48	1.90"	Chrome	8343B-B	14x1.25	Lug Bolt (27mm)	27	1.06"	Black
8340-B	1/2"	Closed End	36	1.42"	Black	8344B-B	14x1.5	Lug Bolt (27mm)	27	1.06"	Black
8342-B	7/16"	Closed End	36	1.42"	Black	8345B-B	12x1.5	Lug Bolt (27mm)	27	1.06"	Black
8344-B	14x1.5	Closed End	36	1.42"	Black	8347B-B	12x1.25	Lug Bolt (27mm)	27	1.06"	Black
8345-B	12x1.5	Closed End	36	1.42"	Black	8344BL-B	14x1.5	Lug Bolt (30mm)	30	1.18"	Black





## COLOR CODED APPLICATION CHART

	<b>7/16-20 RED</b>
	<b>1/2-20 ORANGE</b>
	<b>14X1.5 YELLOW</b>
	<b>14X1.25 BROWN</b>
	<b>12X1.25 GREEN</b>
	<b>9/16-18 WHITE</b>
	<b>14X2.0 GREY</b>
	<b>12X1.5 BLUE</b>
	<b>12X1.75 PURPLE</b>

## RHI Automotive (RHI) - Limited Warranty

Subject to the terms and conditions set forth herein below, RHI offers the Limited Warranty as follows:

RHI warrants to the original purchaser that products manufactured by them ("Products") will be: (1) the Products will be free from defects in material and workmanship under normal and intended use for a period of two years (24 months) from the date of retail purchase; painting defects, chrome plating defects, zinc plating defects are limited to a two year (24 month) limited warranty period from the date of purchase. Surface rust, discoloration, and corrosion which are direct results of improper installation, are not covered by this Limited Warranty. This warranty does not cover any item that has been damaged, mutilated, altered, misused, abused or forcibly removed.

RHI's sole and exclusive obligation under this Limited Warranty shall be to repair or replace at RHI's sole discretion, without charge, any Product that does not conform as warranted herein and is returned with a copy of the original sales receipt or satisfactory evidence of date of purchase to the dealer from whom the Product was originally purchased or to RHI. Such repair shall not include incidental charges such as removal, installation or shipping. In no event shall RHI be liable for special, incidental or consequential damages. RHI reserves the right to make changes in specifications and design without any prior notice or incurring responsibility. Products replaced under warranty will be covered for the remainder of the original Limited Warranty in place for that specific Product at that time.

### This Limited Warranty is Void if:

- [a] Corrosion or damage occurred due to improper care and installation.
- [b] Damage or structural failure occurs as the result of road conditions or an accident.
- [c] Damage or structural failure occurs as the result of racing applications or willful abuse.
- [d] Damage occurs due to neglect or adverse weather conditions.
- [e] The Products have been altered or repaired or installed on customized vehicles (i.e., non-original equipment, or non-OEM parts).
- [f] Damage resulted from excessive vehicle loads, and/or improper installation.

This limited warranty is the express warranty given by RHI and is in lieu of all other warranties, whether written or oral.

This Limited Warranty expires upon transfer of title of any RHI Products by the original retail purchaser.

The Products are not designed to be installed with any accessories or adapters other than those supplied or approved by RHI and any damage caused by any such other accessories or adapters is not covered by this warranty.

### Disclaimer

OTHER THAN AS EXPRESSLY STATED HEREIN, RHI GIVES NO WARRANTIES HEREUNDER ON THE PRODUCTS AND HEREBY EXPRESSLY DISCLAIMS ANY AND ALL OTHER WARRANTIES, INCLUDING ALL IMPLIED WARRANTIES OR CONDITIONS, OR WARRANTIES OR CONDITIONS OTHERWISE ARISING BY OPERATION OF LAW, INCLUDING IMPLIED WARRANTIES OF MERCHANTABILITY AND FITNESS FOR A PARTICULAR PURPOSE, TITLE, AND NON-INFRINGEMENT.

**Disclaimed Liability.** In no event will RHI be liable to any purchaser arising out of any claim, demand, suit, action, allegation, or any other proceeding involving Products that have been altered or repaired other than by RHI or installed on customized vehicles (i.e., non-OEM vehicles).