

RSR/Cup Heater Fan Delete Kit

89-94 964 - Normally Aspirated

Check to make sure you that have all parts listed prior to installation. If anything is missing contact us immediately.

- (1) Perforated fan block off plate
- (1) Heat Duct block off plate
- (4) 4" Zip Ties





Photo 1




Photo 2

Step 1 - Remove fan and duct work from engine bay.

Step 2 - Insert perforated fan block off plate into the rubber fan housing as shown in photo 1.

Step 3 - If the car was equipped with a rubber vent line on the fan housing, insert tube into the perforated plate as shown.

Step 4 - Insert the duct plug into the lower duct hole and secure using the factory clamp as shown in photo 2.

Step 5 - Using the supplied zip ties, wrap up and secure any wires or sensors that were originally attached to the blower assembly and are no longer used.