



Driven to improve excellence.

### READ BEFORE INSTALLATION

The use of any Rennline product is the sole responsibility of the end user. Rennline Inc. accepts no responsibility for warranty voids or damage resulting from the use of these products. Do to the varying location of wiring harnesses and other components, carefully inspect any area prior to drilling. All Rennline products are intended for off road use and should be installed by a qualified automotive technician.


## Smugglers Box Relocation Kit 911,912,930 1965-89

Check to make sure that you have all parts listed prior to installation. If anything is missing contact us immediately.


### Parts List

- (1) Cradle
  - (2) Anti Vibration Pads (Installed)
- (2) Cradle Clamps
- (4) S/S button head cap screw 10/32 X1" - MC92949A271
- (4) S/S #10 Washers - MC92141A011

1. See battery mount kit instructions for assembly.
2. Place battery/cradle assembly into Smugglers Box as shown in photo 1& 2 on next page.
3. Slide the cradle clamps into the cradle clamp slots at the the top of each cradle upright. Make sure that the bend is pointing upward and that it extends beyond the lip on the smugglers box frame. Install the 1" button head screws and washers through the 2 holes located at the top of the cradle uprights. Make sure that you have all four screws started before tightening. (See Photo 3 & 4)
4. Make any final adjustments side to side then tighten the cradle clamp screws.
5. Attach battery cables and lid. If you are using your factory cable, disconnect your ground cable and reconnect it to the steering shaft clamp bolt inside the smugglers box Redirect your positive wires back into the car behind the pedal board and into the smugglers box ( a hole may need to be drilled.) Make certain that there is plenty of clearance around all power terminals, adjust as needed. Note: If you are using a Rennline battery cut off switch/cable kit or a Rennline smuggler's box cover, see instructions included with those kits.



Odyssey 680 with smugglers box relocation cradle



Odyssey 925 with smugglers box relocation cradle and switch mount top.




Photo 1




Photo 2




Photo 3



Photo 4


Here's a few photos of available options



"Bolt On" Smugglers Box Cover



Remote Pulls



Switch Mounting kits