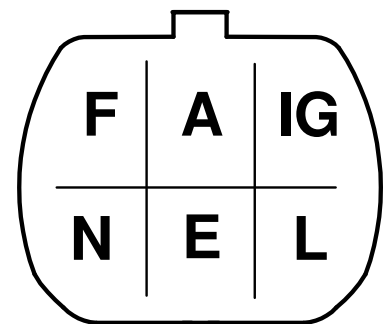
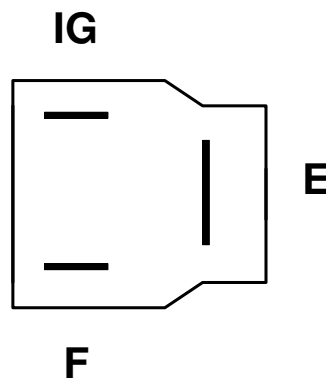
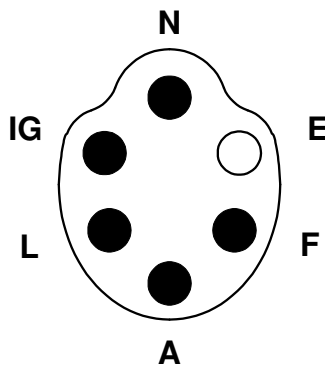
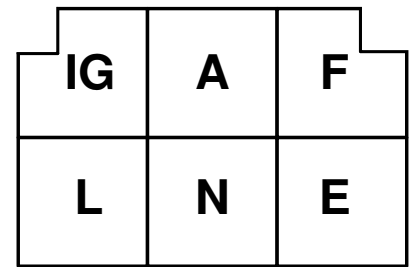
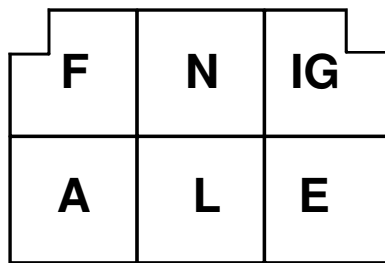
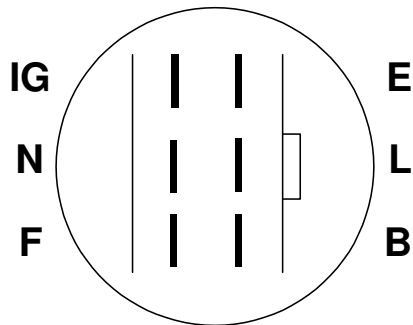
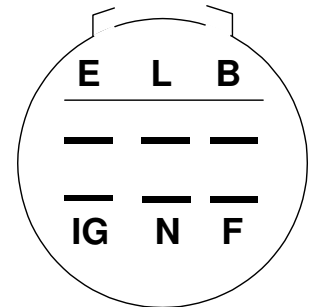


## Please Review

Faulty wiring to the voltage regulator is a frequent cause of charging system complaints. The charts provided are to aid you in the diagnosis of possible system and wiring problems.

Included are the various regulator plug and wire harness code designations that the systems came equipped with. View is taken facing the terminals.

E = Ground or Negative -  
 L = Light  
 B = Battery +  
 IG = Ignition  
 N = Stator  
 F = Field



The wiring schematic below indicates a typical charging system that utilizes the regulator connectors shown.

