

Installation Instructions


2018+ Jeep Wrangler JL
& JL Unlimited



MT-02
Part Number
91817 & 92525

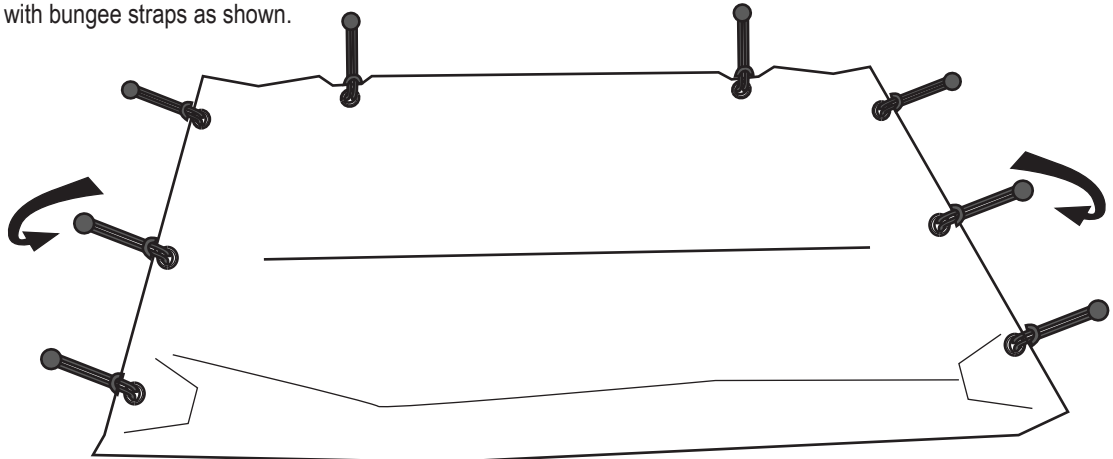
Installation Steps

Unfold your new Mesh Brief Top™ and lay onto a top of roll cage bars.



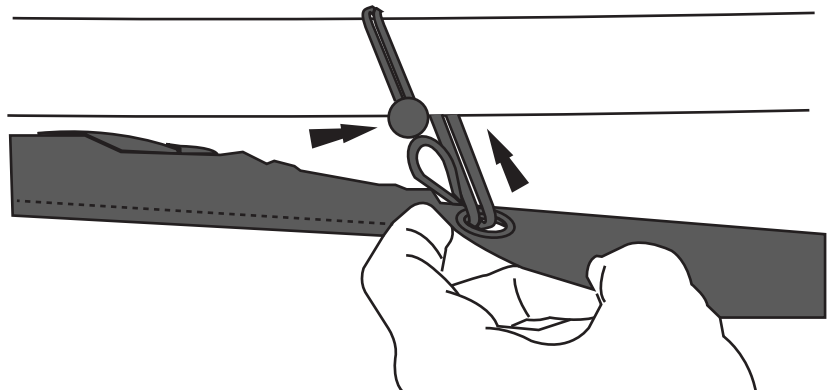
1

Tucking inside and secure with bungee straps as shown.



2

Secure with bungee strap around roll cage as shown.

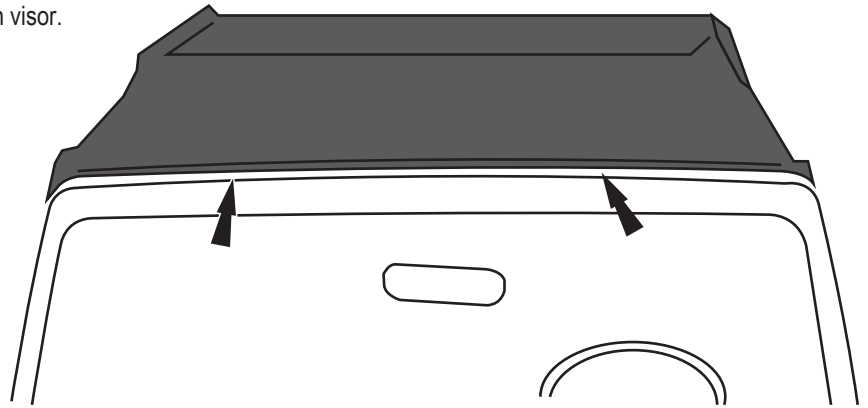


3

Installation Steps

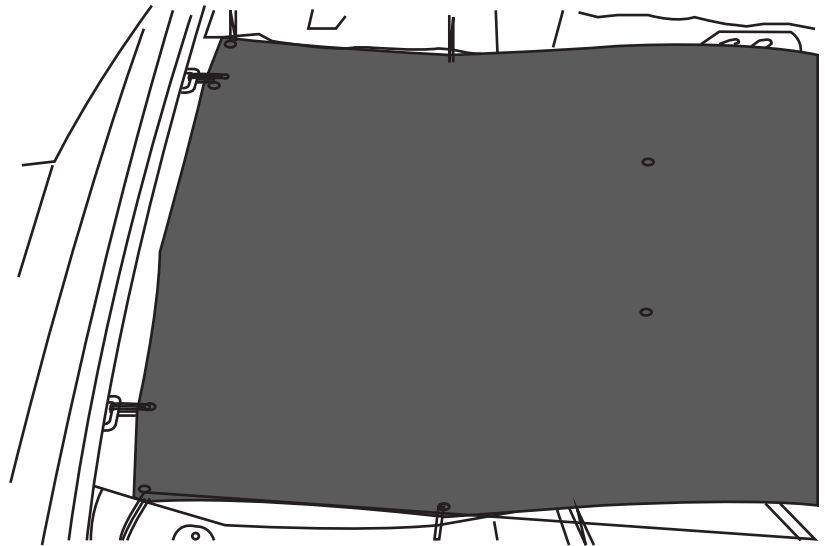
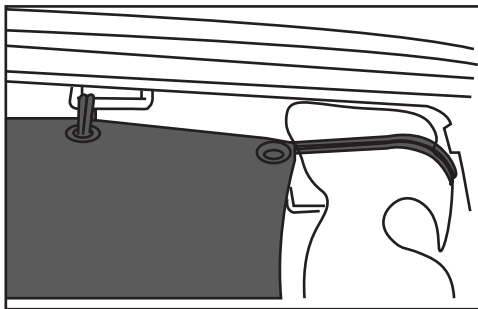
NOTE: Actual application may vary slightly from illustrations.

Attach the bungee to the windshield loop above the sun visor.



4

Tighten and adjust Mesh Top as needed to be centered on top the roll cage.



5

Care and Cleaning

- Wash only with mild soap & dry with a clean cloth.
- Do not use cleaning solvents of any kind.

Congratulations!

Your new Mesh Brief Top™ is installed! Now go enjoy the ride.

Thank you for purchasing one of the many quality Rampage® products offered by Lund International. We take the ultimate pride in our products and hope you receive years of satisfaction from your investment. We have made every effort to guarantee that your product is of the highest quality for fit, durability, finish, and ease of installation.



Learn more about soft tops and hard tops we have.