

Installation Instructions

07-18 Jeep Wrangler JK & JK
Unlimited
18-19 Jeep Wrangler JL & JL
Unlimited



IS-TB-86
Part Number
86420 & 86620

For proper installation and best possible fit, please read all instructions BEFORE you begin.

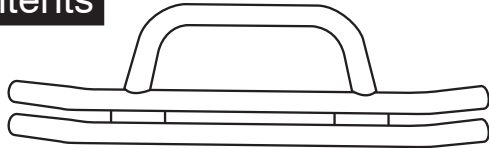
Important Safety Information



- CAUTION - Before driving, ensure that the bumper is properly secured to vehicle.
- Periodically check all components for tightness.

Contents

NOTE: Actual product may vary from illustration.



Front Bumper



L-Shaped
Bracket (2)



12mm x 35mm
Bolts (8)



12mm Washers
(16)



12mm Nylock
Nuts (8)



5mm Bolts (4)



5mm Washers
(8)



5mm Nylock
Nuts (4)

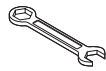
Tools Required



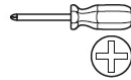
Socket Wrench



Socket Set



Wrench Set



Phillips
Screwdriver



Safety glasses

Installation

1

Remove the factory bumper from the vehicle and discard.

2

Install the new bumper brackets as shown in **Figure 1**.


Note that the orientation of the bracket. The L goes toward the back of the vehicle. The horizontal slots bolt to the frame and the vertical slots bolt to the bumper. Install a 12mm flat washer on a 12mm hex head bolt. Put the bolt through the bracket and then through the frame. Install another 12mm flat washer and then a 12mm Nylock nut.

Hand tighten only to allow for adjustment.

Repeat on opposite side.

Figure 1

Left/Driver Side Shown



3



Have a helper hold the bumper into position. Install the 12mm bolts, flat washers and Nylock nuts, attaching the bumper to the new mounting brackets. Hand tighten only to allow for adjustment.

4

Adjust the bumper so that it is level and centered, then tighten all hardware.

Periodically check all hardware for tightness.



Care and Cleaning

- Rampage Bumpers are built to last; any detergent you use to wash your vehicle is sufficient to clean the bumper. Do not use any harsh abrasive detergents. Periodically check all hardware for tightness.

Congratulations!

You have purchased one of the many quality Rampage branded products offered by Lund International. We take the utmost pride in our products and want you to enjoy years of satisfaction from your investment. We have made every effort to ensure that your product is top quality in terms of fit, durability, finish and ease of installation.



The material that your product is made from can be recycled. Please also consider recycling the packaging that your product came in.



© 2018 Lund Motion Products, Inc. All rights reserved.
Rampage Products™ is a trademark of Lund Motion Products, Inc.



Learn more about off-road bumpers we have.