

RaceQuip®

Best Value In Safety Since 1975!

Catalog
Volume 26



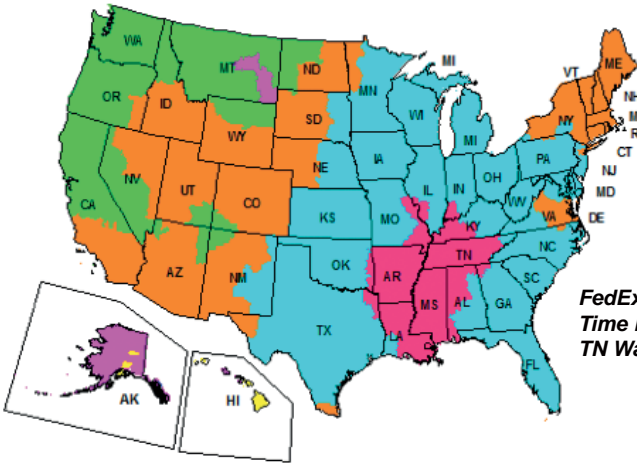
RaceQuip Harness Set Quick Reference Guide

Part #		Name	Color	Attach Points	Buckle	Certification	Lap Belt Size	Lap Hardware	Lap Length	Shoulder Belt Size	Shoulder Hardware	Shoulder Length	Crotch Belt	Crotch Hardware	Notes
				Small Latch & Link	Latch & Link	SFI 16.1	2" Poly Webbing	3" Poly Webbing	2" Bolt End and Wrap	3" Bolt End and Wrap	Sewn Snap Hook w/Eyebolt	Sewn 2" Bolt On End			
						FIA 8853/98									



Company History: First introduced in 1975, the RaceQuip brand was built on a reputation of manufacturing and distributing high quality auto racing safety equipment at affordable prices. In 2006, the Safe-Quip and RaceQuip brands were joined together under Vesta Motorsports, USA to offer an expanded product line for the grassroots racing marketplace. Today, RaceQuip offers a complete head-to-toe safety program of value-priced, quality built SFI rated auto racing suits, shoes, gloves, Snell SA helmets, and SFI & FIA seat belts & harness sets. Our mission is to carry on the tradition of delivering “The Best Value in Auto Racing Safety”.

Proud Members of:



1 Day 2 Days 3 Days 4 Days 5 Days 6 Days 7+ Days

Note that all product ships from our centrally located logisitics warehouse in Tennessee.



Patrick Utt - President (left), and Bob Mantell - VP Sales (right), are the key players at RaceQuip.

© 2013 RaceQuip / Vesta Motorsports USA, Inc.

WARNING

Motor Racing is extremely hazardous! INJURY, DEATH, OR WORSE WILL OCCUR! The articles sold by RaceQuip in this catalog or on our website are sold without warranty, expressed or implied. No representation is made that these products will protect the user from death or injury. The user of these products assumes all risk involved with their use and agrees to hold the manufacturer harmless. If an SFI tag is affixed to an item, that product is made to specifications set forth by The SFI Foundation, Inc. and has been approved and certified by them. All gear should be inspected prior to use and replaced if product shows signs of wear or presence of other factors that could compromise integrity.

FIA / SFI Dual Certified Harness Sets

RaceQuip FIA Camlock Harness Sets feature an ultra-lightweight magnesium alloy cam buckle with an activation lever that points downward. The FIA cam buckle utilizes a wide engagement cone for easy snap-in. A 45° (right or left) unlatch movement prevents accidental opening and precise spring pressure provides a positive feel. All RaceQuip FIA Approved belts are constructed using premium 3” Polyester webbing that is transverse mono filament woven to provide increased strength and smoother edges. Premium aluminum shoulder adjusters come standard on all RaceQuip FIA approved harness sets.



- Dual Certified to FIA 8853/98 and SFI 16.1 specifications – Both Tags Affixed
- Constructed of Premium 2” and 3” Polyester Webbing
- Mono Filament Woven for Increased Strength and Smoother Edges
- Ultra-Lightweight Magnesium Alloy Cam Buckle
- Wide Engagement Cone for Easy Snap In
- Precise Spring Pressure for a Positive Feel
- 45° (right or left) Unlatch Movement Prevents Accidental Opening
- Premium Aluminum Shoulder Adjusters
- Heavy Duty Drop Forged Steel Hardware (Installed)
- Can Be Re-webbed (SFI) Upon Expiration

6-Point Pull Down Lap Belt



- Best Value in an FIA Certified Harness Set
- Pull Down Lap Belt Adjusters
- Wrap Around or Bolt In Mounting
- Shoulders Adjust from 20” to 68”
- Lap Belt Adjusts from 20” to 68”

Color	Part #
Black	751001
Red	751011
Blue	751021
Yellow	751031
Platinum	751061
Green	751071

6-Point Pull-Up Lap Belt



- Pull-Up Lap Belt Adjusters
- Six #700030 Snap Hook Ends and Six #700050 Eyebolts Included
- Shoulders and Crotch can be Changed to Wrap or Bolt In, Lap is Sewn
- Shoulders Adjust from 20” to 70”
- Lap Belt Adjusts from 25” to 70”

Color	Part #
Black	753003
Red	753013

6-Point Euro Style HANS / HNR Shoulder



- 2” Shoulder Belt Accommodates HANS / HNR Device
- FIA 8853/98 Only – No SFI Certification
- Pull Down Lap Belt Adjusters
- Shoulders and Crotch can be Wrap or Bolt In, Lap is Sewn
- Shoulders Adjust from 20” to 60”
- Lap Belt Adjusts from 25” to 50”

6-Point HANS / HNR Shoulder



- 2” Shoulder Belt Accommodates HANS / HNR Device
- Pull-Up Lap Belt Adjusters
- Six #700030 Snap Hook Ends and Six #700050 Eyebolts Included
- Shoulders and Crotch can be Changed to Wrap or Bolt In, Lap is Sewn
- Shoulders Adjust from 20” to 70”
- Lap Belt Adjusts from 25” to 70”

Color	Part #
Black	754004
Red	754014

Color	Part #
Black	755005

A detailed chart of all RaceQuip seat belt configurations and specifications is located on the back cover. See page 17 for various seat belt mounting hardware options.

SFI 16.1 Sportsman Harness Sets

RaceQuip Sportsman Camlock Harness Sets feature a durable aluminum cam buckle with an activation lever that points downward. The Sportsman cam utilizes a 45°(right or left) unlatch movement to prevent accidental opening and the precise spring pressure provides a positive feel.

- Exceeds SFI 16.1 Rating – Tags Affixed
 - Constructed of Premium 2” and 3” Polyester Webbing
 - Lightweight Aluminum Alloy Cam Buckle
 - Precise Spring Pressure for a Positive Feel
 - 45° (right or left) Unlatch Movement Prevents Accidental Opening
- Wrap Around or Bolt-in Mounting
 - Double Adjustable for Ease of Installation
 - Heavy-Duty 2” or 3” Drop-Forged Steel Hardware Ends (Installed)
 - Can Be Re-webbed (SFI) Upon Expiration



5-Point Individual Shoulders



- Best Value in a Camlock Harness
- Pull Down Lap Belt Adjusters
- Shoulders Adjust from 25” to 72”
- Lap Belt Adjusts from 30” to 70”

Color	Part #
Black	741001
Red	741011
Blue	741021
Black	742002
Same as 741 series except Pull Up Lap Belt	

Dragster U-Style Shoulders



- Continuous Shoulder Belt Wraps Around Rail Bar Behind Seat
- Designed for Rail Type Dragster Chassis
- Cam Buckle Stays on Crotch Strap
- Pull-Up Lap Belt Adjusters
- Shoulders Adjust from 20” to 40”
- Lap Belt Adjusts from 20” to 60”

Color	Part #
Black	748008

RaceQuip harness sets are designed to install into a racecar that has a rollbar, rollcage, or harness bar. RaceQuip seat belts are NOT D.O.T. approved for use in vehicles driven on public highways. Never install RaceQuip harness sets without using all of the belts in the set.

5-Point Jr. Dragster / Quarter Midget 2” Belts



- Youth Applications Only – Not for Adult Use
- Pull-Up Lap Belt Adjusters
- Shoulders Adjust from 15” to 40”
- Lap Belt Adjusts from 22” to 60”

Color	Part #
Black	739009
Red	739019
Blue	739029
Purple	739059
Pink	739089

6-Point Conversion Belt



- Works with all RaceQuip Sportsman Harness Sets
- Converts a Single Crotch Strap to a Dual
- Wrap Around and Bolt In Mounting Hardware Included

Color	Part #
Black	749002
Red	749012
Blue	749022

All Size Charts

Adult Suit Size Chart

	Small	Medium	Med-Tall	Large	X-Large	2X-Large	3X-Large	4X-Large	5X-Large
Height	5’6”- 5’8”	5’8”- 5’10”	5’10”- 6’	5’10”- 6’	6’- 6’2”	6’2”- 6’4”	6’4”- 6’6”	6’4”- 6’6”	6’4”- 6’6”
Weight	125-140	140-165	150-175	165-195	200-225	225-250			
Waist	30-32”	34-36”	34-36”	36-38”	40-42”	44-46”	48-52”	54-56”	58-62”
Chest	34-36”	38-40”	38-40”	42-44”	46-48”	50-52”	54-56”	58-60”	58-62”
Inseam	28”	29”	30”	31”	32”	33”	33”	33”	33”
Shoulders	17”	18”	18”	19”	20”	21”	23”	24”	25”
Sleeve	31-32”	33-34”	33-34”	34-35”	36”	37”	38”	38”	38”
Neck	14”	14.5”	14.5”	15-16”	16”	17-18”	18”	19”	20”

Waist: At Natural waist (not hips where your jeans ride)
Chest: Circumference at the widest part
Inseam: Crotch seam to ankle bone

Shoulder to Shoulder: Shirt shoulder seam to shirt shoulder seam
Sleeve: Back base of neck to wrist with elbow bent

Kids / Youth Suit Size Chart

Suit Size	Size	Height	Weight
Kids 2X-Small	5	<45”	<48lbs
Kids X-Small	6-7	45”-47”	45-60lbs
Kids Small	8-10	48”-55”	55-70lbs
Kids Medium	10-12	50”-57”	60-75-lbs
Kids Large	12-14	55”-60”	70-85lbs
Kids X-Large	14-16	57”-62”	75-99lbs
Kids 2X-Large	16-18	60”-66”	85-110lbs

Note: Kids 2X-Large & Adult X-Small are the same

RaceQuip Glove Sizing Chart

#	Size	Inches	CM
2	KSM	4-5	10-13
4	KMED	4.5-5.5	11-14
6	KLRG	5-6.5	13-16
7	XS	6-7.5	15-19
8	SM	7-8.5	18-21
9	MED	8-9.5	20-24
10	LRG	9-10.5	23-26
11	XL	10-11	25-28
12	2XL	11-12	27-31
13	3XL	12-13	30-33

To find glove size, make a fist, measure over knuckles, excluding thumb, around largest part of hand. K = kids sizing with short fingers.

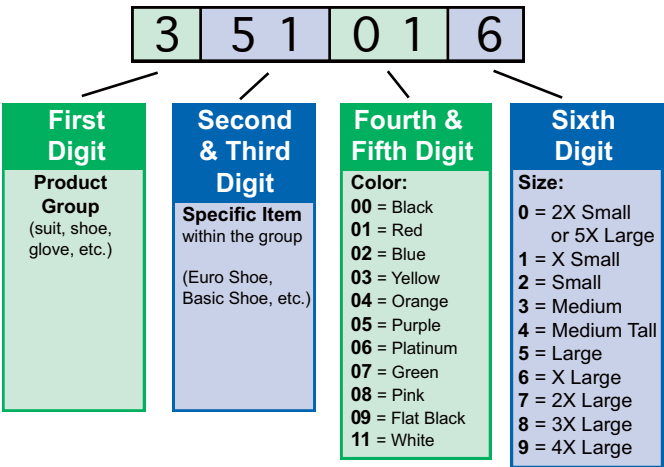
RaceQuip Helmet Size Chart

Helmet Size	Inches	Centimeters	Hat Size
Youth	19½-20¼	48-51	6¾-6⅝
X-Small	20¾-21¼	53-54	6⅝-6¾
Small	21½-22⅞	55-56	6⅞-7
Medium	22¾-22⅞	57-58	7⅞-7¼
Large	23⅛-23¾	59-60	7¾-7½
X-Large	24-24½	61-62	7⅝-7¾
2X-Large	24¾-25¼	63-64	7⅞-8
3X-Large	25¾+	65+	8⅞+

To obtain the best possible protection, a helmet must fit properly, be positioned correctly on the head, and be securely fastened. The first step in the sizing process is to measure the circumference of the head by using a cloth tape (or a string). Take the measurement about one inch (2.54cm) above the eyebrows in the front and at a point in the back that results in the largest possible measurement.

Understanding our Part Numbering System

Each digit in a part number signifies the type of product, specific series, color, and size. The breakdown is:



In the case of shoes, all part numbers have an extra two digits to accommodate the actual shoe size. The last three digits of the shoe part numbers are the exact size with the half size in the last position, 090, 095, 100, 105, 110, 115, etc.

SportMod Full Face Snell SA-2010 Helmet

- Exceeds Snell SA-2010 Rating
- Hand Laid Fiberglass Shell
- Expanded Polystyrene (EPS) Liner
- Comfort Fit Blended Nomex® Interior
- Distortion Free 3mm Polycarbonate Low Fog Shield
- Aluminum Pivot Kit Hardware
- Tear-Off Posts
- Silicone Eyeport Gasket Seals Out Dirt
- Pre Drilled For HNR / HANS Anchors
- Kevlar® Chin Strap
- Great Peripheral Vision
- Fire Retardant Paint and Interior
- SportMod Decal Is Removable
- Available in Gloss White and Flat Black
- Stocked in Sizes XS – 2XL



FULL FACE SA-2010	GLOSS WHITE	FLAT BLACK
X-SMALL	274111	274991
SMALL	274112	274992
MEDIUM	274113	274993
LARGE	274115	274995
X-LARGE	274116	274996
2X-LARGE	274117	274997
Accessories For Above Helmets		
Clear Shield	202001	
Smoke Shield	202004	
Amber Shield	202006	
Hardware Kit	202111	
3mm TearOff - 10	203213	
7mm TearOff - 5	203517	
Tear-Off Posts	N/A	
Helmet Bag	300003	

RaceQuip Helmet Size Chart

Helmet Size	Inches	Centimeters	Hat Size
Youth	19 1/2 -20 1/8	48-51	6 3/8 -6 5/8
X-Small	20 3/8 -21 1/4	53-54	6 5/8 -6 3/4
Small	21 1/2 -22 1/8	55-56	6 7/8 -7
Medium	22 3/8 -22 7/8	57-58	7 1/8 -7 1/4
Large	23 1/8 -23 3/4	59-60	7 3/8 -7 1/2
X-Large	24 -24 1/2	61-62	7 5/8 -7 3/4
2X-Large	24 3/4 -25 1/4	63-64	7 7/8 -8
3X-Large	25 3/8 +	65+	8 1/8 +

To obtain the best possible protection, a helmet must fit properly, be positioned correctly on the head, and be securely fastened. The first step in the sizing process is to measure the circumference of the head by using a cloth tape (or a string). Take the measurement about one inch (2.54cm) above the eyebrows in the front and at a point in the back that results in the largest possible measurement.

TearOffs can be used with all RaceQuip Full Face Helmets. The common 1202 style banana shaped TearOffs will work, but we recommend RaceQuip branded TearOffs because they are taller and cover more of the shield. RaceQuip TearOffs come in 3mm (# 203213 pack of 10) or 7mm (# 203517 pack of 5) thickness.



6-Point Latch & Link Conversion Belts

- Converts RaceQuip 5pt Latch & Link Harness Set to 6 Pt
- Premium 2” Polyester Webbing
- Available in Black, Red, or Blue
- Utilizes a “Moustache Bar” to separate and move the crotch straps outward
- Can be Mounted as a Wrap Around or Bolt In

Color	Part #
Black	719001
Red	719011
Blue	719021



Harness Mounting Hardware



700005	A	2" BOLT ON BELT END DELTA SHORT
700010	B	2" BOLT ON BELT END LONG REACH
700020	C	3" BOLT ON BELT END LONG REACH
700030	D	2" SNAP HOOK BELT END
700040	Not Shown	3" SNAP HOOK BELT END
700050	E	SHORT EYE BOLT 7/16-20, 7/8" SHANK
700060	F	LONG EYE BOLT KIT 7/16-20, 1 7/8" SHANK
700070	G	BELT MOUNT BACK UP PLATE 4" SQUARE X 1/8" THICK, 7/16" HOLE
700075	I	3" WIDE 3 BAR SLIDE
700085	H	2" WIDE 3 BAR SLIDE

Arm Restraints



See page 11 for details.

391002 STD 2' ARM RESTRAINTS - BLACK

Jr. Dragster / Quarter Midget Harness Set



- Exceeds SFI 16.1 Rating
- Youth Applications Only - Not for Adult Use
- Premium 2” Polyester Webbing
- Twin Individual Shoulder Belts
- Pull Up Style Lap Belt
- 5 Point Design
- Single 2” Crotch Strap
- Double Adjustable for Ease of Installation
- Wrap Around or Bolt-in Mounting
- Drop-Forged Steel Hardware
- Shoulders Adjust from 15” to 40”
- Lap Belt Adjusts 22” to 60”
- Can Be Re-webbed (SFI) Upon Expiration

Color	Part #
Black	709009
Red	709019
Blue	709029

Harness Pads

- Made with Fire Retardant Foam Padding
- Features Pyrovatex® FRC Cover with Hook and Loop Closure
- Designed to Add Comfort When Using 2” or 3” Wide Belts
- Available in Black Only



767001 HARNESS PAD PAIR BLACK

Latch & Link Racing Harness Sets

Most belts include the hardware for both wrap around and bolt in mounting



All RaceQuip Latch & Link harness sets feature a locking lever system to retain the belts. The latch & link system is distinguished by a pivoting “hammer,” called a Duckbill, which locks all of the belts into place by snapping down into a detent. Both shoulder belts and the sub belt are hooked over the link; the link is inserted into the latch; the Duckbill is then brought down into and over the link, securely holding all of the pieces in place.



RaceQuip Duckbill Style Latch & Link

- All Belts Exceed SFI 16.1 Rating
 - Constructed of Premium 2” and 3” Polyester Webbing
 - Pull Down Style Lap Belt
 - 2” or 3” Hardware Ends Installed
- Double Adjustable for Ease of Installation
 - Wrap Around or Bolt-in Mounting
 - Drop-Forged Steel Hardware
 - Can Be Re-webbed (SFI) Upon Expiration



SNELL
MEMORIAL FOUNDATION
SA-2010

5-Point Individual Shoulders



- Most Popular Belt Set
- Shoulders Adjust from 20” to 62”
- Lap Belt Adjusts from 20” to 60”

Color	Part #
Black	711001
Red	711011
Blue	711021
Yellow	711031
Purple	711051
Platinum	711061
Green	711071
Pink	711081
Camo	711091

4-Point V-Type Shoulders



- “V” Mount Attaches to Rollcage Just Behind Seat
- Shoulders Adjust from 26” to 40”
- Lap Belt Adjusts from 20” to 60”

Color	Part #
Black	713003
Red	713013
Blue	713023

5-Point HANS / HNR Shoulders



- 2” Shoulder Accommodates HANS / HNR Device
- Shoulders Adjust from 20” to 62”
- Lap Belt Adjusts from 20” to 60”

Color	Part #
Black	717007
Red	717017
Blue	717027

Pro Model Full Face Snell SA-2010 Helmets

- Exceeds Snell SA-2010 Rating
- Lightweight Prepreg Composite Shell
- Expanded Polystyrene (EPS) Liner
- Comfort Fit Blended Nomex® Interior
- Distortion Free 3mm Polycarbonate Low Fog Shield
- Aluminum Pivot Kit W/Adjustable Friction Lock
- Tear-Off Posts Hand Ratchet To Eight Positions
- Silicone Eyeport Gasket Seals Out Dirt
- Pre Drilled For HNR / HANS Device Anchors
- Kevlar® Chin Strap
- Great Peripheral Vision
- Fire Retardant Paint and Interior
- Slick Aero Design With Chin Spoiler
- Available in Gloss White, Gloss Black, and Flat Black
- Stocked in Sizes XS - 3XL

FULL FACE SA-2010	GLOSS WHITE	GLOSS BLACK	FLAT BLACK
X-SMALL	284111	N/A	N/A
SMALL	284112	284002	284992
MEDIUM	284113	284003	284993
LARGE	284115	284005	284995
X-LARGE	284116	284006	284996
2X-LARGE	284117	284007	284997
3X-LARGE	284118	N/A	N/A
Accessories For Above Helmets			
Clear Shield	204001		
Smoke Shield	204004		
Amber Shield	204006		
Hardware Kit	204111		
3mm TearOffs - 10	203213		
7mm TearOffs - 5	203517		
Tear-Off Posts	202110		
Helmet Bag	300003		



Beginning with the 2010 specification, the Snell Memorial Foundation has changed the SA helmet testing procedures to more accurately account for the size and weight of the driver's head. It is also important to note that the specifications between an SA (auto racing) helmet and an M (motorcycle) helmet have become more divergent, which is why RaceQuip will only offer SA rated helmets for use in auto racing even though some series, sanctions, or tracks may still allow use of an M rated helmet. The Snell SA-2010 design change allowed RaceQuip to re-tool in order to produce our Pro Model helmets with a more modern production method. Ultimately the RaceQuip Pro Model SA-2010 spec helmets are lighter than previous models, have better fit and finish, and also have provisions for installation of head and neck restraint (HANS) anchors.

Pro Model Snell SA-2010 Side Air Helmet

- Exceeds Snell SA-2010 Rating
- Lightweight Prepreg Composite Shell
- Expanded Polystyrene (EPS) Liner
- Comfort Fit Blended Nomex® Interior
- Distortion Free 3mm Polycarbonate
- Low Fog Shield
- Aluminum Pivot Kit W/Adjustable Friction Lock
- Tear-Off Posts Hand Ratchet To Eight Positions
- Silicone Eyeport Gasket Seals Out Dirt
- Pre Drilled For HNR / HANS Device Anchors
- Kevlar® Chin Strap
- Great Peripheral Vision
- Fire Retardant Paint and Interior
- Utilizes a Standard 1.250" Round Barb Fitting
- Forced Air is Routed Left to Right
- Available in Gloss White Sizes M, Lrg, and XL

SA-2010 HELMETS		SIDE AIR
		GLOSS WHITE
X-Small		N/A
Small		N/A
Medium		295113
Large		295115
X-Large		295116
2X-Large		N/A
Accessories For Above Helmets		
Replacement Clear Shield		204001
Dark Smoke Shield		204004
Amber Shield		204006
Shield Hardware Kit		204111
3mm TearOffs - 10 Pack		203213
7mm TearOffs - 5 Pack		203517
Tear-Off Posts (pr)		202110
Fleece Helmet Bag		300003



Youth Full Face SFI 24.1-2010 Helmets

- Exceeds SFI 24.1-2010 Rating
- Approved for Jr. Dragsters and Quarter Midgets
- Lightweight Composite Shell
- Expanded Polystyrene (EPS) Liner
- Comfort Fit Blended Nomex® Interior
- Includes Sm, Med, & Lrg. Cheekpads
- Distortion Free 3mm Polycarbonate
- Low Fog Shield
- Ratcheting Tear Off Posts
- Aluminum Pivot Kit W/Adjustable Friction Lock
- Kevlar® Chin Strap
- Fire Retardant Paint and Interior
- Available in Gloss White, Gloss Black, or Flat Black
- Fits Head Circumference 19 1/2" to 20 1/8"




YOUTH FULL FACE SFI 24.1-2010	GLOSS WHITE	GLOSS BLACK	FLAT BLACK
SM, MED, LRG *	229119	229009	229999
Accessories For Above Helmets			
Clear Shield		204001	
Smoke Shield		204004	
Amber Shield		204006	
Hardware Kit		204111	
3mm TearOffs - 10		203213	
7mm TearOffs - 5		203517	
Tear-Off Posts		202110	
Helmet Bag		300003	

* Helmets include 3 sets of cheek pads to fit all sizes.
Note that our previous model (24.1 – 2005) Youth Helmets use 202 series shields – check the SFI sticker inside the helmet to confirm model.

RaceQuip Helmet Size Chart

Helmet Size	Inches	Centimeters	Hat Size
Youth	19 1/2 - 20 1/8	48-51	6 3/8 - 6 5/8
X-Small	20 3/8 - 21 1/4	53-54	6 5/8 - 6 3/4
Small	21 1/2 - 22 1/8	55-56	6 7/8 - 7
Medium	22 3/8 - 22 7/8	57-58	7 1/8 - 7 1/4
Large	23 1/8 - 23 3/4	59-60	7 3/8 - 7 1/2
X-Large	24 - 24 1/2	61-62	7 5/8 - 7 3/4
2X-Large	24 3/4 - 25 1/4	63-64	7 7/8 - 8
3X-Large	25 3/8 +	65+	8 1/8 +

To obtain the best possible protection, a helmet must fit properly, be positioned correctly on the head, and be securely fastened. The first step in the sizing process is to measure the circumference of the head by using a cloth tape (or a string). Take the measurement about one inch (2.54cm) above the eyebrows in the front and at a point in the back that results in the largest possible measurement.



TearOffs can be used with all RaceQuip Full Face Helmets. The common 1202 style banana shaped TearOffs will work, but we recommend RaceQuip branded TearOffs because they are taller and cover more of the shield. RaceQuip TearOffs come in 3mm (# 203213 pack of 10) or 7mm (# 203517 pack of 5) thickness.

Window Net Mount Kits

- Kits Contain All Necessary Hardware To Mount Net
- Zinc Plated, High Quality Steel Construction
- Three (3) Styles of Top Bars
- Two (2) Styles of Bottom Bars



Photo	Part #	Latch Type	Top Bar	Bottom Bar
A	700101	Spring Loaded Pin	26.5" Round	25.5" Round
B	700102	GM Buckle Type	30" Round	35" Flat
C	700103	Latch & Link	30" Flat	35" Flat
A	700107	Spring Loaded Pin	36" Round	35" Round

Window Net Mount Kit Replacement Parts



700901	A	NET MOUNT FLAT BOTTOM BAR ONLY
700906	B	GM STYLE NET MOUNT TOP TAB
700907	C	L&L STYLE NET MOUNT TOP TAB
700909	D	FLAT BAR NET MOUNT TAB
700911	E	HARDWARE KIT FOR 700101

Strap On Bottom Bar Net Mount

- Designed to Hold Window Net Bottom Bar In Place
- Kit Uses Six (6), 1.5" Nylon Straps to Equal Window Net Strength
- Adjustable from 8" to 18" in Length
- Can Follow Contour of Angled Door Bar
- Heavy-Duty Drop-Forged 3 Bar Slide Hardware

705005	STRAP ON BOTTOM BAR NET MOUNT KIT
--------	-----------------------------------



Racecar Tow Loops



- Mounts To Chassis to Accommodate Towing Car Off Track
- Required by Many Series and Sanctioning Bodies
- 2" 12,000lb Commercial Grade Polyester Webbing
- High Visibility Design Wraps Around or Bolts On Chassis
- Can Handle Any Type of Vehicle up to 3,500lbs
- Drop Forged Steel Hardware
- Two Styles Available
 - Soft Loop or Hard Ring
- Adjustable from 7" to 24"

897147	TOW LOOP WITH HARD METAL RING
898148	TOW LOOP WITH SOFT LOOP RING

Fire Retardant Shifter Boot Kit


- Kit Includes Base and Cover
- Pre-Drilled 7 1/2" x 5 1/2" Aluminum Frame
- 7" Tall Banox FR3 Boot Snaps Securely to Base
- Provides Fire Barrier Between Trans Tunnel Shifter Opening and Driver



871001	FIRE RETARDANT SHIFTER BOOT KIT
--------	---------------------------------


SFI Rated Ribbon Window Nets

- Exceeds SFI 27.1 Rating – Tag Affixed
- Constructed of Premium 1” Polypropylene Webbing
- Jig-built for consistency
- Popular 18”x24” Nets Available in Eight Colors
- Seven Specialty Sizes Available (Black only)



Color	18"H x 24"W Part #
Black	725005
Red	725015
Blue	725025
Yellow	725035
Orange	725045
Purple	725055
Platinum	725065
Green	725075

Specialty Sizes



Specialty Size H x W	Part #
15" x 18"	726001
15" x 21"	726002
18" x 18"	726003
18' x 21"	726004
21" x 24"	726007
24" x 24"	726009
Drag 24" to 18" x 23"	729005

Pro Model Open Face Snell SA-2010 Helmets

- Exceeds Snell SA-2010 Rating
- Lightweight Prepreg Composite Shell
- Expanded Polystyrene (EPS) Liner
- Comfort Fit Blended Nomex® Interior
- Pre Drilled For HNR / HANS Device Anchors
- ABS Visor with Tinted Sun Shield
- Fire Retardant Paint and Interior
- Kevlar® Chin Strap
- Wide Eyeport Accommodates Glasses
- Great Peripheral Vision
- White High Gloss Finish
- Stocked in Sizes S - 2XL

OPEN FACE	SMALL	MEDUIM	LARGE	X-LARGE	2XL
WHITE	252112	252113	252115	252116	252117

201211 REPLACEMENT VISOR, TINT STRIP, AND SCREW KIT



Helmet Shields & Hardware

- These Shields Fit RaceQuip Helmets
- 3mm Polycarbonate Construction
- Distortion Free Low Fog Design
- Available in Clear, Smoke, and Amber
- Visor Strip and TearOff Posts Included



SA-2010 SportMod, SFI 2005 Youth, and SA-2005 Ridgeline Helmets		SA-2010 Pro Model, Side Air, and SFI 2010 Youth Helmets	
Item	Part #	Item	Part #
Clear Shield	202001	Clear Shield	204001
Dark Smoke Shield	202004	Dark Smoke Shield	204004
Amber Shield	202006	Amber Shield	204006
Shield Hardware Kit	202111	Shield Hardware Kit	204111
3mm TearOffs - 10pk	203213	3mm TearOffs - 10pk	203213
7mm TearOffs - 5pk	203517	7mm TearOffs - 5pk	203517
TearOff Posts	N/A	TearOff Posts	202110



202 Series on Left 204 Series on Right

Heavy-Duty Helmet Bag

- Soft Fleece Interior
- Large, Oversize Design
- Nylon Handles
- Wrap Around Bag



300003 HEAVY DUTY BLACK HELMET BAG

360° Helmet Support Collars

sfi 3.3

Fits All Necks Up To 19" (Except Youth Model)

- Both SFI 3.3 Rated and Non SFI Models Available
- Full Round 360° Shape
- 2" Thick Tapered Wedge Design
- Flame Retardant High-Density Foam
- Woven FRC Cover
- Velcro® Closure
- Available in Black, Red, and Blue
- Youth Model Available - Black Only



HELMET SUPPORT COLLARS	SFI RATED	SFI YOUTH MODEL	NON-SFI RATED*
Black	337007	3370097	333003
Red	337017	N/A	333013
Blue	337027	N/A	333023

* 333 series are the same construction as others, but with no SFI tag affixed

Mesh Window Nets

- Not SFI Rated
- Popular 18”x24” Size
- Constructed of Heavy-Duty Mesh with Poly Border
- Jig-built for consistency



723003 MESH WINDOW NET - BLACK

New Sizes and SFI Rated Mesh Nets Coming Soon! Check Website for Listings!

Triangle Roll Cage Nets



- Not SFI Rated
- Constructed of Premium 1” Polypropylene Webbing
- Length is adjustable from 28” to 56”
- Height reach is 12” to 40”
- Friction Lock Adjuster
- Works in Open Cockpit Cars as Cage Net
- Acts as a Helmet Net in Closed Cockpit Cars
- Available in Black, Red, and Blue

Color	Part #
Black	727001
Red	727011
Blue	727021

SFI Rated Triangle Nets Coming Soon! Check Website for Listings!

110 Series SFI-1
Racing Suits

- Exceeds SFI 3.2A/1 Rating - Tag Affixed Above Wrist
- Single-Layer Pyrovatex® FRC Construction
- TPP Rating of 11
- Fresh, Stylish Design
- Black Epaulets, Belt, and High Back Collar
- Contrasting Black Arm & Leg Stripes
- Black Wrist and Ankle Cuffs
- Internal Bag Pockets
- Two-way Brass YKK Zipper
- Two-Piece Adjustable Belt
- Pleated Back Panel for Flexibility
- Available in Black, Red, and Blue
- Available in Sizes Small - 3XL

SFI-1 SUITS	BLACK	RED	BLUE
SMALL	110002	110012	110022
MEDIUM	110003	110013	110023
MED-TALL	110004	110014	110024
LARGE	110005	110015	110025
X-LARGE	110006	110016	110026
2X-LARGE	110007	110017	110027
3X-LARGE	110008	110018	110028

Refer to size chart on page 3.



111 & 112 Series SFI-1
Racing Jackets & Pants

- Exceeds SFI 3.2A/1 Rating - Tag Affixed Above Wrist
- Single-Layer Pyrovatex® FRC Construction
- TPP Rating of 11
- Fresh, Stylish Design
- Black Epaulets, Belt, and High Back Collar
- Contrasting Black Arm & Leg Stripes
- Black Wrist and Ankle Cuffs
- Internal Bag Pockets
- Pleated Back Panel for Flexibility
- Available in Black, Red, and Blue
- Black Pants Designed to Go with Any Jacket
- Available in Sizes Small - 5XL



SFI-1 JACKETS	BLACK	RED	BLUE
SMALL	111002	111012	111022
MEDIUM	111003	111013	111023
MED-TALL	111004	N/A	N/A
LARGE	111005	111015	111025
X-LARGE	111006	111016	111026
2X-LARGE	111007	111017	111027
3X-LARGE	111008	111018	111028
4X-LARGE	111009	N/A	N/A
5X-LARGE	111000	N/A	N/A

SFI-1 PANTS	BLACK	RED	BLUE
SMALL	112002	112012	112022
MEDIUM	112003	112013	112023
MED-TALL	112004	N/A	N/A
LARGE	112005	112015	112025
X-LARGE	112006	112016	112026
2X-LARGE	112007	112017	112027
3X-LARGE	112008	112018	112028
4X-LARGE	112009	N/A	N/A
5X-LARGE	112000	N/A	N/A

303 Series SFI Racing Shoes



- Exceeds SFI 3.3/5 Rating - Tag Affixed to Tongue
- Suede Leather Upper
- Pyrovatex® Flame Retardant Liner
- Upper is Reinforced and Double Stitched
- Classic American Styling
- Molded Rubber Sole
- Padded Ankle
- Arch Support
- Achilles Flex Opening
- Stocked in Black, Sizes 8-13

SIZE	PART #	DESCRIPTION
8.0	30300080	SFI RACE SHOE BLACK 8.0
9.0	30300090	SFI RACE SHOE BLACK 9.0
10.0	30300100	SFI RACE SHOE BLACK 10.0
11.0	30300110	SFI RACE SHOE BLACK 11.0
12.0	30300120	SFI RACE SHOE BLACK 12.0
13.0	30300130	SFI RACE SHOE BLACK 13.0

305 Series Euro Carbon-L
SFI Racing Shoes

- Exceeds SFI 3.3/5 Rating
- Tag Affixed to Tongue
- Suede Leather Upper
- Pyrovatex® Flame Retardant Liner
- Upper is Reinforced and Double Stitched
- 30% Lighter Than Standard Shoes
- Carbon-L Pads in High-Wear Areas
- European Styling
- Contrast Stitching
- Molded Rubber Sole
- Padded Ankle
- Arch Support
- Achilles Flex Opening
- Stocked in Sizes 1-20

Sizing Note: RaceQuip shoes fit about like any other athletic shoe except that the toe is a little more narrow so your feet have pedal clearance. Also remember that you will typically wear racing shoes with a thick Nomex® sock. All sizes shown are U.S. men's sizes. For women's sizes, add 1 and 1/2 to the listed size to get the women's equivalent or subtract 1 and 1/2 from women's size to find listed size. Example: A men's 6.5 is equal to a woman's 8.

For extra wide feet, it is possible to remove the insole to create more space. RaceQuip suede racing shoes will stretch and mold to your feet after just a few days of wear.

SIZE	PART #	DESCRIPTION
1.0	30500010	EURO CARBON-L SFI SHOE 1.0
2.0	30500020	EURO CARBON-L SFI SHOE 2.0
3.0	30500030	EURO CARBON-L SFI SHOE 3.0
4.0	30500040	EURO CARBON-L SFI SHOE 4.0
5.0	30500050	EURO CARBON-L SFI SHOE 5.0
6.0	30500060	EURO CARBON-L SFI SHOE 6.0
6.5	30500065	EURO CARBON-L SFI SHOE 6.5
7.0	30500070	EURO CARBON-L SFI SHOE 7.0
7.5	30500075	EURO CARBON-L SFI SHOE 7.5
8.0	30500080	EURO CARBON-L SFI SHOE 8.0
8.5	30500085	EURO CARBON-L SFI SHOE 8.5
9.0	30500090	EURO CARBON-L SFI SHOE 9.0
9.5	30500095	EURO CARBON-L SFI SHOE 9.5
10.0	30500100	EURO CARBON-L SFI SHOE 10.0
10.5	30500105	EURO CARBON-L SFI SHOE 10.5
11.0	30500110	EURO CARBON-L SFI SHOE 11.0
11.5	30500115	EURO CARBON-L SFI SHOE 11.5
12.0	30500120	EURO CARBON-L SFI SHOE 12.0
12.5	30500125	EURO CARBON-L SFI SHOE 12.5
13.0	30500130	EURO CARBON-L SFI SHOE 13.0
14.0	30500140	EURO CARBON-L SFI SHOE 14.0
15.0	30500150	EURO CARBON-L SFI SHOE 15.0
16.0	30500160	EURO CARBON-L SFI SHOE 16.0
18.0	30500180	EURO CARBON-L SFI SHOE 18.0
20.0	30500200	EURO CARBON-L SFI SHOE 20.0



351 Series Single Layer SFI-1 Racing Gloves

- Exceeds SFI 3.3/1Rating
- Single Layer Nomex® Knit Construction
- High Grip Grey Suede Leather Reinforced Palm
- Available in Sizes S - XL

- Soft, Supple and Comfortable
- Hook and Loop Adjuster Strap
- Available in Black, Red, and Blue

1-Layer SFI-1	BLACK	RED	BLUE
SMALL	351002	351012	351022
MEDIUM	351003	351013	351023
LARGE	351005	351015	351025
X-LARGE	351006	351016	351026



sfi 3.3/1

355 Series Double Layer SFI-5 Racing Gloves

sfi 3.3/5



- Exceeds SFI 3.3/5 Rating
- Double Layer Nomex® Knit Construction
- High Grip Black Suede Leather Reinforced Palm

- Soft, Supple and Comfortable
- Hook and Loop Adjuster Strap
- Available in Black, Red, and Blue
- Available in Kids Sizes and XS-3XL Adult

2-Layer SFI-5	BLACK	RED	BLUE
YOUTH SMALL	3550092	N/A	N/A
YOUTH MEDIUM	3550093	N/A	N/A
YOUTH LARGE	3550095	N/A	N/A
X-SMALL	355001	355011	355021
SMALL	355002	355012	355022
MEDIUM	355003	355013	355023
LARGE	355005	355015	355025
X-LARGE	355006	355016	355026
2X-LARGE	355007	N/A	N/A
3X-LARGE	355008	N/A	N/A

RaceQuip Glove Sizing Chart

#	Size	Inches	CM
2	KSM	4-5	10-13
4	KMED	4.5-5.5	11-14
6	KLRG	5-6.5	13-16
7	XS	6-7.5	15-19
8	SM	7-8.5	18-21
9	MED	8-9.5	20-24
10	LRG	9-10.5	23-26
11	XL	10-11	25-28
12	2XL	11-12	27-31
13	3XL	12-13	30-33

To find glove size, make a fist, measure over knuckles, excluding thumb, around largest part of hand. K = kids sizing with short fingers.

350 Series Non-SFI Basic Racing Gloves

- Non SFI Rated
- Nomex® Knit Single Layer Construction

- White Leather Reinforced Palm
- Stocked in Black, Sizes S - XL



BASIC RACE GLOVE	
350002	SMALL - BLACK
350003	MEDIUM - BLACK
350005	LARGE - BLACK
350006	X-LARGE - BLACK



120 Series SFI-5 Racing Suits

- Exceeds SFI 3.2A/5 Rating - Tag Affixed Above Wrist
- Shiny Pyrovatex® FRC Outer Layer
- Middle Layer is Nomex®
- Liner is Soft, Durable Pyrovatex® FRC
- TPP Rating of 25
- Fresh, Stylish Design
- Internal Bag Pockets
- Boot Cuff Pant Legs
- Black Epaulets, Belt, and Collar
- Contrasting Arm & Leg Stripes
- Black Wrist and Ankle Cuffs
- Suits Feature Two-Piece Adjustable Belt
- Pleated Back Panel for Flexibility
- Two-way Brass YKK Zipper
- Available in Black, Red, or Blue
- Available in Sizes Small - 3XL

SFI-5 SUITS	BLACK	RED	BLUE
SMALL	120002	120012	120022
MEDIUM	120003	120013	120023
MED-TALL	120004	120014	120024
LARGE	120005	120015	120025
X-LARGE	120006	120016	120026
2X-LARGE	120007	120017	120027
3X-LARGE	120008	120018	120028

Refer to size chart on page 3.

121 & 122 Series SFI-5 Racing Jackets & Pants

- Exceeds SFI 3.2A/5 Rating - Tag Affixed Above Wrist
- Shiny Pyrovatex® FRC Outer Layer
- Middle Layer is Nomex®
- Liner is Soft, Durable Pyrovatex® FRC
- TPP Rating of 25
- Fresh, Stylish Design
- Boot Cuff Pants
- Black Epaulets, Belt, and Collar
- Contrasting Arm & Leg Stripes
- Black Wrist and Ankle Cuffs
- Internal Bag Pockets
- Pleated Back Panel for Flexibility
- Available in Black, Red, or Blue
- Black Pants Designed to Go with Any Jacket
- Available in Sizes Small - 4XL

sfi 3.2A/5

SFI-5 JACKETS	BLACK	RED	BLUE
SMALL	121002	121012	121022
MEDIUM	121003	121013	121023
MED-TALL	121004	N/A	N/A
LARGE	121005	121015	121025
X-LARGE	121006	121016	121026
2X-LARGE	121007	121017	121027
3X-LARGE	121008	121018	121028
4X-LARGE	121009	N/A	N/A



SFI-5 PANTS	BLACK	RED	BLUE
SMALL	122002	122012	122022
MEDIUM	122003	122013	122023
MED-TALL	122004	N/A	N/A
LARGE	122005	122015	122025
X-LARGE	122006	122016	122026
2X-LARGE	122007	122017	122027
3X-LARGE	122008	122018	122028

YOUTH / KIDS RACING GEAR

Youth Full Face SFI 24.1-2010 Helmets



YOUTH FULL FACE SFI 24.1-2010	GLOSS WHITE	GLOSS BLACK	FLAT BLACK
SM, MED, LRG *	229119	229009	229999
Accessories For Above Helmets			
Clear Shield		204001	
Smoke Shield		204004	
Amber Shield		204006	
Hardware Kit		204111	
3mm TearOffs - 10		203213	
7mm TearOffs - 5		203517	
Tear-Off Posts		202110	
Helmet Bag		300003	

- Exceeds SFI 24.1-2010 Rating
- Approved for Jr. Dragsters and Quarter Midgets
- Lightweight Composite Shell
- Expanded Polystyrene (EPS) Liner
- Comfort Fit Blended Nomex® Interior
- Includes Sm, Med, & Lrg. Cheekpads
- Distortion Free 3mm Polycarbonate Low Fog Shield

- Ratcheting Tear Off Posts
- Aluminum Pivot Kit W/Adjustable Friction Lock
- Kevlar® Chin Strap
- Fire Retardant Paint and Interior
- Available in Gloss White, Gloss Black, or Flat Black
- Fits Head Circumference 19 1/2" to 20 1/8"

*Each Helmet includes 3 sets of check pads to fit all sizes. Note that our previous model (24.1 - 2005) Youth Helmets use 202 series shields - check the SFI sticker inside the helmet to confirm model.

Youth Gloves

- Exceeds SFI 3.3/5 Rating
- Double Layer Nomex® Knit Construction
- Appropriate for NHRA Jr. Dragsters or Quarter Midget Use
- Soft, Supple and Comfortable
- High Grip Black Suede Leather Reinforced Palm
- Hook and Loop Adjuster Strap

PART #	2-LYR SFI-5 GLOVE
3550092	KIDS SMALL - BLACK
3550093	KIDS MEDIUM - BLACK
3550095	KIDS LARGE - BLACK
355001	ADULT X-SMALL - BLACK

Refer to size chart on page 3.



Youth Size Racing Shoes

- Exceeds SFI 3.3/5 Rating
- Suede Leather Upper
- Pyrovatex® Flame Retardant Liner
- 30% Lighter Than Standard Shoes
- Carbon-L Pads in High-Wear Areas
- Upper is reinforced and Double Stitched
- European Styling
- Contrast Stitching
- Molded Rubber Sole
- Padded Ankle
- Arch Support
- Achilles Flex Opening

30500010	EURO CARBON-L SFI SHOE 1.0
30500020	EURO CARBON-L SFI SHOE 2.0
30500030	EURO CARBON-L SFI SHOE 3.0
30500040	EURO CARBON-L SFI SHOE 4.0
30500050	EURO CARBON-L SFI SHOE 5.0
30500060	EURO CARBON-L SFI SHOE 6.0
30500065	EURO CARBON-L SFI SHOE 6.5
30500070	EURO CARBON-L SFI SHOE 7.0



YOUTH / KIDS RACING GEAR

SFI-1 Kids Racing Suits, Jackets & Pants

SFI 3.2A/1

- Exceeds SFI 3.2A/1 Rating
- Single-Layer Pyrovatex FRC Construction
- TPP Rating of 11
- Fresh, Stylish Design
- Black with Red Epaulets and Red High Back Collar
- Contrasting Red Arm & Leg Stripes
- Black Wrist and Ankle Cuffs
- Internal Bag Pockets
- Brass YKK Zipper
- Pleated Back Panel for Flexibility

KIDS SIZE	1pc Suit	Jacket	Pants
2X-SMALL	1950090	N/A	N/A
X-SMALL	1950091	N/A	N/A
SMALL	1950092	1960092	1970092
MEDIUM	1950093	1960093	1970093
LARGE	1950095	1960095	1970095
X-LARGE	1950096	N/A	N/A
2X-LARGE	1950097	N/A	N/A

Kids / Youth Suit Size Chart

Suit Size	Size	Height	Weight
Kids 2X-Small	5	<45"	<48lbs
Kids X-Small	6-7	45"-47"	45-60lbs
Kids Small	8-10	48"-55"	55-70lbs
Kids Medium	10-12	50"-57"	60-75-lbs
Kids Large	12-14	55"-60"	70-85lbs
Kids X-Large	14-16	57"-62"	75-99lbs
Kids 2X-Large	16-18	60"-66"	85-110lbs

Note: Kids 2X-Large & Adult X-Small are the same



Youth SFI Rated Helmet Support Neck Collar



Designed to be used with a Youth Helmet

3370097	BLACK ONLY
---------	------------

SFI 3.3

Arm Restraints

- A Must for Open Cockpit Cars
- Premium Polypropylene Webbing
- High Grade Steel Hardware
- Cuffs are 2" Webbing and Adjust from 7" to 15"
- Tethers are 1" Webbing and Adjust to 15" in Length
- Steel Ring Fits Over Shoulder or Lap Belt End
- Fits Youth and Adult - Non SFI Rated



391002

STD 2' ARM RESTRAINTS - BLACK

Jr. Dragster/Quarter Midget Latch & Link Harness Set

- Exceeds SFI 16.1 Rating
- Youth Applications Only – Not for Adult Use
- Premium 2" Polyester Webbing
- Pull Up Style Lap Belt
- 5 Point Design
- 2" Hardware Ends Installed
- Double Adjustable for Ease of Installation
- Wrap Around or Bolt-in Mounting
- Shoulders Adjust from 15" to 40"
- Lap Belt Adjusts 22" to 60"
- Available in Black, Red, and Blue

Color	Part #
Black	709009
Red	709019
Blue	709029

SFI 16.1



Jr. Dragster / Quarter Midget Camlock Harness Set

- Exceeds SFI 16.1 Rating
- Youth Applications Only – Not for Adult Use
- Aluminum Alloy Cam Buckle
- Premium 2" Polyester Webbing
- Pull Up Style Lap Belt
- 5 Point Design
- 2" Hardware Ends Installed
- Double Adjustable for Ease of Installation
- Wrap Around or Bolt-in Mounting
- Shoulders Adjust from 15" to 40"
- Lap Belt Adjusts 22" to 60"
- Available in Black, Red, Blue, Purple, and Pink

Color	Part #
Black	739009
Red	739019
Blue	739029
Purple	739039
Pink	739049



Check out an excellent selection of racing gear & equipment we offer on our website.