

SCAD

S U B A R U C U S T O M A N D D E S I G N




SCAD GRILLE NO LIGHTS

SCAD DIAMOND GRILLE

NEW

APPLICATION	PART #
WRX / STI 15'-17'	270602B

APPLICATION	PART #
WRX / STI 15'-17'	85193B



+ FEATURES

- Heavy duty aluminum CNC milled
- Badge kit included
- 3M backing for existing Subaru emblem
- Quick and easy install

+ FEATURES

- 18 gauge stainless steel construction
- CNC Laser cut
- Black oxide socket cap hardware
- Mini-texture black powder coat
- Rolled to shape

SCAD GRILLE & LUMINIX LIGHTS

SCAD BOSS GRILLE

NEW

APPLICATION	PART #
WRX / STI 15'-17'	270602BL

APPLICATION	PART #
WRX STI 15'-17'	85194B



+ FEATURES

- Replacement badge kit included
- Plug & Play wiring hook ups
- Dual Luminix lights
- 3M backing for existing Subaru emblem
- Quick and easy install
- Heavy duty aluminum CNC milled
- 2400 High power lumens
- 6000K Color temperature

+ FEATURES

- 18 gauge stainless steel construction
- CNC Laser cut
- Black oxide socket cap hardware
- Mini-texture black powder coat
- Rolled to shape



RAISING THE BAR ON PERFORMANCE AND STYLE



CUSTOM LICENSE PLATE DELETES

NEW

BADGE KIT

NEW

APPLICATION	PART #
SUBARU IMPREZA 92'-2019	90302BP



BLACK PLATINUM

- Black Platinum SS - Laser Etched
- 26 Gauge 304 SS
- 3M backing for quick and easy installation
- High polish resists corrosion and scuffing
- Mounts to JDM bumper holes
- Black Oxide button cap hardware


APPLICATION	PART #
SUBARU IMPREZA 92'-2019	90302



BLACK ANODIZED

- Black Anodized - Laser Etched
- 11 Gauge Aluminum
- 3M backing for quick and easy installation
- Mounts to JDM bumper holes
- Black Oxide button cap hardware

APPLICATION	PART #
SUBARU IMPREZA 92'-2019	90302B



POWDER COATED

- Black powder coated - Laser Cut
- 11 gauge aluminum
- CNC machined
- Mounts to JDM bumper holes
- Black Oxide button cap hardware
- Logos are cut out - no fading

APPLICATION	PART #
SUBARU 2015'-2019	601602



+ FEATURES

- CNC machined
- Mounts to most aftermarket grills
- Come with 3M automotive tape for easy install

SHIFTER KNOBS

NEW

APPLICATION	PART #
WRX / STI 6 SPEED 15'-19'	68000B
LEGACY GT SPEC B 6 SPEED 06'-09'	68000B



+ FEATURES

- CNC machined out of 6061 aircraft grade aluminum
- Textured powder coat for added grip
- Laser etched shift pattern
- 250 gram weight
- M12 x 1.25 threaded, no adapters needed, direct fit for all Subaru 6 speeds
- Utilizes a set screw for height adjust-ability and getting the pattern to line up

REVERSE LOCKOUT

NEW

APPLICATION	PART #
WRX / STI 6 SPEED 15'-19'	78100B
LEGACY GT SPEC B 6 SPEED 15'-19'	78100B



+ FEATURES

- CNC machined out of 6061 aircraft aluminum
- Textured powder coat for added grip
- Uni-body design, eliminates factory plastic and rubber pieces
- Black oxide button cap hardware, eliminates the stock roll pin and allow for easy removal and installation

GURNEY FLAP REAR SPOILER

APPLICATION	PART #
SUBARU WRX 15'-19'	90215



+ FEATURES

- 26 Gauge 304 SS
- No mechanical fasteners
- Increased downforce at high speeds
- 3M backing for quick and easy installation
- NOTE: Requires the low profile OEM or low profile OEM look spoiler (OLM / Seibon Low Profile).

WINDOW/DOOR SILLS

APPLICATION	PART #
SUBARU WRX / STI 15'-19'	95225



+ FEATURES

- 26 Gauge Powder Coated Steel
- 3M adhesive for quick and easy install
- Pyramid grip

VEHICLE LIGHTING APP GUIDE - 08'-18'

	08'-10' IMPREZA/WRX SEDAN/HATCH	11'-14' IMPREZA WRX SEDAN/HATCH	11'-14' STI	15' IMPREZA	15'-17' WRX/STI	18'+ WRX / STI
LOW BEAM	280011PZ	280011PZ	2800D2P	280011PZ/ 2800D2P	280011PZ	280011PZ
HIGH BEAM	289005	289005	289005	289005	289005	280011
FOG LIGHT	289006	289006	28001	28001	280011	289005
PARKING LIGHT	343157R-360	343157A-360	340194A-360	340194A-360	340194A-360	340194A-360
FRONT TURN	343157A-360	343157A-360	341157A-360	347440A-360	347440A-360	LED
REAR TURN	347440R-360	347440R-360	347440R-360	347440R-360	347440R-360	340194A-360
TAIL LIGHT	347443R-360	347443R-360	347443R-360	347443R-360	LED	LED
STOP LIGHT	347443R-360	347443R-360	347443R-360	347443R-360	347443R-360	347443R-360
HIGH MOUNT STOP	341156R-360	341156R-360	LED	LED	LED	340921R-360
LICENSE PLATE	340194C-360	340194C-360	340194C-360	340194C-360	340194C-360	340194C-360
REVERSE	340921W-360	347443W-360	340921W-360	340921W-360	340921W-360	347443W-360
FRONT SIDEMARKER	343157A-360	341157A-360	341157A-360	340194A-360	340194A-360	340194A-360
REAR SIDEMARKER	347443R-360	347443R-360	347443R-360	347443R-360	3040194R-360	N/A LED
TRUNK / CARGO	N/A	N/A	340194C-360	340194C-360	340194C-360	340194C-360
DOME LIGHT	980720	980720	980720	980208	980208	980208

SILVER LUX LED KIT

APPLICATION	PART #
SUBARU 2008*-2019*	280011PZ



+ FEATURES

- Custom Designed aluminum towers
- Dual filament high beam option
- Clock-able collars / adjustable beams
- Anti Flicker included
- Assembled in USA
- 2 Year Warranty / Patented

SWITCH BACK LEDS



+ FEATURES

- High power COBs brand LEDs
- Embedded into a CNC aluminum trim piece .
- Operates with your vehicle's daytime running lights and turn signals!
- Apply via pre-applied 3M automotive tape directly to the headlamp of the vehicle.
- Each kit includes 5 ft. of wire and scotch lock clips for easy wiring into the vehicle's daytime running lamps or low beam light assembly.
- Features the new LED channel light beam style!!!
- Also Available in Black!
- Made in the USA

BULB TYPE	PART #
1157	241157S-360
3157	243157S-360
7443	247443S-360

METAL 360'S



+ FEATURES

- Emits light in a 360° pattern
- 15LED chips per bulb
- Unrivaled plug and play performance
- Error free performance with CANBUS - will not trigger warning lights
- Features a copper core for efficient heat control and powerful light output
- Large base series also features a solid aluminum frame for additional thermal management

BULB TYPE	PART #
7440-AMBER	347440A-360
7440-RED	347440R-360
7443-AMBER	347443A-360
7443-RED	347443R-360

RESISTOR KITS




+ FEATURES

- Super quick install!
- No More OBC Warnings or Hyperflashing
- No Cutting or Splicing - Plug & Play!
- Compact design for easy installation
- Can be used on all import and domestic vehicles
- Each Kit includes two resistors
- Works with ALL of Putco's miniature bulbs (Metal 360, Plasma, Luma Core)

BULB TYPE	PART #
194/921	24002
1156	24003
1157	24004
3156	24005
3157	24006
7440	24007
7443	24008

DOME LIGHTS



+ FEATURES

- Make your Subaru stand out with Putco's LED dome light replacements!
- Latest C.O.B. LED design (Chip on board)
- Direct replacement for the factory bulb
- Plug & Play!
- Patent Pending

APPLICATION	PART #
SUBARU WRX / STI 15'-18'	980208
SUBARU WRX / STI 12-14'	980720