

Instructions (20785)

THIS UNIT FITS ONLY:

C220 **94 - 95**

C 280 **94 - 95**

1. Please verify this is the correct unit for your application.

Warning ! Return Core In ProgRama Box for Proper Core-Deposit Refund






GENERAL TROUBLESHOOTING NOTES

ORIGINAL UNIT PROBLEM

Symptoms	Test/Suspect Problems	Solution
No Power	Blown Fuse	Check fuse

NEW UNIT PROBLEMS

For all other failures, perform self diagnostic test below.

1. Ignition to on position.
2. Press  until "LO" appears on the display.
3. Within twenty seconds, simultaneously depress for more than two seconds the "REST" and "DEFROST" buttons.
4. The LED in the recirculate button should blink once per second and the display should read "di R".
5. Press the auto button repeatedly until all diagnostic trouble codes have been displayed. The permanent malfunctions will be displayed first, the intermittent will be displayed second. A permanent fault will look like "60". An intermittent will look like "60°".
6. Continue until all fault codes have been displayed and "En ° d" is displayed.
7. Press "AUTO" again and the "de L" will be displayed for deleting the fault codes. To erase the fault codes press  and  together for five seconds or longer and the display will read "- - -". To replay the fault codes again before they are erased, press the "AUTO" button again.
8. After repairs have been performed, reset preselected temperature to base setting by depressing  and  simultaneously.
9. Turn ignition to off position to end test.



Thank you for buying a quality part from ProgRama, Inc, of Boca Raton, Florida !

Self Diagnostic Fault Codes

		Fault Code	Problem/ Circuit
01	No malfunction in system		
02	A/C pushbutton control module.		
03,04,05,06	In car temperature sensor or aspirator blower.		
07,08,09,10	Outside temperature sensor.		
11,12,13,14	Heater core temperature sensor.		
19,20,21,22	Evaporator temperature sensor.		
23,24,25,26	Engine coolant temperature sensor.		
27,28,29,30	Refrigerant pressure sensor.		
31	A/C compressor rpm sensor.		
32	Poly-v-belt slip recognition.		
47,48,49,50	Auxiliary coolant pump.		
51,52,53,54	Duovalve.		
59,60,61,62	A/C compressor electromagnetic clutch.		
63,64,65,66	Activation of auxiliary fan stage 1.		
67,68,69,70	Activation of auxiliary fan stage 2.		
71,72,73,74	Closed throttle speed increase.		
75,76,77,78	Switchover valve block diverter flap.		
79,80,81,82	Switchover valve block tempering flap.		
83,84,85,86	Switchover valve block fresh/recirculating flap long stroke.		
87,88,89,90	Switchover valve block fresh/recirculating flap short stroke.		
91,92,93,94	Switchover valve block defroster flap long stroke.		
95,96,97,98	Switchover valve block defroster flap short stroke.		
99,100,101,102	Switchover valve block footwell flap long stroke.		
103,104,105,106	Switchover valve block footwell flap short stroke.		

Thank you for buying a quality part from ProgRama, Inc, of Boca Raton, Florida !

When it comes to quality auto repair parts, Programa is the brand you can depend on.