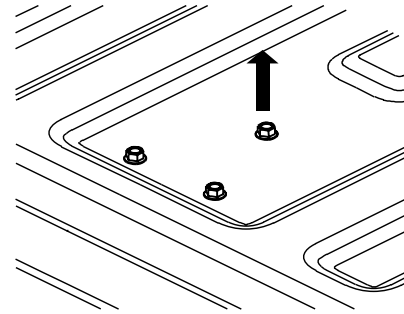


**Contents:**

Lock Assembly, 2 keys  
Mounting Insert  
6 MM Hex Bolt  
6-32 Flat Head Screw  
Instructions, Warranty Card

**Tools Required:**

10 and 13 MM Socket  
Phillips Head Screw Driver

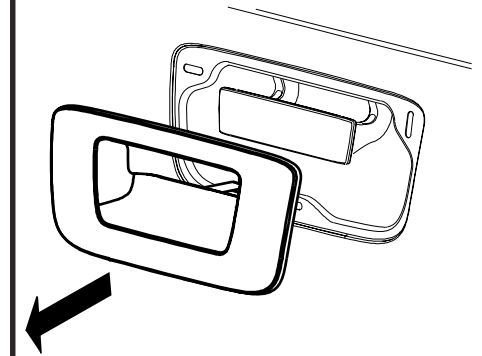


1.

Lower the tailgate and remove the center 8 MM mounting bolt holding the handle and bezel.

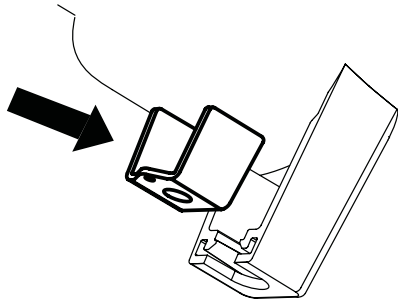
Loosen the other two bolts 3/8" to 1/2".

Note: Bedliner panel may have to be removed.



2.

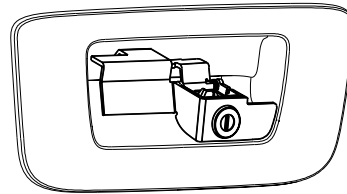
Close the tailgate and carefully pull the bezel away from the tailgate working against the three spring clips.



3.

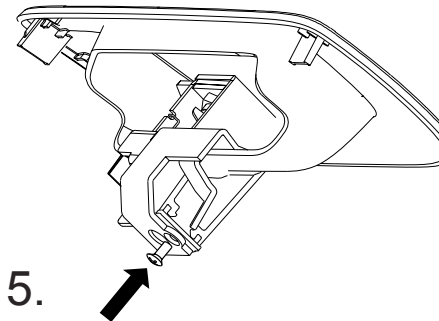
Turn the bezel around and pull the metal attachment plate out of the mounting boss.

Push the supplied mounting insert into place as shown.



4.

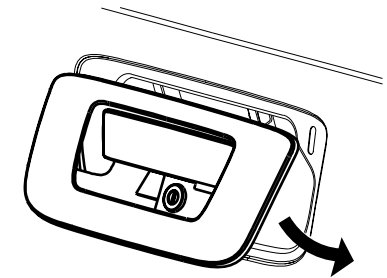
Place the POP&LOCK into the lower right hand corner of the bezel.



5.

Turn the bezel around and insert the 6-32 screw as shown. Tighten it to secure the POP&LOCK in place making sure that it fits tightly in the corner of the bezel.

Do not over tighten the 6-32 screw.



6.

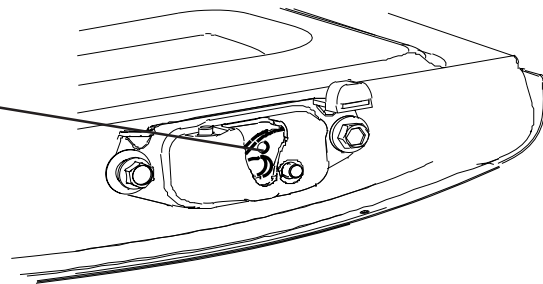
Tilt the bezel down, pull the handle as far as it will go out of the tailgate and slide the bezel over it. Push the bezel in until the spring clips snap into the tailgate. Insert the supplied 6 MM bolt in the center mounting hole and tighten (do not over-tighten screw), then tighten the two 8 MM mounting bolts, making sure that the handle is straight.

Close latches and test lock for smooth operation - see Tech Note attached

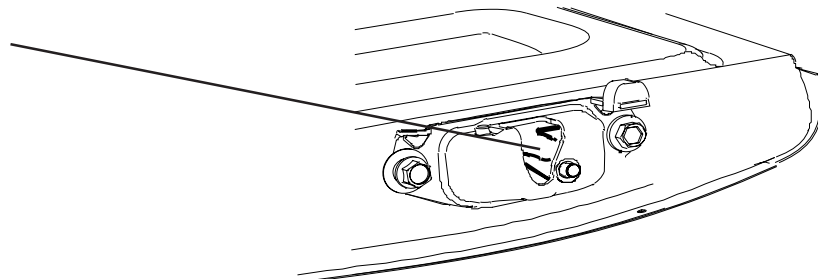
**Important Note:** The PL1300 must be installed with the latches in the CLOSED position. When the handle is pulled and the tailgate is lowered, the latches are in the OPEN position. They must be closed manually as shown below.

---

Latch CLOSED

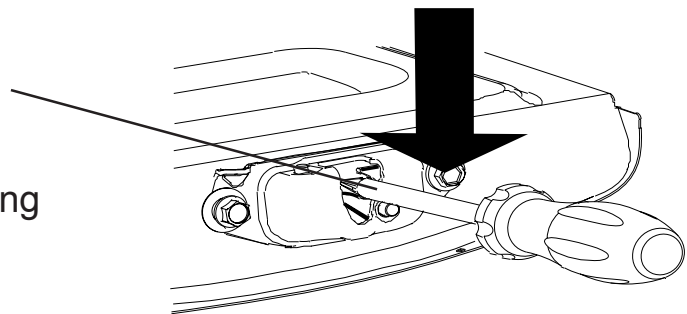


Latch OPEN



Insert screwdriver and push DOWN to CLOSE and install the PL1300.

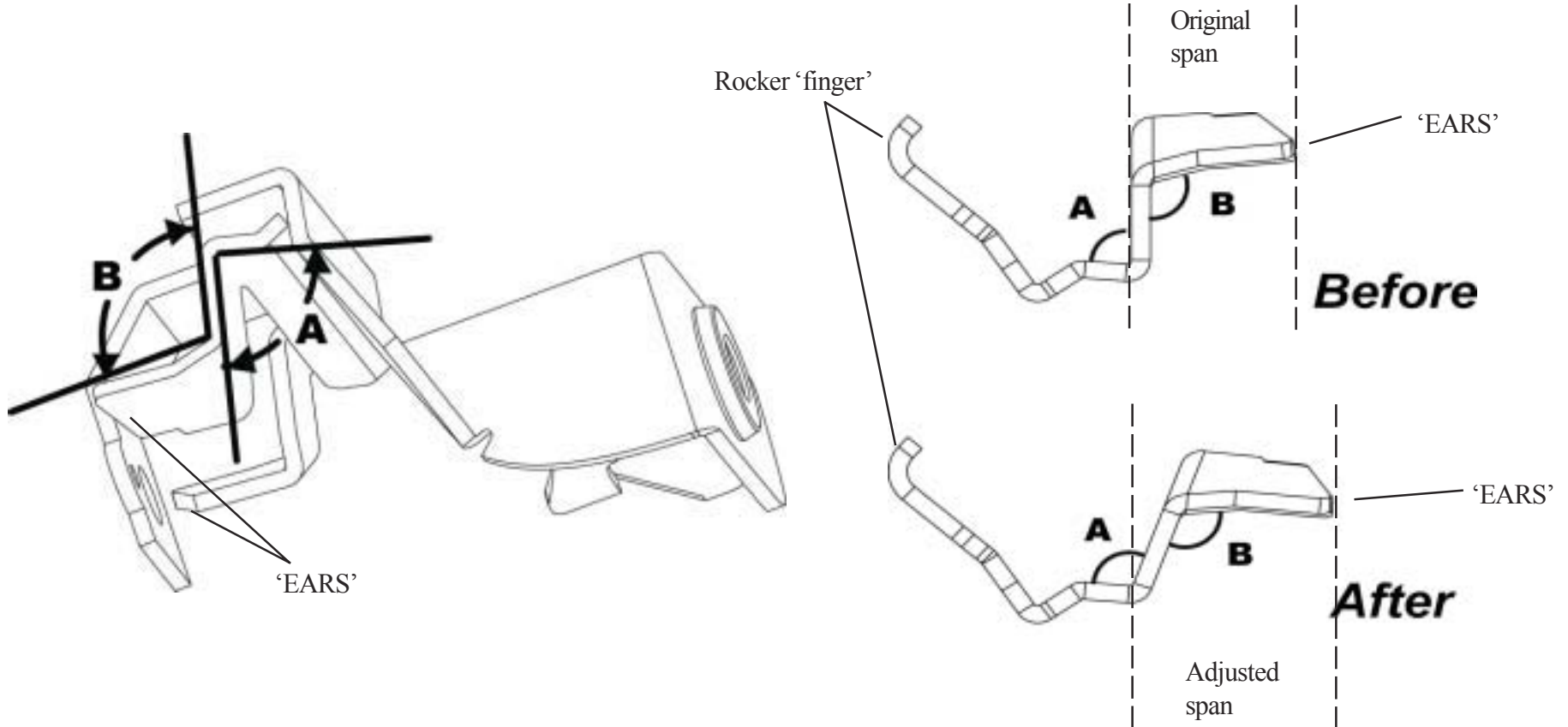
After installation, remember to pull the handle to OPEN the latches before closing the tailgate



# Tailgate Lock PL1300

# Tech Note

If you install the lock on your vehicle and it does **NOT** prevent the tailgate from opening when in the locked position, an adjustment is required. Remove the lock, using a vice and a pair of heavy pliers, open the 2 angles marked 'A' and 'B' as per the diagram below. By opening these 2 angles by a couple of degrees, the 'ears' of the rocker arm should sit higher, allowing the lock to stop the tailgate from opening. If the first adjustment is not successful, try again.



## LIMITED WARRANTY TERMS AND CONDITIONS

- (1) **Installation.** Pop & Lock™, LLC (and Pop & Lock™ Corporation) is not responsible for installing the Pop & Lock™ or for the harm suffered by any person as a result installing it.
- (2) **Warranties.**
- a. Customer acknowledges that it is unreasonable to believe that any device whatever will prevent a theft in the case of every attempt and that the most that can be expected from a so-called anti-theft or security device is that it will deter many thieves.
  - b. **POP & LOCK™ LLC. (and Pop & Lock™ Corporation) MAKES, AND CUSTOMER RECEIVES, NO WARRANTY, EXPRESSED OR IMPLIED, EXCEPT THE WARRANTIES OF TITLE TO THE POP & LOCK™ AND THEIR MERCHANTABILITY, PARTICULARLY NO WARRANTY OF FITNESS FOR A PARTICULAR USE OR PURPOSE OR AGAINST INFRINGEMENT.**
  - c. As Customer's only remedy, Pop & Lock™, LLC (and Pop & Lock™ Corporation) will repair or replace, at its option and without charge, any lock that is defective in material or workmanship when received by Customer and is returned to Pop & Lock™ LLC (and Pop & Lock™ Corporation), FOB Pop & Lock™ Corporation's offices, within one (1) year after it's receipt by the Customer. Pop & Lock LLC will ship all replacement, or repaired, Locks to Customer, FOB Pop & Lock™'s shipping point.
  - d. Factory support is only available for Pop & Lock™ products purchased as **new** through an Authorized Pop & Lock™ dealer.  
***Please Note: Pop & Lock™ Products purchased on auction sites such as Ebay, Amazon and Craigslist, to name a few, will not be covered under factory warranty under any circumstance. Pop & Lock™, LLC (and Pop & Lock™ Corporation) is unable to verify whether products sold through Auction Sites are new, used, or refurbished, and as such, Pop & Lock, LLC (and Pop & Lock™ Corporation) is unable to warranty such purchases. Pop & Lock, LLC advises using extreme caution when buying through auction sites as you'll be doing so at your own risk.***
- (3) **No Liability.** Pop & Lock™ Corporation is not liable for any loss or damage claimed by Customer or any third person to have been suffered or incurred as a result or, or related to, the Locks purchased under this Agreement, regardless of the circumstances or form of action, except any bodily injury or death for which Pop & Lock™ is liable under products-liability law. Without limiting the generality of the foregoing, in no event will Pop & Lock™ LLC be liable to Customer for any indirect, special, or consequential damages, regardless of the circumstances or the cause of action, particularly not for the value of a vehicle, or any other money damages in the event that a tailgate is stolen either notwithstanding the use of a Pop & Lock™ or when it has been returned for repair or replacement.