

1 YEAR LIMITED WARRANTY

PERFORMANCE TOOL® extends only the following warranties, and only to original retail purchasers. These warranties give specific legal rights. Except where prohibited by local law, the law of the State of Washington governs all warranties and all exclusions and limitations of warranties and remedies. There may be other rights which vary from state to state.

PERFORMANCE TOOL® warrants the product to be free from defects in materials and workmanship under normal use and service. A defective product may be returned for a free replacement within 90 days from the date of purchase, provided that product is returned to place of purchase immediately after discovery of defect. After 90 days and up to one year from date of purchase, PERFORMANCE TOOL® will replace at no charge any parts which our examination shall disclose to be defective and under warranty. These warranties shall be valid only when a sales receipt showing the date of purchase accompanies the defective product or defective part(s) being returned.

These warranties exclude blades, bits, punches, dies, bulbs, fuses, hoses, and other consumables which must be replaced under normal use and service. These warranties shall not apply to any product or part which is used for a purpose for which it is not designed, or which has been repaired or altered in any way so as to affect adversely its performance or reliability, nor shall these warranties apply to any product or part which has been subject to misuse, neglect, accident or wear and tear incident to normal use and service.

PERFORMANCE TOOL® does not authorize any other person to make any warranty or to assume any liability in connection with its products.

Except for warranties of title and the limited express warranties set forth above, PERFORMANCE TOOL® makes no express or implied warranties of any kind with respect to its products. In particular, PERFORMANCE TOOL® makes no implied warranty of merchantability and no implied warranty of fitness for any particular purpose, except that for goods purchased primarily for personal, family or household use and not for commercial or business use, PERFORMANCE TOOL® makes an implied warranty of merchantability (and, if otherwise applicable, an implied warranty of fitness for a particular purpose), but only for the particular qualities or characteristics, and for the duration, expressly warranted above. The laws on limitation of implied warranties may differ from state to state, so the above limitations may not apply in all cases.

PERFORMANCE TOOL® shall not be liable for consequential, incidental or special damages resulting from or in any manner related to any product, or to the design, use, or any inability to use the product. The sole and exclusive remedy for a defective product or part shall be the repair, or replacement thereof as provided above. The laws on limitation of remedies or on consequential, incidental or special damages may vary from state to state, so the above limitations may not apply in all cases.

MULTIFUNCTION REFRACTOMETER

Item Number W80158

OWNER'S MANUAL



⚠ WARNING!

It is the owner and/or operators' responsibility to study all WARNINGS, operating, and maintenance instructions contained on the product label and instruction manual prior to operation of this cord reel. The owner/operator shall retain product instructions for future reference.

The owner and/or operator are responsible for maintenance, maintaining all decals or warning labels and while in use, maintaining the unit in good working order. If the owner and/or operator are not fluent in English, the product warnings and instructions shall be read and discussed with the operators' native language by the purchaser/owner or his designee. Make sure that the operator comprehends its contents. Safety information shall be emphasized and understood prior to usage. The cord reel shall be inspected per the operating instructions.

Users of this cord reel must fully understand these instructions. Each person operating this product must also be of sound mind and body and must not be under the influence of any substance that might impair their vision, dexterity, or judgment.

Protect yourself and others by observing all safety information.

Failure to comply with instructions could result in personal injury and/or property damage!


PT
Performance Tool

Performance Tool®

FEATURES

- Refractometers is a field device for the measurement of an index of refraction.
- Used to calculate the composition of various automobile fluids.
- Measures DEF, Ethylene Glycol, Propylene Glycol, Battery Fluid, and Cleaning Fluids.
- Precision instrument features high-quality optics with ultra-smooth focusing
- ATC - Automatic Temperature Compensation
- Heavy duty lightweight aluminum construction, includes a protective storage case.

PARTS DIAGRAM



WARNINGS & MAINTENANCE

1. Accurate measurement depends on careful calibration. The prism and sample must be at the same temperature for accurate results.
2. Do not expose the instrument to damp working conditions, and do not immerse the instrument in water. If the instrument becomes foggy, water has entered the body. Call a qualified service technician or contact your dealer.
3. Do not measure abrasive or corrosive chemicals with this instrument. They can damage the prism's coating.
4. Clean the instrument between each measurement using a soft, damp cloth. Failure to clean the prism on a regular basis will lead to inaccurate results and damage to the prism's coating.
5. This is an optical instrument; it requires careful handling and storage. Failure to do so can result in damage to the optical components and its basic structure. With care, this instrument will provide years of reliable service.

OPERATION


Step 1

Open daylight plate and place 2 – 3 drops of distilled water on the main prism. Close the daylight plate so the water spreads across the entire surface of the prism without air bubbles or dry spots. Allow the sample to temperature adjust on the prism for approximately 30 seconds before going to step # 2. (This allows the sample to adjust to the ambient temperature of the refractometer).



Step 2

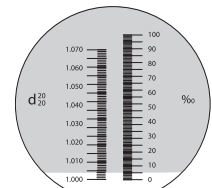
Hold daylight plate in the direction of a light source and look into the eyepiece. You will see a circular field with graduations down the center (you may have to focus the eyepiece to clearly see the graduations). The upper portion of the field should be blue, while the lower portion should be white. (The pictures shown here and shown in step 3 & step 4 are only as reference the right specific scale is listed the product.)



As seen when looking into the instrument

Step 3

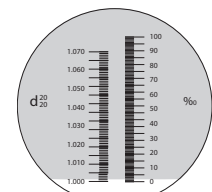
Look into the eyepiece and turn the Calibration Screw until the boundary between the upper blue field and the lower white field meet exactly on the zero scale, such as shown in the image. That is the end of the calibration process. Make sure the ambient room temperature is correct for the solution you are using (20° C/ 68° F). When working temperature of the room or environment (not the sample) changes by more than 5 F, we recommend recalibrating to maintain accuracy. If the instrument is equipped with Automatic Temperature Compensation system, the ambient working temperature of the room must be 20° C (68° F) whenever the instrument is recalibrated. Once calibrated, shifts in ambient temperature within the acceptable range (10° C- 30° F) should not affect accuracy.



Calibrate to "0"

Step 4

Now place a few drops of the sample to be tested onto the main prism, close the daylight plate and check reading. Take the reading where the boundary line of blue and white cross the graduated scale. The scale will provide a direct reading of the concentration.



Reading of Sample