



MASTER PRODUCT
CATALOG
2021



Performance Tool[®]

| | | | |
|--------------------------------|--------------------------------|-------------------------------|-------------------------------|
| Adhesives & Tapes 71-72 | Engine Lift..... 34-35 | Outdoor Accessories 62 | Stands & Benches 42 |
| Auto Accessories 69 | Engravers 19 | Parts Washers 14 | Storage Bin Racks 44-46 |
| Bench Top Power Tools 11 | Gloves 55 | Power Inverters 68 | Squeegees 66 |
| Blowers 13 | Grinders & Polishers..... 9-10 | Power Tools 4-15 | Tarps & Straps 59, 61 |
| Brushes 53-54 | Grinders & Polishers..... 9-10 | Roadside Accessories 67 | Tool Boxes & Bags 50-51 |
| Cable Ties..... 73 | Hardware Kits 74-89 | Rotary Tools..... 20 | Tow Ropes & Pullers ... 59-60 |
| Cargo Control 56-59 | Heat Guns 17 | Safety Gear 54-55 | Transmission Jack 36 |
| Cleaning Brushes 54-55 | Impact Wrenches..... 8 | Saw Horses 41 | Utility Carts 48 |
| Cords & Reels 21-22 | Inspection Camera 12 | Shop Presses 37 | Vises 43 |
| Creepers & Seats 38-40 | Lift Equipment..... 30-32 | Snow Brushes 66 | Wheel Accessories 33 |
| Drills & Accessories 4-7 | Magnetic Storage 52-53 | Soldering 18 | Work Lights..... 26-27 |
| Drop Lights 23-25 | Mats & Trays..... 47 | Spot Lights..... 28 | 12V Tools..... 16 |
| | Mobile Accessories..... 70 | | |

SHOP/GARAGE

| | | |
|--------------------------------|------------------------------------|-----------------------------------|
| Auto Body 90-91 | Electrical Testers 98-99 | Oilers & Dispensers 121 |
| Barrel Pumps..... 120 | Fluid Transfer Pumps 118-119 | Specialty Filter Removal..... 115 |
| Battery Accessories 94 | Funnels & Spouts 117 | Tire Inflators..... 102 |
| Battery Cable 92 | Grease Guns 106-111 | Tire Pressure Gauges 103 |
| Battery Jump Starters..... 96 | Lug Nut Sockets 101 | Tire Repair 104-105 |
| Battery Jumper Cables 97 | Lug Wrenches 100 | Welding..... 91 |
| Battery Terminals..... 92-93 | Oil Drainage..... 116 | |
| Battery Testers..... 95 | Oil Filter Wrenches 112-114 | |

MAINTENANCE

| | | |
|--------------------------------------|--------------------------------------|-------------------------------------|
| Axle Nut Sockets 130 | Drum Brakes..... 124-125 | Spark Plug Sockets 159 |
| Belts & Hoses 140-141 | Exhaust..... 152 | Spark Plugs & Ignition 158 |
| Body & Interior 138-139 | Feeler Gauges..... 160-161 | Spring Compressors..... 135 |
| Brake Bleeding 126-127 | Flaring Tools 129 | Suspension..... 136-137 |
| Camshaft & Crankshaft 148-149 | Gear Pullers..... 145 | Thread Chasers..... 161 |
| Compression Tester..... 164-165 | Lock Nut Sockets..... 131 | Timing Lights 163 |
| Cooling System 168-169 | Piston Service..... 150-151 | Tubing Benders & Cutters 128 |
| Diagnostic..... 162-163 | Pulley Pullers..... 144 | Vacuum..... 164 |
| Diesel & Fuel Injection..... 166-167 | Quick Disconnect Tools 155-157 | Valves & Valve Springs..... 146-147 |
| Disc Brakes 122-123 | Seals & O-Rings..... 143 | Water Pump & Fan Clutch..... 142 |
| Drivetrain 134 | Sensors & Switches..... 153-154 | Wheel Bearings & Hubs 132-133 |

SPECIALTY

| | | | |
|---------------------------------|-----------------------------------|-----------------------------------|----------------------------------|
| Adjustable Wrenches..... 212 | Hex Bit Sockets 180-181 | Pickup Tools 267-269 | Snap Ring Pliers..... 214-215 |
| Bit Sets 225-231 | Hex Key Sets..... 232-235 | Pipe Wrenches 255 | Socket Accessories 195-196 |
| Bolt Extractors 246-250 | Hooks & Picks 271 | Pliers..... 207-211 | Socket Rails & Trays 197 |
| Bolt Cutters 255 | Impact Bit Sockets..... 183 | Precision Measuring 274-275 | Sockets & Sets 170-179 |
| Breaker Bars 188-189 | Impact Drive Accessories..... 187 | Pry Bars 259-260 | Star Bit Sockets..... 182 |
| Chisels & Punches 261-263 | Impact Sockets & Sets .. 184-186 | Ratchets 190-191 | Star Key Sets..... 233-235 |
| Clamps 253-254 | Inspection Mirrors 266 | Rivet Guns & Rivets 251-252 | Thread Repair..... 244-245 |
| Drill Bit Sets 242-243 | Knives & Sets 282-284 | Saws & Blades 277 | Tool Sets 236-241 |
| Drill Bits 244 | Locking Pliers 213 | Scrapers & Knives 278-281 | Torque Wrenches 192-193 |
| Extensions 194 | Magnifying Glasses 270 | Screw Extractors 246 | Wire Strippers..... 264-265 |
| Files 276 | Measuring & Leveling 272-273 | Screwdrivers & Sets 216-222 | Wrench Sets 198-206 |
| Hammers & Mallets 257-258 | Multi-Bit Drivers 223-224 | Sledge Hammers..... 256 | |

HAND TOOLS

| | |
|---------------------------------|-------------------------------|
| Tool Table - Yellow ... 304-306 | Fishbowls..... 319-321 |
| Tool Table - Red..... 306-309 | Merchandising Strips..... 322 |
| Tool Table - Blue 309-311 | Bulk Tools 323-325 |
| Soldier Packs..... 312-315 | ATAK Lighting 326-331 |
| Counter Tops 316-317 | PT Power Lighting ... 332-340 |
| Plastic Dispensers..... 318 | Assortments..... 341-342 |

ADDITIONAL

| | |
|----------------------------|----------------------------------|
| Air Tanks..... 302-303 | Plugs & Connectors..... 298-299 |
| Cutting Tools..... 289 | Ratchets & Drills 286 |
| Die Grinder 290 | Sanders & Polishers..... 292-293 |
| Hammer & Saws..... 288 | Specialty..... 294-295 |
| Hoses & Reels..... 300-301 | Spray Guns 296-297 |
| Impact Wrenches..... 287 | |
| Impact Sockets..... 291 | |

AIR TOOLS

2-IN-1 LI-ION DRILL/DRIVER

- This drill driver comes with a 1/4" quick connect bit driver chuck built-in and a 3/8" keyless drill chuck adapter included
- 12 volt 1300 mAh Lithium ion battery with 1 hour quick charger so you are back up and running fast
- 2 speed switchable motor 0-400 and 0-1400 RPM
- 20 foot pounds of max torque and a 18+1 torque settings
- cUL listed E487555



| | | |
|-----------|------------|--------|
| Phillips | 1" | #1, #2 |
| Pozi | 1" | #1, #2 |
| Slotted | 1" | 5, 6 |
| Drill Bit | 1.5, 2.5, | |
| | 3, 4, 5, 6 | |



| Item # | IP | MP | PKG | Chuck | RPM | Rechargeable Battery | | Charge Time | Charger | | | |
|-----------------|-----------|----|-----|-------|------|----------------------|------|-------------|---------|---------------|----|-----|
| | | | | | | Output | Cord | Rated | | | | |
| W50095* | Drill Set | 1 | 8 | SLV | 3/8" | 1,400 | 12V | Ni-cd | 1 Hr | 13.5V 2.2A | 6' | cUL |
| W50095B* | Battery | 4 | 32 | CLM | - | - | | | | | | |
| W50095C* | Charger | 4 | 32 | LAB | - | - | | | | | | |

1/4 IN. LI-ION CORDLESS DRILL

- Automatic spindle lock.
- Blue LED area light.
- 180 RPM and reversible.
- ETL listed 3062189, and Title 20 Certified

| | | |
|-----------|------------|-----------------------------|
| Phillips | 1" | #1, #2, #3 |
| | 2" | #2 |
| Pozi | 1" | #1, #2, #3 |
| | 1" | 3, 4, 5, 6 |
| Slotted | 1" | 3, 4, 5, 6 |
| | 2" | 5 |
| Star | 1" | T7, T10, T15, T20, T25, T30 |
| | 1" | S1, S2 |
| Drill Bit | 1.5, 2.5mm | |



| Item # | IP | MP | PKG | Chuck | RPM | Rechargeable Battery | | Charge Time | Output | Charger Cord | Rated | Includes storage/ carrying case, 3 to 5-hour charger and 24 power tool accessories. |
|----------------|----|----|-----|---------|-----|----------------------|-----------------|-------------|---------|--------------|-----------------|---|
| | | | | | | Battery | Time | Cord | Rated | | | |
| W50033* | 1 | 10 | CLM | 1/4" QR | 180 | 3.6V | Li-Ion 1.3Ah | 3-5 Hr | 5V 0.3A | 6' | ETL Title 20 | |

3.6V LI-ION LIGHT-DRIVER

- This 3.6v Li-ion Cordless Screwdriver with 2 position swivel handle for a pistol grip or straight in-line for tight spaces.
- 1/4" hex rapid change chuck features an adjustable 15+1 clutch to deliver the right amount of torque needed for the job and prevent stripping or breaking of fasteners.
- LEDs are integrated into the front to illuminate your work area and into the base of the handle for a built in flashlight.
- When fully charged the lithium ion battery can hold its charge for over 6 months so it's always ready when needed.



Includes 50 of the most popular driver bits.

| Item # | IP | MP | PKG | Chuck | RPM | Rechargeable Battery | | Charge Time | Output | Charger Cord | Rated |
|---------------|----|----|-----|-------|-----|----------------------|--------|-------------|--------------|--------------|-------|
| | | | | | | Battery | Time | Cord | Rated | | |
| W1562* | 1 | 8 | CAS | 1/4" | 210 | 3.6V | Li-ion | 2 Hr | 110V 1.0A | 6' | |

3/8 IN. CORDLESS DRILL

- The integrated Nichia LED puts light right where it is needed.
- 19.2 volt motor with forward / reverse switch.
- 3/8" chuck with 16+1 torque settings.
- Comfortable rubber secure grip handle.
- Includes bits, drill dits, 2-1/4" magnetic bit holder, 19.2V battery and 3-5 hour charger.
- ETL listed 4006774


| | | |
|-----------|----|-------------------------|
| Phillips | 1" | #1, #2 |
| Pozi | 1" | #1, #2 |
| Slotted | 1" | 5, 6 |
| Drill Bit | | 1.5, 2.5, 3, 4, 5, 6 |



| Item # | | IP | MP | PKG | Chuck | RPM | Rechargeable Battery | | Charge Time | Charger | | |
|-----------------|-----------|----|----|-----|-------|-----|----------------------|-------|-------------|--------------|------|-------|
| | | | | | | | | | | Output | Cord | Rated |
| W50092* | Drill Set | 1 | 5 | CBX | | | | | | | | |
| W50092B* | Battery | 1 | 8 | CLM | 3/8" | 550 | 19.2V | Ni-cd | 3-5 Hr | 23V 400mA | 6' | ETL |
| W50092C* | Charger | 1 | 16 | CBX | | | | | | | | |

3/8 IN. KEYLESS CHUCK CORDED DRILL

- 3/8" Keyless chuck which will handle all small to medium bits.
- 400 watt motor will handle most household jobs.
- Variable speed and reversible for total control.
- ETL listed 5001662



Built-in belt clip for safety and portability.

| Item # | IP | MP | PKG | Chuck | No Load RPM | Amp | Length | AWG | Listing |
|----------------|----|----|-----|-------|-------------|------|--------|------|---------|
| W50086* | 1 | 10 | CBX | 3/8" | 3,000 | 3.2A | 6' | 18/2 | ETL |

90° IMPACT DRIVER ATTACHMENT

- Magnetic 1/4" hex adapter accepts standard drill and driver bits.
- Die-cast gear housing and 3 sets of ball bearings.
- Works in forward or reverse.



Impact driver attachment lets you use 1/4" quick connect bits in tight spaces.

| Item # | IP | MP | PKG | Shank | Length |
|---------------|----|----|-----|-------|--------|
| W9029* | 15 | 60 | CRD | 1/4" | 6" |

POWER BIT HOLDER

- Heat treated for durability.

| Item # | IP | MP | PKG | Shank | Length | Sizes |
|---------------|----|-----|--------|-------|--------|----------|
| W8598* | 5 | 240 | CRD | 1/4" | 2" | 1/4", #2 |
| W3220* | 50 | 600 | Pg 319 | 1/4" | 2-1/4" | - |
| W489* | 12 | 72 | CRD | 1/4" | 2-1/2" | 1/4" |



Patented quick change bit mechanism.
W489

W3220

4 IN. UNIVERSAL-JOINT BIT HOLDER

- Unique locking and swivel design provides a 30° angle for hard to reach fasteners.
- Free spinning collar allows you to maintain a positive grip while fastening.
- Durable Cr-Mo construction with black phosphate finish.

| Item # | IP | MP | PKG | Shank | Length |
|---------------|----|-----|-----|-------|--------|
| W9034* | 10 | 100 | TAB | 1/4" | 4" |

Universal joint feature can also be disengaged and used as a straight extension



SOCKET ADAPTERS

- Free spinning collar allows you to maintain a positive grip while fastening.
- Durable chrome vanadium construction with black phosphate finish.
- Ball bearing ensures sockets are securely seated.

W9036
Color coded 1/4, 3/8 and 1/2" drive sizes.



| Item # | IP | MP | PKG | Shank | Length |
|---------------|-------------|----|-----|-------|-----------------|
| W9035* | 3-PC | 12 | 120 | TAB | 1/4" 2-1/2" |
| W9036* | 3-PC | 10 | 60 | TAB | 1/4" 8" |
| W1381* | 3/8 IN. DR. | 24 | 144 | TAB | 1/4" 8" |
| W1382* | 1/2 IN. DR. | 24 | 144 | TAB | 1/4" 8" |
| W9037* | 2-PC | 12 | 48 | CRD | 1/4" 2-1/2", 8" |

W9035

Color coded 1/4, 3/8 and 1/2" drive sizes.



W1381
3/8" drive

W1382
1/2" drive

Transforms your power drill into a power nut/socket driver.

6-PC POWER TOOL ADAPTER SET

- Three impact grade steel square socket adapters: 1/4, 3/8, and 1/2".
- All 3 have built in detent balls to help hold your sockets in place during use.
- 6" x 1/4" hex head flex extension bar has free spinning collar and detent ball to hold bits securely in place.
- Magnetic 3" x 1/4" Hex drive extension holds onto fasteners, freeing up your hands in tight spaces.

| Item # | IP | MP | PKG |
|---------------|----|----|-----|
| W9072* | 6 | 36 | CRD |




W9037

Dual purpose extension: 3/8" square drive adapter and 1/4" hex bit holder

3-PC POWER DRILL SOCKET ADAPTER SETS

- Transforms your power drill into a power nut/socket driver.
- Impact grade chrome vanadium steel.
- Ball bearing ensures sockets are securely seated.
- 1/4, 3/8 and 1/2" drive sizes.

W9026



30° taper provides increased angle flexibility for hard to reach areas.

| Item # | IP | MP | PKG | Shank | Length |
|---------------|----|----|-----|-------|--------|
| W1390* | 12 | 96 | CRD | 1/4" | 2" |
| W9026* | 6 | 48 | CRD | 1/4" | 6" |
| W9030* | 6 | 48 | TAB | 1/4" | 2" |

30° Wobble

W9030

HEX IMPACT ADAPTER

- Positive locking quick change collar delivers wiggle free bit retention and solid on center rotation.
- Constructed of chrome molybdenum steel for heavy-duty impact applications and long service life.




| Item # | IP | MP | PKG |
|---------------|-----------------------|----|--------|
| W9028* | 1/4 HEX X 1/2 IN. DR. | 12 | 72 CRD |
| W9039* | 1/4 HEX X 3/8 IN. DR. | 12 | 72 CRD |

POLISHING KITS

- Designed for harder finishes like aluminum, brass, and copper.
- Includes 4-oz black (first stage), brown (second stage) and white (final polish) emery polishing compounds.
- 1/4" round shaft for use with power drill.



W50091



W50090

Used for harder finishes like chrome, stainless steel and iron. Includes 4-oz blue (first stage), brown (second stage) and white (final polish) emery polishing compounds.

| Item # | IP | MP | PKG | |
|--------------------------------|----|----|-----|--|
| W50090* Aluminum | 1 | 20 | CBX | Polishing wheels: 2", 3", 4" |
| W50091* Stainless Steel | 1 | 20 | CBX | Polishing pads include: 3" mushroom, 2-1/2" tapered cylinder Polishing felts: 3-1/5" bullet, 2-1/5" conical, 2-3/10" cone, 2-3/10" pear |

WHEEL/CUP BRUSHES

- Many utility cleaning uses at home and shop.
- Heavy duty construction.
- Use with any power drill.



W1208C



W1209



W4991
Medium stiffness polypropylene all-purpose bristles.

| Item # | IP | MP | PKG | Shank | Diameter | |
|----------------|-------|----|-----|-------|----------|-----------------------|
| W1208C* | Cup | 6 | 72 | CRD | 1/4" | 2" Coarse |
| W1214C* | Cup | 6 | 72 | CRD | 1/4" | 3" Coarse |
| W1211* | Cup | 6 | 72 | CLM | 1/4" | 1-1/2" Fine |
| W1212* | Cup | 6 | 72 | CLM | 1/4" | 2" Fine |
| W1213* | Cup | 6 | 72 | CLM | 1/4" | 3" Fine |
| W1209* | Wheel | 6 | 72 | CLM | 1/4" | 3" Coarse |
| W1215* | Wheel | 6 | 72 | CLM | 1/4" | 4" Coarse |
| W1222* | Wheel | 6 | 72 | CLM | 1/4" | 2" Fine |
| W1223* | Wheel | 6 | 72 | CLM | 1/4" | 3" Fine |
| W1224* | Wheel | 12 | 72 | CLM | 1/4" | 4" Fine |
| W1226* | 3-PC | 4 | 24 | CRD | 1/4" | 1", 3" (2) Fine |
| W4991* | 3-PC | 1 | 32 | CBX | 1/4" | 2", 4", 3-1/2" Medium |



W1226

14-PC NUT DRIVER BIT SET

- Compact bit holder with belt clip.
- Hardened chrome vanadium with black phosphate finish.



| Item # | IP | MP | PKG | Shank | Length | Sizes |
|--------------|----|----|---------------|-------|--------|---|
| W473* | 10 | 40 | CRD Pg 322 | 1/4" | 2" | 3/16, 1/4, 9/32, 5/16, 11/32, 3/8, 7/16" 5, 5.5, 6, 7, 8, 10, 12mm |

3-PC MAGNETIC NUT SETTER

- Powerful magnet holds fasteners, freeing up your hands in tight spaces.
- Lobular drive prevents rounding.
- 1/8" insert depth.



W9022

| Item # | IP | MP | PKG | Shank | Length | Sizes |
|---------------|----|----|-----|-------|--------|-----------------|
| W9022* | 12 | 96 | CRD | 1/4" | 2-1/2" | 1/4, 3/8, 5/16" |

7-PC X-TRAX NUT-DRIVER SET

- Patented gripping edges remove old, stripped, rusted or painted nuts and bolts.
- Chrome molybdenum steel for strength and durability.
- Storage/carrying case



| Item # | IP | MP | PKG | Shank | Length | Sizes |
|---------------|----|----|-----|-------|--------|---|
| W8699* | 6 | 24 | CLM | 1/4" | 2-1/2" | 3/16, 1/4, 5/16(8mm), 3/8(10mm), 7/16(11mm), 12, 1/2(13mm). |

IMPACT WRENCHES

SHOP/GARAGE

1/2 IN. CORDLESS IMPACT WRENCH

- Variable speed for safety and control.
- Comfortable shock absorbing grip.
- Includes: Impact wrench, battery, 3-5 hour charger, and carrying case.
- cUL Listed E244495



| Item # | IP | MP | PKG | Drive | Torque ft/lbs. | BPM | Rechargeable Battery | Charge Time |
|---------|----|----|-----|-------|-------------------|-------|-------------------------|----------------|
| W50042* | 1 | 4 | CBX | 1/2" | 240 | 4,000 | 24V Ni-cd | 3-5 Hr |

1/2 IN. CORDED IMPACT WRENCH

- Rocker trigger for quick change between forward and reverse.
- The 1/2" anvil with detent pin will securely hold your sockets when in use.
- Includes 11/16, 3/4, 13/16, 7/8" impact sockets and sturdy carrying case.
- CSA listed 216220



| Item # | IP | MP | PKG | Drive | Torque ft/lbs. | BPM | Amp | Cord | | Listing |
|---------|----|----|-----|-------|-------------------|-------|----------|--------|------|---------|
| | | | | | | | | Length | AWG | |
| W50080* | 1 | 4 | CBX | 1/2" | 220 | 2,700 | 7.5/110V | 6' | 18/2 | CSA |

RECIPROCATING SAW BLADES

- Perfect for cutting metal, wood, PVC or just general demo work at the job site.
- The bi-metal construction allow the blades to be flexible yet continue to cut much longer than a standard blade.

Includes tough expandable case.



W721



| Item # | IP | MP | PKG | Teeth per inch (TPI) | | | | |
|--------|-------|----|-----|----------------------|----------------|----|--------|--------|
| | | | | 6 | 10 | 14 | 18 | |
| W721* | 12-PC | 6 | 48 | DBL | 6" (4), 9" (2) | 9" | 8" (2) | 6" (3) |
| W8608* | 2-PC | 5 | 240 | CRD | - | 6" | 6" | - |

4-1/2 IN. ANGLE GRINDER

- Metal gear case dissipates heat for longer life.
- 2 position side handle for right or left hand use.
- Spindle lock for quick wheel/blade changes.
- 5/8"-11 spindle for mounting the most popular 4 to 4-1/2" wheels.
- cETL listed 315240

Bonus pack includes: 4-1/2" grinding wheel, 2 - type 1 metal cut off wheels, 40, 80 and 120 grit flap discs, side handle. Also comes with replaceable motor brushes to extend tool life and spindle wrench.



| Item # | IP | MP | PKG | Wheel | Arbor | Flange | No Load | Amp | Cord | | |
|----------------|----|----|-----|--|---------|----------|---------|------|--------|------|---------|
| | | | | Diameter | UNC | Shoulder | RPM | | Length | AWG | Listing |
| W50044* | 1 | 10 | CBX | 4-1/2" | 5/8"-11 | 7/8" | 12,000 | 4.4A | 6' | 18/2 | cETL |
| W8698* | 12 | 72 | CRD | Replacement 5/8"-11 Flange Nut & 4-1/2" Wrench Set | | | | | | | |

4-1/2 IN. ABRASIVE WHEELS

- Work on most 4-1/2" grinders with a 7/8" hub.
- Performance Tool abrasive wheels are manufactured using ISO9001 standards and quality certified by MPA - Hanover, the leading authority in abrasives.

| Item # | | IP | MP | PKG | Qty | Type | Material |
|----------------|---------------------------------|----|----|-----|-----|---------------|------------------|
| W50007* | 10-PC Cut-Off/ Grinding Disk | 12 | 36 | DBL | 8 | 1 1/16" Thick | Aluminum Oxide |
| | | | | | 2 | 1/4" Thick | |
| W50008* | Cut Off | 10 | 60 | SHK | 5 | 1 1/16" Thick | Zirconia Alumina |
| W50009* | Grinding | 12 | 48 | SHK | 3 | 1/4" Thick | |
| W50010* | Flap Disk | 12 | 48 | SHK | 3 | 60 Grit | |
| W50011* | Flap Disk | 12 | 48 | SHK | 3 | 120 Grit | |



6 IN. RANDOM ORBIT POLISHER/SANDER

- Oscillating range of 3/8" for a swirl free finish.
- Dial controlled variable speed control and trigger lock for professional results.
- 2 position side handle for right or left hand use.
- ETL listed 5001662

| No Load | Cord | | | |
|---------|------|-----|--------|-----|
| | RPM | Amp | Length | AWG |
| 6,300 | 5.7A | 6' | 18/2 | ETL |

| Item # | IP | MP | PKG | Pad | Spindle |
|-----------------|----|----|-----|--------------|---------|
| | | | | Diameter | Tread |
| W50087* | 1 | 6 | CBX | 6" | 5/8"-11 |
| W50087A* | 6 | 36 | BAG | 3-pc pad set | |



Includes 6" hook and loop backing pad, 2 sanding discs, polishing bonnet, applicator pad, terry cloth cover, handle, wrench.

7 IN. VARIABLE SPEED SANDER/POLISHER

- 10 amp motor produces 0-4200 no-load RPM.
- Ball bearing motor and built in regulator for long life.
- Variable speed for use with multiple tasks.
- Ergonomic D-handle for left or right hand use.
- ETL listed 5001662

| No Load | Cord | | | |
|---------|------|-----|--------|-----|
| | RPM | Amp | Length | AWG |
| 4,200 | 10A | 6' | 18/2 | ETL |

| Item # | IP | MP | PKG | Pad | Spindle |
|-----------------|----|----|-----|--------------|---------|
| | | | | Diameter | Tread |
| W50084* | 1 | 6 | CBX | 7" | 5/8"-11 |
| W50084A* | 6 | 36 | BAG | 3-pc pad set | |



Includes - 7" hook and loop backing pad, 2 sanding discs, polishing bonnet, applicator pad, terry cloth cover, handle, spanner wrench.

POLISERS & ACCESSORIES

SHOP/GARAGE

12V DETAIL POLISER

- Use this 3" Detail Polisher to take care of tight spaces or spot polishing.
- Comes with foam backer pad, terry cloth and synthetic wool bonnets.



| Item # | IP | MP | PKG | Pad | | Volt | Amp | Length | AWG |
|-----------------|----|----|-----|--------------------------|-------------|------|------|--------|-----|
| | | | | Diameter | No Load RPM | | | | |
| W50089* | 1 | 20 | CBX | 3" | 1,200 | 12V | 1.5A | 12' | 24 |
| W50089A* | 20 | 80 | BAG | 3-pc replacement pad set | | | | | |

6 IN. RANDOM ORBITAL BUFFER/POLISER

- Random orbital action reduces risk of paint burn through and swirl free finish.
- Oval palm grip for better control.
- Lightweight compact design.
- cUL listed E187474



Includes one terry cloth bonnet and one synthetic wool bonnet.

| Item # | IP | MP | PKG | Pad | | Amp | Length | AWG | Listing |
|----------------|----|----|-----|--------------------------|-------------|------|--------|------|---------|
| | | | | Diameter | No Load RPM | | | | |
| W50053* | 1 | 6 | CBX | 6" | 3,500 | 0.5A | 17" | 18/2 | cUL |
| W50055* | 12 | 72 | CLM | 3-pc replacement pad set | | | | | |

10 IN. RANDOM ORBITAL BUFFER/POLISER

- Random orbital action reduces risk of paint burn through and swirl free finish.
- Large comfortable double handle for optimum control with less fatigue.
- Polish cars, boats, granite counter tops and more.
- cUL listed E242023



Includes one terry cloth bonnet and one synthetic wool bonnet.

| Item # | IP | MP | PKG | Pad | | Amp | Length | AWG | Listing |
|----------------|----|----|-----|--------------------------|-------------|-------|--------|------|---------|
| | | | | Diameter | No Load RPM | | | | |
| W50054* | 1 | 6 | CBX | 10" | 3,000 | 0.92A | 6.5' | 18/2 | cUL |
| W50056* | 12 | 72 | CLM | 3-pc replacement pad set | | | | | |



3 IN. BENCH GRINDER WITH ROTARY WAND

- Variable speed to 10,000 RPM.
- 31" flexible shaft rotary tool.
- 3" x 3/4" wide 80 grit grinding stone and fiber wheel.
- Includes 10 assorted 1/8" shaft grinding stones.
- cUL listed E237800

Includes 3" x 3/4"- 80 grit grinder stone and fiber wheel with 10mm arbor and 10 assorted 1/8" shaft grinding stones.



| Item # | IP | MP | PKG | Wheel | | Flexible Shaft | | Arbor | No Load | | | | Listing |
|----------------|----|----|-----|-------|-------|----------------|--------|-------|---------|-------|--------|------|---------|
| | | | | Dia. | Thick | Length | Collet | | RPM | Amp | Length | AWG | |
| W50003* | 1 | 4 | CBX | 3" | 3/4" | 31" | 1/8" | 10mm | 10,000 | 1.25A | 5' | 18/3 | cUL |

BENCH GRINDERS

- Wide, clear, easy to adjust eye shields.
- Ball bearings for durability.
- Adjustable tool rests.
- Cast iron housing.
- Includes 36 and 60 grit wheels.
- cUL E237800

Equipped with work light.
W50001

W1221



W50058



| Item # | IP | MP | PKG | Wheel | | Max HP | No Load RPM | Cord | | Listing |
|----------------|----|----|-----|---------------|-------|--------|-------------|--------|------|---------|
| | | | | Dia. | Thick | | | Length | AWG | |
| W50001* | 1 | 1 | CBX | 6" | 3/4" | 1/2 | 3,450 | 5' | 18/3 | cUL |
| W50058* | 1 | 1 | CBX | 8" | 3/4" | 3/4 | 3,450 | 5' | 18/3 | cUL |
| W1221* | 6 | 72 | CLM | 6" wire wheel | | | | | | |

5 SPEED DRILL PRESS

- 1/2" spring loaded chuck with protective guard and 2-1/2" vise.
- Fully adjustable machined table tilts 45 degrees left and right.
- Cast iron construction.
- CSA Approved.

W3939



| Chuck | Spindle | | Spindle to | | |
|-------|---------|-------|------------|--------|---------|
| | Travel | Swing | Base | Table | Height |
| 1/2" | 2" | 8" | 11-3/8" | 7-3/4" | 22-1/2" |

| Item # | IP | MP | PKG | HP | RPM | Amp | Length | AWG | Listing |
|----------------|----|----|-----|-----|--|------|--------|------|---------|
| W50005* | 1 | 1 | CBX | 1/3 | 760 / 1,150, 1,630 / 2,180 / 3,070 | 2.4A | 6' | 18/3 | CSA |



DRILL PRESS VISES

- Durable powder coat finish and chrome plated handle.
- Replaceable hardened steel jaw faces.



W3902

| Item # | IP | MP | PKG | Jaw Width | Jaw Opening | Throat Depth |
|---------------|----|----|-----|-----------|-------------|--------------|
| W3939* | 1 | 12 | CBX | 2-1/2" | 2-1/4" | 3/4" |
| W3902* | 1 | 4 | CBX | 4" | 4-1/2" | 1-1/16" |

INSPECTION CAMERAS

SHOP/GARAGE

2.4 IN. LCD INSPECTION CAMERA

- Great for inspecting engine compartment, valves, A/C vents, plumbing pipes, under or around furniture & appliances, home theater installations, cable routing, pest control & machinery.
- TV/video output jack
- 2.4" color LCD monitor with 180° image rotation and mirroring.
- Submersible 40" flexible camera with 4 white LEDs (6 output levels).
- Includes mirror, hook clip, magnet, video cable and batteries.



| Item # | IP | MP | PKG | LCD Monitor | | | Submersible Camera | | | | Battery | |
|---------|----|----|-----|-------------|-------------|----------|--------------------|--------|---------------|-----|---------|------|
| | | | | Size | Resolution | Rotation | Dia. | Length | Resolution | LED | Qty. | Type |
| W50045* | 1 | 12 | CBX | 2.4" | 320 x 240px | 180° | 11/32" | 40" | 640 x 480 VGA | 4 | 4 | AA |

LCD INSPECTION CAMERA

- 2.4" LCD monitor with 320 x 240 VGA resolution, 180 degree image rotation and mirroring.
- Submersible 8mm camera.
- 36" (1 meter) flexible neck.
- TV/video output jack.
- Useful for inspecting engine compartment, valves, combustion chamber, and other hard to reach areas.



| Item # | IP | MP | PKG | LCD Monitor | | | Submersible Camera | | | | Battery | |
|---------|----|----|-----|-------------|-------------|----------|--------------------|--------|---------------|-----|---------|------|
| | | | | Size | Resolution | Rotation | Dia. | Length | Resolution | LED | Qty. | Type |
| W50145* | 1 | 12 | CLM | 2.4" | 320 x 240px | 180° | 8mm | 36" | 320 x 240 VGA | 4 | 4 | AA |

INSPECTION CAMERA 10 FT. CABLE EXTENSION

- Provides greater reach and access for remote visual inspection of confined spaces.
- For use with Performance Tool Inspection Camera models W50045 and W50046.



To install: disconnect existing camera tube assembly from your inspection camera. Attach male threaded end of extension to camera. Then attach the camera tube assembly to the other end.

| Item # | IP | MP | PKG | Extension | |
|-----------|----|----|-----|-----------|--------|
| | | | | Dia. | Length |
| W50045-2* | 1 | 32 | WBX | 11/32" | 10' |

ELECTRIC BLOWERS

- Great for drying carpet, floors, paint & other surfaces as well as ventilation or increasing air flow.
- Four different positions for concentrated air flow and fast drying.
- 2 Built-in 15 amp grounded outlets
- Durable ABS construction.
- Built-in carrying handle.
- Overload reset switch.
- CSA listed 255294



W50061

Variable rheostat switch allows precise speed control.

W50068 3-speed switch allows different levels of air speed.



| Item # | IP | MP | PKG | CFM | RPM | Length | AWG | Amp | Listing |
|----------------|----|----|-----|-------|----------------|--------|------|-----|---------|
| W50061* | 1 | 2 | CBX | 300 | 900 to 1500 | 8.4' | 14/3 | 2.0 | CSA |
| W50068* | 1 | 2 | CBX | 1,200 | 1400/1500/1600 | 8.4' | 14/3 | 2.0 | CSA |

ELECTRIC BLOWER HEATER ELEMENT

- Converts our electric blower (W50061) into an efficient 1400 watt area heater.
- Easily attaches to front of blower. Plugs directly into receptacle on blower.
- Lighted power switch.
- CSA listed 277847

W50060



| Item # | IP | MP | PKG | Watt | Cord Length | Listing |
|----------------|----|----|-----|------|-------------|---------|
| W50060* | 1 | 2 | CBX | 1400 | 12" | CSA |

SHOP BLOWER/VACUUM

- Great electric broom for garage floor, sidewalks, clearing dust and saw dust from power tools, or a touch-less dry on your car.
- Large handle with lockable trigger.
- Includes vacuum bag.
- cETL listed 4008076



W50063

20 oz. vacuum bag



VARIABLE SPEED BLOWER

- Variable speed feature allows you to select just the right amount of power.
- Comfortable handle with oversized lockable trigger.
- US Patent D835159



W50069

Two piece nozzle can be used at 9 or 18".

W50069A

Use to inflate air mattresses, boats, pool toys, beach toys and more.

| Item # | IP | MP | PKG | Air Flow | | | Motor | | | Noise | Length | Cord AWG | Listing |
|-----------------|----|----|-----|--|-----|--------|-------|-----|-----------|-------|--------|----------|---------|
| | | | | MPH | CFM | RPM | Watts | AMP | | | | | |
| W50063* | 1 | 8 | CBX | 75 | 75 | 16,000 | 600 | 5 | 98 db (A) | 9" | 18/2 | cETL | |
| W50069* | 1 | 4 | CBX | 90 | 100 | 17,000 | 700 | 5.8 | 98 db (A) | 11" | 18/2 | cETL | |
| W50069A* | 12 | 48 | BAG | 3 inflator nozzle attachments in 1 adapter. Fits both W50063 and W50069. | | | | | | | | | |

BUCKET PARTS WASHER

- Lightweight and portable, designed to be used on a standard 5-gal bucket.
- Apply cleaning solution with the handy flow through 8" brush.
- For use with water based solvents only.
- cUL E204083



Pump sets conveniently in the base of your 5 gallon bucket.

| Item # | IP | MP | PKG | Diameter | Output | | Hose | Amp | Length | AWG | Listing |
|---------|----|----|-----|----------|--------|--|------|------|--------|------|---------|
| | | | | | GPH | | | | | | |
| W54043* | 1 | 5 | CBX | 13-3/4" | 50 | | 4' | 0.6A | 6' | 18/3 | cUL |

20 GALLON PARTS WASHER

- High flow pump circulates cleaning fluid at 50 gallons per hour.
- Includes a removable internal basket and shelf for added versatility.
- Safety lid features fusible link that closes automatically in a fire.
- 20 gallon capacity wash bin with steel drain plug.
- Flexible chrome plated nozzle.
- CETL listed 4004280.



For use with water based solvents only. Specifications: 110V; maximum 10-12 liters per minute, 1.95-2m maximum lift.



| Item # | IP | MP | PKG | Tank | Output | | Spigot | Length | AWG | Listing |
|---------|----|----|-----|--------|--------|--|--------|--------|------|---------|
| | | | | | GPH | | | | | |
| W54029* | 1 | 1 | LAB | 20 Gal | 50 | | 24" | 6' | 18/3 | cETL |

STEAM CLEANER

- Non-toxic - no dangerous chemicals, fumes or residues.
- Clean grease, grime, dirt, soap scum, wrinkles, stains, bacteria, insects, doors, windows, floors.
- Chemical-free solution for insects, bacteria and other household pests.
- cETL listed 362189

Includes 9 Accessories: flexible extension, round brush nozzle, 90° spray nozzle, long spray nozzle, wide nozzle, squeegee, fabric towel, funnel and measuring cup.



| Item # | IP | MP | PKG | Capacity | PSI | Heating | | Use | Watt | Length | AWG | Listing |
|---------|----|----|-----|----------|-----|-----------|------------|------------|------|--------|-----|---------|
| | | | | | | Time | Continuous | | | | | |
| W50079* | 1 | 4 | CBX | 10 oz | 45 | 3 - 4 min | | 8 - 10 min | 900 | 10" | 16 | cETL |


INFRARED SHOP HEATER

- Infrared technology heats up the person or object rather than the air
- Carbon fiber glass enclosed tube heats up quickly and evenly
- Adjustable thermostat levels for optimum indoor and outdoor comfort and automatic overheating shut-off
- High quality and durable aluminum housing
- cETL listed 4006887

Energy efficient operation converts nearly all energy into heat. No fuels or oxygen required like gas or fan driven heaters, resulting in safe, quiet and odorless operation



Mount to wall or ceiling with included adjustable hanging brackets



| Item # | IP | MP | PKG | Watt | Cord Length | Listing |
|---------------|----|----|-----|------|-------------|---------|
| W5008* | 1 | 1 | CBX | 1500 | 8' | cETL |

CORDLESS GREASE GUNS

- A well balanced design helps make hard-to reach fittings easy to service, simplifying the lubrication process.
- Planetary gearbox and reciprocating piston provide 7,000 psi and 3 oz. of grease per minute.
- Two way loading, 14 oz. grease cartridge or bulk.
- Knurled barrel for secure grip.
- Grease hose with heavy duty coupler, battery and 1 hour quick charger, heavy duty plastic storage case.

W50048

Includes two 18V batteries and a shoulder strap for easy portability.



W50014

| Item # | IP | MP | PKG | PSI | Hose | Rechargeable Battery | Input | Charger Output | Cord | Rated | |
|----------------|---------|----|-----|-----|-------|----------------------|-------------|----------------|--------------|-------|------|
| W50014* | 5-PC | 1 | 3 | CBX | 7,000 | 30" | 14.4V Ni-cd | 120V 60Hz 70W | 9.6-24V 1.5A | 6' | cETL |
| W50048* | 6-PC | 1 | 4 | CBX | 7,000 | 42" | 18V Ni-cd | 120V 60Hz 45W | 18.0V 1.3A | 6' | cUL |
| W11046* | Battery | 1 | 12 | CLM | - | - | 18V Ni-cd | - | - | - | - |

120V AIR INFLATOR

- Inflate air mattresses, rafts, or float tubes at home or on the go.
- Quickly and easily inflates or deflates large volume inflatables.
- High quality and made to last.
- Includes 3 valve adapters.
- cETL listed 3135568

Inflates a twin mattress in about 1-min.



| Item # | IP | MP | PKG | Length | AWG | Listing |
|---------------|----|----|-----|--------|------|---------|
| 60397* | 1 | 24 | CBX | 5.6' | 18/2 | cETL |

12V PORTABLE VACUUM CLEANER

- High powered suction in a compact, portable and lightweight unit.
- Washable HEPA filter captures smaller particles.
- Operates directly from a 12V outlet in your vehicle.
- On/off switch and power indicator.
- Carrying case keeps everything together for easy storage in your vehicle.



Includes 5 attachments: crevice tool, bristled brush, dust brush, 11" hose, 10" extension.

| Item # | IP | MP | PKG | Fuse | Vacuum | Noise | Length |
|---------|----|----|-----|------|---------|-------|--------|
| W50012* | 4 | 16 | CBX | 10A | 3000 Pa | 80 dB | 13.3' |

12V HEATER/DEFROSTER

- Use to quickly defrost / warm windshields and surfaces.
- Separate switches for heater, fan and LED flashlight.
- 360° swivel base for dash mounting.
- Three position heat switch.
- 15 amp in-line blade fuse.



Swing-out handle lets you use the heater as a spot defroster.

| Item # | IP | MP | PKG | Fuse | Length |
|--------|----|----|-----|------|--------|
| W5009* | 1 | 12 | CBX | 15A | 7' |

12V OSCILLATING FAN

- Unique oscillating pattern covers both the high and low zones.
- Convenient 12 volt adapter plug with 6' cord.
- Comes with clamp and plate for permanent mounting.



| Item # | IP | MP | PKG | Diameter | Fuse | Length |
|--------|----|----|-----|----------|------|--------|
| W1658* | 10 | 20 | CLM | 6" | 5A | 6' |

12V DUAL OUTLET EXTENSION CORD

- Provides additional cord length to any automotive accessory.
- Dual outlets for powering multiple devices.
- Fits standard 12V auto outlets.



| Item # | IP | MP | PKG | Length |
|--------|----|----|-----|--------|
| W1279* | 6 | 48 | CRD | 10' |

12V 1/2 IN. DR. IMPACT WRENCH

- 1/2" drive impact wrench plugs into your vehicle's 12 volt DC outlet (cigarette lighter port) and delivers up to 250 ft. pounds of torque to remove lug nuts.
- Comes with 4 impact grade, Chrome Vanadium, sockets.
- Includes: 12v Impact wrench, plastic carrying case, 2 double sided impact sockets and a spare fuse.



| Item # | IP | MP | PKG | Torque | Length | Sizes |
|---------|----|----|-----|--------------|--------|---|
| W50099* | 1 | 6 | CBX | 250 ft./lbs. | 12" | 11/16 in / 17 mm, 3/4 in / 19 mm, 13/16 in / 21 mm., 7/8 in. (23 mm.) |

CORDED HEAT GUNS

- Ideal way to strip paint and varnish, remove decals, shrink wire wraps, loosen fittings, thaw pipes and more.



W50075

- LCD readout allows you to set the desired temperature and monitor exact outgoing air temperature.
- Digitally adjusted temp range from 160 - 1020 °F (50-550 °C).
- Dual air flow settings.



W50077

- Superior coil design heats more quickly and maintains even temperature.
- Three-way switch for better control and functionality.
- Durable ABS body.
- Loop pistol grip for easy hanging.



W50076

- Powerful 2-speed 1500 watt motor easily adjust heat level from 572 - 932 °F (300 500 °C).
- Durable ABS body.



W50078

- Heavy duty die cast housing with aluminum nozzle.
- Detachable, three-position non-slip steel base for hands-free operation.
- Cool blower feature with three-position switch.
- 1" Diameter air flow nozzle.



W50073

- The one stage motor can reach up to 390°F (200°C) within a few seconds.
- Pencil-like design fits comfortably in the user's hand and weighs just over a pound.
- Included heat deflector will protect surrounding wiring while working in tight spaces.

| Item # | | IP | MP | PKG | CFM | Temp °F | Watt | Amp | Cord | | Listing |
|----------------|------------|----|----|-----|---------|---------------|-------|-----------|--------|------|---------|
| | | | | | | | | | Length | AWG | |
| W50075* | Digital | 1 | 10 | CBX | 300/500 | 160 - 1,020 | 1,500 | 0.8 - 12A | 6' | 16/2 | cETL |
| W50076* | 2-Speed | 1 | 10 | CBX | 300/500 | 572 - 932 | 1,500 | 12.5A | 6' | 16/2 | cETL |
| W50077* | Variable | 1 | 10 | CBX | 280/480 | 158 - 1,022 | 1,500 | 0.8 - 12A | 6' | 16/2 | cETL |
| W50078* | Heavy Duty | 1 | 4 | CBX | 6 | 1,000 - 1,100 | 1,600 | 13.5A | 6' | 14/3 | ETL |
| W50073* | Mini | 6 | 24 | DBL | 9.8 | 662 | 350 | 3A | 6' | 16/3 | ETL |

4 -PC HEAT GUN NOZZLE KIT

- Expand the functionality of your heat gun with these universal adapters for heat guns with 1-3/8" nozzles.
- Used for controlling the flow of air and focusing heat to the desired area.

Fits models: W50075, W50076, W50077.

Includes air spreader, reducer, scraper and deflector adapters.



| Item # | IP | MP | PKG |
|-----------------|----|----|-----|
| W50076A* | 1 | 50 | CRD |

LI-ION CORDLESS HEAT GUN

- Heats up within 10 seconds.
- Working time of 15-20 minutes.
- Recharge battery in under 2 hours.
- Integrated overheating protection circuit will power down heating elements.



| Item # | IP | MP | PKG | Temp °F | Rechargeable Battery | Charge Time |
|---------------|----|----|-----|---------|----------------------|-------------|
| W2082* | 6 | 24 | DBL | 600 | 3.6V Li-Ion 2.0Ah | 2 Hr |

SOLDERING KITS


- Nickel plated tip gives longer life and more efficient soldering.
- Built-in spotlight.
- Instant heat.
- cUL listed E231844

W2013

UL listed
E232289



W2012-1



W2019A

| Item # | IP | MP | PKG | Watt | Amp | Temp °F | Length | AWG | Listing | |
|----------|------|----|--------|----------------------------|-----|---------|--------|------|--------------------------------|--|
| W2012* | 5-PC | 6 | 24 DBL | 60W | .8A | 1,135 | 4.5' | 18/2 | cUL Gun, wire, paste, two tips | |
| W2019A* | 4-PC | 6 | 24 CBX | 85W | .7A | - | 4.5' | 18/2 | cUL Gun, wire, two tips | |
| W2013* | 2-PC | 6 | 48 CRD | 30W | - | - | 4.4' | 18/2 | UL Pencil, tool rest | |
| W2012-1* | 2-PC | 12 | 72 CRD | Replacement tips for W2012 | | | | | | |

CORDLESS SOLDERING IRON

- Heats up to working temperature in under 15 seconds and cools down instantly.
- Equivalent to an 8W soldering iron.
- LED power indicator.
- Continuous runtimes: 45 min on low, 30 min on high.

| Item # | IP | MP | PKG | Power | Temp °F | Qty. | Battery | |
|----------|----|-----|-----|-----------------|---------|------|---------|----------------|
| | | | | | | | Type | |
| W2000* | 6 | 24 | DBL | 8W* | 572 | 4 | AA | (not included) |
| W2000-1* | 24 | 288 | CRD | Replacement tip | | | | |



Includes 1g of solder (1.2mm diameter, 21cm long)

17-PC SOLDERING ACCESSORY KIT

- Soldering iron stand designed for most pencil style irons features heavy weighted base, coiled holder and solder sponge.
- Tools include solder vacuum, curved and straight tweezers, 6 double sided solder tools including straight and angled picks, chisel, tamper, pry tool, brush and flat blade.
- Replacement solder and 5 assorted replacement soldering tips: straight and angle flat, straight and angled point and chisel tip.

| Item # | IP | MP | PKG |
|--------|----|----|-----|
| W2080* | 6 | 36 | CBX |



Complete assortment of tools and accessories for most soldering applications.

LEAD FREE SOLDER

- 0.031" Rosin core solder for any application.
- Lead free solder - 99.3% tin, 0.7% copper.
- 10' (3.0m) roll in storage tube.



W3248

| Item # | IP | MP | PKG/MER | Thick |
|--------|----|-----|---------|--------|
| W3248* | 12 | 144 | Pg 320 | 0.031" |

3-IN-1 REFILLABLE SOLDER IRON

- This cordless 3-in-1 butane tool functions as a soldering iron / heat gun / torch.
- Self-ignition switch with safety lock, flame lock-on and built-in kick stand for hands-free operation.
- At only 6.5" it can easily access tight spaces.
- Control temperature by sliding the flame adjustment lever from left and right.

| Blow Torch Temp. | Solder Tip Temp. | Hot Blower Temp. |
|------------------|------------------|------------------|
| Up to 2372°F | Up to 752°F | Up to 932°F |

8 interchangeable tips: soldering tip, shaping knife, deflector for shrink tubing, bevel tip, chisel tip, long thin round tip for hard to reach places, blow torch shield and threaded insert end.




| Item # | IP | MP | PKG | Amp | Max Operating Time | Tank Capacity |
|--------|----|----|-----|-----|--------------------|---------------|
| W2081* | 12 | 36 | CBX | .8A | 30-40 mins. | 8.5ml |

LED HELPING HANDS MAGNIFIER

- Heavy duty cast iron base with pencil type soldering iron holder.
- Dual magnifiers: 2.5X, 3-1/4" acrylic magnifying lens with integrated 6X 3/4" precision lens.
- Adjustable clamps and ball joint swivel arm position and hold work at any angle.
- Two alligator clamps hold light materials steady.
- LEDs provide additional light when needed.

| Item # | IP | MP | PKG | Battery | |
|---------------|----|----|-----|---------|------|
| | | | | Qty. | Type |
| W2004* | 6 | 12 | CLM | 3 | AAA |



HELPING HANDS

- Adjustable ball joints position and hold work at any angle.
- Two alligator clamps hold light materials steady.
- 2X, 2-1/2" magnifying glass for precision work.
- Heavy duty cast iron base.

| Item # | IP | MP | PKG |
|---------------|----|----|-----|
| W2010* | 6 | 24 | DBL |

MINI FLAME THROWER

- Refillable with an adjustable flame.
- Melts solder, gold, small brazing rod, tin and much more.

| Item # | IP | MP | PKG | Temp °F |
|---------------|----|----|-----|---------|
| W2002* | 6 | 24 | DBL | 2,500 |



25-PC WOOD BURNING/ENGRAVING KIT

- Create a wide range of projects with this pyrography kit.
- Wood burner features stainless steel barrel, heat and impact resistant rubber handle and cooling fins to ensure comfort and safety.
- Dual power levels allow you to select 15W or 30W depending on the material and desired effect.
- Includes over 20 different tips and steel stencils for more accurate and consistent letters, shapes and numbers and stand for burner.
- cUL listed E496003

| Item # | IP | MP | PKG | Amp | Cord | | |
|---------------|----|----|-----|----------------|--------|-----|---------|
| | | | | | Length | AWG | Listing |
| W2001* | 6 | 24 | CAS | 0.13A or 0.25A | 4' | 18 | cUL |



HEAVY DUTY ENGRAVER

- Ideal for decorative engraving or adding security by personalizing your valuables, engraves on metal, plastic, glass, ceramics, wood & even leather.
- 9 position depth adjustment dial for fine lines to deep grooves.
- Long lasting tungsten carbide tipped steel engraving bit.
- Comfortable non-slip grip.
- 5 Minutes on/5 minutes off operating cycle.
- cETL listed 4005094

| Item # | IP | MP | PKG | Stroke (SPM) | Amp | Cord | | |
|----------------|----|----|-----|--------------|------|--------|------|---------|
| | | | | | | Length | AWG | Listing |
| W50036* | 1 | 10 | CLM | 3,600 | 0.2A | 6' | 18/2 | cETL |



CORDLESS ENGRAVERS

- Fast and easy way to protect your valuables.
- Suitable for metal, plastic, wood, leather, stone and glass.
- Includes pointed and round burrs.
- Batteries included.

| Item # | IP | MP | PKG | Battery | |
|----------------|----|----|-----|---------|------|
| | | | | Qty. | Type |
| W50035* | 6 | 48 | DBL | 2 | AA |
| 20187* | 4 | 72 | DBL | 2 | AA |



ROTARY TOOL & ACCESSORIES

SHOP/GARAGE

40-PC ROTARY TOOL SET

- Variable speed dial lets you adjust from 8,000 to 30,000 RPM.
- Lightweight design for comfort and control.
- Replaceable motor brushes extend tool life.
- Drum sanders, polishing stones, cutting wheels, buffing, drill bits, dressing stone, wrench, 10 assorted aluminum oxide grinding stones and carrying case.
- cUL listed E2305109



| | | | |
|-----------|----------------------------|---|----------------|
| | Sanding | 8 | 13/16" 60 grit |
| Disc | Cut-off | 3 | 15/16 x 0.031" |
| | | 3 | 15/16 x 0.015" |
| | Mandrel | 1 | 1/8" |
| Polishing | Felt | 1 | 1/2, 1" |
| Wheel | Mandrel | 1 | 1/8" |
| Drum | Sander | 4 | 1/2" 60 grit |
| Sleeves | Mandrel | 1 | 1/8" |
| | Drill Bits | 1 | 3/16", 1/8" |
| Addition | Collet | 1 | 1/8, 3/32" |
| | 2 Diamond wheel point 1/8" | | |

| Item # | IP | MP | PKG | No Load (RPM) | Amp | Collet | Cord Length | AWG | Listing | Overall Length |
|---------|----|----|-----|----------------|-----|------------|-------------|------|---------|----------------|
| W50031* | 1 | 10 | SLV | 8,000 - 30,000 | 1A | 1/8, 3/32" | 6' | 18/2 | cUL | 9-1/4" |

80-PC MINI ROTARY TOOL SET

- 79-pc accessory set for cutting, polishing, grinding and engraving.
- Spindle lock with 4 collet sizes 1mm, 2mm, 3/32 and 1/8".
- ETL listed 4006094 (Canada and US)



| Item # | IP | MP | PKG | No Load (RPM) | Amp | Collet | Cord Length | AWG | Listing | Overall Length |
|---------|----|----|-----|---------------|-----|------------------------|-------------|------|---------|----------------|
| W50083* | 3 | 12 | DBL | 16,000 | 7A | 1/8, 3/32" 1mm, 2mm | 3' & 3' | 24/2 | ETL | 4-3/4" |

146-PC ROTARY TOOL STONE ASSORTMENT

- Includes 19 drum sanding sleeves, large drum mandrel, small drum mandrel, 3 bristle brushes, 3 steel brushes, 5 assorted diamond grit polishing bits, 13 assorted grinding stones, 10 fiberglass cut-off wheels, buffing compound, 3 copper collets, 6 high speed cutters, screw tighten mandrel, thread screw mandrel, 36 regular cut-off wheels, 30 heavy-duty cut-off wheels, 6 polishing wheels, 2 polishing tips, 80 grit sanding wheel, 3 drill bits and 1 wet stone.



| Item # | IP | MP | PKG |
|---------|----|----|-----|
| W50037* | 4 | 16 | CAS |

89-PC ROTARY BIT ACCESSORY SET

- Everything you need to cut, grind, sand, polish, sharpen and clean
- 2 sided flip case with crystal clear lids so you can easily find the needed bit
- For 1/8 inch collet rotary tools such as Performance Tool item number W50031, W50083 and W50003.



| Item # | IP | MP | PKG |
|--------|----|----|-----|
| W9042* | 4 | 24 | LAB |

RETRACTABLE CORD REELS

- Great for use in any garage, workshop or job site!
- Heavy duty retractable cord reel with impact resistant housing.
- Triple tap grounded outlet provide up to 15 amp of power.
- Automatic roller guide ensures smooth and even recoil.
- Spring loaded auto-rewind.
- Wall mount and hardware included.

Adjustable cord stopper

No-snap rollers reduce wear

W2273

50' 16 gauge cord with polarized plug and 3 grounded 10 AMP outlets.



W2278

40' 12 gauge cord with polarized plug and 3 grounded 15 AMP outlets.

| Item # | IP | MP | PKG | Length | Type | Amp | Lead |
|---------------|----|----|-----|--------|-----------|-----|------|
| W2273* | 1 | 4 | CBX | 50' | 16/3 SJTW | 10 | 4' |
| W2278* | 1 | 4 | CBX | 40' | 12/3 SJTW | 15 | 2' |

25 FT. RETRACTABLE CORD REEL

- Retractable cord reel for extended range.
- Ideal for the professional or at home user.
- Durable steel housing.
- Spring loaded auto-rewind.
- Mounting brackets included.
- UL listed E234282



| Item # | IP | MP | PKG | Length | Plug | Amp | Listing | Lead |
|---------------|----|----|-----|--------|-----------|-----|---------|------|
| W2272* | 1 | 4 | CBX | 25' | 16/3 SJTW | 10 | UL | 3' |

20 FT. RETRACTABLE CORD REEL

- Retractable cord reel for extended range.
- Ideal for a garage, shed, smaller size shop.
- Impact resistant housing.
- Spring loaded auto-rewind.
- Includes mounting hook.
- cETL listed 3090498




| Item # | IP | MP | PKG | Length | Plug | Amp | Listing | Lead |
|---------------|----|----|-----|--------|-----------|-----|---------|------|
| W2275* | 1 | 6 | CBX | 20' | 18/3 SJTW | 8 | cETL | 4' |

20' cord with polarized plug and 3 grounded 8 amp outlets.

EXTENSION CORDS

- Vinyl covering protects against moisture, abrasion, and direct sunlight and is suitable indoor/outdoor use.
- Three-prong plug, grounded for safety.
- High visibility orange, with single outlet.
- 13 Amp max rating.
- cUL listed E218475



| Item # | IP | MP | PKG | Length | Gauge | Amp | Listing |
|--------|----|----|-----|--------|-------|-----|---------|
| W2270* | 3 | 12 | SLV | 25' | 16 | 13 | cUL |
| W2271* | 3 | 12 | SLV | 50' | 16 | 13 | cUL |
| W2277* | 2 | 4 | SLV | 100' | 16 | 10 | cUL |

CORD REEL

- 11" diameter cord storage reel.
- Heavy duty impact resistant housing.
- Holds up to 150 foot 16GA or 100 foot 12GA cord.

Wall mounting holes



Cord sold separately.

| Item # | IP | MP | PKG |
|--------|----|----|-----|
| W2274* | 6 | 6 | BLK |

HOSE & CORD CARRY STRAP

- Holds extension cords, air hoses, water hoses or cables up to 3" in diameter.
- Adjustable to two different sizes.
- Easy to carry handle with built hang hole.
- Great for easy carrying or organizing.



Hose sold separately.



| Item # | IP | MP | PKG |
|--------|----|-----|---------------|
| W467* | 6 | 120 | CRD Pg 322 |

JUMBO CARABINERS

- Hundreds of uses.
- Lightweight aluminum construction.
- Ergonomic soft grip handle.



| Item # | IP | MP | PKG | Size |
|--------|----|----|------------|------|
| W461* | 8 | 48 | CRD | 5" |
| 20197* | 5 | 30 | Pg 324 | 5" |
| W463* | 6 | 48 | CRD/Pg 324 | 7" |



ALUMINUM CLAMP LIGHT

- Adjustable ball joint for easy positioning.
- Steel clamp with scratch resistant vinyl sleeve.
- Rated for up to a 100-watt incandescent bulb.
- On/Off switch.
- cUL listed E156161



Incandescent bulb sold separately.

| Item # | IP | MP | PKG | Length | AWG | Bulb | Listing | Diameter |
|---------------|----|----|-----|--------|------|------|---------|----------|
| W2263* | 3 | 12 | SLV | 6' | 18/2 | 100W | cUL | 8-1/2" |

METAL FRAME DROP LIGHT

- Reflective galvanized metal lamp shield with hang hook.
- Impact resistant handle with durable push on/off switch.
- Uses up to 75 watt incandescent bulb.
- cUL listed E240972



| Item # | IP | MP | PKG | Length | AWG | Bulb | Listing |
|---------------|----|----|-----|--------|------|------|---------|
| W2260* | 3 | 12 | SLV | 25' | 18/2 | 75W | cUL |

PLASTIC DROP LIGHT

- Non-metallic bulb guard with integrated swivel hook.
- Rated for up to a 75-watt Incandescent bulb.
- Impact resistant housing.
- cUL listed E240972



| Item # | IP | MP | PKG | Length | AWG | Bulb | Listing |
|---------------|----|----|-----|--------|------|------|---------|
| W2261* | 3 | 12 | SLV | 6' | 18/2 | 75W | cUL |

DUAL 12V PLASTIC DROP LIGHT

- Non-metallic bulb guard with integrated swivel hook.
- Dual 12V power supply options: battery clamps and 12V outlet.
- Impact resistant housing.
- Includes heavy duty service bulb.
- cUL listed E240972



| Item # | IP | MP | PKG | Length | Bulb | Listing |
|---------------|----|----|-----|--------|------|---------|
| W2262* | 6 | 24 | SLV | 20' | 50W | cUL |

ROUGH SERVICE LED LIGHT BULBS

- Energy efficient replacement to standard incandescent or CFL light bulbs.
- Fits most standard A19/E26 & A21/E26 type sockets.
- Specifications: input voltage 110-265V AC; CRI 80Ra; 2700K color temperature; 50-60Hz; minimum lifetime of 3600 hours.
- Instant on, no warm up time and dimmable.



| Item # | IP | MP | PKG | Lumens | Bulb Equivalent |
|---------------|----|----|-----|--------|-----------------|
| W2282* | 10 | 50 | CBX | 1200 | 75W |
| W2283* | 10 | 50 | CBX | 1500 | 100W |

CORDED DROP LIGHTS

SHOP/GARAGE

13W CFL WORK LIGHT

- Cool running, 13-Watt bulb provides up to 10,000 hours of use.
- Impact, moisture and chemical resistant housing.
- Electronic ballast for no flicker cold starts.
- Dual hooks for hands-free lighting.
- Heavy duty switch.
- cUL listed E240972

Powerful magnet for additional mounting options.



| Item # | IP | MP | PKG | Bulb CFL | Length | AWG | Listing | Overall Length |
|---------------|----|----|-----|----------|--------|------|---------|----------------|
| W2251* | 1 | 6 | SLV | 13W | 6' | 16/2 | cUL | 14-7/8" |

30 LED WORK LIGHT

- 30 Bright white LEDs never need replacing.
- Impact, moisture and chemical resistant housing.
- Magnet and dual hooks for hands-free lighting.
- Heavy duty switch.
- cUL listed E240972

Powerful magnet for additional mounting options.



| Item # | IP | MP | PKG | LED | Length | AWG | Listing | Overall Length |
|---------------|----|----|-----|-----|--------|------|---------|----------------|
| W2250* | 1 | 4 | SLV | 30 | 6' | 18/2 | cUL | 14-7/8" |

LED DROP LIGHTS

- All the durability of a traditional drop light with the efficiency of LED technology.
- Impact resistant handle with non-slip rubber grip.
- Powder coated metal lamp shield with swivel hang hook.
- US Patent D883560



20ft 22GA cord with 12V plug and battery clamp adapter

W2238

- Features magnetic bracket.
- USB port on the bottom of the handle to charge your phone, tablet or other device while you work.

W2237



25ft 18GA grounded cord with built-in 120V outlet (500W MAX)

| Item # | IP | MP | PKG | LED | Lumens | AWG | Length |
|---------------|------|----|-----|-----|--------|-------|--------|
| W2237* | 120V | 4 | 16 | LAB | 30 | 1,000 | 18/3 |
| W2238* | 12V | 4 | 16 | LAB | 30 | 1,600 | 20' |

1200+ LM LED DROP LIGHTS

- All the durability of a traditional drop light with the efficiency of LED technology.
- Impact resistant handle with non-slip rubber grip.
- Powder coated metal lamp shield with swivel hang hook.
- US Patent D883560

- Features magnetic bracket.
- Built-in lithium ion batteries provide cordless operation for up to two hours.
- Dual built-in 18650 2200mAh cells, 3.7V, 3.6A, 0.9A input current.
- Includes 1M (39 inch) micro USB charging cable.



W2240

W2242
W2240
Drop Light
& W2240C
Charging
Base

- Screw holes on the back for mounting to a wall.
- Specifications: Input voltage AC110V-220V, 50/60Hz; Output: 5V DC @ 1A; Charging time: 5-6 hours



W2240C



| Item # | | IP | MP | PKG | LED | Lumens | Rechargeable Battery | |
|----------------|----------------|----|----|-----|-----|--------|----------------------|-------|
| W2240* | RECHARGEABLE | 4 | 16 | LAB | 30 | 1,200 | Li-ion | 18650 |
| W2240C* | CHARGING BASE | 6 | 48 | CBX | 30 | - | - | - |
| W2242* | W2240 & W2240C | 1 | 16 | CBX | 30 | 1,200 | Li-ion | 18650 |

24 LED RECHARGEABLE WORK LIGHT

- Cordless or corded operation.
- 24 Super bright white LEDs.
- 360° swivel hanging hook and heavy duty magnet.
- 4-5 hour continuous run time.
- Includes 12V car charger, 120V wall charger, charging base and built-in Ni-Mh Battery pack.



| Item # | IP | MP | PKG | LED Count | Battery | Charge Time | Listing | Overall Length |
|--------------------|----|----|-----|-----------|---------|-------------|---------|----------------|
| W2480-BULK* | 1 | 12 | WBX | 24 | Ni-Mh | 3-4 Hr | cUL | 11-3/4" |

CORDED WORK LIGHTS

SHOP/GARAGE

L.E.D. WORK LIGHTS

- Ultra high output of more than 1,000 lumens.
- Wide angle LEDs distribute large flood beam of light.
- Foam covered handle and heat conductive body (except on W2239).
- SMD* LED technology means unit stays cool enough to touch.
- Insulated on/off switch.



| Item # | IP | MP | PKG | LED | | Beam Distance | Peak Intensity | Cord | | Listing | Assembled | | |
|--------|----|----|-----|-------|--------|---------------|----------------|--------|-----|---------|-----------|--------|---------|
| | | | | Count | Lumens | | | Length | AWG | | W | D | H |
| W2401* | 6 | 12 | CBX | 12 | 1,030 | 65m | 1,050cd | 16" | 18 | - | 6-1/4" | 5-1/2" | 9" |
| W2402* | 1 | 8 | CBX | 46 | 2,138 | - | - | 6' | 18 | cETL | 9" | 7" | 11-3/4" |
| W2230* | 1 | 8 | CBX | 14 | 1,186 | 47.2m | 556cd | 5' | 18 | cETL | 7-1/2" | 6-3/4" | 12-1/2" |
| W2239* | 4 | 8 | CBX | 52 | 2,633 | 66m | 1,083cd | 6' | 18 | cETL | 7" | 5-3/4" | 11" |

PORTABLE 500W WORK LIGHT

- Tempered glass lens with metal safety cage.
- Durable powder coated finish.
- Foam covered S-handle.
- Weather proof On/Off switch.
- cUL listed E229796.




Replacement 500W halogen bulb. 120 Volt. For use with Performance Tool Work light model W2264.



| Item # | IP | MP | PKG | Cord | | | Assembled | | | | |
|-------------|----|----|-----|------------|-----|---------|-----------|----|---------|--|--|
| | | | | Length | AWG | Listing | W | D | H | | |
| W2264* | 1 | 8 | CBX | 12" | 18 | cUL | 8-3/4" | 9" | 12-1/4" | | |
| W2280* 2-PK | 6 | 48 | CRD | 2-PK Bulbs | | | | | | | |

FIREPOINT X 1200 LM LI-ION WORK LIGHT

- Produces over 1200 lumens of bright white light.
- LED technology means unit stays cool enough to touch.
- Pivoting handle can be used as a stand or hanging/carrying and includes a snap-on hook.
- Wide angle LEDs distribute large flood beam of light.
- Specs: 1206 lumens on high, 606 lumens on low, 2 hour runtime on high, 4 hour runtime on low.



Battery

| | | |
|--------|----|----|
| Li-Ion | 5V | 2A |
|--------|----|----|

| Item # | IP | MP | PKG | Lumens | W | D | H |
|---------------|----|----|-----|--------|--------|--------|--------|
| W2234* | 6 | 24 | CRD | 1,206 | 7-1/2" | 1-1/2" | 4-3/4" |

1000 LM LI-ION L.E.D. WORK LIGHT

- Ultra high output of more than 1000 lumens.
- LED technology means unit stays cool enough to touch.
- Wide angle LEDs distribute large flood beam of light.
- Textured reflector distributes light more evenly.
- Rechargeable lithium ion battery with USB charging cable.



Battery

| Li-Ion | 3.6V | 2.5A | Assembled | | |
|--------|------|------|-----------|--------|----|
| | | | W | D | H |
| | | | 6-1/4" | 5-1/2" | 9" |


| Item # | IP | MP | PKG | LED Count | Lumen | Beam Distance | Peak Intensity | Run time |
|---------------|----|----|-----|-----------|-------|---------------|----------------|----------|
| W2406* | 6 | 12 | CBX | 12 | 1,020 | 61m | 924cd | 1.5 Hr |

500 LM LI-ION UNDERHOOD L.E.D. WORK LIGHT

- Wide angle LEDs provide over 500 lumens of flood light.
- Counterbalanced to always shine light downward where you need it.
- Padded hooks prevent scratching or denting.
- Magnets and hooks on back for added versatility.
- High and low beam settings.
- US Patent D882137



Powered by 18650 Li-Ion battery, or direct plug in via USB cable (both included).



Retractable steel wires with end hooks to fit almost any size hood.

Unique design spans up to a 78" wide hood, yet takes up less than 18" of space in your tool box.



| Item # | IP | MP | PKG | LED Count | Lumens | Beam Distance | Peak Intensity | Run time | Rechargeable Battery | Overall Length |
|---------------|----|----|-----|-----------|----------------|---------------|----------------|----------|----------------------|----------------|
| W2404* | 4 | 24 | CRD | 8 | 513 H 256 L | 60m | 924cd | 1.25 Hr. | Li-Ion 18650 | 18" |

SPOT LIGHTS

SHOP/GARAGE

LI-ION SPOTLIGHT

- High capacity Lithium Ion rechargeable battery.
- Powerful quartz halogen bulb.
- High impact ABS housing with protective lens bumper.
- Comfort pistol grip with trigger lock and wrist strap.
- Includes both a car charger and household charger.
- LED charge indicator light with auto shutoff.
- Integrated rechargeable battery - No batteries required.



| Item # | IP | MP | PKG | Reflector Diameter | Candle Power | Color | Halogen Bulb | Battery | Run Time | Charge Time |
|--------|----|----|-----|--------------------|--------------|-------|--------------|---------|----------|-------------|
| W2435* | 1 | 4 | DBL | 3" | 2 million | Grey | 4V 25W | Li-Ion | 1 Hr. | 6-8 Hr |

LEAF CAMO RECHARGEABLE SPOTLIGHT

- High power quartz halogen bulb.
- Durable ABS housing with camo finish.
- Non-skid rubber bezel protector.
- Red and amber lenses included.
- Locking trigger switch for hands free use.
- Convenient built-in hanger.
- Charging indicator light.



| Item # | IP | MP | PKG | Reflector Diameter | Candle Power | Color | Halogen Bulb | Battery |
|--------|----|----|-----|--------------------|--------------|-----------|--------------|---------|
| W2425* | 4 | 8 | CLM | 4-1/4" | 2 million | Leaf Camo | H3 55W | 6V 4Ah |

RECHARGEABLE SPOTLIGHTS


- Comfort grip with built-in hanging hook and tripod hole.
- High power quartz halogen bulb.
- Rechargeable sealed lead acid battery.
- Lockable trigger switch for hands free use.
- LED charge indicator light.
- Includes both a car charger and household charger.



| Item # | IP | MP | PKG | Reflector Diameter | Candle Power | Color | Halogen Bulb | Battery |
|--------|----|----|-----|--------------------|--------------|-------|--------------|---------|
| W2409* | 1 | 8 | CBX | 4-1/4" | 1 million | Black | H3 55W | 6V 4Ah |
| W2432* | 1 | 8 | CBX | 4-1/4" | 1 million | Camo | H3 55W | 6V 4Ah |
| W2433* | 1 | 8 | CBX | 4-1/4" | 2 million | Black | H3 55W | 6V 4Ah |

LI-ION LED CLIP FLEX LIGHT


- Low profile light bar provides 200+ lumens of warm white light.
- Flexible neck allows you to position light wherever you need it.
- Spring loaded clip features non-marring rubber padding and attaches to any object up to 1 inch (25mm) thick.
- Great for reading, attaching to a clipboard, tray table, tool box or work bench and more.
- Comes in counter display merchandiser.



| Item # | IP | MP | PKG | Run time | Rechargeable Battery |
|---------------|----|----|-----|----------|----------------------|
| W9209* | 10 | 40 | CRD | 3 Hr. | Li-Ion 523450 |

5 LED MINI HEAD LAMP

- Adjustable elastic headband.
- Adjusts 90 degrees for use anywhere.
- Easy on and off, just twist.
- Spring loaded clip attaches to hats and other thin items.
- Batteries included.



| Item # | IP | MP | PKG | Battery | |
|---------------|----|----|-----|---------|--------|
| | | | | Qty. | Type |
| W2393* | 8 | 72 | CLM | 2 | CR2032 |

PEN LIGHT

- Super bright bulb.
- Convenient pocket clip
- Batteries included.



| Item # | IP | MP | PKG | Battery | |
|---------------|----|-----|-----|---------|------|
| | | | | Qty. | Type |
| W2416* | 12 | 144 | CRD | 2 | AAA |

L.E.D. KEY CHAIN FLASHLIGHT

- Energy efficient Nichia LED never needs replacing!
- Rubber on/off push button. Water resistant.
- Batteries included.



| Item # | IP | MP | PKG | Length | Battery | | | Colors |
|---------------|----|-----|-----|--------|---------|------|--------------------------|--------|
| | | | | | Qty. | Type | | |
| W2375* | 16 | 128 | BLK | 2-3/4" | 3 | AG13 | Red, Blue, Black, Silver | |

LIFT EQUIPMENT

SHOP/GARAGE

2 TON FLOOR JACK & SETS

- 4,000 lbs. capacity jack, maximum height 13", swivel casters for easy positioning. Heavy duty steel lifting arm. Lightweight for fast positioning. Tough enamel finish.
- Ratcheting style 4,000 lbs. capacity jack stands.

W1606



| Item # | IP | MP | PKG | | Lift Range | Pumps (max height) | L | W | H | |
|--------|---------------|----|-----|-----|------------|-----------------------|----|----------|----------|---------|
| W1606* | Jack Only | 1 | 1 | CBX | Jacks | 5-1/4 to 13" | 42 | 17" | 8" | 5-1/2" |
| W1605* | Jack & Stands | 1 | 1 | CBX | Stands | 10-3/4 to 16-3/8" | - | 6-11/16" | 6-15/16" | 16-3/8" |

FLOOR JACKS

- Swivel casters for easy positioning.
- Durable flanged steel frame.
- Great for cars and light duty trucks.

W1614
Carry handle
included.



W1612



Rapid lift feature allows you to quickly raise jack into position under the vehicle.

W1616



Carry handle
included.

W1611



Blow molded plastic case.

Carry handle
included.

W1640



W1617



| Item # | Capacity | IP | MP | PKG | Lift Range | Pumps (to max height) | Base | |
|--------|------------|-----------|----|-----|------------------|--------------------------|---------|---------|
| | | | | | | | Length | Width |
| W1614* | 2 Ton | 1 | 1 | CBX | 5-1/4 to 15-1/2" | 45 | 17" | 8" |
| W1611* | Blow Case | 2-1/4 Ton | 1 | 1 | CBX | 45 | 17" | 8" |
| W1640* | 2-1/2 Ton | 1 | 1 | CBX | 5 to 15-1/2" | 42 | 21-5/8" | 8" |
| W1612* | 2-1/2 Ton | 1 | 1 | CBX | 5 to 19-1/4" | 22 | 28-3/4" | 14" |
| W1616* | Rapid Lift | 3 Ton | 1 | 1 | CBX | 21 | 27" | 13-1/2" |
| W1617* | 3 Ton | 1 | 1 | CBX | 5-1/2 to 21-1/4" | 18 | 28-1/2" | 13-5/8" |

LOW PROFILE GARAGE JACKS

- Double-pump mechanism for quick lifting.
- Rubber saddle pad.
- Durable flanged steel frame.
- Swivel caster for easy maneuvering.
- Great for cars and light trucks.



Dual Pistons

| Item # | IP | MP | PKG | Lift Range | Pumps (to max height) | Base | | |
|---------------|-----------|----|-----|------------|--------------------------|--------|---------|---------|
| | | | | | | Length | Width | |
| W1642* | 2 Ton | 1 | 1 | CBX | 2-3/4" to 20" | 18 | 26-1/2" | 13-1/2" |
| W1627* | 3-1/2 Ton | 1 | 1 | CBX | 4 to 20-1/2" | 19 | 28" | 14-1/4" |
| W1645* | 3-1/2 Ton | 1 | 1 | CBX | 3-1/2 to 20-1/2" | 19 | 28-3/8" | 15" |

12V ELECTRIC 2-TON SCISSOR JACK

- Ideal for emergency roadside tire changes.
- Designed for compact to medium size vehicles only.
- Push button controller with extra long 12' cord.
- Compact size for easy transport and storage.
- Included: Jack, carrying case, emergency hand crank, and three extra fuses.



| Item # | IP | MP | PKG | Lift Range | Base Plate | | Specs | Cord |
|---------------|----|----|-----|------------|------------|----|-------------|------|
| | | | | | W | L | | |
| W1609* | 1 | 4 | CBX | 5 to 14" | 5" | 7" | 12V 11A 75W | 12' |

1-1/2 TON SCISSOR JACK

- Oversized base for added stability and support.
- Precision threaded shaft.
- Sturdy steel construction.



| Item # | IP | MP | PKG | Lift Range | Base Plate | |
|---------------|----|----|-----|------------|------------|-----|
| | | | | | W | L |
| W1600* | 1 | 4 | CBX | 4 to 15" | 4-7/8" | 15" |

| | Capacity | |
|-----|----------|-------|
| | W1600 | W1609 |
| 14" | 3,000 | 4,000 |
| 10" | 1,800 | 2,400 |
| 8" | 1,200 | 1,600 |
| 6" | 900 | 1,200 |

LIFT EQUIPMENT

SHOP/GARAGE

BOTTLE JACKS

- Heat treated critical stress areas ensure long life performance.
- Steel lifting saddle cleated for load gripping power.
- Two piece pump handle.
- Ideal for auto, truck service, farm and shop use.

Folding handle.

**W1643/
W1644**
Patented Bypass device for safety.



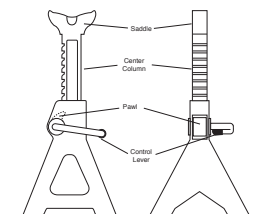
W1636/W1637
Folding handle.
Heavy duty base.

**W1621
through
W1633**

| Item # | Capacity | IP | MP | PKG | Lift Range | Saddle Diameter | Base | | Wt. |
|---------------|---------------|----|----|-----|-------------------|-----------------|----------|----------|-------|
| | | | | | | | W | D | |
| W1621* | 2 Ton | 1 | 6 | CBX | 7-1/8 to 13-1/2" | 5-3/64" | 3-15/32" | 3-25/32" | 5.95 |
| W1623* | 4 Ton | 1 | 6 | CBX | 7-5/8 to 14-5/8" | 1-5/64" | 3-5/8" | 3-15/16" | 7.7 |
| W1625* | 6 Ton | 1 | 4 | CBX | 8-1/2 to 16-1/4" | 1-7/32" | 3-55/64" | 4-21/64" | 9.9 |
| W1628* | 8 Ton | 1 | 4 | CBX | 9 to 18" | 1-11/32" | 4-3/32" | 4-5/8" | 13.2 |
| W1632* | 12 Ton | 1 | 4 | CBX | 9-1/4" 18-1/2" | 1-21/32" | 4-5/8" | 5-9/32" | 17.15 |
| W1633* | 20 Ton | 1 | 2 | CBX | 9-1/2 to 17 3/4" | 1-13/16" | 5-45/64" | 5-63/64" | 24.2 |
| W1636* | 30 Ton | 1 | 2 | CBX | 11-1/4 to 18-1/4" | 2-1/8" | 5-7/64" | 6-3/4" | 39.6 |
| W1637* | 50 Ton | 1 | 1 | CBX | 11-3/4 to 18-7/8" | 3-17/64" | 6-7/8" | 8-5/8" | 72.6 |
| W1643* | 12 Ton Shorty | 1 | 2 | CBX | 6-5/8 to 13" | 1-11/16" | 5-5/16" | 5-25/64" | 14.1 |
| W1644* | 20 Ton Shorty | 1 | 2 | CBX | 7-1/2 to 13-1/8" | 1-13/16" | 6-1/8" | 6-1/4" | 20.9 |

JACK STANDS

- High-grade steel with for quality and durability.
- Large saddle surface area provides better contact.
- Ratchet style for easy adjustments.
- Tough enamel finish.



DOUBLE LOCK JACK STANDS

- Heavy duty steel construction.
- Large saddle for easy placement.
- Unitized frame construction for a wide base and added stability.



| Item # | Capacity | IP | MP | PKG | Lift Range | Steps/ Locks | Base | | Wt. |
|----------------|---------------|----|----|-----|----------------------|-----------------|----------|-----------|------|
| | | | | | | | W | D | |
| W41021* | 2 Ton (Pair) | 1 | 2 | CBX | 10-3/4 to 16-3/8" | 10 | 6-11/16" | 6-15/16" | 11.1 |
| W41022* | 3 Ton (Pair) | 1 | 2 | CBX | 11-1/4 to 16-3/4" | 10 | 6-7/8" | 7-5/8" | 14.0 |
| W41023* | 6 Ton (Pair) | 1 | 2 | CBX | 15-1/2 to 23-3/4" | 10 | 9-5/8" | 10-15/16" | 29.0 |
| W41002* | 2 Ton (Pair) | 1 | 2 | CBX | 10-7/8 to 16-1/2" | 10 | 6-11/16" | 6-15/16" | 12.8 |
| W41004* | 3 Ton (Pair) | 1 | 2 | CBX | 11-1/4 to 16-3/4" | 10 | 6-7/8" | 7-5/8" | 15.1 |
| W41006* | 6 Ton (Pair) | 1 | 1 | CBX | 15-5/16 to 23-13/16" | 12 | 9-3/8" | 10-3/4" | 36 |
| W41012* | 12 Ton (Pair) | 1 | 1 | CBX | 18-5/16 to 28" | 12 | 11-1/8" | 11-3/4" | 63 |

RUBBER WHEEL CHOCK

- Ideal to keep your vehicle or trailer in place in any climate.
- All weather construction with rubber traction pad.
- Oil resistant non-slip surface provides superior traction.
- Weighs less than 5 pounds.
- 45° slope angle.



| Item # | IP | MP | PKG | | W | D | H |
|---------|----|----|-----|---------------|--------|--------|----|
| W41001* | 1 | 8 | LAB | Wheel Contact | 6-1/2" | 6-7/8" | - |
| | | | | Base | 8-1/4" | 6-7/8" | 6" |

2-PC PLASTIC WHEEL CHOCKS

- Safety device for use with ramps or other lifting devices.
- Keeps tires from rolling.
- Heavy duty ABS plastic.



| Item # | IP | MP | PKG | | W | D | H |
|---------|----|----|-----|---------------|--------|--------|--------|
| W41000* | 1 | 48 | WBX | Wheel Contact | 7" | 4-1/2" | - |
| | | | | Base | 8-1/8" | 5-5/8" | 4-1/2" |

2-PC WHEEL DOLLY

- Move your car, riding mower, trailer and much more in any direction with just a push.
- Makes storage and service and restoration easier.
- 1,000 lbs. capacity per dolly.
- 3-1/2" cast iron swivel ball bearing casters.
- Accepts tires up to 14" wide.



| Item # | IP | MP | PKG | W | D | H |
|---------|----|----|-----|---------|---------|--------|
| W54013* | 1 | 1 | CBX | 23-1/2" | 15-1/2" | 5-1/2" |

ADJUSTABLE WHEEL STEP

- Non-slip surface.
- Fits tires up to 13" wide.
- 300 lbs. rated capacity.

4 position height adjustments
 - 3-1/8"
 - 5-1/2"
 - 7-5/8"
 - 10-1/4"



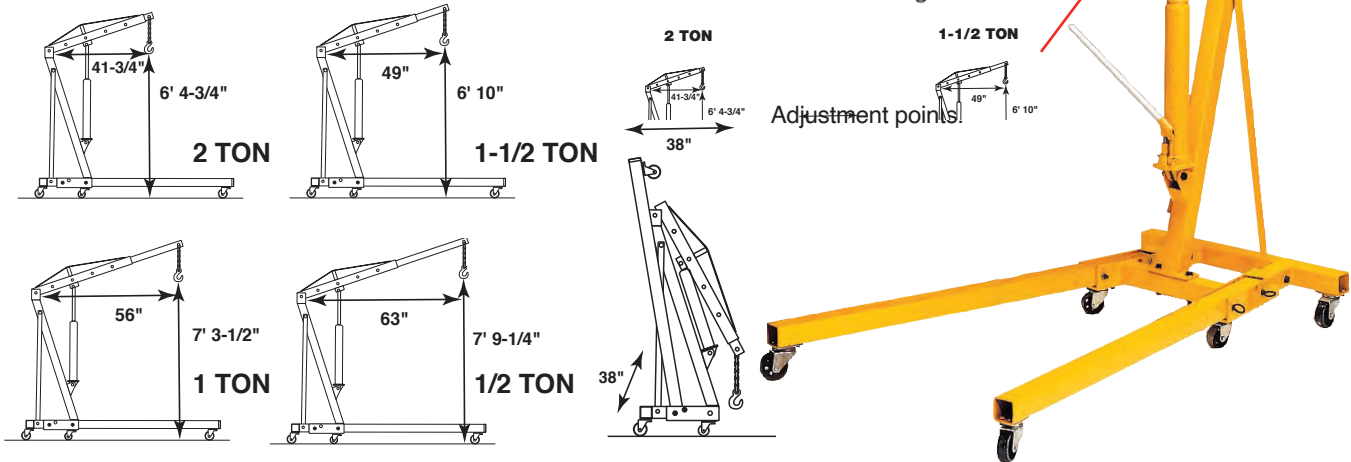
| Item # | IP | MP | PKG | | W | D | H |
|---------|----|----|-----|--------|---------|---------|---------|
| W41039* | 1 | 1 | CBX | Folded | 21-1/2" | 9" | 3-7/8" |
| | | | | Open | 21-1/2" | 20-1/2" | 14-1/8" |

ENGINE LIFT & SUPPORT

SHOP/GARAGE

2 TON FOLDING ENGINE CRANE

- 4,000 lbs. capacity.
- Adjustable boom with chain and hook.
- Legs fold up for easy storage.



| Item # | IP | MP | PKG | Range | Height | Boom | Dimension | W | D | H | Wt. |
|----------------|----|----|-----|-----------------------|---------|---------|-----------|---------|---------|---------|-----|
| W41029* | 1 | 1 | CBX | @4,000 lbs. | 75-1/4" | 41-3/4" | Assembled | 69" | 36" | 58-1/2" | 230 |
| | | | | @500 lbs. | 90-3/4" | 63" | Folded | 25-1/2" | 33-1/2" | 63-1/4" | |
| W41027* | 1 | 2 | LAB | 8 Ton Replacement Ram | | | | | | 24" | 30 |

3/4 TON ENGINE HOIST LEVELERS

- Drop forged steel construction.
- Crank handle for fast adjustments.
- Heat treated chain and hooks.
- Fully adjustable with threaded rod and 3 position chain mount holes.



| Item # | IP | MP | PKG | W | H | Chain & Hook |
|----------------|----|----|-----|------------|---------|--------------|
| W41036* | 1 | 6 | CBX | W/ Handle | 20-3/4" | 4 12" |
| W41030* | 1 | 6 | CBX | W/O Handle | 18-1/4" | 4 12" |

ENGINE LIFT CHAIN

- Assists in lifting most engines & heavy components from chassis.
- Heat treated alloy steel.


| Item # | IP | MP | PKG | Capacity | Chain | Overall |
|----------------|----|----|-----|------------|-------|---------|
| W41032* | 6 | 24 | CLM | 1,000 lbs. | 24" | 28" |



ENGINE LIFT PLATES

- Universal design fits more than 90% of common applications including Dominator* manifolds.
- Makes removing or installing engines with or without the transmission easy.

| Item # | IP | MP | PKG | Capacity | W | D |
|----------------|----|----|-----|------------|---------|--------|
| W41034* | 8 | 16 | CLM | 1,000 lbs. | 6-5/8" | 6-1/2" |
| W41041* | 2 | 6 | WBX | 1,000 lbs. | 20-1/8" | 6" |
| W41042* | 2 | 6 | WBX | 1,000 lbs. | 15-1/8" | 4-1/4" |



*Dominator is a registered trademark of Holley Performance Products, Inc.

ADJUSTABLE ENGINE SUPPORT

- Works on front wheel drive vehicles when the engine needs to be suspended.
- Adjustable extension arms with protective feet straddle the inner fender wells.
- Adjustable width from 40 to 54".
- Center support screw has a travel of up to 12".



| Item # | IP | MP | PKG | Capacity | W | D | H |
|----------------|----|----|-----|----------|---------|--------|--------|
| W41018* | 1 | 1 | LAB | 700 lbs. | 44-1/2" | 2-3/8" | 7-1/8" |

ENGINE STANDS & MOVER

- Rugged heavy gauge tubular steel construction.
- Head rotates 360 degrees and locks in 6 positions.
- Securely holds most foreign and domestic engine blocks.
- Fully adjustable mounting head assembly.
- Stable 4 wheel design, 2 with swivel.



W41037

Adjustable width and depth for most engines. Includes cam buckle straps.



W41025



W41031

Sturdy metal parts tray.

| Item # | IP | MP | PKG | Capacity | W | D | H | Wt. | |
|----------------|-------------------|----|-----|----------|------------|----------|----------|----------|----|
| W41025* | I-Shape | 1 | 1 | CBX | 1,000 lbs. | 30-5/8" | 30-1/2" | 33-7/16" | 48 |
| W41031* | U-Shape with Tray | 1 | 1 | CBX | 1,250 lbs. | 34-1/4" | 33-7/16" | 35-5/8" | 57 |
| W41037* | Mover | 1 | 1 | CBX | 750 lbs. | 20-5/16" | 17-3/4" | 13-5/32" | 22 |

1 TON CHAIN HOIST

- Heavy duty construction.
- Heat treated bushings and bearings.
- 8' lift range.



| Item # | IP | MP | PKG | Capacity |
|-----------------|----|----|-----|------------|
| W4005DB* | 1 | 2 | CBX | 2,000 lbs. |

TRANSMISSION JACKS

SHOP/GARAGE

TRANSMISSION ADAPTER

- Converts floor jacks into transmission jacks.
- Fits all jacks with 1-5/32" removable saddle shaft.
- Tilts forward and back and includes safety chain.

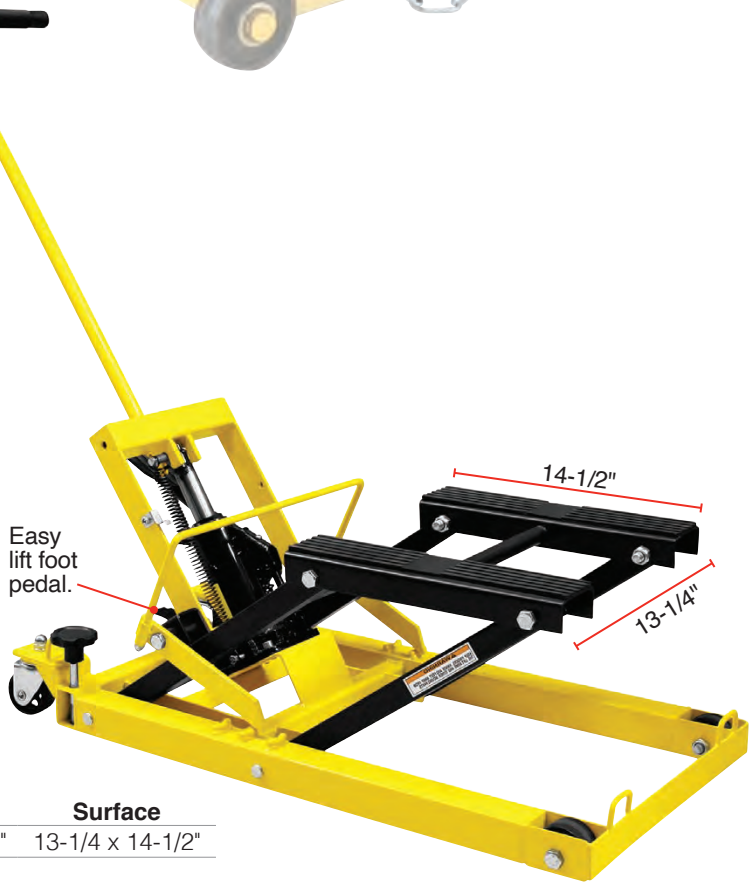
| Item # | IP | MP | PKG | Capacity |
|---------|----|----|-----|----------|
| W41044* | 1 | 1 | CBX | 300 lbs. |



MULTI-PURPOSE JACK

- Versatile, compact unit for lifting motorcycles, lawn mowers, ATV's golf carts, jet skies and more.
- Leveling bolts ensure stability.
- Three position locking levers.
- Non-slip rubber foot pedal.
- Easy to roll steel swivel casters.

Four 6' cam buckle tie down set included.



| Item # | IP | MP | PKG | Capacity | Lift Range | Surface |
|---------|----|----|-----|----------|------------------|------------------|
| W41035* | 1 | 1 | CBX | 3/4 Ton | 4-3/4 to 16-1/2" | 13-1/4 x 14-1/2" |

SNOWMOBILE DOLLY

- Rubber covered top for secure moving.
- Heavy duty 2" casters.
- 1500 lbs. capacity.



| Item # | IP | MP | PKG | Capacity | Surface |
|---------|----|----|-----|------------|----------------|
| W41061* | 1 | 1 | CBX | 1,500 lbs. | 7-5/8 x 7-3/4" |

SHOP PRESSES

- Great for straightening, stamping, bending and pressing any component that is hard to handle.
- Rugged heavy gauge tubular steel construction.
- Remote pressure cylinder with relief valve.
- Includes a 4" liquid-filled pressure gauge with dual metric/tons pressure readings.
- Up to 9 adjustable height positions
- Some assembly required.



| Item # | IP | MP | PKG | Continuous Force | Adjust Points | Bed Opening | Bed Depth | Working Range | Stroke Length | Dimensions | | | Wt. |
|----------------|----|----|-----|------------------|---------------|-------------|-----------|---------------|---------------|------------|---------|-----|-----|
| | | | | | | | | | | W | D | H | |
| W41062* | 1 | 1 | WBX | 12 Ton | 7 | 20" | 7" | 35-3/4" | 7" | 27-1/2" | 19-3/4" | 65" | 152 |
| W41063* | 1 | 1 | WBX | 20 Ton | 9 | 19-1/2" | | 35-3/4" | 7-1/2" | | | 69" | 220 |

ACCESSORY KIT

- Designed to be used with presses up to 50-ton.
- Set includes six common accessories used in a variety of press applications.
- Constructed from high quality material to ensure long lasting durable performance.



| Item # | IP | MP | PKG | Steel Punches | Bearing Shield | Steel Plate(s) | | |
|----------------|----|----|-----|---------------|----------------|----------------|----|----|
| | | | | | | W | D | H |
| W41065* | 1 | 1 | CBX | 1/2, 1 & 2" | | 14" | 3" | 1" |

CREEPERS & SEATS

SHOP/GARAGE

COOL WEAVE FOLDING CREEPER

- Heavy duty cool weave fabric with a steel power coated frame.
- Weather-resistant, lightweight, and provides extra comfort.
- Folds for convenient transportation or storage.
- 350 lbs. weight capacity.



| Item # | IP | MP | PKG | | L | W | H |
|---------|----|----|-----|--------|---------|-----|--------|
| W85028* | 1 | 1 | WBX | Open | 40" | 18" | 4-3/4" |
| | | | | Folded | 19-7/8" | 18" | 6-1/2" |

OVERSIZED X-FRAME CREEPER

- 5" jumbo swivel poly casters allow for use even on cracked and uneven floors.
- Extra wide, contoured pad with 2" thick padding provides comfortable mobility.
- Low profile design provides improved clearance.
- 300 lbs. weight capacity.



Pad dimensions:
38" x 14" x 2"

Wide wheelbase allows you to lay closer to the ground for more room to work.

| Item # | IP | MP | PKG | L | W | H |
|---------|----|----|-----|-----|-----|----|
| W85014* | 1 | 1 | LAB | 46" | 25" | 7" |

CREEPERS

- Powder coated heavy duty tubular steel frame. (W85004 & W85005)
- Blow molded base built-in storage tray (W85006)
- Shielded 2-1/2" swivel casters allow easy 360° movement.
- Fully padded deck with cushion headrest.



Contoured shape for comfort.



W85004



W85005

Headrest adjusts to 3 positions.

| Item # | | IP | MP | PKG | Casters | L | W | H |
|---------|---------|----|----|-----|---------|-----|-----|--------|
| W85004* | Metal | 1 | 1 | WBX | 4 | 36" | 17" | 4" |
| W85005* | Metal | 1 | 1 | WBX | 6 | 40" | 17" | 4" |
| W85006* | Plastic | 1 | 1 | WBX | 6 | 40" | 17" | 4-1/2" |

REPLACEMENT CASTERS

- For use as a general replacement part.



W85003

| Item # | IP | MP | PKG | Size |
|---------|----|----|-----|----------|
| W85017* | 6 | 36 | BAG | 3" PVC |
| W85029* | 6 | 36 | BAG | 3" Nylon |
| W85002* | 1 | 90 | WBX | 2" |
| W85003* | 1 | 90 | WBX | 2-1/2" |
| W85019* | 6 | 36 | WBX | 2-1/2" |

W85017/
W85029
2-Pack upgrades

ROLLING TOOL CADDY

- Provides mobile access to your tools while working under vehicles or in confined spaces.
- Features 5 compartments; 2 large and 3 small.
- Integrated steel plate for magnetic tools.
- Four easy-rolling, swivel casters for maneuverability.



100lbs (45Kg)
Capacity

Tools not included.

| Item # | IP | MP | PKG | L | W | H |
|---------|----|----|-----|--------|--------|-------|
| W85032* | 1 | 6 | CBX | 17.13" | 15.75" | 4.75" |

CREEPER SEAT WITH STORAGE

- Flip top tool chest with two ball bearing sliding drawers provide a total of 790 cubic inches of storage.
- Comfortable vinyl padded cushion and reinforced seat support up to 350 lbs.
- 2-1/2" full bearing casters for smooth movement.



Dual side trays provide additional storage for pliers, screwdrivers and other tools.



| Item # | IP | MP | PKG | W | D | H | |
|----------------|----|----|-----|---------|---------|--------|--------|
| | | | | Overall | 19" | 9" | 16" |
| W85024* | 1 | 1 | CBX | Drawers | 12-1/2" | 7-3/4" | 2-1/4" |
| | | | | Chest | 13-1/2" | 8-3/4" | 3" |

CREEPER SEAT TOOL BOX

- Reinforced seat supports up to 350 lbs.
- 3-drawer tool box with roller bearing slides.
- Vinyl padded seat cushion for maximum comfort and support.



Rear tray supports screwdrivers and pliers.



Two folding tool trays with magnetic pads.

| Item # | IP | MP | PKG | W | D | H | |
|----------------|----|----|-----|---------|---------|--------|-----|
| W85025* | 1 | 1 | CBX | Overall | 19" | 9" | 16" |
| | | | | Drawers | 13-1/2" | 7-3/4" | 2" |

FOLDING C-FRAME CREEPER SEAT

- Heavy duty tubular steel design.
- 300 lbs. weight capacity.
- Convenient 12" x 13-1/4" tool tray.
- Shielded 2-1/2" casters allow easy 360° movement.
- Locking pins to seat closed while not in use.



Folded size:
16-1/4 x 16-1/4 x 6-1/4"

| Item # | IP | MP | PKG | W | D | H |
|----------------|----|----|-----|--------|---------|---------|
| W85021* | 1 | 1 | CBX | 5-1/2" | 14-1/2" | 12-1/2" |

C-FRAME CREEPER SEAT

- Heavy duty tubular steel design.
- 250 lbs. weight capacity.
- Fully padded seat cushion.
- Convenient 11-1/2" x 12-1/2" tool tray.
- Shielded 2-1/2" casters allow easy 360° movement.



2-1/2" replacement
caster assembly
Performance Tool
Part # W85003.

| Item # | IP | MP | PKG | W | D | H |
|----------------|----|----|-----|-----|---------|---------|
| W85007* | 1 | 5 | CBX | 14" | 18-1/4" | 14-1/8" |

ROLLING WORK SEAT

- Great for working around wheels and brakes.
- Lightweight and durable composite seat with 4 swivel casters.
- Weight capacity 330 lbs.

Storage trays and built-in storage compartment.



| Item # | IP | MP | PKG | W | D | H |
|----------------|----|----|-----|-----|---------|---------|
| W85026* | 1 | 10 | LAB | 18" | 13-3/8" | 12-3/8" |

SEATS & BAR STOOLS

SHOP/GARAGE

PNEUMATIC SHOP SEATS

- Pneumatic action adjusts from 12.5" to 24" height quickly and easily.
- Five Shielded casters allow easy 360 degree movement.

W85008
Fully padded
12" diameter
seat.



2-1/2" replacement caster assembly
Performance Tool Part # W85003.



W85020
14-1/2" wide
seat. 5-1/2"
high seat
back.



W85027
Foam padded
13" diameter
seat.

W85033
Extra-thick 12-1/2"
diameter foam
padded seat.



- Five 2-1/2" hooded dual-caster wheels.
- Chrome plated frame and foot rest.

| Item # | IP | MP | PKG | Lift Range | Weight Capacity | Base Diameter | Height | |
|----------------|----|----|-----|------------|-----------------|---------------|--------|-----|
| | | | | | | | Min | Max |
| W85008* | 1 | 4 | CBX | 15 to 20" | 300 lbs. | 15" | 15" | 20" |
| W85020* | 1 | 1 | CBX | 15 to 20" | 300 lbs. | 15" | 19" | 24" |
| W85027* | 1 | 4 | CBX | 19 to 24" | 250 lbs. | 12-1/2" | 19" | 24" |
| W85033* | 1 | 4 | CBX | 19 to 24" | 300 lbs. | 12-1/2" | 19" | 24" |

BAR STOOLS

- Durable & easy to clean
- 14" diameter seat.
- Ball bearing swivel top.
300 lbs. weight capacity.

W85023



New and improved cushion!



W85010

| Item # | IP | MP | PKG | Ring | Height |
|----------------|----|----|-----|----------|---------|
| | | | | Diameter | |
| W85010* | 1 | 4 | CBX | 16-1/2" | 30" |
| W85023* | 1 | 4 | CBX | 16-1/2" | 28-1/2" |

W85011
5-1/2" high seat back, 14"
diameter synthetic leather
foam padded seat with
360° swivel.



W85031
Oversized synthetic leather foam
padded seat with 360 swivel.
Heavy duty 1-1/4" steel tubing frame
with matte black powder coated finish.

PNEUMATIC BAR STOOLS

- Pneumatic action adjusts seat height quickly and easily.
- Heavy duty steel tubing frame with matte black powder coated finish.
- Wide foot stool base comes pre-assembled.
- 330 lbs. weight capacity.

| Item # | IP | MP | PKG | Lift Range | W | D | H |
|----------------|----|----|-----|------------|-------|---------|-----|
| W85011* | 1 | 1 | CBX | 26 to 32" | 16" | 16-3/4" | 36" |
| W85031* | 1 | 1 | CBX | 25 to 31" | 16.9" | 16.9" | 42" |

PLASTIC FOLDING SAWHORSES

- Compact and easy to store.
- Rubber anti skid buttons.
- SAE and Metric Markings.
- Handy cord wrap and tool tray. (except on W54011)

Cut away master box for instant floor display.



| Item # | IP | MP | PKG | Capacity | | W | D | H | |
|----------------|------|----|-----|----------|----------|-------|---------|---------|---------|
| W54009* | 2-PK | 1 | 4 | SLV | 900 lbs. | Close | 22-1/4" | 1-3/4" | 32-1/2" |
| | | | | | | Open | - | 21-3/4" | 30-3/8" |
| W54011* | 2-PK | 1 | 5 | SLV | 300 lbs. | Close | 22-3/8" | 1-7/8" | 31-1/4" |
| | | | | | | Open | - | 16-1/2" | 30" |

METAL FOLDING SAWHORSE

- Durable powder coated steel construction.
- Padded top to protect work.
- Convenient steel carrying handle.



Folded: 2 1/2" x 4" x 39".

| Item # | IP | MP | PKG | Capacity | | W | D | H |
|----------------|----|----|-----|----------|-------|-----|---------|---------|
| W54035* | 1 | 4 | CBX | 250 lbs. | Close | 39" | 4" | 2-1/2" |
| | | | | | Open | 39" | 19-1/4" | 30-3/4" |

ROLLER SUPPORT STAND

- Heavy gauge, rust resistant steel stand with polished steel roller.
- Ideal for use with long workpieces to give ultimate support for accurate cuts.
- Easy to grip height adjustment handle.
- Wide, slip resistant base with rubber feet for added stability.
- Folds flat for compact storage.




| Item # | IP | MP | PKG | Max Load | W | H |
|----------------|----|----|-----|---------------|-----|---------|
| W54010* | 1 | 1 | CBX | 132lbs (60Kg) | 11" | 27"-43" |

2-PK SAWHORSE BRACKETS

- Create your own sawhorse for supporting a variety of projects.
- Pre-drilled nail screw holes for easy assembly.
- Steel construction with rust resistant finish.
- Designed to hold standard 2 x 4 lumber.



Wood not included



Do not exceed 500 lbs. weight capacity.



| Item # | IP | MP | PKG | W | D | H |
|----------------|----|----|-----|------|-------|-------|
| W53994* | 6 | 24 | SLV | 3.7" | 3.54" | 5.75" |

STANDS & BENCHES

SHOP/GARAGE

FOLDING SHOP STAND

- Thick foam padding protects painted parts and glass from being scratched.
- Portable, easy to adjust and stores flat.
- Heavy duty tubular steel.
- 500 lbs. capacity rating.




Designed to hold large parts such as bumpers, hoods, doors, fenders and glass.

| Item # | IP | MP | PKG | W | D | H |
|---------|----|----|-----|-----|-----------|-----------|
| W54024* | 1 | 1 | CBX | 40" | 15 to 34" | 33 to 44" |

ALUMINUM WORK PLATFORM

- PVC ABS plastic non skid feet.
- Maximum weight capacity 225 lbs.
- Locking safety legs.



| Item # | IP | MP | PKG | W | D | H |
|---------|----|----|-----|-----|---------|---------|
| W54039* | 1 | 4 | WBX | 30" | 15-1/4" | 19-1/2" |

MULTI-PURPOSE WORKBENCH

- Folding design for compact storage.
- Tabletop printed with grid, ruler and protractor for added convenience.
- Safe Working Load: 200 lbs.
- Jaw: 0 to 4-1/4"
- Vise: 7/8 to 10-1/2"

Closed: 23-7/8 x 9-7/16"
Open: 23-7/8 x 13-11/16"

Includes 4 bench dogs for odd shaped pieces





Includes tool storage rail
(Tools not included)

| Item # | IP | MP | PKG | W | D | H |
|---------|----|----|-----|-----|---------|-----|
| W54025* | 1 | 1 | CBX | 25" | 23-7/8" | 31" |


MACHINIST VISES

- Heavy duty cast iron construction.
- Replaceable hardened steel jaws.
- Diamond serrated for a secure grip.
- Precision machined surface for flat shaping.
- Swivel base with 3 mounting holes and 2 lock downs.



MV4
MV5
MV6
MV8

| Item # | IP | MP | PKG | Jaw Width | Jaw Opening | Throat Depth | Built in Anvil | Swivel Base |
|--------|----|----|-----|-----------|-------------|--------------|------------------|-------------|
| MV4* | 1 | 1 | CBX | 4" | 4" | 2" | 3-1/8 x 2-7/8" | 360° |
| MV5* | 1 | 1 | CBX | 5" | 5" | 2-3/8" | 3-5/8 x 3-1/2" | 360° |
| MV6* | 1 | 1 | CBX | 6" | 5-7/8" | 3" | 4-1/4 x 4" | 360° |
| MV8* | 1 | 1 | CBX | 8" | 7" | 3" | 4-1/4 x 4" | 360° |
| MV10* | 1 | 1 | CBX | 5" | 4-1/2" | 2-1/4" | 3-11/32 x 3-3/4" | 360° |



MV10

BENCH VISES

- Durable powder coat finish and chrome plated hardware.
- Swivel base with 3 mounting holes and 2 lock downs.


| Item # | IP | MP | PKG | Jaw Width | Jaw Opening | Throat Depth | Built in Anvil | Swivel Base |
|--------|----|----|-----|-----------|-------------|--------------|------------------|-------------|
| W3903* | 1 | 1 | CBX | 6" | 5-1/4" | 2-3/8" | 3-5/8 x 3-1/2" | 360° |
| W3904* | 1 | 1 | CBX | 5" | 7" | 3" | 2-11/64 x 1-7/8" | 360° |
| W3905* | 1 | 1 | CBX | 3-1/2" | 3" | 2" | 1-3/8 x 1-5/8" | 180° |

W3903
W3905



SOFT GRIP VISE JAWS

- Avoid marring softer objects like wood, plastic, or tubing.
- Strong magnets hold pads securely to your vise jaws.
- Fits vises from 3" to 6".



W3904
Quick release




| Item # | IP | MP | PKG |
|--------|----|----|-----|
| MV1* | 6 | 24 | CRD |

Polyurethane soft grip vise jaw pads.

CLAMP ON VISE

- Portable design quickly clamps to any work surface up to 1-1/2 in. thick.
- Durable powder coat finish and chrome plated hardware.
- Twin steel guide bars and built-in pipe jaws.




2-3/8" Jaw Opening,
1-5/8" Throat Depth.

| Item # | IP | MP | PKG |
|--------|----|----|-----|
| W3900* | 1 | 10 | CBX |

WOODWORKER'S VISE

- Pre-drilled holes in jaws for attaching wood facings.
- Continuous screw and steel guide bars for smooth operation.
- Durable powder coat finish and chrome plated handle and spindle.



6" Jaw Opening,
2-3/8" Throat Depth.

| Item # | IP | MP | PKG |
|--------|----|----|-----|
| W3901* | 1 | 6 | CBX |

DRILL PRESS VISES

- Specially designed for drill press applications.
- Durable powder coat finish and chrome plated handle. (see Power Tools section for more details)



W3939


| Item # | Size | IP | MP | PKG |
|--------|--------|----|----|-----|
| W3902* | 4" | 1 | 4 | CBX |
| W3939* | 2-1/2" | 1 | 12 | CBX |

STORAGE BIN RACKS


SHOP/GARAGE

2-PACK BIN RAIL SET

- Add on rails can be use with both dual position tilt bins and standard Performance Tool bins to expand your storage system.
- Holes are predrilled at 16" intervals for mounting to wall studs or standard peg board holes.



Can be used with any Performance Tool storage bin.



| Item # | IP | MP | PKG | W | D | H |
|---------------|----|----|-----|---------|---|--------|
| W5169* | 1 | 8 | SHK | 31-3/4" | - | 3-1/2" |

DUAL ANGLE TILT BINS & DIVIDERS

- 30% thicker walled than standard bins for strength and durability.
- Stack vertically without use of rack or align horizontally.
- Clear dividers available so you can maximize your storage options.

W5172/
W5175



W5174/
W5179



| Item # | IP | MP | PKG | W | D | H | Weight Capacity | | |
|---------------|------|-------------------|-----|----|-----|--------|-----------------|--------|--------|
| W5172* | 6-PC | Small | 5 | 10 | LAB | 4-1/8" | 7-1/2" | 3-1/8" | 4 lbs. |
| W5174* | 3-PC | Large NON-TILT | 1 | 4 | LAB | 7-1/8" | 11" | 6-1/4" | 8 lbs. |

Clear Dividers

| | | | | | |
|---------------|------|--------|---|----|-----|
| W5175* | 6-PC | Small | 6 | 36 | CRD |
| W5178* | 4-PC | Medium | 6 | 36 | CRD |
| W5179* | 3-PC | Large | 6 | 36 | CRD |


Used to divide bins in half to make the most of your storage options.



W5178

STORAGE BIN RAIL HOOKS

- Hooks mount easily onto our bin rail set W5169 or with any of the rails that come with the Dual Position Tilt Bin line.
- Easily moved anywhere along your bin rail for maximum flexibility.



12-pc set contains 4 each of the J, L and double loop hooks.

| Item # | IP | MP | PKG | |
|---------------|-------------|----|-----|-----|
| W5161* | J-Hook | 12 | 72 | BLK |
| W5163* | L-Hook | 12 | 72 | BLK |
| W5165* | Double Loop | 12 | 72 | BLK |
| W5167* | 12-PC Set | 1 | 24 | CBX |



WALL MOUNT STORAGE BIN RACK

- For garage, home, office or garden.
- Heavy duty metal bracket.
- Mountable directly to wall studs.
- Removable bins are convenient and easily accessible.
- Includes screw and wall anchors.
- Powder coated steel resists corrosion.



Includes 6 small bins and 4 large bins.



| Item # | IP | MP | PKG | W | D | H | |
|---------------|---------|----|-----|-----|---------|--------|--------|
| W5190* | 10 Bins | 1 | 8 | CBX | 23-1/2" | 9-1/2" | 9-1/2" |

WALL MOUNT STORAGE BIN SYSTEM

- Complete 12-pc bin rack system for mounting to a wall or pegboard.
- Bins will stack together for free standing storage or for transporting your parts to where they are needed.
- Comes with 6 mini and 6 small bins.



| Item # | IP | MP | PKG | W | D | H | Weight Capacity | |
|--------------|----|----|-----|-----------|---------|--------|-----------------|--------|
| W530* | 1 | 1 | CBX | Peg Board | 12-1/2" | 1/2" | 14-7/8" | - |
| | | | | Mini Bin | 3-3/4" | 3-1/2" | 1-3/4" | 2 lbs. |
| | | | | Small Bin | 4" | 6-1/2" | 2-3/4" | 4 lbs. |

TABLE TOP STORAGE BIN RACKS

- Compact design fits anywhere.
- Powder coated finish resists corrosion.
- Steel rack assembles in minutes.
- Easy to access removable bins.



W5186
Unique design provides plenty of storage below bins.



W5182
Holds 14 small storage bins and 10 large storage bins.

| Item # | IP | MP | PKG | W | D | H | |
|---------------|---------|----|-----|-----|---------|--------|---------|
| W5186* | 15 Bins | 1 | 1 | CBX | 21-1/4" | 6-1/2" | 15-7/8" |
| W5182* | 24 Bins | 1 | 1 | CBX | 34" | 9-1/4" | 25" |

TABLE TOP STORAGE BIN RACK

- Magnetic tool holder keep tools close at hand.
- Easy to assemble steel rack.
- Heavy duty metal frame.
- 4 blue bins and 12 red bins.



Tools not included



| Item # | IP | MP | PKG | W | D | H | |
|---------------|---------|----|-----|-----|-----|-----|---------|
| W5185* | 16 Bins | 1 | 1 | CBX | 25" | 10" | 25-1/2" |


STORAGE BIN RACKS

SHOP/GARAGE

FREE STANDING STORAGE BIN RACK

- Black powder coated finish resists corrosion.
- Steel rack assembles in minutes.
- Easy to access removable bins.
- Holds 32 small red storage bins and 15 large blue bins
- Includes: metal rack and hardware for assembly.


Bolt-less post & cross beams



| Item # | IP | MP | PKG | | W | D | H | |
|--------|---------|----|-----|-----|------|---------|--------|-----|
| W5193* | 47 Bins | 1 | 1 | CBX | Rack | 37" | 11" | 45" |
| | | | | | Tray | 33-3/4" | 8-7/8" | 1" |

STACKABLE BIN SETS

- Stack vertically or align horizontally.
- Interlocking mounting rails.
- Removable from rail.
- Great for organizing home, office or workshop.




| Item # | | IP | MP | PKG | | W | D | H | Weight Capacity |
|--------|---------------|----|----|-----|--|---------------------|--------|----|-----------------|
| W5196* | 4-PC Large | 4 | 8 | LAB | | 6" | 9-1/4" | 5" | 8 lbs. |
| W5197* | 8-PC Small | 5 | 10 | LAB | | 4" | 6-1/2" | 3" | 5 lbs. |
| W5195* | 15-PC Lg & Sm | 1 | 4 | LAB | | (8 small & 6 large) | | | - |

INTERLOCKING STORAGE

- Interlocking bin design can be mounted vertically or horizontally - Stack multiple bins or combine with any of our other models.
- Transparent drawers for quick identification of drawer contents.
- Impact resistant polypropylene construction.
- Drawer catches prevent accidental drawer tip out.

Wall mount notches on the back.



W5911

W5912



W5910

| Item # | | IP | MP | PKG | W | D | H | Weight Capacity |
|--------|-----------|----|----|-----|---------|--------|--------|-----------------|
| W5910* | 2-DRAWER | 1 | 6 | LAB | 11-1/4" | 6-1/4" | 7-3/4" | 40 lbs. |
| W5911* | 4-DRAWER | 1 | 6 | LAB | 11-1/4" | 6-1/4" | 7-3/4" | 40 lbs. |
| W5912* | 12-DRAWER | 1 | 6 | LAB | 11-1/4" | 6-1/4" | 7-3/4" | 40 lbs. |

HEAVY DUTY SHOP MAT

- Closed cell vinyl construction is durable, easy to clean and stays flat
- Provides a large non-slip surface, is tear and abrasion resistant
- Beveled edges minimize tripping hazards

| Item # | IP | MP | PKG | Width | Length |
|----------------|----|----|-----|---------|---------|
| W88983* | 1 | 6 | LAB | 35-1/2" | 47-1/4" |

ANTI-FATIGUE MAT ROLLS

- Protects your floors from damage.
- Lightweight and easy to clean.
- Reduces noise and vibration.
- Cut to fit any size or shape.
- Shock absorbent.
- EVA Foam (Ethylene Vinyl Acetate).

| Item # | IP | MP | PKG | Width | Length | Thick | |
|----------------|-------|----|-----|-------|--------|-------|-------|
| W88980* | Small | 1 | 6 | SHK | 24" | 70" | 9/32" |
| W88981* | Large | 1 | 6 | SHK | 46" | 93" | 9/32" |

INTERLOCKING ANTI-FATIGUE MATS

- Add comfort and protection to any floor.
- 3/8" (12mm) thick interlocking mats.
- EVA (Ethylene Vinyl Acetate) Foam.
- Water resistant, easy to clean and light weight.

Connect multiple packs for extended floor coverage.

| Item # | IP | MP | PKG | Width | Length | Thick | |
|----------------|-------|----|-----|-------|--------|-------|------|
| W88988* | 12-PC | 1 | 6 | SHK | 12" | 12" | 3/8" |
| W88989* | 6-PC | 1 | 6 | SHK | 24" | 24" | 3/8" |

Borders included.

PLASTIC BOOT TRAY

- Perfect for muddy and wet boots and shoes.
- Large enough to hold 3 pairs.
- Made of 100% recycled materials.

| Item # | IP | MP | PKG | Size |
|----------------|----|----|-----|-------------------|
| W89018* | 12 | 12 | LAB | 26-1/2" x 13-1/2" |

GRIP MATS

- Revolutionary multi-purpose non-slip mat.
- Grips and protects almost any surface.
- Grip mat will not shift or move once placed.
- Mold and mildew resistant.

| Item # | IP | MP | PKG | Colors | Size |
|----------------|----|----|-----|-------------|-----------|
| W88970* | 8 | 8 | LAB | Black | 18" x 24" |
| W88974* | 8 | 16 | LAB | Black | 16" x 84" |
| W88975* | 8 | 16 | LAB | Black | 22" x 84" |
| W88971* | 8 | 8 | LAB | Red | 18" x 24" |
| W88984* | 16 | 16 | LAB | Black & Red | 18" x 24" |



UTILITY CARTS & MOVERS

SHOP/GARAGE

UTILITY CART WITH LOCKING DRAWER

- 2 Shelf cart with locking drawer.
- Load Capacity: 350 lbs.
- 2 swivel casters for easy maneuvering.

| Item # | IP | MP | PKG | | W | D | H |
|---------|----|----|-----|--------|---------|-----|---------|
| W54004* | 1 | 1 | CBX | Cart | 31-1/4" | 16" | 35-1/4" |
| | | | | Shelf | 30" | 16" | 3-1/2" |
| | | | | Drawer | 27" | 15" | 3-3/4" |



UTILITY CART WITH DRAWER

- Four swivel casters (two locking).
- Organizer shelf with bins.
- Shelf with storage drawer.
- Foam drawer and tray liner.

| Item # | IP | MP | PKG | | W | D | H |
|---------|----|----|-----|--------|---------|-----|---------|
| W54006* | 1 | 1 | CBX | Cart | 23-3/4" | 16" | 31-3/8" |
| | | | | Shelf | 23-1/2" | 16" | 2-5/8" |
| | | | | Drawer | 19" | 14" | 2-3/8" |

COMPACT SHOP CART

- Heavy duty steel construction.
- Durable powder coated finish.
- 200 lbs. max capacity.
- 4 Swivel casters
- 2 with locks.
- Assembly required.



COMPACT SHOP CART

- Two shelf compact cart constructed of blow molded plastic with metal frame.
- Complete with 2-1/2" casters.
- Some assembly required.

Handy slide out storage tray.



| Item # | IP | MP | PKG | W | D | H |
|---------|----|----|-----|---|---|---|
| W53995* | 1 | 1 | CBX | | | |

| Item # | IP | MP | PKG | W | D | H |
|---------|----|----|-----|---------|---------|-----|
| W54032* | 1 | 1 | CBX | 23-1/2" | 16-1/2" | 29" |

INDUSTRIAL SHOP CART

- Easy rolling cart with upper and lower trays.
- 2 shelf utility cart holds up to 500 lbs. total but is light weight and maneuverable.
- Industrial duty polypropylene construction won't rust, dent or chip.
- 5" diameter non marring casters, (two locked and two swivel).



Built-in cup holder.



| Item # | IP | MP | PKG | | W | D | H |
|---------|----|----|-----|-------|-----|---------|---------|
| W53991* | 1 | 1 | CBX | Cart | 17" | 39-3/4" | 33-1/4" |
| | | | | Trays | 16" | 30" | 3" |

STEEL HAND TRUCK

- Heavy duty design,
- 18 gauge 1" steel tube frame.
- Durable powder coated finish.
- 10" 4 ply pneumatic tires.
- Extra large 14 x 7-1/2" toe plate.
- 600 lbs. load capacity.

| Item # | IP | MP | PKG | W | D | H |
|---------|----|----|-----|-----|---------|---------|
| W41060* | 1 | 1 | LAB | 21" | 17-1/2" | 51-1/2" |

W41060



MOVING BLANKETS

- Non-woven polyester outer shell with a cotton/polyester fill for padding.
- Double stitched non-woven fabric ensures your blanket will be durable enough for big moves and storage.
- All ends are finished to keep blanket from unweaving or fraying for long life.

| Item # | IP | MP | PKG | L | W |
|--------|----|----|-----|-----|-----|
| W6044* | 1 | 8 | SLV | 72" | 40" |
| W6045* | 1 | 4 | LAB | 72" | 80" |

3 WHEEL MOVERS DOLLY

- Soft cushions protect objects being moved.
- Depressed center for objects with legs.
- Holds up to 132 lbs. evenly distributed.
- 1-1/2" casters for easy maneuvering.

| Item # | IP | MP | PKG |
|---------|----|----|-----|
| W54038* | 6 | 36 | CBX |



FENDER COVER

- Heavy duty vinyl with foam backing.
- Convenient built in tool pockets.
- Fully sewn ribbed edge.

| Item # | IP | MP | PKG | Size |
|---------|----|----|-----|----------|
| W80583* | 1 | 12 | BAG | 33 x 24" |



TOOL BOXES & BAGS

SHOP/GARAGE

TOOL CADDY PRO

- Dual oversized compartments so you can transport all your tools to the job site.
- SAE and Metric measurements embossed onto side rails for quick measurements.
- Large aluminum handle and oversized access will accommodate the largest of hands, even while wearing heavy winter gloves.



Built-in channel will stabilize pipe, conduit and molding so you can make clean cuts.

Additional screwdriver and pliers holders

Compartment
15-3/4 W x 4-7/8 D
x 5-1/4" H



Built-in cell phone holder and Tape measure clip.

Integrated magnetic tray with hidden compartment underneath,

| Item # | IP | MP | PKG | W | D | H |
|---------|----|----|-----|----------|---------|--------|
| W88995* | 1 | 5 | LAB | 19-7/16" | 14-5/8" | 8-7/8" |

PLASTIC TOOL BOXES

- Heavy-duty box with recessed ergonomic comfort handle.
- Removable tray.
- Lid organizers (excludes W54017)



W54019
Strong double latch with padlock eyehole.

| Item # | IP | MP | PKG | W | D | H | |
|---------|---------|----|-----|-----|---------|--------|--------|
| W54012* | 12-1/2" | 1 | 16 | LAB | 12-1/2" | 7" | 5-3/8" |
| W54016* | 16" | 1 | 8 | LAB | 15-7/8" | 8-5/8" | 6-1/2" |
| W54017* | 18" | 1 | 8 | LAB | 17-5/8" | 7" | 7-1/2" |
| W54019* | 19" | 1 | 6 | LAB | 19" | 11" | 9-1/2" |

STEEL TOOL BOXES

- Heavy-duty box with recessed ergonomic comfort handle.
- Strong double latch with padlock eyehole.
- Removable inner tray.



| Item # | IP | MP | PKG | W | D | H | |
|---------|-----|----|-----|-----|---------|-----|--------|
| W54020* | 20" | 1 | 6 | SLV | 19-1/2" | 8" | 8-1/2" |
| W54026* | 26" | 1 | 4 | SLV | 26" | 10" | 8-1/2" |

3-PC TOOL POUCH SET

- Constructed of durable rubber backed polyester material with a sturdy zippered opening.
- Features a front mesh insert to view contents and prevent moisture and dirt from accumulating at the bottom of your bag.



Included carabiner and integrated hang loops lets you clip these pouches to your belt loop or tool bag.

| Item # | IP | MP | PKG | Sizes |
|---------|----|----|-----|--|
| W88979* | 12 | 48 | LAB | 5.25" x 7" (Red), 6.25" x 7.25" (Blue), 6.75" x 8.5" (Green) |

TOOL BOX DRAWER LINER

- Durable tear resistant material for rugged use and long life.
- Helps protect tools and tool boxes from rust, scratches, sliding, and permanent damage.
- Easy, cut-to-fit design.



| Item # | IP | MP | PKG | W | L | H |
|---------|----|----|-----|-----|-----|-------|
| W88996* | 12 | 24 | SLV | 16" | 96" | 1/16" |

TOOL BAGS

- Reinforced bottom for durability.
- Heavy duty 2-way zipper.
- Double web handles.
- Anti-skid rubber feet.
- Water repellent.



W88990



W88990

Tools sold separately.



W88973

W88993



W88986

| Item # | IP | MP | PKG | # Pockets | | W | D | H | |
|---------|-------|----|-----|-----------|-------|----|---------|---------|---------|
| | | | | Inner | Outer | | | | |
| W88985* | 12" | 6 | 24 | SLV | - | 3 | 12" | 8-3/4" | 8-1/2" |
| W88986* | 18" | 1 | 6 | SLV | 11 | 25 | 18-1/2" | 11-1/2" | 12" |
| W88987* | 17" | 1 | 6 | SLV | 6 | 20 | 17-1/8" | 10-1/4" | 11-5/8" |
| W88993* | 16" | 1 | 6 | LAB | 11 | 5 | | | |
| W88973* | 15" | 4 | 24 | LAB | - | 6 | 15" | 9" | 10" |
| W88990* | Pouch | 6 | 48 | SLV | 12 | - | 13-3/4" | 15-1/2" | - |

PLASTIC AMMO BOX

- Heavy gauge polypropylene construction with reinforced lid.
- Corrosion resistant bail latch.
- Water resistant tongue and groove lid.
- Pre-drilled for padlock.



| Item # | IP | MP | PKG | | W | D | H |
|--------|----|----|-----|------|-------|-------|------|
| W5994* | 1 | 10 | LAB | O.D. | 11.5" | 5.25" | 7.2" |
| | | | | I.D. | 9.5" | 4.25" | 6" |

PLASTIC PARTS ORGANIZER

- Durable injection molded plastic construction.
- Full height internal dividers to keep parts separated.
- Store flat or upright with built-in feet.

W5189



W5188
DOUBLE SIDED.
Color coded
latches identify
sides.

| Item # | IP | MP | PKG | W | D | H |
|--------|----|----|-----|--------|---------|--------|
| W5188* | 1 | 12 | SHK | 13" | 10-3/4" | 3-1/2" |
| W5189* | 1 | 36 | SHK | 9-1/2" | 7" | 1-7/8" |

26 COMPARTMENT ORGANIZER

- Adjustable compartments for customizing.
- Clear cover for quick identification.
- Latch keeps compartments closed and secure.
- Heavy duty built in handle for portable use.



| Item # | IP | MP | PKG | W | D | H |
|---------|----|----|-----|-----|---------|--------|
| W54037* | 6 | 12 | SHK | 18" | 12-5/8" | 3-1/8" |

TOOL BOX TOTE

- Top storage bin with durable, secure latch.
- 4 removable bins with 13 compartments each.
- Durable carry handle.
- Good for storing tools, nuts, bolts, screws & more.



| Item # | IP | MP | PKG | W | D | H |
|---------|----|----|-----|---------|--------|----|
| W54042* | 1 | 12 | SHK | Overall | 11" | 7" |
| | | | | Trays | 9-1/4" | 5" |

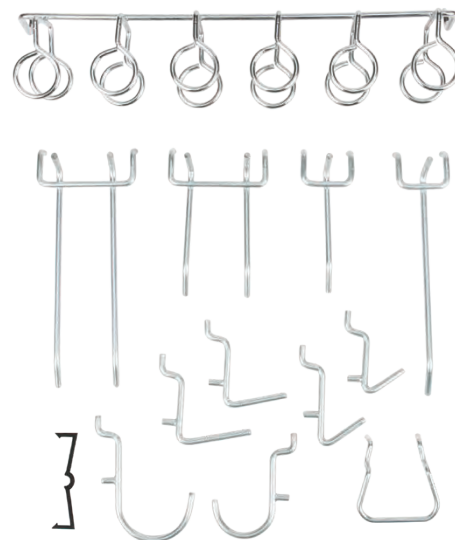
ORGANIZERS & MAGNETS

SHOP/GARAGE

95-PC PEG HOOK ASSORTMENT

- All steel construction with zinc plated finish
- For use with standard 1/8" and 1/4" pegboard
- Single hole hooks feature anchor pin for better stability
- Includes 45 clips to hold peg hooks in place
- Weight capacity: 10 lbs

| | Size | Qty |
|----------|--------|-----|
| Single | 1" | 4 |
| Arm | 2" | 5 |
| Double | 2" | 1 |
| Arm | 4" | 1 |
| U-Hooks | 1-1/4" | 6 |
| | 1-1/2" | 2 |
| V-Hooks | 3/4" | 6 |
| | 1" | 11 |
| L-Angled | 1" | 5 |
| Hooks | 1-1/2" | 6 |
| Clips | - | 45 |



| Item # | IP | MP | PKG | Contents |
|--------|----|----|-----|--|
| W5160* | 12 | 24 | CRD | 6 slot tool holder and 2 tool holders. |

MAGNETIC TOOL ORGANIZERS

- Steel construction for dependable and long service life.
- Easily mount to wall, work bench or any flat surface.
- Powerful full length magnet to hold tools and other ferrous objects in place.



| Item # | IP | MP | PKG | Lengths |
|--------|----|----|-----|------------------|
| W1287* | 12 | 24 | DBL | 12" |
| W1288* | 12 | 24 | DBL | 18" |
| W1289* | 12 | 24 | DBL | 24" |
| W1286* | 6 | 12 | DBL | Set: 8, 12 & 18" |

Great for hammers, wrenches, screwdrivers, clamps, pliers, knives, and much more.

MAGNETIC PARTS TRAYS

- Sticks to almost any metal surface.
- Keeps small metal parts and tools from getting lost.
- Even works sideways or upside down.

W1264



High impact ABS construction. W1285



W1280



| Item # | IP | MP | PKG | Sizes |
|--------|------|----|-----|----------------|
| W1264* | 1 | 24 | CBX | 5-1/2" |
| W1265* | 1 | 20 | CBX | 9-1/2 x 5-1/2" |
| W1280* | 2-PC | 6 | DBL | 4" & 5-1/2" |
| W1285* | 12 | 24 | CBX | 6 x 10" |

W1265



Stainless



MAGNETIC TRAY & TOOL SET

- Padded magnetic trays to protect surfaces.
- Keeps small metal parts and tools from getting lost.
- Heavy duty magnetic pickup tool extends to 24", lifts up to 5 lbs and features a comfort grip and pocket clip.
- Magnetic tool organizers easily mount to a wall, work bench or other flat surface.

| Item # | IP | MP | PKG | Contents |
|--------|------|----|-----|--|
| W1281* | 5-PC | 1 | 6 | DBL Two 18" magnetic tool organizers, 5-3/8 x 9" magnetic tray, 6" round magnetic parts tray, and magnetic pickup tool |


W1281



- Strongest available Grade 8 ferrite ceramic magnets
- Corrosion resistant discs can be used in most any application
- Great for home, office, school, crafts, science projects, hobbies, manufacturing, refrigerators and more

CERAMIC BLOCKS

| Item # | IP | MP | PKG | Length | Width | Thickness | |
|----------------|------|----|-----|--------|--------|-----------|------|
| W12505* | 2-PC | 12 | 48 | CLM | 1-7/8" | 7/8" | 3/8" |



W12505

CERAMIC DISC



W12502



W12503



W12501



W12504

| Item # | IP | MP | PKG | Diameter | Thickness | |
|----------------|-------|----|-----|----------|-----------|-------|
| W12501* | 8-PC | 12 | 48 | CLM | 3/4" | 3/16" |
| W12502* | 6-PC | 12 | 48 | CLM | 3/4" | 1/8" |
| W12503* | 10-PC | 12 | 48 | CLM | 1/2" | 3/16" |
| W12504* | 6-PC | 12 | 48 | CLM | 1" | 3/16" |

HOOKS & CLIPS



W12506



W12514

W12507

| Item # | IP | MP | PKG | Diameter | Pull Rating | | |
|----------------|------|----------|-----|----------|-------------|---------|----------|
| W12506* | 2-PC | Clip | 12 | 24 | CLM | 1-3/8" | 2.5 lbs. |
| W12507* | Hook | 6 | 24 | CLM | 2" | 20 lbs. | |
| W12514* | 2-PC | Hook Set | 6 | 24 | DBL | 1-1/2" | 8 lbs. |
| W12509* | Base | 6 | 24 | CLM | 2-1/2" | 65 lbs. | |

2-PC WHITE ENAMEL MAGNETIC HOOKS

- White enamel covered hooks will stick to most any metal surface.

| Item # | IP | MP | PKG | Diameter | Pull Rating | |
|----------------|------|----|-----|----------|-------------|---------|
| W12510* | Hook | 6 | 24 | CLM | 1" | 9 lbs. |
| W12511* | Hook | 6 | 24 | CLM | 1-1/4" | 14 lbs. |



MAGNETIC TAPE ROLLS

- Flexible magnetic tape with easy to use adhesive back.
- Tape cuts easily with regular utility scissors.
- Great for home, office, school, crafts, science projects, refrigerators and more.

W12521

W12520



| Item # | IP | MP | PKG | Width | Length | Thick |
|----------------|----|----|-----|-------|--------|-------|
| W12520* | 6 | 24 | DBL | 1/2" | 30" | .06" |
| W12521* | 4 | 24 | DBL | 1/2" | 10' | .06" |
| W12522* | 4 | 24 | DBL | 1" | 10' | .06" |
| W12523* | 6 | 24 | DBL | 1" | 30" | .06" |

SAFETY GOGGLES

- Sealed goggle surround for maximum chemical and particulate protection.
- Adjustable elastic headband.
- Meets high impact requirements of ANSI Z87.1-2003.

| Item # | | IP | MP | PKG |
|---------------|------------|----|-----|-----|
| W1024* | Ventilated | 12 | 120 | BAG |



SAFETY GLASSES

- Meets High Impact Requirement of ANSI Z87.7-2003.



W1033



W1031



W1032



W1037

| Item # | | IP | MP | PKG | |
|---------------|-------------|----|-----|-----|--|
| W1031* | Adjustable | 16 | 128 | CRD | Comfortable molded nose bridge. Adjustable temple length. UV resistant. |
| W1032* | Flex Frame | 16 | 128 | CRD | Removable padded nose piece. Flexible frame for comfort. UV resistant. |
| W1033* | Clear Frame | 16 | 128 | CRD | Padded temple tips. Comfortable molded nose piece. |
| W1037* | Tinted | 16 | 128 | CRD | Scratch-resistant polycarbonate lens. Flexible arms for a comfortable fit. |

PROTECTIVE EAR MUFFS

- Folding design for easy storage.
- Foam-filled ear cups provide excellent noise reduction.
- Soft, wide ear cushions for comfortable fit.
- Noise reduction rating NRR: 25 db.

| Item # | IP | MP | PKG |
|----------------|----|----|-----|
| W50071* | 6 | 24 | CLM |



FOAM EAR PLUGS

- Cylindrical shape provides easy insertion and removal.
- Expand gradually for a secure, comfortable fit.
- Noise reduction rating NRR: 30 db.



| Item # | | IP | MP | PKG/MER |
|---------------|-------|----|-----|------------|
| W1501* | 50-PK | 12 | 48 | CAS |
| W3216* | 2-PK | 30 | 360 | BAG/Pg 319 |
| W3239* | 8-PK | 12 | 144 | BAG/Pg 320 |

DUST MASK

- 5 pieces per card.
- Easy to breathe and speak through.
- Adjustable contour nose piece.

non-N95

| Item # | IP | MP | PKG |
|---------------|----|----|-----|
| W1026* | 6 | 72 | CRD |



MAGNETIC WRIST BAND

- Perfect for home improvement projects.
- One-size-fits-all elastic band.
- Easy hook and loop closure.



| Item # | IP | MP | PKG |
|---------------|----|----|-----|
| W1275* | 12 | 96 | DBL |

HEAVY DUTY KNEE PADS

- Impact resistant heavy duty polypropylene outer shell.
- Ribbed flat surface for better stability.
- Foam rubber inner with nylon liner.
- Quick release, adjustable hook and loop straps.



| Item # | IP | MP | PKG |
|----------------|----|----|-----|
| W88972* | 1 | 12 | BAG |

TECH GLOVES

- Designed and tested by mechanics for comfort and durability.
- Thick enough to protect, thin enough to handle small objects.
- Guards hands from cuts, scrapes & burns.
- Soft, breathable fabric is easy to clean.

| Item # | | IP | MP | PKG |
|----------------|---------|----|----|-----|
| W88999* | Medium | 12 | 72 | BAG |
| W89000* | Large | 12 | 72 | BAG |
| W89001* | X-Large | 12 | 72 | BAG |

Sizes fit a wide range of mechanics.



MECHANIC'S WORK GLOVES

- Comfortable, breathable, materials for maximum comfort.
- Polyurethane coated palm for improved grip.
- Reinforced saddle and thumb for high durability.
- 50% PU, 35% knit fabric, 10% spandex, 5% neoprene.

| Item # | | IP | MP | PKG |
|----------------|---------|----|----|-----|
| W89005* | Medium | 3 | 48 | BAG |
| W89006* | Large | 3 | 48 | BAG |
| W89007* | X-Large | 3 | 48 | BAG |



BLACK NITRILE GLOVES 100-PACK

- Provides a protective barrier against dirt, grime, oil, chemicals and solvents.
- Textured fingertips for better grip.
- Powder/latex free.
- 5 mil.

| Item # | | IP | MP | PKG |
|----------------|---------|----|----|-----|
| W89011* | Medium | 1 | 10 | CBX |
| W89012* | Large | 1 | 10 | CBX |
| W89013* | X-Large | 1 | 10 | CBX |



5 PAIR NITRILE COATED GLOVES

- Pliable, breathable material provides great dexterity for automotive, construction material handling and more.
- Nitrile coating provides added cushion, comfort and better grip.
- Snug fitting polyester material features latex free coating and universal size.

| Item # | IP | MP | PKG |
|----------------|----|----|-----|
| W89023* | 6 | 36 | SLV |

Blend of HPPE, spandex and polyamide is reusable and washable.



3 PAIR CUT RESISTANT GLOVES

- Feature level 5 maximum cut resistance, tested to EN388:2003 standard.
- Pliable, breathable material provides great dexterity.
- Soft polyurethane coating provides added cushion, comfort and better grip.

| Item # | IP | MP | PKG |
|----------------|----|----|-----|
| W89021* | 6 | 48 | CRD |
| W89022* | 6 | 48 | CRD |

Blend of HPPE, spandex and polyamide is reusable and washable.



3 PAIR LEATHER WORK GLOVES

- Reinforced palms and knuckles offer additional protection and comfort
- Cotton lined backing allows for improved airflow and breathability
- Thick fabric on the fingers and palm provide added protection and excellent grip

| Item # | IP | MP | PKG |
|----------------|----|----|-----|
| W89020* | 1 | 24 | CRD |

SECURE X CARGO CONTROL


SHOP/GARAGE

Secure X is the latest offering of high quality and competitively priced cargo securement products from Wilmar Corporation. It utilizes the worldwide recognition of the Performance Tool brand and at the same alerts the consumer to the features and benefits that set it apart from the rest.



SECURE XLD

LIGHT DUTY



RATCHETING TIE DOWN SETS

- Ratcheting mechanism tightens with vise-like gripping power.
- Vinyl coated steel hooks.

| Item # | IP | MP | PKG | Web Color | Hook Type | Width | Length | Safe (lb) | Break (lb) |
|--------|------|----|-----|-----------|-----------|-------|--------|-----------|------------|
| W1824* | 2-PK | 4 | 16 | RAC Red | Hook | 1" | 15' | 300 | 900 |
| W1870* | 4-PK | 3 | 9 | RAC Red | Hook | 1" | 10' | 300 | 900 |
| W1825* | 6 | 48 | BLK | Red | Hook | 1" | 15' | 300 | 900 |

SECURE XMD

MEDIUM DUTY



RATCHETING TIE DOWN SETS

- Ratcheting mechanism tightens with vise-like gripping power.
- Vinyl coated steel hooks.



- Strap winds into handle with the simple push of a button

- Constructed from durable cast aluminum construction, with ergonomic rubber grip

- Webbing features olive drab camouflage pattern

| Item # | IP | MP | PKG | Web Color | Hook Type | Width | Length | Safe (lb) | Break (lb) |
|--------|---------------|----|-----|-----------|-----------|-------|--------|-----------|------------|
| W1860* | 2-PK | 6 | 12 | RAC Camo | Hook | 1" | 10' | 600 | 1800 |
| W1861* | 2-PK | 3 | 9 | RAC Black | Hook | 1" | 6' | 500 | 1500 |
| W1840* | 4-PK | 3 | 6 | RAC Camo | Hook | 1" | 15' | 500 | 1500 |
| W1851* | 6 | 48 | BLK | Blue | Hook | 1" | 15' | 500 | 1500 |
| W1852* | Aluminum | 4 | 24 | BLK Blue | Hook | 1" | 10' | 600 | 1800 |
| W1871* | 4-PK Aluminum | 3 | 6 | RAC Blue | Hook | 1" | 10' | 500 | 1500 |



SECURE X HD

RATCHETING TIE DOWN SETS

HEAVY DUTY

- Ratcheting mechanism tightens with vise-like gripping power.
- Vinyl coated steel hooks.
- Comfort-grip padded handle with vinyl coated steel hooks.



W1873

- Open T-handle design allows for a better grip and faster tightening



W1872



W1862

- Open handle design allows for a better grip and faster tightening.

| Item # | IP | MP | PKG | Web Color | Hook Type | Width | Length | Safe (lb) | Break (lb) |
|---------------|---------------|----|-----|-----------|-----------|-------|--------|-----------|------------|
| W1862* | 2-PK Aluminum | 4 | 8 | RAC Black | Hook | 1" | 14' | 1000 | 3000 |
| W1872* | 4-PK | 3 | 6 | RAC Black | Hook | 1" | 14' | 1000 | 3000 |
| W1873* | 4-PK T-Handle | 3 | 6 | RAC Black | Hook | 1" | 15' | 1000 | 3000 |
| W1853* | T-Handle | 4 | 24 | BLK Black | | 1" | 15' | 1000 | 3000 |

SECURE X SD

RATCHETING TIE DOWN SETS

SUPER DUTY

- Ratcheting mechanism tightens with vise-like gripping power.
- Padded comfort grip handle and release button



W1855

- Flat steel, brass plated hooks



W1826



W1854

- Camouflage webbing blends into the natural outdoor environment

| Item # | IP | MP | PKG | Web Color | Hook Type | Width | Length | Safe (lb) | Break (lb) |
|---------------|----------|----|-----|------------|-----------|-------|--------|-----------|------------|
| W1826* | 2-PK | 4 | 8 | RAC Yellow | Hook | 1.5" | 15' | 1830 | 5500 |
| W1827* | T-Handle | 2 | 6 | BLK Yellow | Double J | 2" | 27' | 3300 | 10000 |
| W1854* | T-Handle | 2 | 6 | BLK Camo | Double J | 2" | 16' | 3300 | 10000 |
| W1855* | | 2 | 6 | BLK Yellow | Flat | 2" | 30' | 3300 | 10000 |


SECURE X CARGO CONTROL

SHOP/GARAGE

SECURE XLD

CAM BUCKLES

- Pull tight by hand to secure loads
- Vinyl coated steel hooks prevent scratching



| Item # | IP | MP | PKG | Web Color | Width | Length | Safe (lb) | Break (lb) | |
|---------------|------|----|-----|-----------|-------|--------|-----------|------------|-----|
| W1846* | 4-PK | 3 | 9 | RAC Red | Hook | 1" | 10' | 300 | 900 |
| W1850* | | 6 | 48 | BLK Red | Hook | 1" | 10' | 300 | 900 |

SECURE XSD

TOW ROPES

- 2" weather & cut resistant polyester webbing.
- Heavy duty zinc plated forged hooks.



| Item # | IP | MP | PKG | Web Color | Width | Length | Safe (lb) | Break (lb) | |
|---------------|----|----|-----|-----------|--------------|--------|-----------|------------|-------|
| W1820* | 3 | 12 | BLK | Yellow | Hook w/Latch | 2" | 15' | 3300 | 10000 |
| W1822* | 3 | 12 | BLK | Yellow | Hook w/Latch | 2" | 30' | 3300 | 10000 |
| W1823* | 3 | 9 | BLK | Yellow | Hook w/Latch | 2" | 30' | 3300 | 10000 |

ANCHORS

- Designed to provide a safe and secure tie down attachment point



W1882
Corrosion resistant zinc plated finish
Easy to use design
mounts to the floor or wall

| Item # | IP | MP | PKG | Safe (lb) | Break (lb) | |
|---------------|--------------------|----|-----|-----------|------------|------|
| W1881* | Anchor Points | 6 | 60 | BLK | 300 | 900 |
| W1882* | 4-PK Ring Anchors | 4 | 40 | CRD | 400 | 1200 |
| W1883* | 2-PK Anchor Points | 3 | 36 | CBX | | |



W1881
Durable rust resistant chrome finish
Installs easily in minutes, no drilling required

W1883
No drill installation, fits securely in stake pocket
Corrosion resistant chrome plated finish
Rubber base provides a secure tight fit



SECURE X

BUNGEE CORDS

- Coated steel hooks with extra wide hook openings.
- Multi-strand rubber core center for extra strength.
- UV resistant color coded poly coating.



| Item # | IP | MP | PKG | Color | Length | |
|---------------|-------|----|-----|-------|--------|---|
| W1830* | 2-PK | 4 | 48 | BLK | Red | 24" |
| W1831* | 2-PK | 4 | 48 | BLK | Blue | 36" |
| W1832* | 2-PK | 4 | 48 | BLK | Green | 48" |
| W1890* | 20-PC | 1 | 9 | TUB | Multi | 40" (2), 30" (2), 20" (4), 15" (4), Mini (6), Canopy straps (2) |

RUBBER STRAPS

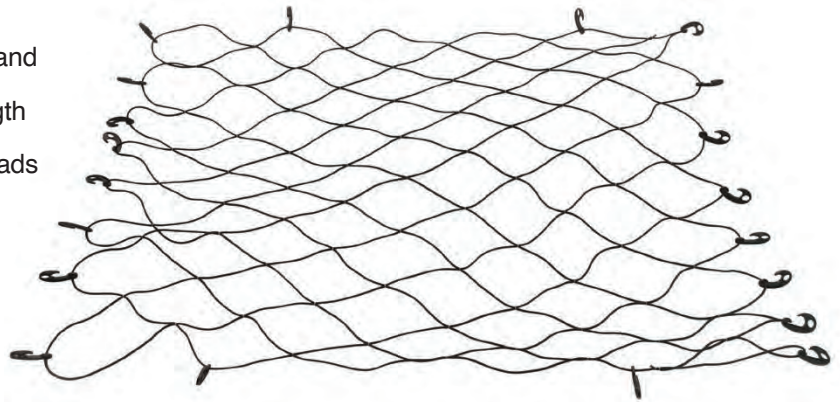
- Weather resistant EPDM material will not rot or lose elasticity after continuous exposure to the elements
- Plated steel S-hooks

| Item # | IP | MP | PKG | Length | |
|---------------|------|----|-----|--------|---------------------|
| W1811* | 6 | 96 | BAG | 15" | |
| W1812* | 6 | 96 | BAG | 21" | |
| W1813* | 6 | 96 | BAG | 31" | |
| W1814* | 6 | 48 | BAG | 41" | |
| W1891* | 6-PC | 1 | 9 | TUB | 15, 21, 31" (2 ea.) |



CARGO NET

- Durable plastic hooks fit over 1" (25mm) bars and are easy to hook to a truck's anchor points
- Multi-strand rubber core center for extra strength
- Holds up under extreme weather conditions
- Bungee material stretches to fit odd shaped loads



| Item # | IP | MP | PKG | |
|---------------|----|----|-----|----------|
| W1829* | 1 | 6 | CBX | 60 x 78" |

RATCHETING CARGO BAR

- The ratchet mechanism is used to add more tension for a tighter, stronger hold.
- Cushioned rubber end pads to guard against slipping and scratches.




| Item # | IP | MP | PKG | Adjustable |
|---------------|----|----|-----|------------|
| W1447* | 1 | 10 | CBX | 40 to 70" |

FLAT BUNGEEES & TOW ROPES

SHOP/GARAGE

FLAT BUNGEE CORDS W/CARABINER CLIP

- Combines the benefit of a flat bungee with the safety of a carabiner hook.
- Flat bungee cord distributes load weight more evenly.
- Anodized aluminum carabiners are corrosion resistant and connect more securely.



| Item # | IP | MP | PKG | Length |
|---------------|--------------|----|-----|--------------------------|
| W1449* | 5-PK | 6 | 48 | BAG 12, 18, 24, 30 & 36" |
| W1451* | 12" - Blue | 12 | 96 | CRD 12" (30cm) |
| W1452* | 18" - Green | 12 | 96 | CRD 18" (46cm) |
| W1453* | 24" - Yellow | 6 | 72 | CRD 24" (61cm) |
| W1454* | 30" - Orange | 6 | 72 | CRD 30" (76cm) |
| W1455* | 36" - Red | 6 | 48 | CRD 36" (91cm) |
| W1456* | 48" - Grey | 6 | 48 | CRD 48" (122cm) |


LED TRAILER ALIGNMENT KIT

- 2-in-1 magnetic trailer alignment kit features bright yellow foam balls for day use, and red flashing LEDs for night.
- Dual telescoping rods magnetically attach to your hitch and coupler.
- Telescoping sections extend to 41" tall.
- Stainless steel sections collapse down to 7-1/4" for easy storage.
- Includes 3-AG3 button cell batteries.



TOW ROPES

- Durable polypropylene rope resists wear and tear.
- Diamond braided to absorb shock.
- Lighter and stronger than chain.
- Zinc plated steel forged hooks.
- Heavy-Duty stitching.



W1436

W1437

- Designed for use with cars, trucks, 4x4's and farm equipment.

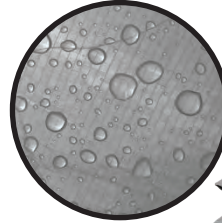
| Item # | IP | MP | PKG |
|---------------|----|----|-----|
| W1276* | 12 | 48 | DBL |

| Item # | IP | MP | PKG | Size | Break | Safe |
|---------------|----|----|-----|------------|--------|-------|
| W1436* | 1 | 6 | CBX | 3/4" x 17' | 8,500 | 2,833 |
| W1437* | 1 | 6 | CBX | 7/8" x 20' | 10,000 | 3,333 |

BLUE TARPS

- Water, mildew, tear and UV resistant.
- Double water proof surfaces.
- Double reinforced corners.
- Rope sewn in along edges for added strength.

| Item # | IP | MP | PKG | Cut Size | Finished | Mil |
|---------------|----|----|-----|----------|-----------------|-----|
| W6000* | 1 | 50 | BAG | 5 x 7' | 4' 6" x 6' 6" | 4 |
| W6002* | 1 | 40 | BAG | 6 x 8' | 5' 6" x 7' 6" | 4 |
| W6004* | 1 | 20 | BAG | 8 x 10' | 7' 6" x 9' 6" | 4 |
| W6006* | 1 | 15 | BAG | 10 x 12' | 9' 6" x 11' 6" | 4 |
| W6009* | 1 | 8 | BAG | 10 x 20' | 9' 6" x 19' 6" | 4 |
| W6011* | 1 | 10 | BAG | 12 x 16' | 11' 6" x 15' 6" | 4 |
| W6015* | 1 | 5 | BAG | 16 x 20' | 15' 6" x 19' 6" | 4 |
| W6020* | 1 | 5 | BAG | 18 x 24' | 17' 6" x 23' 6" | 4 |
| W6022* | 1 | 3 | BAG | 20 x 30' | 19' 6" x 29' 6" | 4 |
| W6025* | 1 | 2 | BAG | 26 x 40' | 25' 6" x 39' 6" | 4 |



SILVER TARPS

| Item # | IP | MP | PKG | Cut Size | Finished | Mil |
|---------------|----|----|-----|----------|----------------|-----|
| W7002* | 1 | 20 | BAG | 6 x 8' | 5' 6" x 7' 6" | 10 |
| W7004* | 1 | 10 | BAG | 8 x 10' | 7' 6" x 9' 6" | 10 |
| W7006* | 1 | 8 | BAG | 10 x 12' | 9' 6" x 11' 6" | 10 |

BOOT AND SHOE BRUSH

- Wood blocks with heavy duty steel frame.
- Easily screwed down to any surface using the integrated tabs.
- Heavy poly bristles for long life.

| Item # | IP | MP | PKG |
|---------------|----|----|-----|
| W9451* | 1 | 6 | CBX |



PLASTIC BOOT TRAY

- Perfect for muddy and wet boots and shoes.
- Large enough to hold 3 pairs.
- Made of 100% recycled materials.


| Item # | IP | MP | PKG | Size |
|----------------|----|----|-----|------------------|
| W89018* | 12 | 12 | LAB | 26-1/2 x 13-1/2" |



COMPACT POWER PULLER


- Collapsible with carrying case for easy storage and portability.
- Alloy hooks with approved safety latches.
- Removable handle with comfort grip for extra leverage.

| Item # | IP | MP | PKG | Rolling | Lifting | Cable |
|---------------|----|----|-----|---------|---------|----------|
| W4003* | 1 | 6 | SLV | 1 ton | 1/2 ton | 6' x 5mm |



POWER PULLERS


- Drop forged steel safety hooks.
- High grade aircraft cable.
- Automatic notch-at-a-time release for maximum safety.



| Item # | IP | MP | PKG | Rolling | Lifting | Cable |
|----------------|----|----|-----|---------|---------|-----------|
| 50-100* | 1 | 6 | CBX | 2 ton | 1 ton | 6' x 5mm |
| 50-101* | 1 | 4 | CBX | 4 ton | 2 ton | 10' x 6mm |

HAND POWER PULLERS

- Drop forged steel safety hooks.
- High grade aircraft cable.
- Versatile hook design.
- Automatic notch at a time release for maximum safety.



| Item # | IP | MP | PKG | Rolling | Lifting | Cable |
|-----------------|----|----|-----|---------|---------|-----------|
| W4000DB* | 1 | 6 | CBX | 2 ton | 1 ton | 12' x 5mm |
| W4004DB* | 1 | 4 | CBX | 4 ton | 2 ton | 12' x 6mm |

STADIUM BINOCULARS

- High quality glass lenses produce crisp, clear images.
- Ergonomic rubberized body for improved grip.
- Fold down rubber eye cups for use with glasses.
- Center wheel focus.
- Field of view 402 ft. at 1100 yards.



| Item # | IP | MP | PKG | Magnification |
|--------|----|----|-----|---------------|
| W9460* | 10 | 20 | CBX | 7x50 |

COMPACT BINOCULARS

- 21mm objective ruby colored glass lenses produce crisp clear images.
- Ergonomic rubberized body for improved grip.
- Compact design so you can take them anywhere.
- Fold down rubber eye cups for use with glasses.
- Neck strap, carrying case and lens cleaning cloth included.
- Center wheel focus.
- Field of view 402 ft. at 1100 yards.



| Item # | IP | MP | PKG | Magnification |
|--------|----|----|-----|---------------|
| W9461* | 12 | 48 | CBX | 8x21 |

SCREWDRIVER GRIP BOTTLE OPENER

- Ergonomic non slip molded grip for improved comfort and control.
- Alloy steel construction with corrosion resistant chrome finish.
- Works on foreign and domestic models.
- An essential in every tool box, tool chest, garage cabinet or junk drawer for both the professional and DIY.



| Item # | IP | MP | PKG |
|---------|----|----|-----|
| W30975* | 6 | 72 | TAB |

CARABINERS

- Lightweight aluminum construction.
- Hundreds of uses.
- Not for Climbing.



Ergonomic soft grip handle.

W461
20197



W3203
W969

Includes non-scratch liner. 45 lbs. pull.

W482



Locking cage prevents tampering or accidental opening. 45 lbs. limit.



20194



W2558

300 lbs. rated polyester paracord cord material. Unravels to over 10' in length. (Approximately 9' coiled x 3/4" wide). 200 lbs. rated aluminum carabiner buckle.

| Item # | | IP | MP | PKG | Size |
|--------|-----------------|----|-----|------------|------|
| W461* | Jr. Jumbo | 8 | 48 | CRD | 5" |
| 20197* | Jr. Jumbo | 5 | 30 | Pg 324 | 5" |
| W463* | Jumbo | 6 | 48 | CRD | 7" |
| W3203* | with Key Ring | 20 | 240 | Pg 319 | 3" |
| W969* | with Key Ring | 30 | 180 | BLK | 3" |
| 20194* | Locking | 6 | 36 | CRD | 3" |
| W482* | with Magnet | 8 | 72 | DBL/Pg 322 | 2" |
| W2558* | w/ 10' Paracord | 12 | 108 | Pg 318 | 2" |

3-PC WIRE BRUSH SETS

- Useful for many utility cleaning purposes.
- Brass, stainless steel and nylon bristles.



| Item # | IP | MP | PKG | Steel | Brass | Nylon |
|----------------|----|-----|--------|--------|---------------|--------|
| W1148* | 6 | 144 | CRD | 7-1/8" | 7-1/8" | 7-1/8" |
| W20140* | 4 | 24 | Pg 324 | 6-7/8" | 6-7/8" | 6-7/8" |
| W1149* | 6 | 72 | CRD | 9-1/8" | 8-3/4, 7-1/8" | - |

UTILITY WIRE BRUSHES

- Tough, all purpose steel bristles.
- Comfortable curved handle.
- Cleans rust, paint, dirt, and much more, quickly and easily.



| Item # | IP | MP | PKG | Handle Type |
|---------------|----|-----|-----|-------------|
| W1150* | 12 | 144 | BLK | Plastic |
| W1152* | 12 | 144 | CRD | Wood |

3-PC WIRE BRUSH SET

- Contoured plastic handles allow users to comfortably apply higher pressure than with conventional wire brushes.
- 33 gauge 7/8" long steel bristles.



| Item # | IP | MP | PKG | Material |
|---------------|----|----|-----|-----------------------------------|
| W4990* | 6 | 24 | DBL | 201 stainless, galvanized & brass |

PAINT BRUSH SETS


- Durable plastic handles.
- For use with many paints.



| Item # | IP | MP | PKG | Sizes |
|---------------|------|----|-----|----------------------------|
| W232C* | 3-PC | 12 | 288 | CRD 1/2, 1, 2" |
| 20124* | 2-PC | 4 | 24 | Pg 323 1, 2" |
| 20195* | 5-PC | 4 | 24 | BAG 1, 1-1/2, 2, 2-1/2, 3" |

12-PC DETAIL BRUSH KIT

- Seamless steel ferrules won't rust or split and are double-crimped for long life.
- Nylon bristles and wooden handles with a smooth finish, for improved control.



| Item # | IP | MP | PKG | Includes |
|--------------|----|----|-----|---|
| W228* | 24 | 72 | CRD | 3/8 round, 6 round, 3/8 angle, 4 angle, 3/8 filbert, 3/8 saw tooth, 1/2 flat, 1/4 flat, 2 fan, 8 liner, 4 liner, 5/0 liner. |

BRUSHES & CLEANING

SHOP/GARAGE

24 IN. SHOP BROOM

- Soft bristles for use on smooth to medium surfaces such as garage/shop floors, finished concrete, masonry and more.
- Durable polypropylene fibers sweep smooth to mildly rough surfaces such as garages, shops, driveways, patios, cement and more.

Includes display

Features a universal aluminum ferule and hang hole.



| Item # | IP | MP | PKG | Steel Handle | |
|--------|----|----|-----|--------------|----------|
| | | | | Length | Diameter |
| W28* | 1 | 12 | SLV | 60" | 15/16" |

STEEL DUSTPAN

- Double riveted tubular steel handle.
- Comfortable rubberized grip.
- Durable powder coated finish resists rust and corrosion.



| Item # | IP | MP | PKG | Size |
|--------|----|----|-----|-------------|
| W29* | 1 | 6 | LAB | 16-1/2 x 9" |

WOOD HANDLE BENCH BRUSH

- Durable natural wood handle contoured for comfort and control.
- Black bristles and made of long-lasting polypropylene.
- Bristled portion measures 7" long



| Item # | IP | MP | PKG |
|--------|-----|----|--------|
| W1232* | 14" | 4 | 24 BLK |

FINGERNAIL BRUSHES

- Easy grip, plastic handle.
- Tough, long lasting nylon bristles.

W9163
Contoured handle for better grip.



| Item # | IP | MP | PKG |
|--------|----|-----|-----------------|
| 20127* | 12 | 72 | Pg 323 |
| 20222* | 6 | 72 | Pg 324 |
| W3229* | 12 | 144 | Pg 319 |
| W3300* | 18 | 144 | Pg 321 |
| W985* | 30 | 180 | BLK |
| W990* | 15 | 90 | BLK |
| W9163* | 9 | 54 | Pg 316 W/Magnet |

PARTS CLEANING BRUSHES

- Durable PVC bristles.
- Essential around the shop for keeping parts free of build-up.



| Item # | IP | MP | PKG |
|--------|----|-----|--------|
| W197B* | 12 | 144 | BLK |
| W197C* | 6 | 144 | CRD |
| 20180* | 6 | 36 | Pg 324 |

COTTON CLEANING SWABS

- Industrial strength, low lint cotton swabs with excellent solvent holding capacity.
- Compatible with most solvents such as alcohol, acetone, flux, oils, greases and solvents.
- All swabs fit easily into a stand up 12" tall x 4.5" wide clear plastic tube.



Strong, flexible bamboo handles will bend without breaking.



| Item # | IP | MP | PKG | Sizes Included |
|---------------|--------|----|--------|---|
| W1470* | 225-PC | 6 | 48 SLV | (100) - 5mm x 7.6 cm, (50) - 5mm x 15 cm, (25) - 12mm x 19.5 cm, (25) - 16mm x 21 cm and (25) - 20mm x 21.5 cm |
| W1471* | 325-PC | 6 | 48 SLV | (100) - 5mm x 7.6 cm, (100) - 5mm x 15 cm, (50) - 8.5mm x 15 cm, (25) - 12mm x 19.5 cm, (25) - 16mm x 21 cm and (25) - 20mm x 21.5 cm |

12-PC MULTI GRADE STEEL WOOL

- Smooth wood or rough up metal surfaces during paint prep.
- Perfect for cleaning, polishing, buffing and refinishing



25 PACK SHOP TOWELS

- Picks up dirt, grease and liquids.
- Machine washable.
- Soft all-cotton weave.



| Item # | IP | MP | PKG | Includes (4 each) |
|---------------|----|----|-----|-------------------------------|
| W1253* | 12 | 48 | BAG | #0 fine, #1 medium, #3 coarse |

| Item # | IP | MP | PKG | Size |
|---------------|----|----|-----|--------------|
| W1476* | 1 | 24 | BAG | 13-3/4 x 13" |

HEAVY DUTY SPRAY BOTTLE


- Heavy duty chemical resistant sprayer bottle hold up to harsh cleaners and solvents.
- High output fluid nozzle that can dispense large volumes down to a light mist.
- A molded fingertip trigger helps reduce finger fatigue during rigorous use.
- Full range Adjustable Nozzle for Fine Mist, Coarse Spray, and Jet Stream.



| Item # | IP | MP | PKG |
|---------------|-------|----|--------|
| W1473* | 32 oz | 12 | 24 BLK |

5-PC CLIP, FILE & CUTTING KIT

- Stainless steel tools with rust resistant black oxide finish.
- Includes: Large 3-1/8" nail clipper, medium 2-1/4" curved nail clipper, 3-3/4" tweezers, 3-1/2" nail file/cleaner, 3-1/2" trimming scissors.



Stylish case helps protect the sharp edges and keep everything organized.

| Item # | IP | MP | PKG |
|---------------|----|----|-----|
| W1480* | 4 | 96 | CRD |

SQUEEGEES & SNOW BRUSHES

SHOP/GARAGE

SQUEEGEES

- Tough, rubber blades.
- Wood handles.
- Zinc plated body.



**W465/
W9166**

3 in 1 tool for ice breaking, scraping and wiping.



W1460

- Quality flexible silicone blade.

| Item # | | IP | MP | PKG | Blade | Length |
|-------------------|-------------|----|----|-----|-------------|--------------|
| W465* | LOW PROFILE | 12 | 96 | BLK | 4.5" | 4.5" |
| W1466* | | 10 | 50 | BLK | 8" Rubber | W/20" Handle |
| W1468* | | 10 | 50 | BLK | 8" Rubber | W/24" Handle |
| W1472* | | 10 | 50 | BLK | 10" Rubber | W/20" Handle |
| W1460* | | 8 | 16 | BLK | 8" Silicone | - |
| W1466HEAD* | HEAD ONLY | 1 | 50 | LAB | 8" Rubber | - |
| W1466HDL* | HANDLE ONLY | 1 | 50 | LAB | - | 20" Handle |
| W9166* | LOW PROFILE | 12 | 96 | BLK | 4.5" | 4.5" |

Replacements for Performance Tool squeegee models W1466 and W1468



TELESCOPING SNOW BRUSHES & SQUEEGEES

- Strong, lightweight aluminum twist lock telescoping handle for extended reach.
- Durable ABS and polypropylene head construction.
- Soft foam grips for comfort and control.



W1465

- Double ended tool with 10" brush/squeegee head, and 5-7/8" ice scraper.
- Length: 32.5" - 43.5" (82.6-110.5cm); 7" brush (17.8cm) with 2.5" (6.4cm) bristles; 4" (10.2cm) scraper.



W1463

- Double ended tool with 7" brush and 4" ice scraper.
- Length: 28" - 46.5" (71-118cm); 10" (25cm) brush with 1.5" (3.8cm) bristles; 5-7/8" (14cm) scraper; 10.5" (26.7cm) squeegee.



W1469

- Length: 20" - 60" (51-152cm); 10" (25cm) brush width.
- Great for RV's semi-trucks, buses and other large vehicles with hard to reach windows.

| Item # | | IP | MP | PKG | Length |
|---------------|-------------------|----|----|-----|-------------|
| W1463* | 2-IN-1 SNOW BRUSH | 1 | 12 | BLK | 28"-46.5" |
| W1465* | 3-IN-1 SNOW BRUSH | 1 | 12 | BLK | 32.5"-43.5" |
| W1469* | 60" SQUEEGEE | 10 | 30 | BLK | 20"-60" |

24 IN. SNOW BRUSH/ICE SCRAPER

- Ergonomic rubber handle provides positive grip in wet conditions.
- Durable ABS and polypropylene construction.
- Scraper features built-in teeth for breaking up compacted ice.



| Item # | IP | MP | PKG | Length |
|---------------|----|----|-----|--------|
| W1461* | 12 | 24 | BLK | 24" |

2-IN-1 WINDOW CLEANER/SCRAPER

- Telescoping handle extends from 14.75 to 19 inches (37.5-48.5cm).
- 180° triangular swivel head.
- Soft microfiber cover will not scratch interior or exterior surfaces.
- Heavy duty ice scraper with ice ripping teeth and comfortable foam grip



Works great to clear foggy windows.



| Item # | IP | MP | PKG | Length |
|---------------|----|----|-----|------------|
| W1462* | 6 | 24 | BLK | 14.75"-19" |

**EMERGENCY
ROADSIDE KITS**



Essential tools for the occasional automotive emergency.
60220

| Item # | IP | MP | PKG | Contents |
|---------------|----|----|-----|---|
| W1555* | 1 | 6 | SLV | 8' jumper cables (10ga), 2 ton 14' tow rope (1,333 lbs. working load), Krypton flashlight with 2-AA batteries, slip joint pliers, 2-in-1 screwdriver, bungee cords, rain poncho, first aid kit, gloves, ice scraper, tire gauge, knife, cable ties and electrical tape. |
| W1556* | 1 | 10 | SLV | 8' jumper cables, flashlight with 2-AA batteries, tire gauge, knit gloves, whistle, 10-pc fuse and terminal kit, electrical tape, slip joint pliers, #2 Philips, 1/4" slotted screwdrivers. 1/4" dr sockets: 1/4, 5/16, 3/8, 7/16", 4, 6, 8, 10, 12mm, spinner handle. |
| W1557* | 4 | 16 | SLV | 8 foot 10GA jumper cables, 12 inch bungee cord, rain poncho, first aid kit, gloves, tire gauge, scissors, 8 inch cable ties and electrical tape. |
| 60220* | 1 | 4 | SLV | 12V 150 PSI tire inflator, 8' jumper cables (10ga), free standing warning triangle, flashlight, slip joint pliers, bungee cords, screwdriver, gloves, snap blade knife, rain poncho, tire gauge, electrical tape and cable ties. |

DOT WARNING TRIANGLES

- This D.O.T. approved warning triangle is ideal for unexpected roadside emergencies.
- Total weight of 2.9 pounds for stability in windy conditions.
- Measures 17-1/2" x 17-1/4" tall.



W1498

Convenient travel case keeps all three triangles together until needed.




W1499



| Item # | IP | MP | PKG |
|---------------|----|----|------------|
| W1499* | 1 | 4 | LAB |
| W1498* | 1 | 4 | LAB 3-PACK |

EMERGENCY TRACTION MAT

- Emergency traction when your vehicle is stuck in snow, ice, mud or sandy conditions.
- Flexible heavy duty plastic, strong metal hinges, and raised nubs for superior traction.
- Lightweight, and folds to a compact size to store easily in your trunk.
- Comes as a set of 2 traction mats in safety yellow.



Best alternative for tire chains and easier to use, simply place it under your tires and drive up smoothly.

| Item # | IP | MP | PKG | W | D | H |
|----------------|----|----|-----|--------|---------|----|
| W41003* | 1 | 4 | SLV | Open | 38" | 7" |
| | | | | Closed | 11-3/4" | 7" |

POWER INVERTERS

SHOP/GARAGE


120V AC
OUTLETS

2.4A
USB PORT

FAILSAFE
FEATURES

POWER INVERTERS

- Advanced technology features: Micro Computer Unit for precise output; more efficient heat dissipation extends life of the inverter.
- Built-in protection including overload, overheating, high/low input voltage, battery drain and reverse polarity result in multiple level of safe operation.
- Thermal protection: unit shuts down if operating temperature range is exceeded.
- Surge protection: protects against excessive current fluctuations.
- Low Battery alarm: unit triggers alarm if vehicle battery level is too low.
- Short-circuit: prevents damage from reverse wiring or incorrect installation.
- High-speed, built-in fans provides cool, constant operation



W16650


- Designed to fit into your vehicle's cup holder.
- Power / fault LED indicator.



W16651

- Power / fault LED indicator.

CONVERTS
12 Volt to 120 Volt



W16653

- Digital display indicates battery voltage, output power in W or KW and error codes.
- Mounting rack to install unit on a flat area.



W16652

- Digital display indicates battery voltage, output power in W or KW and error codes.
- Mounting rack to install unit on a flat area.

| Item # | IP | MP | PKG | Watt | Peak Watt | AC Outlets | USB | Cable |
|----------------|----|----|-----|-------|-----------|--------------------|-------------|--|
| W16653* | 1 | 2 | CBX | 2,000 | 4,000 | Three 120V outlets | Single 2.1A | 3', 4 gauge copper battery cable |
| W16652* | 1 | 6 | CBX | 1,000 | 2,000 | Dual 120V outlets | Single 2.1A | 3', 4 gauge CCA battery cable |
| W16651* | 1 | 10 | CBX | 400 | 800 | Dual 120V outlets | Single 2.4A | 12V power cord & battery clamp cables |
| W16650* | 1 | 6 | CBX | 120 | 240 | Single 120V outlet | Dual 3.1A | 3' cigarette plug w/ built-in replaceable fuse |

REMOTE POWER INVERTER SWITCH

- Allows remote power on and off your inverter from up to 20 feet away.
- Includes 20 foot cord and mountable switch plate.
- Simple and secure plug and play connection via RJ12 jack.

LED power indicator and easy push button switch.



Works with Performance Tool 1,000 Watt and 2,000 Watt inverters, model W16652 and W16653 and any brand inverter with RJ12 jack

| Item # | IP | MP | PKG |
|----------------|----|----|-----|
| W16649* | 1 | 10 | CLM |

BLK: Bulk | **CAS:** Storage Case | **CBX:** Color Box | **CRD:** Carded | **CLM:** Clamshell | **DBL:** Double Blister
LAB: Color Label | **RAC:** Storage Rack | **SHK:** Shrink Wrap | **SLV:** Sleeve | **TAB:** Hang Tab | **WBX:** White Box

PORTABLE SAFE/LOCKBOX

- Great for keeping your phone, wallet, documents, protection devices or other valuable articles secure.
- Ideal for use in cars, trucks, vans, boats, in the office, at home and more.
- Heavy duty steel construction with black powder coat finish.
- Soft, durable interior will not scratch stored articles.
- Includes bracket, mounting hardware, security cable and 2 keys.



Can be secured with the included mounting bracket and hardware or 3' security cable.



When box is locked it cannot be removed from the mounting bracket.



| Item # | IP | MP | PKG | W | D | H | |
|---------|----|----|-----|------|--------|--------|--------|
| W53998* | 1 | 10 | CBX | O.D. | 8-1/4" | 5-7/8" | 2-1/4" |
| | | | | I.D. | 7" | 5-1/4" | 2" |

MAGNETIC KEY HOLDER

- Strong magnetic sticks to metal surfaces.



| Item # | IP | MP | PKG |
|---------|----|-----|--------|
| W1804C* | 24 | 288 | CRD |
| W3221* | 10 | 120 | Pg 319 |

PROP ROD

- Extends from 16" to 40".
- Simple twist-lock action.



| Item # | IP | MP | PKG |
|--------|----|----|-----|
| W1475* | 1 | 60 | BAG |

BLIND SPOT MIRRORS

- Provides essential wide angle view.
- Aluminum housing.
- Self adhesive back sticks to side view mirror.



| Item # | IP | MP | PKG | Size |
|--------|----|-----|--------|--------|
| W29C* | 12 | 288 | CRD | 3-3/4" |
| W30C* | 12 | 288 | CRD | 3" |
| W31C* | 12 | 288 | CRD | 2" |
| W3231* | 25 | 300 | Pg 320 | 2" |

LICENSE PLATE SCREWS

- Set of four Nylon fasteners.
- All weather, will not corrode.



| Item # | IP | MP | PKG |
|--------|----|-----|-----|
| W26C* | 24 | 288 | CRD |

EMERGENCY AUTO SAFETY TOOL

- Seat belt cutter to quickly exit vehicle.
- Bright LED flashlight and 9 flashing red LED lights to alert others.
- Glass breaker for emergency escapes.
- Magnetic base sticks to any steel surface.
- Powered by 2-AA batteries (not included).



| Item # | IP | MP | PKG |
|--------|----|----|-----|
| W1553* | 6 | 48 | DBL |

HANDYMAN FIRST AID KIT

- 1 Non-woven triangular bandage.
- 5 Fabric bandages - 3" x 1"
- 4 Fabric knuckle bandages.
- 4 Fabric Fingertip bandages.
- 1 Saline solution 0.5 oz.
- 2 Small dressing.
- 1 Finger dressing.
- 6 Safety pins.
- 2 Alcohol wipes.



| Item # | IP | MP | PKG |
|--------|----|----|-----|
| W1554* | 6 | 24 | SLV |

SELF PORTRAIT MONOPOD

- Portable, compact, lightweight, sturdy and easy to use.
- Anti-swivel groove to stabilize and prevent camera/phone from turning.
- Adjustable thumb screw provides flexibility for multiple angle shooting and 180° rotation.
- Connection cable allows operation without batteries, timers or a separate remote.



| Item # | IP | MP | PKG | Reach |
|---------|----|----|--------|------------|
| W15033* | 8 | 48 | Pg 317 | 12" to 43" |

6 IN. USB MINI FAN

- Compact 4" aluminum blade and 6" frame delivers a lot of cooling air flow without taking up a lot of space.
- Brushless axial motor allowing for whisper quiet operation.
- Sturdy metal stand with rubber feet is adjustable with 360 degrees of rotation.
- Powered by a 3' USB cable that can operate from a computer, laptop, power bank and other USB outlet.



Perfect fan for the office, home, dorm, study, library, game room or garage.

| Item # | IP | MP | PKG | Watts | USB Cable |
|--------|----|----|-----|-------|-----------|
| W1663* | 1 | 45 | CBX | 0.25 | 3' |

USB VOLTAGE METER


- Allows you to monitor the charge voltage and current of your digital USB device to ensure the optimal charge rate.
- Use to check the output voltage and amperage of mobile charger cables, power usage of your device, and compare the performance of USB chargers.
- Dual USB outputs can also be used device charging and data transfer and for charging mobile phones, tablets and other USB devices.



| Item # | IP | MP | PKG | Specifications |
|--------|----|-----|-----|---|
| W3002* | 12 | 192 | CRD | DC voltage: 4-20V, +/- 1%; DC current: 0-5A, +/- 1% |

44-PC BUTTON CELL BATTERY PACK

- Wide range of popular button cell batteries.
- Includes:
 - 12 of AG13 (LR44)
 - 6 of AG3 (LR41)
 - 12 of CR2032
 - 6 of CR2016
 - 4 of CR2025
 - 4 of CR1616



| Item # | IP | MP | PKG |
|--------|----|----|------------|
| W483* | 8 | 48 | CRD/Pg 322 |

BATTERY TESTERS

- Test standard and rechargeable batteries: 9V, AA, AAA, C, D, 1.5V Button Type.
- Easy-to-read with Good, Low and Poor indicators.



Built of durable plastic and stainless steel. Includes 1.5v battery.



Compact design, no batteries required.

| Item # | | IP | MP | PKG |
|--------|---------|----|----|-----|
| W2986* | Digital | 16 | 96 | CRD |
| W2987* | Analog | 16 | 96 | CRD |

Easy to read dual color LED readout shows red for amperage and blue for voltage.




12V HEATED TRAVEL BLANKET



- 3 heat settings, Low / Medium/ High, lets you adjust the temperature to just the right amount of heat.
- Built-in automatic 45 minute timer prevents overheating.
- Made out of plush polar fleece.

W6049



W6046

USB HEATED LAP BLANKET

- Made of high quality polyester.
- Powered through any USB port which can be found on most computers, phone chargers, and portable power supplies.

| Item # | IP | MP | PKG | Max Heat | Input | Max Current | Watt | Cord | Size |
|---------------|-----|----|-----|----------|-------|-------------|------|------|-----------|
| W6049* | 12V | 1 | 6 | LAB | 149°F | 12v DC | 4.5A | 50 | 43" x 59" |
| W6046* | USB | 1 | 24 | LAB | 100°F | USB Plug | 5A | - | 30" x 16" |

LENS REPAIR TAPE

- Use as a temporary fix on rear brake lights and turn signals.
- Red weather resistant self adhesive tape.



| Item # | IP | MP | PKG | Size |
|---------------|----|------|-----|----------|
| W506C* | 60 | 1200 | BAG | 10" x 5" |

DOT REFLECTIVE TAPE


- DOT approved reflective tape provides excellent visibility from all angles both day and night for increased safety.
- Helps reduce damage and accidents by marking potential hazards.

Complies with Federal Motor Vehicle Safety Standard 108, exceeds NHTSA requirements and is certified DOT-C2.



W1559

W1558



| Item # | IP | MP | PKG | Dimensions |
|---------------|----------------|----|-----|------------------|
| W1558* | ROLL | 6 | 48 | BAG 2' W x 25' L |
| W1559* | PRE-CUT STRIPS | 6 | 96 | BAG 2" W x 12" L |

GRIP TAPE ROLLS

- Textured anti-slip surface provide added safety for otherwise slippery areas.
- Peel away adhesive backing for easy application and non-residue clean up.
- PVC based rubber backing resists water vapor, mild acids, gases, oils, alcohols, and UV other liquids.



High visibility black and yellow safety pattern.



| Item # | IP | MP | PKG | Dimensions |
|--------------|----------------|----|-----|------------------|
| W514* | BLACK & YELLOW | 6 | 54 | BAG 2" W x 16' L |
| W515* | BLACK | 6 | 54 | BAG 2" W x 16' L |

W514

W515

CAULK GUNS

- Uses standard 10oz sealants, caulks, and adhesive cartridges.



W54295



W54250

| Item # | IP | MP | PKG |
|---------|------------|----|--------|
| W54250* | Ratcheting | 6 | 48 LAB |
| W54295* | Heavy Duty | 6 | 36 LAB |

PTFE SEALING TAPE

- Perfect for fittings, pipes, valves, gauges and other threaded parts.

| Item # | IP | MP | PKG | Size |
|--------|------|-----|-----------|------------|
| M609C* | 24 | 288 | CRD | 1/2" x 21' |
| W1909* | 24 | 144 | BLK | 1/2" x 21' |
| W3245* | 12 | 144 | Pg 320 | 1/2" x 21' |
| W3303* | 20 | 160 | Pg 321 | 1/2" x 21' |
| 20100* | 2-PK | 6 | 36 Pg 323 | 1/2" x 33' |
| W974* | 40 | 240 | BLK | 1/2" x 33' |



ELECTRICAL TAPE

- Flexible material conforms to sharp contours with firm gripping rubber resin adhesive.
- Suitable for use at no more than 600V and not more than 176°F (80°C).
- UL Listed.

| Item # | IP | MP | PKG | Size |
|--------|------|-----|-----------|------------|
| W501* | 10 | 500 | SHK | 3/4" x 30' |
| W502* | 10 | 200 | SHK | 3/4" x 60' |
| W3309* | 15 | 120 | Pg 321 | 3/4" x 30' |
| W501D* | 24 | 144 | BLK | 3/4" x 30' |
| 20101* | 2-PK | 6 | 36 Pg 323 | 3/4" x 30' |



W549



5-PACK ROLLS SETS

| | | | | | |
|--------|---------|----|----|--------|------------|
| W548* | Black | 12 | 72 | BAG | 3/4" x 30' |
| W549* | Colored | 12 | 72 | BAG | 3/4" x 30' |
| 20165* | Colored | 4 | 24 | Pg 324 | 3/4" x 30' |

DUCT TAPE

- Heavy duty duct tape has thousands of uses around the home, garage or workshop.
- Strong polyethylene backed, rubber base adhesive for a strong hold. 17 mil thick (excludes 20102).

| Item # | IP | MP | PKG | Size |
|--------|--------|----|-----|---------------------|
| W503* | Silver | 1 | 24 | LAB 2" x 150' |
| W504* | Black | 1 | 24 | LAB 2" x 150' |
| 20102* | Silver | 6 | 36 | Pg 323 2-7/8" x 30' |



SUPER GLUE

- Bonds metal, plastics, rubber, ceramic and porcelain.
- Works in seconds.
- Permanent repairs to most non-porous surfaces.



| Item # | IP | MP | PKG |
|--------|----|-----|--------|
| 20135* | 12 | 72 | Pg 324 |
| W3236* | 20 | 240 | Pg 320 |

RUBBER CEMENT

- For use with tire patches.
- Many uses around the house and garage.



| Item # | IP | MP | PKG |
|--------|----|-----|-----|
| 60210* | 10 | 100 | CRD |

7 SECOND GLUE AND FILLER

- Works on rubber, glass, copper, aluminum, steel and most plastics.
- Included application pack with sand paper, razor blade, masking tape, glove, paddle, pin, precision applicator tube.



Not engineered to work on polyethylene, polypropylene plastics, Teflon, or fiber based materials like paper and cloth.

| Item # | IP | MP | PKG |
|--------|----|----|------------|
| W481* | 6 | 48 | CRD/Pg 322 |

100 FT. TWIST TIE W/CUTTER

- Strong, plastic-coated twist wire with hanging spool.
- Plastic covered for indoor and outdoor use.
- Built-in cut-to-length trimmer.
- Material: PVC plastic, iron wire.



| Item # | IP | MP | PKG | Length |
|--------|----|----|-----|------------|
| W117* | 6 | 60 | CRD | 100' (30m) |

ADJUSTABLE CABLE TIE GUN

- High impact nylon and fiberglass body.
- Adjustable bundling pressure.
- Flush cuts end of cable tie.



| Item # | IP | MP | PKG | Capacity |
|---------------|----|----|-----|--|
| W2919* | 6 | 48 | CRD | 3/32" to 3/16" wide, up to 1/16" thick. 2.4mm to 4..8mm |

8-PC HOOK & LOOP TIES

- Durable self gripping straps.
- Weather resistant for indoor or outdoor use.



| Item # | IP | MP | PKG | Size |
|---------------|----|-----|-----|------|
| W2911* | 12 | 144 | BAG | 12" |

CABLE TIE SETS

- Resealable bag.
- Weather resistant.

| Item # | Length | Color | IP | MP | PKG | Tensile Strength |
|---------------|---------------|-------|----|-----|-----|------------------|
| W2904* | 100-PC 4" | Black | 10 | 100 | BAG | 18 lbs. |
| W2905* | 100-PC 5-1/2" | Black | 10 | 100 | BAG | 40 lbs |
| W2910* | 100-PC 8" | Black | 10 | 100 | BAG | 40 lbs, |
| W2912* | 100-PC 12" | Black | 10 | 100 | BAG | 50 lbs. |
| W2915* | 100-PC 14" | Black | 10 | 100 | BAG | 50 lbs. |
| W2924* | 50-PC 18" | Black | 10 | 100 | BAG | 120 lbs. |
| W2906* | 100-PC 4" | White | 10 | 100 | BAG | 18 lbs. |
| W2907* | 100-PC 5-1/2" | White | 10 | 100 | BAG | 40 lbs |
| W2908* | 100-PC 8" | White | 10 | 100 | BAG | 40 lbs, |
| W2913* | 100-PC 12" | White | 10 | 100 | BAG | 50 lbs. |
| W2917* | 100-PC 14" | White | 10 | 100 | BAG | 50 lbs. |
| W2926* | 50-PC 18" | White | 10 | 100 | BAG | 120 lbs. |
| W2903* | 50-PC 11" | B&W | 20 | 80 | BAG | 40 lbs. |
| W2927* | 24-PC 25" | B&W | 10 | 40 | BAG | 175 lbs. |
| W2928* | 24-PC 40" | B&W | 10 | 40 | BAG | 250 lbs. |

150-PC NEON CABLE TIE SET

- 50 pieces of each color. • Resealable Bag.

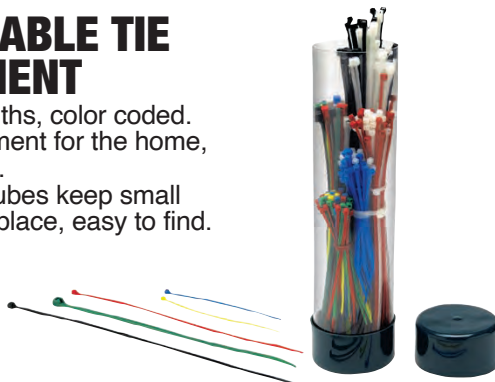
| Item # | IP | MP | PKG | Contents |
|---------------|----|-----|-----|-------------------------------|
| W2929* | 10 | 100 | BAG | 4" Yellow, 8" Pink, 12" Blue. |



W2929

250-PC CABLE TIE ASSORTMENT

- Variety of lengths, color coded.
- Handy assortment for the home, office, or shop.
- Clear plastic tubes keep small pieces in one place, easy to find.



| Item # | IP | MP | PKG | 4" | 6" | 8" |
|---------------|----|----|-----|----|----|-----|
| W2918* | 1 | 12 | LAB | 50 | 50 | 150 |

1,000-PC CABLE TIE ASSORTMENT

- Four lengths, color coded.
- 500 4", 100 6", 300 8" and 100 12" cable ties.
- Great for home, shop, office, RV, boat and so much more.



| Item # | IP | MP | PKG |
|---------------|----|----|-----|
| W2925* | 6 | 12 | LAB |

HARDWARE KITS

SHOP/GARAGE

1,000-PC O-RING, SPRING, COTTER PIN ASSORTMENT

- Mountable rack with handle.
- Extra storage container included.

| Cotter Pins | | SAE O-rings | | Metric O-rings | |
|--------------------------|----|-----------------|----|----------------|----|
| 1/16 x 1" | 60 | 3/32 x 15/64" | 10 | 3 x 1.5mm | 10 |
| 3/32 x 1" | 40 | 7/32 x 11/32" | 15 | 4.4 x 2mm | 15 |
| 3/32 x 1-1/2" | 35 | 5/8 x 3/4" | 10 | 5 x 2mm | 20 |
| 1/8 x 1-1/4" | 35 | 9/16 x 3/4" | 10 | 7 x 1.5mm | 20 |
| 1/8 x 2" | 16 | 3/4 x 1" | 10 | 10 x 1.5mm | 20 |
| 5/32 x 2-1/2" | 14 | 1/8 x 1/4" | 20 | 13 x 1.5mm | 15 |
| 3/16 x 3" | 5 | 1/4 x 3/8" | 15 | 10 x 2.5mm | 15 |
| 1/4 x 2" | 5 | 3/8 x 9/16" | 10 | 11 x 2.5mm | 15 |
| 1/4 x 3" | 5 | 5/8 x 3/16" | 10 | 13 x 2.5mm | 10 |
| 5/16 x 2-1/2" | 5 | 13/16 x 1-1/16" | 10 | 14 x 2.5mm | 10 |
| | | 5/32 x 9/32" | 20 | 16 x 2.5mm | 60 |
| Compress Springs | | 5/16 x 7/16" | 15 | 18 x 2.5mm | 40 |
| 7/32 x 1-1/2" | 20 | 7/16 x 5/8" | 10 | 19 x 2.5mm | 35 |
| 3/8 x 3/4" | 20 | 11/16 x 7/8" | 10 | 21 x 2.5mm | 35 |
| 23/64 x 1-3/8" | 20 | 7/8 x 1-1/8" | 10 | 22 x 2.5mm | 16 |
| 9/32 x 1/2" | 20 | 3/16 x 5/16" | 20 | 18 x 3.5mm | 14 |
| | | 3/8 x 1/2" | 10 | 20 x 3.5mm | 5 |
| Extension Springs | | 1/2 x 11/16" | 10 | 22 x 3.5mm | 5 |
| 5/16 x 1-1/8" | 20 | 3/4 x 15/16" | 10 | 23.5 x 3.5mm | 5 |
| 3/16 x 1-3/4" | 20 | 15/16 x 1-3/16" | 10 | 25 x 3.5mm | 5 |



Item # **W5353*** IP 1 MP 4 PKG CBX

1,200-PC NUT & BOLT ASSORTMENT

| Bolt | | | | | Screw | | |
|------------|--------|-----|---------|------------|-------|--------|-----|
| Size | Length | Qty | Nut Qty | Washer Qty | Size | Length | Qty |
| M3 | 16mm | 20 | 25 | 25 | 6 | 1/2" | 40 |
| M4 | 16mm | 20 | 25 | 25 | 8 | 3/4" | 40 |
| | 25mm | 20 | 25 | 25 | | 1/2" | 30 |
| M5 | 20mm | 20 | 25 | 25 | 10 | 5/8" | 20 |
| | 25mm | 20 | 25 | 25 | | 3/4" | 30 |
| M6 | 20mm | 20 | 25 | 25 | | 1" | 20 |
| Wood Screw | | | | | | | |
| 6 | 5/8" | 20 | 25 | 25 | 4 | 1/2" | 40 |
| 8 | 5/8" | 20 | 25 | 25 | 6 | 1/2" | 40 |
| | 1" | 20 | 25 | 25 | | 5/8" | 30 |
| 10 | 3/4" | 20 | 25 | 25 | 8 | 3/4" | 30 |
| | 1" | 20 | 25 | 25 | | 5/8" | 20 |
| 1/4" | 3/4" | 20 | 25 | 25 | | 1" | 20 |

Item # **W5226*** IP 1 MP 4 PKG CBX



1,120-PC STAINLESS STEEL SCREW ASSORTMENT

| Bolt | | | | Screw | | Wood Screw | |
|--------|------|---------|------------|--------|-----|------------|-----|
| Length | Qty | Nut Qty | Washer Qty | Length | Qty | Length | Qty |
| 6 | 1/2" | 30 | 110 | 110 | 6 | 3/4" | 40 |
| | 1" | 30 | | | | 1" | 35 |
| 8 | 3/4" | 25 | 80 | 80 | 8 | 3/4" | 30 |
| | 1/2" | 25 | | | | 1" | 25 |
| 10 | 3/4" | 20 | 50 | 50 | 10 | 1-1/2" | 25 |
| | 1" | 20 | | | | 3/4" | 25 |
| 1/4" | 3/4" | 20 | 30 | 30 | | 1" | 20 |
| | | | | | | 1-1/2" | 15 |

Item # **W5355*** IP 1 MP 12 PKG SLV



200-PC HEX WASHER SELF DRILLING SCREWS



| Item # | IP | MP | PKG |
|--------|----|----|-----|
| W5220* | 6 | 24 | CAS |



#8 X 3/4 in.
30 pcs



#8 X 1 in.
30 pcs



#8 X 1/2 in.
30 pcs



#10 X 1/2 in.
20 pcs



#10 X 3/4 in.
20 pcs



#10 X 1 in.
20 pcs



#8 X 5/8 in.
30 pcs



#10 X 5/8 in.
20 pcs



347-PC SAE NUTS & BOLTS



| Item # | IP | MP | PKG |
|--------|----|----|-----|
| W5221* | 6 | 24 | CAS |



#6 X 1/2 in.
Sheet Metal
Screw
32 pcs



#6 X 3/4 in.
Sheet Metal
Screw
26 pcs



#10 X 1 in.
Sheet Metal
Screw
13 pcs



#4 X 1/2 in.
Wood Screw
43 pcs



#6 X 3/4 in.
Wood Screw
32 pcs



#8 X 1 in.
Wood Screw
10 pcs



#10 Flat Washer
59 pcs



1/4 in. Flat Washer
19 pcs



#10-24 X 1 in.
Machine Screw
19 pcs



#10-20 X 3/4 in.
Machine Screw
24 pcs &
1/4 in.-20 Hex Nut
11 pcs



1/4 in.-20 X 3/4 in.
Machine Screw
10 pcs



#10-24
Hex Nut
49 pcs



347-PC METRIC NUTS & BOLTS



| Item # | IP | MP | PKG |
|--------|----|----|-----|
| W5222* | 6 | 24 | CAS |



3.5 X 12mm
Sheet Metal
Screw
32 pcs



3.5 X 19mm
Sheet Metal
Screw
26 pcs



5 X 25mm
Sheet Metal
Screw
13 pcs



3 X 12mm
Wood Screw
43 pcs



3.5 X 19mm
Wood Screw
32 pcs



4 X 25mm
Wood Screw
10 pcs



M5 Flat Washer
59 pcs



M6 Flat Washer
19 pcs



5 X 25mm
Machine Screw
19 pcs



6 X 19mm
Machine Screw
10 pcs &
M6 Hex Nut
11 pcs



5 X 19mm
Machine Screw
24 pcs



M5
Hex Nut
49 pcs



224-PC NUTS & BOLTS



| Item # | IP | MP | PKG |
|--------|----|----|-----|
| W5358* | 6 | 24 | CAS |



#6-32
24 pcs



#10-24
12 pcs



6-32 x 1 in.
12 pcs



8-32 x 1/2 in.
16 pcs



8-32 x 1-1/2 in.
10 pcs



8-32 x 2 in.
6 pcs



#8-32
18 pcs



#6
26 pcs



#10
12 pcs



8-32 x 3/4 in.
14 pcs



1/4 x 1 in.
8 pcs



1/4 x 1-1/2 in.
6 pcs



1/4 in.
16 pcs



1/4 in.
16 pcs



#8
18 pcs



10-24 x 1 in.
10 pcs



1/4 x 1 in.
8 pcs



1/4 x 1-1/2 in.
6 pcs



150-PC WING NUTS



| Item # | IP | MP | PKG |
|--------|----|----|-----|
| W5219* | 6 | 24 | CAS |



3/16 in. - 24
30 pcs



3/16 in. - 32
30 pcs



1/4 in. - 20
25 pcs



1/4 in. - 28
25 pcs



5/16 in. - 18
20 pcs



5/16 in. - 24
20 pcs



HARDWARE KITS

SHOP/GARAGE

240-PC NUTS & BOLTS



Item # IP MP PKG
W5334* 6 24 CAS

| | | | | | |
|-------------------------|-------------------------|-------------------------|-------------------------|-------------------------|-------------------------|
| M5 x 25M Bolt 10 pcs | M5 x 16M Bolt 10 pcs | M6 x 20M Bolt 10 pcs | M10 x 16M Bolt 5 pcs | M6 x 30M Bolt 10 pcs | M10 x 40M Bolt 5 pcs |
| M5 Nut 20 pcs | M5 Washer 20 pcs | M8 Nut 10 pcs | M10 Nut 10 pcs | M6 Washer 20 pcs | M10 Washer 10 pcs |
| M6 Nut 20 pcs | M4 x 20M Bolt 10 pcs | M4 x 12M Bolt 10 pcs | M8 x 25M 5 pcs | M8 x 40M 5 pcs | M10 Washer 10 pcs |
| | M4 Nut 20 pcs | M4 Washer 20 pcs | M8 Washer 10 pcs | | |

240-PC METRIC NUTS & BOLTS



Item # IP MP PKG
W5331* 6 24 CAS

| | | | | | |
|-------------------------|-------------------------|-------------------------|-------------------------|-------------------------|-------------------------|
| M5 x 25M Bolt 10 pcs | M5 x 16M Bolt 10 pcs | M6 x 20M Bolt 10 pcs | M10 x 16M Bolt 5 pcs | M6 x 30M Bolt 10 pcs | M10 x 40M Bolt 5 pcs |
| M5 Nut 20 pcs | M5 Washer 20 pcs | M8 Nut 10 pcs | M10 Nut 10 pcs | M6 Washer 20 pcs | M10 Washer 10 pcs |
| M6 Nut 20 pcs | M4 x 20M Bolt 10 pcs | M4 x 12M Bolt 10 pcs | M8 x 25M 5 pcs | M8 x 40M 5 pcs | M10 Washer 10 pcs |
| | M4 Nut 20 pcs | M4 Washer 20 pcs | M8 Washer 10 pcs | | |

106-PC ALLEN CAP SCREWS



Item # IP MP PKG
W5342* 6 24 CAS

| | | | | | |
|-----------------|----------------|---------------|--------------------|------------------|---------------------|
| 10-24 x 1/2 in. | 8-32 x 1/2 in. | 10-24 x 1 in. | 3/8-16 x 1-1/2 in. | 1/4-20 x 1 in. | 5/16-18 x 1-1/2 in. |
| | | | | | |
| | | | 3/8-16 x 1 in. | 1/4-20 x 1/2 in. | 5/16-18 x 1 in. |
| | | | | | |

200-PC SAE HEX SET SCREWS



Item # IP MP PKG
W5237* 6 24 CAS

| | | | | | |
|---------------------------|--|---|--------------------------|-------------------------|--------------------------|
| 5/32-32 X 3/16" 10 pcs | 3/8-24 X 3/8" 10 pcs Fine Thread | 5/16-24 X 3/8" 20 pcs Fine Thread | 5/16-18 X 3/8" 30 pcs | 3/8-16 X 3/8" 10 pcs | 5/16-18 X 1/2" 20 pcs |
| 1/8-40 X 3/16" 10 pcs | 3/16-24 X 1/4" 10 pcs | 1/4-28 X 1/4" 20 pcs Fine Thread | 1/4-20 X 1/4" 30 pcs | 3/8-16 X 1/2" 10 pcs | 1/4-20 X 3/8" 20 pcs |

200-PC METRIC HEX SET SCREWS



Item # IP MP PKG
W5238* 6 24 CAS

| | | | | | |
|---------------------|--------------------------------------|-------------------------------------|----------------------|-----------------------|----------------------|
| 4mm X 5mm 10 pcs | 10mm X 10mm 10 pcs Fine Thread | 8mm X 10mm 20 pcs Fine Thread | 8mm X 10mm 30 pcs | 10mm X 10mm 10 pcs | 8mm X 12mm 20 pcs |
| 3mm X 5mm 10 pcs | 5mm X 6mm 10 pcs | 6mm X 6mm 20 pcs Fine Thread | 6mm X 6mm 30 pcs | 10mm X 12mm 10 pcs | 6mm X 10mm 20 pcs |

350-PC LOCK & FLAT WASHERS



| Item # | IP | MP | PKG |
|--------|----|----|-----|
| W5216* | 6 | 24 | CAS |



| | | | | | |
|--------------------------|--------------------------|---------------------------|----------------------------|-----------------------------|----------------------------|
| #6 Flat Washer 50 pcs | #8 Flat Washer 40 pcs | #10 Flat Washer 30 pcs | 1/4" Flat Washer 25 pcs | 5/16" Flat Washer 15 pcs | 3/8" Flat Washer 15 pcs |
| #6 Lock Washer 50 pcs | #8 Lock Washer 40 pcs | #10 Lock Washer 30 pcs | 1/4" Lock Washer 25 pcs | 5/16" Lock Washer 15 pcs | 3/8" Lock Washer 15 pcs |

350-PC LOCK & FLAT WASHERS



| Item # | IP | MP | PKG |
|--------|----|----|-----|
| W5245* | 6 | 24 | CAS |



| | | | | | |
|---------------------------|---------------------------|---------------------------|---------------------------|---------------------------|----------------------------|
| 3mm Flat Washer 50 pcs | 4mm Flat Washer 40 pcs | 5mm Flat Washer 30 pcs | 6mm Flat Washer 25 pcs | 8mm Flat Washer 15 pcs | 10mm Flat Washer 15 pcs |
| 3mm Lock Washer 50 pcs | 4mm Lock Washer 40 pcs | 5mm Lock Washer 30 pcs | 6mm Lock Washer 25 pcs | 8mm Lock Washer 15 pcs | 10mm Lock Washer 15 pcs |

110-PC COPPER WASHERS



| Item # | IP | MP | PKG |
|--------|----|----|-----|
| W5217* | 6 | 24 | CAS |



| | | | | | |
|-------------|--------------|-------------|--------------|-------------|-------------|
| 1/4" 30 pcs | 5/16" 25 pcs | 3/8" 20 pcs | 7/16" 15 pcs | 1/2" 10 pcs | 5/8" 10 pcs |
|-------------|--------------|-------------|--------------|-------------|-------------|

720-PC ASSORTED WASHERS



| Item # | IP | MP | PKG |
|--------|----|----|-----|
| W5218* | 6 | 24 | CAS |



| | | | | | |
|--------------------------|--------------------------|---------------------------|----------------------------|-----------------------------|----------------------------|
| #6 Lock Washer 50 pcs | #8 Lock Washer 50 pcs | #10 Lock Washer 50 pcs | 1/4" Lock Washer 40 pcs | 5/16" Lock Washer 30 pcs | 3/8" Lock Washer 20 pcs |
| #6 Washer 50 pcs | #8 Washer 50 pcs | #10 Washer 50 pcs | 1/4" Washer 40 pcs | 5/16" Washer 30 pcs | 3/8" Washer 20 pcs |
| #6 Washer 50 pcs | #8 Washer 50 pcs | #10 Washer 50 pcs | 1/4" Washer 40 pcs | 5/16" Washer 30 pcs | 3/8" Washer 20 pcs |

200-PC ASSORTED SPRINGS



| Item # | IP | MP | PKG |
|--------|----|----|-----|
| W5200* | 6 | 24 | CAS |



| | | | | | |
|--|---|--|--|---|--|
| Compression: 9/32 x 1/2 in. 10 pcs | Compression: 3/8 x 11/16 in. 10 pcs | Extension: 5/16 x 1-3/4 in. 10 pcs | Extension: 5/32 x 3-1/8 in. 10 pcs | Compression: 23/64 x 1-3/8 in. 10 pcs | Compression: 7/32 x 1-1/2 in. 10 pcs |
| Extension: 13/64 x 13/16 in. 10 pcs | Compression: 1/4 x 13/32 in. 10 pcs | Extension: 3/16 x 1-1/2 in. 10 pcs | Extension: 3/16 x 1-3/4 in. 10 pcs | Extension: 11/32 x 1-27/32 in. 10 pcs | Compression: 9/32 x 3/4 in. 10 pcs |
| Compression: 7/32 x 1 in. 10 pcs | Compression: 3/8 x 3/4 in. 10 pcs | Extension: 9/32 x 1-1/2 in. 10 pcs | Extension: 3/16 x 1-3/4 in. 10 pcs | Extension: 9/32 x 2-13/16 in. 10 pcs | Compression: 9/32 x 3/4 in. 10 pcs |
| Compression: 7/32 x 11/16 in. 10 pcs | Extension: 5/16 x 1-1/8 in. 10 pcs | | Extension: 5/16 x 1-1/4 in. 10 pcs | Extension: 5/16 x 1-1/4 in. 10 pcs | Extension: 11/32 x 1-7/16 in. 10 pcs |

HARDWARE KITS

SHOP/GARAGE

300-PC EXTERNAL SNAP RINGS



| Item # | IP | MP | PKG |
|--------|----|----|-----|
| W5212* | 6 | 24 | CAS |

| | | | | | |
|---------------------|---------------------|--------------------|----------------------|---------------------|--------------------|
| 1/8 in. 20 pcs | 5/32 in. 10 pcs | 3/16 in. 15 pcs | 1/4 in. 25 pcs | 5/16 in. 15 pcs | 3/8 in. 20 pcs |
| 13/16 in. 15 pcs | 7/8 in. 20 pcs | 1 in. 15 pcs | 1-1/16 in. 15 pcs | 1-1/8 in. 10 pcs | 1-1/4 in. 5 pcs |
| 7/16 in. 15 pcs | 15/32 in. 15 pcs | 1/2 in. 25 pcs | 9/16 in. 15 pcs | 5/8 in. 20 pcs | 3/4 in. 25 pcs |

300-PC INTERNAL SNAP RINGS



| Item # | IP | MP | PKG |
|--------|----|----|-----|
| W5254* | 6 | 24 | CAS |

| | | | | | |
|---------------------|---------------------|--------------------|----------------------|---------------------|--------------------|
| 1/8 in. 20 pcs | 5/32 in. 10 pcs | 3/16 in. 15 pcs | 1/4 in. 25 pcs | 5/16 in. 15 pcs | 3/8 in. 20 pcs |
| 13/16 in. 15 pcs | 7/8 in. 20 pcs | 1 in. 15 pcs | 1-1/16 in. 15 pcs | 1-1/8 in. 10 pcs | 1-1/4 in. 5 pcs |
| 7/16 in. 15 pcs | 15/32 in. 15 pcs | 1/2 in. 25 pcs | 9/16 in. 15 pcs | 5/8 in. 20 pcs | 3/4 in. 25 pcs |

1,000-PC COTTER PINS



| Item # | IP | MP | PKG |
|--------|----|----|-----|
| W5204* | 6 | 24 | CAS |

| | | | | | |
|-------------------------|-------------------------|-----------------------------|----------------------------|-----------------------|----------------------------|
| 1/16 x 1 in. 380 pcs | 3/32 x 1 in. 240 pcs | 3/32 x 1-1/2 in. 140 pcs | 1/8 x 1-1/4 in. 115 pcs | 1/8 x 2 in. 75 pcs | 5/32 x 2-1/2 in. 50 pcs |
|-------------------------|-------------------------|-----------------------------|----------------------------|-----------------------|----------------------------|

560-PC COTTER PINS



| Item # | IP | MP | PKG |
|--------|----|----|-----|
| W5205* | 6 | 24 | CAS |

| | | | | | |
|-------------------------|-------------------------|-----------------------------|---------------------------|-----------------------|----------------------------|
| 1/16 x 1 in. 150 pcs | 3/32 x 1 in. 150 pcs | 3/32 x 1-1/2 in. 100 pcs | 1/8 x 1-1/4 in. 75 pcs | 1/8 x 2 in. 55 pcs | 5/32 x 2-1/2 in. 30 pcs |
|-------------------------|-------------------------|-----------------------------|---------------------------|-----------------------|----------------------------|

150-PC LARGE COTTER PINS



| Item # | IP | MP | PKG |
|--------|----|----|-----|
| W5206* | 6 | 24 | CAS |

| | | | | | |
|---------------------|--------------------------|----------------------|---------------------|---------------------|--------------------------|
| 1/8" x 2" 50 pcs | 5/32" x 2-1/2" 30 pcs | 3/16" x 3" 20 pcs | 1/4" x 2" 25 pcs | 1/4" x 3" 15 pcs | 5/16" x 2-1/2" 10 pcs |
|---------------------|--------------------------|----------------------|---------------------|---------------------|--------------------------|

74-PC UNIVERSAL CLEVIS PINS



| Item # | IP | MP | PKG |
|--------|----|----|-----|
| W5359* | 6 | 24 | CAS |

7/64 x 1-5/8 in.
20 pcs



7/64 x 2-5/16 in.
8 pcs



5/16 x 2 in.
18 pcs



7/16 x 2-1/2 in.
5 pcs



3/8 x 2 in.
5 pcs



1/2 x 2 in.
3 pcs



150-PC HAIR PINS



| Item # | IP | MP | PKG |
|--------|----|----|-----|
| W5210* | 6 | 24 | CAS |

3/32 x 1-3/16 in.
42 pcs



5/64 x 1-5/16 in.
30 pcs



5/64 x 1-9/16 in.
25 pcs



7/64 x 1-5/8 in.
25 pcs



9/64 x 1-3/4 in.
20 pcs



5/32 x 2-15/16 in.
8 pcs



120-PC ROLL PINS



| Item # | IP | MP | PKG |
|--------|----|----|-----|
| W5340* | 6 | 24 | CAS |

5/32" x 5/8"
4 pcs/pzas

5/16" x 3/4"
4 pcs/pzas

1/16" x 3/16"
4 pcs/pzas

1/8" x 5/8"
5 pcs/pzas

7/32" x 1-1/4"
4 pcs/pzas

5/32" x 1"
4 pcs/pzas

5/16" x 1-1/2"
4 pcs/pzas

1/16" x 3/4"
4 pcs/pzas

1/8" x 1-3/4"
5 pcs/pzas

7/32" x 1-3/4"
4 pcs/pzas

5/32" x 1-1/2"
4 pcs/pzas

5/16" x 2"
4 pcs/pzas

1/16" x 5/16"
4 pcs/pzas

1/8" x 1-1/4"
5 pcs/pzas

7/32" x 5/8"
4 pcs/pzas

1/4" x 5/8"
4 pcs/pzas

5/64" x 1/4"
4 pcs/pzas

3/32" x 5/8"
4 pcs/pzas

3/8" x 3/4"
2 pcs/pzas

3/16" x 5/8"
5 pcs/pzas

1/4" x 1-1/4"
4 pcs/pzas

5/64" x 1/2"
4 pcs/pzas

3/32" x 1-3/4"
4 pcs/pzas

3/8" x 1-1/2"
2 pcs/pzas

3/16" x 1"
5 pcs/pzas

1/4" x 1-1/4"
4 pcs/pzas

5/64" x 1"
4 pcs/pzas

3/32" x 1-1/4"
4 pcs/pzas

3/8" x 2"
2 pcs/pzas

3/16" x 1-1/4"
5 pcs/pzas

80-PC METRIC WOODRUFF KEYS



| Item # | IP | MP | PKG |
|--------|----|----|-----|
| W5341* | 6 | 24 | CAS |

4 x 7.5 x 19 mm
10 pcs



5 x 7.5 x 19 mm
10 pcs



3 x 6.5 x 16 mm
10 pcs



3 x 5 x 13 mm
10 pcs



5 x 9 x 22 mm
10 pcs



6 x 9 x 22 mm
10 pcs



4 x 5 x 13 mm
10 pcs



4 x 6.5 x 16 mm
10 pcs



80-PC SAE WOODRUFF KEYS



| Item # | IP | MP | PKG |
|--------|----|----|-----|
| W5343* | 6 | 24 | CAS |

1/8 x 3/16
x 33/64 in.
10 pcs



1/8 x 1/4
x 41/64 in.
10 pcs



5/32 x 3/16
x 33/64 in.
10 pcs



5/32 x 1/4
x 41/64 in.
10 pcs



1/4 x 23/64
x 7/8 in.
10 pcs



3/16 x 19/64
x 49/64 in.
10 pcs



5/32 x 19/64
x 49/64 in.
10 pcs



3/16 x 23/64
x 7/8 in.
10 pcs



HARDWARE KITS

SHOP/GARAGE

300-PC E-CLIPS



| | | | | | |
|--------------------|-------------------|--------------------|-------------------|-------------------|-------------------|
| 1/16 in. 30 pcs | 1/8 in. 30 pcs | 3/16 in. 40 pcs | 5/8 in. 20 pcs | 3/4 in. 20 pcs | 7/8 in. 20 pcs |
| | | | | | |
| 1/4 in. 50 pcs | 3/8 in. 50 pcs | 1/2 in. 40 pcs | | | |
| | | | | | |

| Item # | IP | MP | PKG |
|--------|----|----|-----|
| W5208* | 6 | 24 | CAS |

500-PC ALUMINUM RIVETS



| | | | | |
|--|---|--|--|---|
| 1/8 in. x 1/4 in. Rivets 120 pcs | 1/8 in. x 5/16 in. Rivets 120 pcs | 1/8 in. x 3/8 in. Rivets 120 pcs | 3/16 in. x 5/16 in. Rivets 120 pcs | 3/16 in. x 3/8 in. Rivets 120 pcs |
| | | | | |

| Item # | IP | MP | PKG |
|--------|----|----|-----|
| W5228* | 6 | 24 | CAS |

80-PC POLY RIVETS

- Molded industrial strength Polyoxymethylene (POM) rivets
- Fasten plastic to plastic, metal, fiberglass and other materials.
- Assorted beveled round head blind rivets.



| | | | |
|------------------------|------------------------|--------------------------|--------------------------|
| 5mm x 15.8mm 20 pcs | 5mm x 17.2mm 20 pcs | 6.6mm x 17.2mm 20 pcs | 6.3mm x 25.2mm 20 pcs |
| | | | |

| Item # | IP | MP | PKG |
|--------|----|----|-----|
| W5250* | 6 | 24 | CAS |

120-PC SAE THREADED RIVETS

- Sets threaded rivets into thin materials, including sheet metal, plastic and fiberglass.
- Easily install threaded nuts when only one side of the material is accessible.



| | | | |
|------------------|------------------|-------------------|--------------------|
| 6 - 32 30 pcs | 8 - 32 30 pcs | 10 - 24 30 pcs | 1/4 - 20 30 pcs |
| | | | |

| Item # | IP | MP | PKG |
|--------|----|----|-----|
| W5251* | 6 | 24 | CAS |

120-PC METRIC THREADED RIVETS

- Sets threaded rivets into thin materials, including sheet metal, plastic and fiberglass.
- Easily install threaded nuts when only one side of the material is accessible.



| | | | |
|---------------|---------------|---------------|---------------|
| 3mm 30 pcs | 4mm 30 pcs | 5mm 30 pcs | 6mm 30 pcs |
| | | | |

| Item # | IP | MP | PKG |
|--------|----|----|-----|
| W5252* | 6 | 24 | CAS |

125-PC RUBBER GROMMETS



| Item # | IP | MP | PKG |
|---------------|----|----|-----|
| W5214* | 6 | 24 | CAS |

| | | | | | |
|--------------------------|---------------------------|--------------------------|---------------------------|-------------------------|-------------------------|
| 1/8 x 9/32 in. 15 pcs | 3/16 x 5/16 in. 10 pcs | 1/4 x 1/2 in. 7 pcs | 5/16 x 17/32 in. 3 pcs | 3/8 x 1/2 in. 6 pcs | 3/8 x 9/16 in. 5 pcs |
| 3/8 x 3/4 in. 3 pcs | 7/16 x 3/4 in. 3 pcs | 1/2 x 21/32 in. 4 pcs | 5/8 x 1 in. 3 pcs | 3/4 x 5/16 in. 2 pcs | 5/16 in. 20 pcs |
| 3/8 in. 20 pcs | 1/2 in. 10 pcs | 5/8 in. 5 pcs | 3/4 in. 4 pcs | 7/8 in. 3 pcs | 1 in. 2 pcs |

270-PC HNBR O-RINGS

- Use in applications requiring higher resistance to chemicals and higher Temperatures than NBR.
- Suitable for high dynamic loads and is abrasion resistant.



Hydrogenated Nitrile Butadiene Rubber.

| Item # | IP | MP | PKG |
|---------------|----|----|-----|
| W5201* | 6 | 24 | CAS |

| | | | | | |
|---|---|---|--|--|---|
| 7/32" x 1/16" (5.55 x 1.58) 20 pcs | 1/4" x 1/16" (6.35 x 1.58) 20 pcs | 6.8 x 1.9 20 pcs | 5/16" x 1/16" (7.93 x 1.58) 20 pcs | 7.8 x 1.9 20 pcs | 8 x 2 20 pcs |
| 8.8 x 1.9 20 pcs | 7/16" x 1/16" (11.11 x 1.58) 15 pcs | 7/16" x 3/32" (11.11 x 2.38) 15 pcs | 11 x 2 15 pcs | 12 x 2 15 pcs | 13.9 x 1.8 10 pcs |
| 9/16" x 3/32" (14.28 x 2.38) 10 pcs | 14 x 2 10 pcs | 15 x 2 10 pcs | 17 x 2 10 pcs | 11/16" x 1/16" (17.46 x 1.58) 10 pcs | 11/16" x 1/8" (17.46 x 3.17) 10 pcs |

180-PC VITON® O-RINGS

- Constructed of special Viton polymer which offers excellent high heat resistance up to 400° F.
- Compatibility with biodiesel, and ethanol; high resistance to permeation and chemical attack by alcohol, pure ethanol and blends of ethanol with hydrocarbon fuel.



| Item # | IP | MP | PKG |
|---------------|----|----|-----|
| W5239* | 6 | 24 | CAS |

| | | | | | |
|-------------------------|-------------------------|-------------------------|-------------------------|--------------------------|--------------------------|
| 13.95 x 2.62mm 5 pcs | 15.54 x 2.62mm 5 pcs | 17.12 x 2.62mm 5 pcs | 18.72 x 2.62mm 5 pcs | 18.64 x 3.53mm 5 pcs | 20.22 x 3.53mm 5 pcs |
| 7.65 x 1.78mm 15 pcs | 9.25 x 1.78mm 10 pcs | 15.6 x 1.78mm 10 pcs | 9.19 x 2.62mm 10 pcs | 10.77 x 2.62mm 10 pcs | 12.37 x 2.62mm 10 pcs |
| 2.57 x 1.78mm 10 pcs | 2.90 x 1.78mm 15 pcs | 3.69 x 1.78mm 15 pcs | 4.47 x 1.78mm 15 pcs | 5.25 x 1.78mm 15 pcs | 6.07 x 1.78mm 15 pcs |

407-PC SAE NBR O-RINGS

- Suitable for many hydrocarbons, fats, oils, gas, etc.
- Temp range of -50 °F to 220 °F.
- High tensile strength.

Not suitable for use with brake fluids.



Nitrile Butadiene Rubber.

| Item # | IP | MP | PKG |
|---------------|----|----|-----|
| W5202* | 6 | 24 | CAS |

| Part Number | Nominal Size | | | Quantity In Kit | Part Number | Nominal Size | | | Quantity In Kit |
|-------------|--------------|---------|---------|-----------------|-------------|--------------|----------|---------|-----------------|
| | I/D | O/D | Section | | | I/D | O/D | Section | |
| R-01 | 1/8" | 1/4" | 1/16" | 20 | R-17 | 13/16" | 1-1/16" | 1/8" | 10 |
| R-02 | 3/16" | 5/16" | 1/16" | 20 | R-18 | 7/8" | 1-1/8" | 1/8" | 10 |
| R-03 | 1/4" | 3/8" | 1/16" | 20 | R-19 | 15/16" | 1-3/16" | 1/8" | 10 |
| R-04 | 5/16" | 7/16" | 1/16" | 20 | R-20 | 1" | 1-1/4" | 1/8" | 10 |
| R-05 | 3/8" | 1/2" | 1/16" | 20 | R-21 | 1-1/16" | 1-5/16" | 1/8" | 10 |
| R-06 | 1/2" | 5/8" | 1/16" | 20 | R-22 | 1-1/8" | 1-3/8" | 1/8" | 10 |
| R-07 | 3/8" | 9/16" | 3/32" | 13 | R-23 | 1-3/16" | 1-7/16" | 1/8" | 10 |
| R-08 | 7/16" | 5/8" | 3/32" | 13 | R-24 | 1-1/4" | 1-1/2" | 1/8" | 10 |
| R-09 | 1/2" | 11/16" | 3/32" | 13 | R-25 | 1-5/16" | 1-9/16" | 1/8" | 10 |
| R-10 | 9/16" | 3/4" | 3/32" | 13 | R-26 | 1-3/8" | 1-5/8" | 1/8" | 10 |
| R-11 | 5/8" | 13/16" | 3/32" | 13 | R-27 | 1-7/16" | 1-11/16" | 1/8" | 10 |
| R-12 | 11/16" | 7/8" | 3/32" | 13 | R-28 | 1-1/2" | 1-3/4" | 1/8" | 10 |
| R-13 | 3/4" | 15/16" | 3/32" | 13 | R-29 | 1-5/8" | 1-7/8" | 1/8" | 10 |
| R-14 | 13/16" | 1" | 3/32" | 13 | R-30 | 1-3/4" | 2" | 1/8" | 10 |
| R-15 | 7/8" | 1-1/16" | 3/32" | 13 | R-31 | 1-7/8" | 2-1/8" | 1/8" | 10 |
| R-16 | 3/4" | 1" | 1/8" | 10 | R-32 | 2" | 2-1/4" | 1/8" | 10 |

419-PC METRIC NBR O-RINGS

- Suitable for many hydrocarbons, fats, oils, gas, etc.
- Temp range of -50 °F to 220 °F.
- High tensile strength.

Not suitable for use with brake fluids.



Nitrile Butadiene Rubber.

| Item # | IP | MP | PKG |
|---------------|----|----|-----|
| W5203* | 6 | 24 | CAS |

| Part Number | Sizes | | Quantity In Kit | Part Number | Sizes | | Quantity In Kit |
|-------------|-------|---------|-----------------|-------------|-------|---------|-----------------|
| | I/D | Section | | | I/D | Section | |
| R-01 | 3 | 1.5mm | 20 | R-17 | 20 | 3.5mm | 10 |
| R-02 | 4 | 2.0mm | 20 | R-18 | 22 | 3.5mm | 10 |
| R-03 | 5 | 2.0mm | 18 | R-19 | 23.5 | 3.5mm | 10 |
| R-04 | 7 | 1.5mm | 23 | R-20 | 25 | 3.5mm | 10 |
| R-05 | 10 | 1.5mm | 23 | R-21 | 26.5 | 3.5mm | 10 |
| R-06 | 13 | 1.5mm | 23 | R-22 | 28 | 3.5mm | 10 |
| R-07 | 10 | 2.5mm | 14 | R-23 | 30 | 3.5mm | 10 |
| R-08 | 11 | 2.5mm | 13 | R-24 | 31 | 3.5mm | 10 |
| R-09 | 13 | 2.5mm | 14 | R-25 | 33 | 3.5mm | 10 |
| R-10 | 14 | 2.5mm | 13 | R-26 | 34.5 | 3.5mm | 10 |
| R-11 | 16 | 2.5mm | 14 | R-27 | 36 | 3.5mm | 10 |
| R-12 | 18 | 2.5mm | 14 | R-28 | 38 | 3.5mm | 10 |
| R-13 | 19 | 2.5mm | 13 | R-29 | 41 | 3.5mm | 10 |
| R-14 | 21 | 2.5mm | 14 | R-30 | 44 | 3.5mm | 10 |
| R-15 | 22 | 2.5mm | 13 | R-31 | 47 | 3.5mm | 10 |
| R-16 | 18 | 3.5mm | 10 | R-32 | 50 | 3.5mm | 10 |

HARDWARE KITS

SHOP/GARAGE

26-PC HOSE CLAMPS



| Item # | IP | MP | PKG |
|--------|----|----|-----|
| W5348* | 6 | 24 | CAS |

1-1/2 in.
4 pcs




1-1/4 in.
2 pcs



1-1/16 in.
2 pcs



1 in.
4 pcs



7/8 in.
6 pcs



5/8 in.
8 pcs



26-PC KEY TYPE HOSE CLAMPS

- Key type hose clamps, no tools needed.
- Large easy to turn keys tighten securely.

| Item # | IP | MP | PKG |
|--------|----|----|-----|
| W5231* | 6 | 24 | CAS |



1/2 in.
10 pcs



5/8 in.
6 pcs



3/4 in.
6 pcs



7/8 in.
2 pcs



1 in.
2 pcs



60-PC OIL DRAIN PLUG GASKETS

- General purpose oil drain plug gasket kit.
- Includes nylon and fiber gaskets.

| Item # | IP | MP | PKG |
|--------|----|----|-----|
| W5234* | 5 | 25 | CAS |



Fiber
1/2 in.
10 pcs



Fiber
1/2 in.
10 pcs



Fiber
18 mm
5 pcs



Fiber
20 mm
5 pcs



Nylon
1/2 in.
10 pcs



Nylon
12 mm
10 pcs



Nylon
14 mm
5 pcs



Fiber
16 mm
5 pcs



27-PC OVERSIZED OIL DRAIN PLUGS & GASKETS

| Item # | IP | MP | PKG |
|--------|----|----|-----|
| W5235* | 5 | 25 | CAS |



Drain Plug
DY-DP-1B
1/2 - 20 S.O.
2 pcs



Drain Plug
DY-DP-2B
1/2 - 20 D.O.
2 pcs



Drain Plug
DY-DP-3B
1/2 - 20 T.O.
2 pcs



Drain Plug
DY-DP-4B
1/2 - 20
S.O. piggyback
2 pcs



Drain Plug
DY-DP-5B
1/2 - 20
D.O. piggyback
2 pcs



Drain Plug
DY-DP-28B
14 - 1.5 S.O.
2 pcs



Gasket
DY-DG-45B
M14 Fiber
5 pcs



Gasket
DY-DG-52B
1/2 S.O. Fiber
5 pcs



Gasket
DY-DG-53B
1/2 in. D.O. Fiber
5 pcs



40-PC OIL DRAIN PLUGS

- Contains the most popular drain plugs providing excellent coverage for most domestic and imported cars and light trucks.

| Item # | IP | MP | PKG |
|--------|----|----|-----|
| W5236* | 2 | 10 | CAS |



Pilot Point w/Gasket
12 mm - 1.75
3 pcs



Pilot Point w/Gasket
14 mm - 1.50
3 pcs



Pilot Point w/Gasket
14 mm - 1.50
3 pcs



Pilot Point w/Gasket
12 mm - 1.75
3 pcs



Pilot Point w/Gasket
14 mm - 1.50
3 pcs



Standard Zinc
12 mm - 1.25
3 pcs



Pilot Point
12 mm - 1.75
3 pcs



Standard Zinc
14 mm - 1.50
3 pcs



Pilot Point w/Gasket
1/2 - 20
3 pcs



Standard Zinc
14 mm - 1.50
3 pcs



Pilot Point
14 mm - 1.50
3 pcs



Pilot Point w/Gasket
12 mm - 1.75
3 pcs

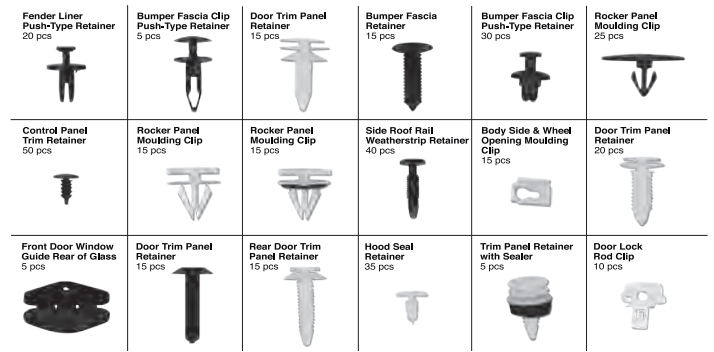


350-PC GM TRIM CLIPS

- All the essential retainers, fasteners, and clip needed for the auto body panels on GM and Chevrolet vehicles.



| Item # | IP | MP | PKG |
|--------|----|----|-----|
| W5240* | 1 | 20 | CAS |




415-PC FORD TRIM CLIPS

- Auto body retainer, fastener, and clip for Ford vehicles.
- Made of OEM quality nylon for OEM installation, fit, and finish.



| Item # | IP | MP | PKG |
|--------|----|----|-----|
| W5241* | 1 | 20 | CAS |



215-PC CHRYSLER TRIM CLIPS

- Auto body retainer, fastener, and clip for Chrysler vehicles.
- Made of OEM quality nylon for OEM installation, fit, and finish.



| Item # | IP | MP | PKG |
|--------|----|----|-----|
| W5242* | 1 | 20 | CAS |



340-PC TOYOTA TRIM CLIPS

- Auto body retainer, fastener, and clip for Toyota and Lexus vehicles.
- Made of OEM quality nylon for OEM installation, fit, and finish.



| Item # | IP | MP | PKG |
|--------|----|----|-----|
| W5243* | 1 | 20 | CAS |




418-PC HONDA TRIM CLIPS

- Auto body retainer, fastener, and clip for Honda vehicles.
- Made of OEM quality nylon for OEM installation, fit, and finish.



| Item # | IP | MP | PKG |
|--------|----|----|-----|
| W5244* | 1 | 20 | CAS |



HARDWARE KITS

SHOP/GARAGE

475-PC MAZDA TRIM CLIPS

- All the essential retainers, fasteners, and clip needed for the auto body panels on Mazda vehicles.


| Item # | IP | MP | PKG |
|--------|----|----|-----|
| W5247* | 1 | 10 | CAS |



290-PC BMW TRIM CLIPS

- All the essential retainers, fasteners, and clip needed for the auto body panels on BMW vehicles.

| Item # | IP | MP | PKG |
|--------|----|----|-----|
| W5248* | 1 | 10 | CAS |



255-PC VOLKSWAGEN TRIM CLIPS

- All the essential retainers, fasteners, and clip needed for the auto body panels on Volkswagen vehicles.

| Item # | IP | MP | PKG |
|--------|----|----|-----|
| W5249* | 1 | 10 | CAS |



160-PC AUDI TRIM CLIPS

- All the essential retainers, fasteners, and clip needed for the auto body panels on Audi vehicles.


| Item # | IP | MP | PKG |
|--------|----|----|-----|
| W5256* | 1 | 10 | CAS |



270-PC MERCEDES TRIM CLIPS

- All the essential retainers, fasteners, and clip needed for the auto body panels on Mercedes vehicles.


| Item # | IP | MP | PKG |
|--------|----|----|-----|
| W5257* | 1 | 10 | CAS |



408-PC NISSAN TRIM CLIPS

- All the essential retainers, fasteners, and clip needed for the auto body panels on Nissan vehicles.


| Item # | IP | MP | PKG |
|--------|----|----|-----|
| W5258* | 1 | 10 | CAS |



240-PC PUSH PIN RETAINER & TOOL

- The perfect assortment of Push Retainers for Ford, GM, Chrysler, Toyota, Honda, Nissan and more.

| Item # | IP | MP | PKG |
|--------|----|----|-----|
| W5259* | 1 | 20 | CBX |




113-PC VACUUM CONNECTORS

- Constructed from durable heat-resistant plastic for a long service life.




| Item # | IP | MP | PKG |
|--------|----|----|-----|
| W5253* | 1 | 20 | CAS |



80-PC VACUUM CAPS

- Nitrile Butadiene Rubber (NBR)
- Use them on carburetors, manifolds, etc., where various vacuum tube caps are needed for different sized vacuum ports.

| Item # | IP | MP | PKG |
|--------|----|----|-----|
| W5232* | 6 | 24 | CAS |



GREASE FITTINGS

- Corrosion resistant.
- Leak-proof fittings.




| Item # | IP | MP | PKG | NPT (m) | Straight | | | | | | |
|---------|--------|----|-----|---------|----------|-----|-----|-----|---|---|----|
| | | | | | 30° | 45° | 60° | 90° | | | |
| W54251* | 100-PC | 6 | 24 | CAS | 1/8" | 30 | - | 2 | 5 | 5 | 3 |
| W54253* | 100-PC | 6 | 24 | CAS | 1/4-28" | 40 | - | 10 | - | - | 5 |
| W54254* | 100-PC | 6 | 24 | CAS | 1/4-28" | - | 100 | - | - | - | - |
| W54255* | 100-PC | 6 | 24 | CAS | 1/4-28" | - | - | 100 | - | - | - |
| W54256* | 50-PC | 6 | 24 | CAS | 1/4-28" | - | - | - | - | - | 50 |
| W5215* | 100-PC | 6 | 24 | CAS | 1/8" | - | 100 | - | - | - | - |



HARDWARE KITS

SHOP/GARAGE

FUSES



LED lights up when fuse is bad.



| Item # | IP | MP | PKG | Type | 5A | 10A | 15A | 20A | 25A | 30A |
|---------------|--------|----|-----|------|---------------|---|-----|-----|-----|-----|
| W5368* | 120-PC | 6 | 24 | CAS | ATO | 20 | 20 | 20 | 20 | 20 |
| W5373* | 60-PC | 6 | 36 | CAS | ATO | 10 | 10 | 10 | 10 | 10 |
| W5378* | 30-PC | 6 | 36 | CAS | ATO W/LED | 5 | 5 | 5 | 5 | 5 |
| W5369* | 120-PC | 6 | 24 | CAS | Mini | 20 | 20 | 20 | 20 | 20 |
| W5371* | 30-PC | 6 | 36 | CAS | Mini | 5 | 5 | 5 | 5 | 5 |
| W5377* | 30-PC | 6 | 36 | CAS | Mini W/LED | 5 | 5 | 5 | 5 | 5 |
| W5370* | 33-PC | 6 | 36 | CAS | ATO | 4 | 5 | - | 3 | - |
| | | | | | Mini | 4 | 5 | - | 3 | - |
| | | | | | Maxi | 1 ea: 40A, 50A, 60A | | | | |
| W5376* | 15-PC | 6 | 36 | CAS | Micro | 2 | 3 | 3 | 2 | 2 |
| W5375* | 60-PC | 6 | 36 | CAS | AGC | 10 | 10 | 10 | 10 | 10 |
| W5374* | 16-PC | 6 | 36 | CAS | Maxi | 2 ea: 20A, 30A, 40A, 50A, 60A, 70A, 80A, 100A | | | | |

MASTER AUTO FUSE KITS

- All fuses features silver plated blades and industry standard color coding to indicate amp ratings.
- Use the fuse puller on the opposite end of the tool to safely remove bad or suspect fuses.
- Stored in a convenient and reusable 2 sided flip case with crystal clear lids so you can easily find the needed fuse.
- Peg hook hanger tab can be pulled out for hanging or pushed flush into the case for compact storage



W9062



W9045

- The included continuity tester has a 3ft long lead and can be used to detect power, ground and circuit integrity.



4-in-1 LED Automotive Fuse Tester with adjustable pins for testing all sizes of automotive blade style fuses.

| Item # | IP | MP | PKG | Type | 3A | 5A | 7.5A | 10A | 15A | 20A | 25A | 30A | 40A | 50A | 60A | 70A | 80A | 100A |
|---------------|--------|----|-----|------|----------|----|------|-----|-----|-----|-----|-----|-----|-----|-----|-----|-----|------|
| W9062* | 138-PC | 4 | 8 | CAS | Micro | 4 | 4 | 4 | 4 | 4 | 4 | 4 | - | - | - | - | - | - |
| | | | | | Mini | 6 | 6 | 6 | 6 | 6 | 6 | - | - | - | - | - | | |
| | | | | | Standard | 6 | 6 | 6 | 6 | 6 | 6 | - | - | - | - | - | | |
| | | | | | Maxi | - | - | - | - | 1 | - | 1 | 1 | 1 | 1 | 1 | | |
| W9045* | 113-PC | 4 | 24 | CAS | Mini | 8 | - | 8 | - | - | - | - | - | - | - | - | - | - |
| | | | | | Standard | - | 8 | - | 8 | 8 | 8 | 8 | - | - | - | - | | |

171-PC HEAT SHRINK TUBES

- Shrink ratio: 2:1.
- 100% polyolefin construction
- Operating temp -67 °F to 257 °F
- UL listed.



| Item # | IP | MP | PKG |
|--------------|----|----|-----|
| W540* | 10 | 40 | CAS |

| | | | | | |
|---|--|---|--|--|--|
| 5/16 in. X 2-61/64 in. (7.9 X 75 mm) BLACK | | 3/8 in. X 2-61/64 in. (9.5 X 75 mm) BLACK | | 1/2 in. X 2-61/64 in. (12.7 X 75 mm) BLACK | |
| 1/8 in. X 1-25/32 in. (3.2 X 45 mm) RED/BLACK | 3/16 in. X 1-25/32 in. (4.8 X 45 mm) RED/BLACK | 1/4 in. X 1-25/32 in. (6.4 X 45 mm) RED/BLACK | 5/16 in. X 1-25/32 in. (7.9 X 45 mm) RED | 3/8 in. X 1-25/32 in. (9.5 X 45 mm) RED | 1/2 in. X 1-25/32 in. (12.7 X 45 mm) RED |

106-PC WEATHERPROOF HEAT SHRINK TUBES

- Shrink Ratio: 3:1.
- Operating temp -49 °F to 257 °F
- UL listed.



| Item # | IP | MP | PKG |
|--------------|----|----|---------------|
| W541* | 10 | 40 | CAS DUAL WALL |

| | | | | | |
|---|---|--|--|---|---|
| 5/64 in. X 1-3/16 in. (2.0 X 30 mm) GREEN | 5/32 in. X 2-3/8 in. (4.0 X 60 mm) BLUE | 3/16 in. X 2-3/8 in. (4.5 X 60 mm) BLACK | 13/64 in. X 2-3/8 in. (5.0 X 60 mm) RED | 15/64 in. X 2-3/8 in. (6.0 X 60 mm) WHITE | 5/64 in. X 1-3/16 in. (2.0 X 30 mm) RED |
| 5/64 in. X 1-3/16 in. (2.0 X 30 mm) WHITE | | | | | 5/64 in. X 1-3/16 in. (2.0 X 30 mm) BLACK |
| 23/64 in. X 3-9/16 in. (9.0 X 90 mm) BLUE | 5/16 in. X 3-9/16 in. (8.0 X 90 mm) WHITE | 25/64 in. X 3-9/16 in. (10 X 1 M) BLACK | 23/32 in. X 3-9/16 in. (18 X 90 mm) YELLOW | 15/32 in. X 3-9/16 in. (12 X 90 mm) GREEN | |

120-PC HEAT SHRINK TUBES

- Set color-codes; positive, negative and ground for easy identification.
- 100% polyolefin construction.
- Operating temp -60 °F to 275 °F
- UL listed.



| Item # | IP | MP | PKG |
|---------------|----|----|-----|
| W5233* | 6 | 24 | CAS |

| | | | | | |
|--------------|--------------|--------------|--------------|--------------|--------------|
| 5/32" 15 pcs | 3/16" 15 pcs | 5/32" 15 pcs | 3/16" 15 pcs | 9/32" 15 pcs | 5/16" 15 pcs |
| 9/32" 15 pcs | 5/16" 15 pcs | | | | |

24-PC ALLIGATOR CLIPS

- Make your own low-voltage jumper leads.
- Repair broken leads on test equipment and chargers.



| Item # | IP | MP | PKG |
|---------------|----|----|-----|
| W5209* | 6 | 24 | CAS |

| | | | | | |
|-------------------------------|--------------------------------|--------------------------------|--------------------------------|------------------------------------|--------------------------------|
| Mini Alligator Clips 8 pcs | 2 in. Alligator Clips 4 pcs | 30 AMP Charging Clips 2 pcs | 25 AMP Charging Clips 2 pcs | 1-1/2 in. Alligator Clips 6 pcs | 10 AMP Charging Clips 2 pcs |
| | | | | | |

160-PC WIRE TERMINALS



| | | | | | |
|--|---------------------------------------|--|---|---|---|
| 12-10ga Ring Terminal 55-5 4 pcs | 12-10ga Male Connector 5 pcs | 22-18ga Ring Terminal 1.25-4L 8 pcs | 22-18ga Butt Connector 12 pcs | 16-14ga Ring Terminal 2-5L 10 pcs | 16-14ga Female Disconnect 10 pcs |
| 12-10ga Ring Terminal 55-8 4 pcs | 12-10ga Female Disconnect 5 pcs | 22-18ga Quick Splice 4 pcs | 18-14ga Quick Splice 4 pcs | 16-14ga Ring Terminal 2-4L 10 pcs | 16-14ga Spade Terminal 2-4M 10 pcs |
| 12-10ga Ring Terminal 55-10 4 pcs | 12-10ga Butt Connector 12 pcs | 18-14ga Butt Connector 18 pcs | 16-14ga Ring Terminal 2-6 10 pcs | 16-14ga Bullet Male Connect & Female Disconnect 2 x 10 pcs | 16-14ga Male Connector 10 pcs |

| Item # | IP | MP | PKG |
|--------|----|----|-----|
| W5213* | 6 | 24 | CAS |

158-PC TWIST ON WIRE CONNECTORS

- Easily provide a secure connection between multiple wires.



| | | | | |
|--|--|--|--|--|
| Grey Min. 2x#22 Max. 2x#16 48 pcs | Blue Min. 2x#22 Max. 3x#16 40 pcs | Orange Min. 1x#18/1x#20 Max. 4x#16/1x#20 50 pcs | Yellow Min. 2x#18 Max. 4x#14/1x#18 12 pcs | Red Min. 2x#14 Max. 2x#10/2x#12 8 pcs |
|--|--|--|--|--|

| Item # | IP | MP | PKG |
|--------|----|----|-----|
| W5255* | 6 | 48 | CAS |

120-PC NYLON CABLE CLAMPS

- Use for neatly securing and organizing cable, wire, tubing, and rods.



| | | | | | |
|-------------------------|-------------------------|-------------------------|------------------------|-------------------------|------------------------|
| 1/4 in. White 20 pcs | 3/8 in. White 12 pcs | 1/2 in. White 20 pcs | 3/4 in. White 8 pcs | 1/2 in. Black 20 pcs | 3/4 in. Black 8 pcs |
| 1/4 in. Black 20 pcs | 3/8 in. Black 12 pcs | | | | |

| Item # | IP | MP | PKG |
|--------|----|----|-----|
| W5260* | 6 | 24 | CAS |

42-PC INSULATED CABLE CLAMPS

- Rubber lining absorbs vibrations and jolts, reducing wear and tear on cables and hoses.




| | | | | |
|------------------|------------------|-------------------|-------------------|------------------|
| 1/2 in. 4 pcs | 3/8 in. 6 pcs | 1/4 in. 20 pcs | 5/16 in. 8 pcs | 5/8 in. 4 pcs |
|------------------|------------------|-------------------|-------------------|------------------|

| Item # | IP | MP | PKG |
|--------|----|----|-----|
| W5261* | 6 | 24 | CAS |

1000-PC STEEL HOG RINGS

- Many applications like: upholstery, fencing, craft, rope, bungee cords, bag closures, furniture and much more.




| Item # | IP | MP | PKG |
|--------|----|----|-----|
| W5230* | 6 | 24 | CAS |

285-PC ELECTRICAL REPAIR KIT

- Great for use on automotive, marine, industrial and agricultural applications
- 2 part plastic case folds open 180° for easy access to both sides of kit



| | |
|----------------------------|-----|
| Wire Crimping Tool | 1 |
| 6-12 Volt Tester | 1 |
| Philips Screwdriver | 1 |
| Electrical Tape 3/4" x 30' | 1 |
| 32" Test Leads | 2 |
| ATO Fuses | 5 |
| AGC Glass Fuses | 5 |
| Fuse Puller | 1 |
| 48" Primary Wire Roll | 1 |
| 1/8" Wire Clamps | 10 |
| 1/4" Wire Clamps | 3 |
| Heat Shrink Tubes | 10 |
| 4" Cable Ties | 30 |
| 6" Cable Ties | 10 |
| 7-1/2" Cable Ties | 10 |
| Rubber Grommets | 6 |
| Assorted Wire Nuts | 26 |
| Assorted Terminals | 160 |
| Plastic Organizer Case | |



| | | | | |
|-------------------------------------|--|---|--|--|
| 22-18ga Butt Connector 15 pcs | 22-18ga Spade Terminal 1.25-4L 20 pcs | 22-18ga Ring Terminal 1.25-4L 20 pcs | 5/32" Heat Shrink 5 pcs | 3/16" Heat Shrink 5 pcs |
| 18-14ga Butt Connector 10 pcs | 16-14ga Spade Terminal 2-4M 15 pcs | 16-14ga Ring Terminal 2-4L 20 pcs | 16-14ga Ring Terminal 2-5L 20 pcs | 16-14ga Female Disconnect 10 pcs |
| 12-10ga Butt Connector 5 pcs | 12-10ga Spade Terminal 5-8 5 pcs | 12-10ga Ring Terminal 55-5 5 pcs | 12-10ga Ring Terminal 55-8 6 pcs | 16-14ga Male Connector 10 pcs |

| Item # | IP | MP | PKG |
|---------------|----|----|-----|
| W5207* | 1 | 12 | CBX |

1,000-PC FASTENER TOTE

- A compact collection of useful hardware and storage.
- Also includes two empty trays for your own organization.
- Great for hobby and craft materials, beads, buttons, fishing tackle, sewing notions and so much more.
- Carry handle and snap tight latch secures storage and portable use.

| | |
|--------------------|-----|
| Wood Screws | 112 |
| Machine Screws | 48 |
| Washers | 80 |
| Push pins | 40 |
| Plastic Anchors | 31 |
| Sheet Metal Screws | 125 |
| Hex Nuts | 61 |
| Picture Hangers | 10 |
| Nails | 487 |
| Cup Hooks | 6 |



| Item # | IP | MP | PKG | W | D | H | |
|---------------|----|----|-----|---------|--------|--------|--------|
| W5199* | 1 | 6 | SHK | Overall | 7-1/2" | 4-1/4" | 8" |
| | | | | Trays | 7" | 3-3/4" | 1-1/8" |

MULTI-POWER SETS

- Sets contain hydraulic hand pump, 6' hose, 4 /10 ton ram, spreader ram, extension tubes, male connector, flat base, 90 degrees V base, wedge head, spreader plunger toe, spreader ram toe, flex head and serrated saddle.



| Item # | IP | MP | PKG | Capacity (lbs.) & w/Extensions | Ram Travel | Extension Pole (L) | Spreader Wedge | Extension Lengths | | |
|---------------|--------|----|-----|-----------------------------------|---------------|-----------------------|-------------------|-------------------|------------|------------------------------|
| W1650* | 4 Ton | 1 | 1 | CBX | 8,000 | 4,000 | 5" | 5' 10-1/2" | 3-3/4" max | 3-3/4", 5, 8-1/2", 16-1/2" |
| W1651* | 10 Ton | 1 | 1 | CBX | 20,000 | 10,000 | 6" | 5' | 3-3/4" max | 4-1/4", 10, 14-1/2", 20-1/2" |

MAINTENANCE

AUTO BODY REPAIR KITS

- For pounding auto sheet metal before finishing.
- Each set includes heavy shrinking hammer, pick and finish hammer, straight pein finishing hammer, heal dolly, utility dolly, double end dolly, and curved dolly.

| Item # | IP | MP | PKG | |
|------------------------|---------------------|----|-----|-----|
| M7007* | 7-PC Fiberglass Set | 1 | 4 | CBX |
| W1007DB* | 7-PC Hickory Set | 1 | 4 | CBX |
| Hickory Handle Hammers | | | | |
| W1010* | Straight Pein | 6 | 36 | CLM |
| W1012* | Shrinking | 6 | 36 | CLM |
| W1013* | Pick | 6 | 36 | CLM |
| Steel Dollies | | | | |
| W1014* | Utility Dolly | 6 | 24 | DBL |
| W1016* | Heel Dolly | 6 | 18 | DBL |



Use on flat and curved surfaces.

M7007

W1007DB

9-PC DENT & SEAL PULLER SET

- Black oxide finish resists corrosion.
- Multiple attachments for various applications.
- All types of body repairs are made possible with assorted pulling attachments included.



| Item # | IP | MP | PKG | Contents |
|-----------------|----|----|-----|---|
| W2029DB* | 1 | 4 | CBX | Hammer, two panel pullers, attachment accessory holder, 2 puller hooks, 2 puller screws and screw holder. |

SUCTION CUP DENT PULLERS

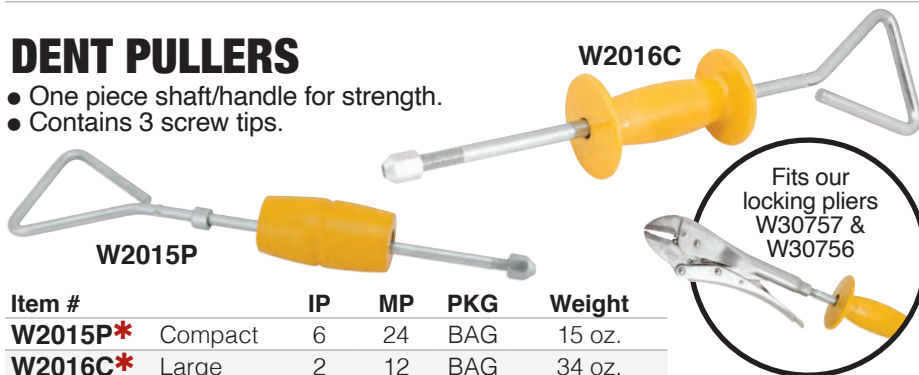
- Pulls out many shallow dents without drilling holes.
- Can also be used to lift plate glass.

W1028
Fingertip pressure release.



DENT PULLERS

- One piece shaft/handle for strength.
- Contains 3 screw tips.



| Item # | IP | MP | PKG | Weight | |
|----------------|---------|----|-----|--------|--------|
| W2015P* | Compact | 6 | 24 | BAG | 15 oz. |
| W2016C* | Large | 2 | 12 | BAG | 34 oz. |

Fits our locking pliers
W30757 & W30756

W1029
Durable high-impact nylon body. Squeeze handle release.



| Item # | IP | MP | PKG | Diameter |
|---------------|----|----|-----|----------|
| W1028* | 6 | 72 | CRD | 6" |
| W1029* | 6 | 24 | CRD | 4-1/2" |

3-PC PLASTIC SPREADERS

- 3 convenient sizes.
- Useful for many filler or putty spreading jobs.
- Easy to clean, just bend applicator and dried filler will pop off.



| Item # | IP | MP | PKG | |
|---------------|----|-----|-----|--|
| W1001* | 6 | 144 | CRD | 3-1/2 x 6-1/4", 3 x 5-1/4", 2-3/4 x 4" |
| W407C* | 24 | 360 | CRD | 3-3/4 x 5-1/8", 2-5/8 x 4", 3-3/4 x 2-5/8" |

HAND SANDERS

- Flexible design allows sanding on flat or curved surfaces.



| Item # | IP | MP | PKG | |
|---------------|----------|----|-----|-----|
| W1019* | Block | 6 | 48 | CRD |
| W1021* | Flexible | 6 | 72 | SLV |

3 x 11" sheet of sand paper included.

AUTO-DARKENING WELDING HELMET

- Darkens in 1/20,000 of a second.
- Variable shade control from #9 to #13.
- High/low sensitivity adjustment.



With optional decals.



Lens Covers.

| Item # | IP | MP | PKG | |
|------------------|-------------|----|-----|-----|
| W50057* | Helmet | 1 | 4 | CBX |
| W50057-1* | Shield | 1 | 30 | WBX |
| W50057A* | Lens Covers | 1 | 500 | CRD |

OD 4.5 x 3.75"
ID 3.9 x 1.75"

MAGNETIC SUPPORT JIGS

- Heavy duty magnets hold up to 75 lbs.
- Designed to hold material at 45°, 90° and 135° angles for maximum versatility.

| Item # | IP | MP | PKG | Capacity |
|----------------|------|----|-----|----------|
| W41291* | 10 | 60 | DBL | 25 lbs. |
| W41292* | 6 | 24 | DBL | 50 lbs. |
| W41293* | 4 | 16 | DBL | 75 lbs. |
| W41294* | 4-PC | 8 | DBL | 9 lbs. |



BODY FILLER TOOLS

- For scooping body filler from gallon cans.
- Easy to clean, just bend and dried filler will pop off.



| Item # | IP | MP | PKG | |
|---------------|--------------|----|-----|-----|
| W1000* | Filler Scoop | 6 | 144 | CRD |
| W1018* | Mixing Board | 24 | 144 | BAG |

3 POSITION FILE HOLDER

- 3 Position adjustable handle.
- Blades may be used without holder for contoured surfaces.



| Item # | IP | MP | PKG | |
|---------------|----|-----|-----|-----------|
| W1020* | 6 | 48 | SLV | Holder |
| W1023* | 6 | 240 | CRD | 10" Blade |

UNIVERSAL WELDING CART

- All steel construction with durable finish.
- 7-1/2" back wheels and 3" front swivel castors makes the welding cart very easy to move around.



| Item # | IP | MP | PKG | |
|----------------|----|----|-----|--|
| W53992* | 1 | 1 | LAB | |

MECHANIC'S WIRE

- 2 lbs. spool.
- 16 gauge.



| Item # | IP | MP | PKG | |
|--------------|----|----|-----|--|
| W116* | 1 | 12 | LAB | |

BATTERY CABLES & ACCESSORIES

SWITCH TO STARTER CABLES

- 4 gauge cable with steel plated connectors transfers power from starter solenoid to starter.
- For 6 and 12-volt battery systems.
- Full gauge stranded copper extends entire length of flattened lug, insures complete conductivity.
- PVC insulation with heat-shrunk ends.

| Item # | IP | MP | PKG | Length | Gauge | Stud Hole |
|---------|----|----|-----|--------|-------|-----------|
| W16850* | 10 | 60 | CLM | 10" | 4 | 3/8" |
| W16851* | 10 | 60 | CLM | 24" | 4 | 3/8" |
| W16852* | 10 | 60 | CLM | 32" | 4 | 3/8" |



CABLE EYELET LUGS

- Ideal for ground connections, battery cables and general wiring purposes.
- Made from seamless copper tubing with electro-tin plating.
- Corrosion resistance.

| Item # | IP | MP | PKG | Gauge | Stud Hole |
|---------|----|-----|-----|-------|-----------|
| W16853* | 10 | 200 | CLM | 4 | 3/8" |
| W16854* | 10 | 200 | CLM | 6 | 3/8" |



MAINTENANCE

BATTERY POST CLEANERS

- Scrapes stubborn corrosion from battery posts and terminals.




W152C

- All metal construction.
- Cleans both battery post and terminals.

| Item # | | IP | MP | PKG |
|---------|---------------|----|-----|--------|
| W152C* | 4-Way Cleaner | 12 | 48 | CRD |
| W147C* | 2-in-1 Brush | 12 | 288 | CRD |
| W147FB* | 2-in-1 Brush | 20 | 120 | BLK |
| W3235* | 2-in-1 Brush | 6 | 72 | Pg 320 |
| W3302* | 2-in-1 Brush | 10 | 80 | Pg 321 |
| 20134* | 2-in-1 Brush | 8 | 48 | Pg 324 |

BATTERY TERMINAL PULLER


- Removes the battery cable clamp or windshield wiper arm from the post without damage.
- Spring-loaded sharp jaws get under the clamp for a secure grip.
- Progressive screw action with simple spring loaded release.



| Item # | IP | MP | PKG | Reach | Spread |
|---------|----|----|-----|-------|--------|
| W87120* | 6 | 24 | CRD | 25mm | 33mm |

BATTERY TERMINAL PROTECTORS


- Designed to provide a barrier against acid fumes that seep through improperly sealed batteries.
- Will not dry out or evaporate.



| Item # | | IP | MP | PKG |
|---------|-------------|----|-----|-----|
| W1652* | Wrap Around | 10 | 200 | CLM |
| W1658C* | Washers | 12 | 576 | CRD |

SIDE TERMINAL BATTERY WRENCH

- Reversible ratchet action.
- Narrow design for confined areas.
- Easily removes and replaces 5/16" side terminal battery bolts.




| Item # | IP | MP | PKG |
|--------|----|----|-----|
| W1674* | 6 | 72 | CRD |

2-IN-1 BATTERY TERMINAL WRENCH

- Fits side terminal battery bolts and hold downs with 5/16 in. or 10mm fasteners.
- Insulated handle reduces short circuit risk.
- Reversible, ratcheting socket end has a narrow design for confined areas.
- Extra-long 9-1/2 in. allows for easy access to terminals

| Item # | IP | MP | PKG |
|--------|----|----|-----|
| W1676* | 12 | 96 | CRD |



Features a dual 5/16" and 10mm head

BATTERY TERMINALS

- Good corrosion resistance, electrical conductivity, convenient wiring.
- Fits over the positive or negative posts on top terminal batteries.
- Universal fit for 6v and 12v battery posts.


W1680C



**W1686B
W1686C
W1683**



| Item # | | IP | MP | PKG |
|----------------|---------------------|----|-----|-----|
| W1686B* | Standard Top Post | 50 | 200 | BLK |
| W1686C* | Standard Top Post | 6 | 144 | CRD |
| W1683* | Heavy Duty Top Post | 10 | 60 | CLM |
| W1680C* | Replacement Bolts | 12 | 288 | CRD |



**W1688
W1688-2C**


| | | | | |
|------------------|-------------|----|----|-----|
| W1688* | Marine | 10 | 80 | CLM |
| W1688-2C* | 2-PK Marine | 6 | 72 | CRD |

| | | | | |
|----------------|-------------------|----|-----|-----|
| W1685C* | Side Post | 6 | 144 | CRD |
| W1679C* | Replacement Bolts | 12 | 288 | CRD |

W1679C



W1685




MAINTENANCE

OEM BATTERY TERMINAL SET

- Heavy Duty Zinc Plated, works for 6 and 8 gauge cable.
- 5/16" stud allows for the easy connection of power accessories.

| Item # | | IP | MP | PKG |
|---------------|------|----|-----|-----|
| W1687* | 2-PK | 10 | 100 | CLM |

W1687
OEM Style




QUICK CONNECT BATTERY TERMINAL

- Installs on most top post batteries making connecting and disconnecting power quick and effortless.
- Made of brass-plated alloy and fits on either posts.
- Compatible with 12-or-24v vehicle dynamic control systems.

| Item # | IP | MP | PKG |
|---------------|----|----|-----|
| W1684* | 10 | 60 | CLM |

Turn the green knob counter-clockwise to disconnect power or clockwise to connect power.


W1684



BATTERY CABLE ADAPTER KIT

- Converts side terminal battery cables for use with top post battery.
- Contains 2 terminals and ground cable extension lead.

| Item # | IP | MP | PKG |
|----------------|----|----|-----|
| W1681C* | 6 | 48 | CRD |



BATTERY CHARGING POSTS

- Polarity specific for correct hookup.
- 3/8"-16 threaded steel insert and 3/8" hex base.

Provide connection for quick & easy charging and or jump starts on side terminal batteries.




| Item # | | IP | MP | PKG |
|----------------|-------------|----|----|-----|
| W1646* | 2-PK Female | 10 | 60 | CLM |
| W1682C* | 2-PK Male | 6 | 48 | CRD |

BATTERY ACCESSORIES

BATTERY HOLD DOWN BOLTS

- Heavy gauge steel.
- Plated to resist corrosion.

| Item # | IP | MP | PKG | Type |
|---------|----|----|-----|-------|
| W1694C* | 6 | 72 | CRD | 8" J |
| W1695C* | 6 | 72 | CRD | 10" J |
| W1696C* | 6 | 72 | CRD | 12" J |
| W1697C* | 6 | 72 | CRD | 10" L |




MAINTENANCE

CROSSBAR BATTERY HOLD DOWN SET

- Heavy duty steel construction.
- Vinyl coated to resist corrosion.
- Designed to hold battery securely in tray.
- Fits battery groups 22F, 24, 27 & 60.

| Item # | IP | MP | PKG |
|---------|----|----|-----|
| W1691C* | 6 | 72 | CRD |



UNIVERSAL BATTERY HOLD DOWN

- Solid rubber construction.
- Nylon inserts for strength.
- Fits most batteries.

| Item # | IP | MP | PKG |
|---------|----|----|-----|
| W1699C* | 6 | 48 | CRD |



PLASTIC BATTERY TRAY

- Easy to install, acid resistant trays to fit standard size batteries.

| Item # | IP | MP | PKG |
|----------|----|----|-----|
| W1692PC* | 6 | 24 | LAB |



BATTERY FILLER

- 2 quart capacity.
- Spring loaded filler valve.
- Durable injection molded plastic.

| Item # | IP | MP | PKG |
|---------|----|----|-----|
| W54274* | 1 | 10 | LAB |



W54274

BATTERY FILLER

- Acid resistant.
- 6 oz. bulb.
- 6" spout.

| Item # | IP | MP | PKG |
|--------|----|----|-----|
| W1641* | 12 | 96 | CRD |



W1641

DIGITAL 12V BATTERY ANALYZER

- Portable, fast, and very simple to use battery starting and charging system analyzer.
- Digital display indicates the condition of your battery and charging system.
- Tests 12VDC systems, guiding you through the testing process.
- Clear and easy to understand results to indicate systems condition.

| Item # | IP | MP | PKG | Battery CCA | Battery Types | Voltage | Standards |
|---------------|----|----|-----|-------------|----------------|---------|-----------------------|
| W2998* | 8 | 48 | CRD | 200-1,200 | LA, AGM & VRLA | 7-15VDC | SAE, DIN, EN, IEC, CA |



BATTERY LOAD TESTER

- Accurately test the condition of your battery and charging systems.
- Performs both a voltage test and 15-second battery-load test.
- Reliable and highly accurate, works on both 6- and 12-volt batteries.
- Extra heavy leads with strain relief and color coded, insulated, copper plated steel clamps.

| Item # | IP | MP | PKG | Capacity |
|---------------|----|----|-----|----------|
| W2988* | 1 | 10 | CBX | 100 Amp |



BATTERY/ALTERNATOR TESTER

- For all 12 volt systems.
- Easy to read L.E.D. lights.
- Determines battery state of charge and level of alternator output.

| Item # | IP | MP | PKG |
|---------------|----|----|-----|
| W2980* | 6 | 72 | CRD |



BATTERY/ALTERNATOR TESTER

- Compact size, a handy item for your glove box so you know right away if the problem you have is related to the battery or alternator, simply plug into the 12v utility plug.
- 3 LED indicators to show the battery condition: weak, normal or strong.
- 3 LED indicators to check the status of the alternator voltage: low, normal or high.

| Item # | IP | MP | PKG |
|---------------|----|----|-----|
| W2989* | 8 | 48 | DBL |



BATTERY TESTERS

- Test 6V, 12V and 24V batteries.
- Acid resistant.



W1657C
Instant reading warm or cold.



W1666C
Color coded balls for easy readings.

W1653C
Precision calibrated. Color coded indicator float.

| Item # | IP | MP | PKG | Style |
|----------------|----|-----|-----|-----------|
| W1657C* | 6 | 72 | CRD | Dial |
| W1666C* | 24 | 288 | CRD | Mini Tube |
| W1653C* | 6 | 72 | CRD | Tube |

BATTERY JUMP STARTERS

JUMP STARTER POWER BANKS

- Jump starts most passenger cars, trucks, vans and SUVs.
- Each model includes Smart Clamp Technology.
- Three mode LED light: on, strobe, S.O.S.
- Lithium battery provides longer shelf life.
- 5V USB port(s) charge various model smart phones.
- 12V output for vehicle jump and other 12V devices.
- 19V output to recharge laptop computers (W1677 only).
- Operating temperature: -4 to 140F (-20 to 60C).
- Storage temperature: 50 to 77F (10 to 25C).

MAINTENANCE



W16751

Includes smart clamps, 12V/120V chargers, zipper storage case.



W1677

Includes home and car chargers, smart clamps and adapters for most popular cell phone and laptops.



W16750



| Item # | IP | MP | PKG | Peak Starting | | Input | | Output | | | Capacity (mAh) | Charging Time |
|-----------------|----|----|-----|-------------------------|-----|-------|----------|----------|---------|--------|----------------|---------------|
| | | | | AMP | AMP | 15V | 5V | 12V | 19V | | | |
| W1677* | 1 | 10 | CBX | 400 | 200 | 1A | 1.8A | 6A-10A | 2A-2.5A | 11,000 | 4 hr | |
| W16750* | 1 | 10 | CBX | 350 | 200 | 2A | 2A | 6A-10A | - | 6,900 | 5.5 hr | |
| W16751* | 1 | 10 | CBX | 600 | 300 | 1A | 2.1A, 1A | 2.1A, 1A | - | 11,000 | 6 hr | |
| W1677-1* | 1 | 50 | BAG | Smart clamp replacement | | | | | | | | |

Includes smart clamp and micro USB charging cable.

PORTABLE JUMP STARTER/AIR COMPRESSOR

- Reverse polarity warning light and beep signal help prevent damaging unit or battery.
- Three LED Battery Level Indicator lets you know how much power you have left at all times.
- Features 7 Blue LED work light.
- Two 12V power adapter outlets.
- Automatic shut-off prevents over charging.
- ON/OFF safety switch for jumper cables.
- 12 Volt, 12AH sealed lead acid battery.
- UL Certified 120V/12V charging adapter.
- 300 psi air compressor with 24" air hose.



| Item # | IP | MP | PKG | Peak AMP | Starting AMP |
|---------------|----|----|-----|----------|--------------|
| W1665* | 1 | 2 | CBX | 900 | 400 |

300 psi Air Compressor/Inflator for pumping up tires and inflating rafts, balls, air mattresses & other misc items.

SOLAR PANEL BATTERY MAINTAINER

- 2.5 watt solar panel for all your off the grid 12 volt battery charging and maintaining needs.
- Amorphous solar panels operate in all daylight conditions, even cloudy days.
- Durable ABS plastic housing with mounting holes.
- Includes 4 suction cups for easy mounting to the windshield, 1' from connector to adapter plug and 8' from adapter plug to solar panel, 12V DC plug and alligator battery clamps.



| Item # | IP | MP | PKG | Output | W | D | H |
|---------------|----|----|-----|------------------|---------|--------|------|
| W2997* | 1 | 12 | CLM | 12/24 VAC / 1.5W | 13-3/4" | 4-3/4" | 1/2" |

BATTERY JUMPER CABLES

- Red/black PVC-coated clamps for easy identification.
- Tangle-free rubber coated cables.
- Heavy duty copper jaw clamps.
- All weather use.



W1671



W1672



W1667

100% Copper core

Standard clamps

Standard+ side clip

Parrot

| Item # | IP | MP | PKG | Length | Gauge | Peak AMP | Starting AMP | Clamp Style | Application |
|------------------|----|----|-----|--------|-------|----------|--------------|-------------|---|
| W1670* | 6 | 12 | SLV | 12' | 10 | 250 | 150 | Standard | Light duty cars & motorcycles |
| W1671* | 6 | 12 | SLV | 12' | 8 | 300 | 250 | Standard+ | Medium duty cars & light trucks |
| W1672* | 1 | 6 | CBX | 16' | 6 | 500 | 400 | Standard+ | Standard duty mid-size cars & trucks |
| W1673* | 1 | 6 | CBX | 20' | 4 | 600 | 500 | Standard+ | Heavy duty trucks, vans & SUV |
| W1667* copper | 1 | 6 | CBX | 20' | 4 | 600 | 500 | Parrot | Heavy duty trucks, vans & SUV |
| W1669* | 1 | 4 | CBX | 20' | 2 | 800 | 600 | Parrot | Commercial duty tractors, buses & semis |

MAINTENANCE

SMART JUMPER CABLES

- Cables feature digital meter that features voltage display, surge protection, and polarity detection in case of improper connection.
- Red/black PVC-coated insulated clamps for easy identification.
- Tangle-free rubber coated cables.
- Heavy duty copper jaw clamps.



| Item # | IP | MP | PKG | Length | Gauge | Peak AMP | Starting AMP | Clamp Style | Application |
|--------|----|----|-----|--------|-------|----------|--------------|-------------|---|
| W1678* | 1 | 6 | CBX | 25' | 6 | 300 | 150 | Standard+ | Light to standard duty for standard cars and mid-size pick-up trucks and SUVs |

LIGHTED JUMPER CABLES

- Clamps feature integrated LEDs to illuminate your working area at night or in a dark garage.
- LEDs are powered by individual batteries, each with an independent switch.
- Red/black non-conductive clamps for easy polarity identification with tangle-free rubber coated cables.
- Includes zippered vinyl pouch.



| Item # | IP | MP | PKG | Length | Gauge | Peak AMP | Starting AMP | Clamp Style | Application |
|--------|----|----|-----|--------|-------|----------|--------------|-------------|--|
| W1675* | 1 | 6 | BAG | 10' | 4 | 400 | 220 | Standard | Standard duty large cars & mid-size trucks |

12V BATTERY FLOAT CHARGER

- Used for maintaining wet or gel cell batteries that are stored or used periodically in boats, cars, snowmobiles, ATV's and tractors.
- This unit is for use on 12 volt DC batteries only.



CABLE ACCESSOIRES



| Item # | IP | MP | PKG | Output | | Cable Length | | | Overall Listing |
|--------|----|----|-----|--------|------|--------------|---------|---------|-----------------|
| | | | | Volts | Amps | Clamp | Charger | Listing | |
| W2985* | 1 | 20 | DBL | 13.5V | 0.6A | 44" | 78" | 10' | cUL E241069 |

| Item # | IP | MP | PKG | Application |
|---------|----|----|-----|--------------------|
| W1661* | 10 | 40 | CLM | Replacement Clamps |
| W16855* | 12 | 48 | BAG | Clamp Covers |

ELECTRICAL TESTERS

DIGITAL CIRCUIT TESTERS

- Used to detect power, voltage, ground, and circuit integrity.
- Large LCD display provides a 'no guess' voltage value of the circuit tested.
- Surge protected circuitry displays DC Voltage from 3 to 48v.
- Backlit LED glows red for power and green for ground.
- Computer safe <10mA circuit draw for confident testing.
- LED indicates red for "power" or green for "ground".



W2990

Do not use on airbags

| Item # | IP | MP | PKG | Range DC | Resolution | Accuracy | Operating Temp | Cord Length | Probe Length | |
|--------|---------------|----|-----|----------|------------|----------|----------------|-------------|--------------|--------|
| W2990* | Pro with case | 6 | 24 | CRD | 3 to 48v | 0.1v | ± 0.3v | 0 to 120°F | 12' Recoil | 3-1/2" |
| W2992* | Economy | 6 | 24 | CRD | 3 to 48v | 0.1v | ± 0.3v | 0 to 120°F | 12' Recoil | 3-1/2" |

COMPUTER SAFE LOGISTIC PROBE

- Drawing less than 7 milliamps.
- Quickly tests high and low voltages on all vehicle circuits, including computerized engine and body controls.
- Tests power and ground voltages.
- Heavy gauge color coded battery clips.



Test the output on MAS, Cam, Crank, VSR sensors and much more.

| Item # | IP | MP | PKG | Range | Cord Length | Probe Length |
|--------|----|----|-----|----------|-------------|--------------|
| W2991* | 6 | 24 | CRD | 6/12/24v | 10' Recoil | 3-1/2" |

HOOK PROBE CIRCUIT TESTER

- Stainless steel probe pierces and locks onto wires, freeing your hands for other things.
- Long extended molded hook allowing testing in tight places or limited access.
- Bright high intensity bulb and an insulated cord.



| Item # | IP | MP | PKG | Range | Cord Length | Probe Length |
|--------|----|----|-----|----------|-------------|--------------|
| W2993* | 12 | 48 | CRD | 6/12/24v | 52" | 4" |

CIRCUIT TESTERS

Insulated probe for 6 volt and 12 volt systems. Test lead with alligator clip.

W2973C



Reinforcing spring prevents damage to test lead at base of handle.

W2981



| Item # | IP | MP | PKG | Range DC | Cord Length | Probe Length | |
|----------------|--------------------------------|----|-----|----------|-------------|--------------|--------|
| W2973C* | Economy Circuit | 12 | 288 | CRD | 6/12v | 30" | 2-5/8" |
| W2975C* | Deluxe Circuit | 12 | 144 | CRD | 12v | 46" | 3" |
| W2982* | Continuity | 6 | 72 | CRD | | 46" | 3" |
| W2983* 3-PC | High/Low Circuit Continuity | 6 | 24 | DBL | 6/12v | 44" | 3" |
| | | | | | 18/24/36v | 44" | 3" |
| | | | | | - | 44" | 3" |
| W2981* | Heavy Duty Circuit | 6 | 72 | CRD | 6/12/24v | 60' | 3-1/2" |
| W2978* | Hybrid Circuit | 5 | 60 | CRD | 12/42v | 12' Recoil | |



W2982

Self powered by AA battery (not included).

W2978



Automatic voltage identification with blue LED (12v) and red LED (42v).

CORDLESS TESTERS

- No ground wire or clip required.
- Safe with ECM's, sensors, transducers, etc.

| Item # | IP | MP | PKG | Range |
|--------|----|-----|-----|----------|
| W2979* | 10 | 100 | CRD | 3 to 28v |
| 20192* | 6 | 60 | CRD | 3 to 28v |

5-5/8" overall length.



DIGITAL MULTI-METERS

- Designed to safely and accurately troubleshoot a variety of automotive, household and shop electrical circuits.
- Features AC & DC voltage, DC current, resistance measurements, Ohms and diode test.
- Includes large digital LED display, leads and probes, automatic zero adjust and 9V battery.



W2970



W2979C

Includes 1-AA battery.



7" diagonal wire cutting pliers.



W1714



7" wire stripper/cutter for 10-20 AWG wire.

AUTOMOTIVE MULTI-METERS

W2969



W2972

Measure and set typical automotive functions with the tach and dwell setting.



W2937

AUTO RANGING


Automatic ranging eliminate the need to dial in the correct range when making electronic or electrical measurements. Includes 2-AAA batteries.

| Item # | IP | MP | PKG | DCV | ACV | DCA | Ohm | Battery | Dwell |
|--------------------------------------|----|----|-----|--|--------------|----------------|----------------|----------------|-----------------|
| W2979C* Analog | 6 | 48 | CRD | 10-500V | 10-500V | .05-250mA | - | - | - |
| W2970* Digital | 6 | 36 | CRD | 200mV 500V | 200V 500V | 200mA 200µA | 200Ω 2000kΩ | - | - |
| W2974* Digital | 6 | 36 | CRD | 200mV 500V | 200V 500V | 200mA 200µA | 200Ω 2000kΩ | 1.5V, 9V | - |
| W2971* Digital Auto Ranging | 6 | 36 | DBL | 200mV 600V | 2V 600V | 200µA 10A | 200Ω 20MΩ | 1.5, 9, 12V | - |
| W1714* 3-PC Digital | 6 | 24 | DBL | 200mV 600V | 200V 600V | 200µA- 10A | 200Ω 2MΩ | - | - |
| W2969* Pro Digital | 6 | 36 | DBL | 20mV 500V | 200V 500V | 200µA 10A | 200Ω 200kΩ | 1.5, 9, 12V | - |
| W2972* Pro Digital/Dwell Tach | 6 | 36 | DBL | 200mV 1000V | 2V 750V | 200mA 200µA | 200Ω 20MΩ | - | 4, 6 & 8 cyl |
| W2937* Test Leads | 20 | 60 | CRD | Max 1000V 10A. CAT II, CAT III rated 35 in. UL 41 in. cables | | | | | |

10-PC MULTICOLOR TEST LEAD SET

- 5 different colors, 2 of each including; green, yellow, red, white, and black.

| Item # | IP | MP | PKG | Gauge | Length |
|---------------|----|----|-----|-------|--------|
| W2936* | 20 | 60 | CRD | 22 | 21" |




W2936

20-PC BACK PROBE LEAD SET

- Use with your meter to back probe harness connectors, fuel injectors and car sensors.
- Straight, 45 degree & 90 degree stainless steel probes in .027" and .040" diameters and matching leads.

| Item # | IP | MP | PKG | Length |
|---------------|----|----|-----|--------|
| W2938* | 6 | 36 | CAS | 12" |



Insulated bodies for testing up to 30 volts.

W2938

MAINTENANCE

LUG WRENCHES

4 WAY LUG WRENCHES

- Drop forged steel.
- SAE and metric sizes.



W7

Chrome plated to resist corrosion. Folds down for compact storage.



W2



W1

| Item # | Size | IP | MP | PKG | SAE | Metric |
|--------|---------|----|----|-----|--------------------------|--------------------|
| W2* | 14" | 1 | 12 | BLK | 11/16, 3/4, 13/16 & 7/8" | 17, 19, 21 & 23 mm |
| W1* | 20" | 1 | 12 | BLK | 3/4, 13/16, & 7/8" | 19 mm |
| W11* | 25" | 1 | 6 | BLK | 7/8, 15/16, 1 & 1-1/16" | |
| W7* | Folding | 1 | 12 | BAG | 11/16, 3/4, 13/16 & 7/8" | 17, 19, 21 & 23 mm |



W9
W9A

LUG WRENCHES/ SPADE TIP

- Heavy duty drop forged steel.
- Spade tip for hub cap removal.

| Item # | Size | IP | MP | PKG | SAE | Metric |
|--------|------|----|----|-----|--------------------|----------------|
| W9* | 14" | 1 | 12 | BLK | 3/4, 13/16 & 7/8" | 19, 21 & 23 mm |
| W9A* | 20" | 1 | 12 | BLK | 3/4, 13/16, & 7/8" | 19, 21 & 23 mm |

4 WAY TRUCK LUG WRENCHES

- For use on larger equipment including heavy duty trucks, buses and tractors.
- Drop-forged to provide strength and durability.
- Socket sizes provided fit most metric lug nuts on today's equipment.
- Stock: 1" (25 mm).




| Item # | Size | IP | MP | PKG |
|--------|------|----|----|-----------------------------------|
| W13* | 27" | 1 | 2 | BLK 24, 27, 30 & 33 mm |
| W14* | 27" | 1 | 2 | BLK 1-1/16, 1-1/4, 1-1/2 & 13/16" |

BREAKDOWN LUG WRENCHES

- Full size lug wrench breaks down into two parts for compact storage.
- Two position center rod allows for applying added torque to those really tight lug nuts.
- Heavy duty heat treated steel with rust resistant chrome plated finish.
- Free spinning handle with push button release.
- Wrenches have a center hole to accommodate a leverage bar.
- Includes two 1/2" drive double ended sockets and a nylon storage pouch to keep everything together.



Two position center rod allows for applying added torque.



| Item # | IP | MP | PKG | Socket 1 | Socket 2 |
|----------------|----|----|-----|---------------------------------|--------------------------|
| W5* SAE | 2 | 8 | CLM | 11/16 & 3/4" | 13/16 & 15/16" |
| W6* Metric | 2 | 8 | CLM | 17 & 19 mm | 21 & 23 mm |
| W8* SAE/Metric | 2 | 8 | CLM | 11/16 & 3/4" 13/16" & 15/16" | 17 & 19 mm 21 & 23 mm |

BLK: Bulk | CAS: Storage Case | CBX: Color Box | CRD: Carded | CLM: Clamshell | DBL: Double Blister
LAB: Color Label | RAC: Storage Rack | SHK: Shrink Wrap | SLV: Sleeve | TAB: Hang Tab | WBX: White Box

1/2 IN. DR. THIN WALL SOCKETS

- Hollow design allows room for removing longer bolts.
- Protective sleeves and plastic insert prevent scratching of wheels and lug nuts.
- Color coded for easy identification.
- Heavy duty chrome molybdenum.



W32902

| Item # | IP | MP | PKG | Size | O.D. w/Sleeve |
|---------|------------|----|-----|------|----------------------------------|
| W32921* | Purple | 4 | 24 | TAB | 13/16" 1.232" (31.3mm) |
| W32922* | Green | 4 | 24 | TAB | 7/8" 1.307" (33.2mm) |
| W32923* | Blue | 4 | 24 | TAB | 17mm 1.087" (27.6mm) |
| W32924* | Yellow | 4 | 24 | TAB | 19mm 1.157" (29.4mm) |
| W32925* | Red | 4 | 24 | TAB | 21mm 1.228" (31.2mm) |
| W32926* | Turquoise | 4 | 24 | TAB | 22mm |
| W32927* | Light Blue | 4 | 24 | TAB | 17mm Mercedes |
| W32902 | 5-PC Set | 1 | 12 | CAS | 17, 19 (3/4"), 21mm, 13/16, 7/8" |

TORQUE MULTIPLIER LUG NUT TOOL

- Produces sufficient output torque to quickly remove stubborn, rusted or over-tightened lug nuts.
- 1 in. square drive input, 1:58 gear ratio produces 2350ft. lbs. 3200 nm pounds of torque.
- Great for emergency road side tire removal, replacement, or repairs.
- Includes extension bar, handle, torque multiplier and a handy storage case



MAINTENANCE

| Item # | IP | MP | PKG | 6pt Sockets | 4pt |
|--------|----|----|-----|--|---------|
| M208* | 1 | 2 | LAB | 24mm (15/16), 27mm (1-1/16), 30mm (1-13/16), 32mm (1-1/4) 33mm (1-5/16) 38mm (1-1/2) | 3/4, 1" |

1/2 IN. DR. LUG NUT REMOVER SOCKETS

- Use to remove lug nuts and locking lug nuts, if the lug nut key is misplaced, lost or lug nuts are worn, stripped or damaged.
- Oil resistant black phosphate finish (except M980).
- Heavy duty impact-grade chrome-moly steel will not split or crack.
- Sizes fit most lug nuts/bolts on most vehicles.

| Item # | IP | MP | PKG | Size |
|--------|----|-----|-----|------------------|
| M980* | 6 | 72 | CLM | 13/16 & 1" |
| M981* | 6 | 120 | TAB | 3/4" (19mm) |
| M982* | 6 | 120 | TAB | 13/16" (21mm) |
| M983* | 6 | 120 | TAB | 1" (25mm) |
| M984* | 6 | 96 | TAB | 1-1/8" (28/29mm) |

M981

M982

M983



CORDED IMPACT WRENCH

- Rocker trigger for quick change between forward and reverse.
- CSA listed 216220



Includes 11/16, 3/4, 13/16, 7/8" impact sockets and sturdy carrying case.



| Item # | IP | MP | PKG | Drive | Torque ft/lbs. | Listing |
|---------|----|----|-----|-------|----------------|---------|
| W50080* | 1 | 4 | CBX | 1/2" | 220 | CSA |

DOT WARNING TRIANGLES

- This D.O.T. approved warning triangle is ideal for unexpected roadside emergencies.



SAFETY ROAD FLARES

- Make others aware of your vehicle even if the vehicle battery is dead.
- Tough plastic construction is compact and lightweight.



| Item # | IP | MP | PKG |
|--------|----|----|------------|
| W1499* | 1 | 4 | LAB |
| W1498* | 1 | 4 | LAB 3-PACK |

| Item # | IP | MP | PKG |
|--------|----|----|------------|
| W2368* | 6 | 36 | CRD |
| W2343* | 4 | 32 | CRD 3-PACK |

TIRE PUMPS & INFLATORS

TIRE INFLATORS

MAINTENANCE



60398

Built-in tire pressure gauge and rubber stabilizing pads. Cooling fan gives extended unit life and reliability.



60401

Rechargeable tire inflator with pressure control.



60400

Canvas bag for storage. Bright LEDs for night time emergencies.



60399

Handy on/off switch.



60402

3 Super bright LEDs for night time emergencies.



60404

| Item # | IP | MP | PKG | Source | Cord | PSI | Hose | Inflate time | Accessories included |
|--------|----|----|-----|----------|--------|-----|---------|--------------|---|
| 60398* | 1 | 6 | CBX | 120V | 6' | 100 | 27" | 4 min. | Sports ball needle and 6 raft/mattress inflator nozzle. |
| 60399* | 1 | 20 | CBX | 12V | 10' | 150 | 18" | 7 min. | Two nozzle adapters and sport ball needle. |
| 60400* | 6 | 12 | CBX | 12V | 9' | 100 | 17-1/2" | 8 min. | Sports ball needle, raft/toy inflator nozzles and Presta valve adapter. |
| 60401* | 1 | 12 | CLM | 12V/120V | 9' | 120 | 22-1/2" | 7 min. | Sports ball needle and 3 nozzle adapters. Includes AC and 12V auto charger. |
| 60402* | 6 | 12 | CBX | 12V | 10' | 100 | 15" | 4 min. | Sports ball needle, raft/toy inflator nozzles and Presta valve adapter. |
| 60404* | 1 | 8 | CBX | 12V | 9-1/2' | 150 | 40" | 3 min. | Sports ball needle and raft/toy inflator nozzle. |
| 60397* | 1 | 24 | CBX | 120V | 5-1/2" | | NA | NA | 3 valve adapters. 110/120v |

TIRE PUMPS

- Braided hose with quick release thumb lock.
- Steel construction.



W1638DB

Includes sports ball needle and raft/toy inflator nozzle.



W1635

W1636PB

HIGH CAPACITY FOOT PUMP

- Oversized 350ml capacity barrel delivers up to twice the amount of air per pump than standard foot pumps.
- Rubber feet provide stability during operation.



W1631

| Item # | IP | MP | PKG | Type | PSI | Hose |
|----------|----|----|-----|-------------|-----|------|
| W1638DB* | 1 | 16 | CBX | Foot | 100 | 23" |
| 60405* | 1 | 16 | CBX | Foot | 100 | 23" |
| W1631* | 4 | 16 | CBX | Foot | 100 | 24" |
| W1635* | 1 | 6 | BAG | Hand | 60 | 17" |
| W1636PB* | 1 | 6 | BAG | Hand w/Tank | 100 | 24" |

DIAL TIRE GAUGES

- Maintaining proper tire pressure optimizes fuel economy, tire performance and safety.

| Item # | IP | MP | PKG | Diameter | Face | PSI |
|---------------|----|-----|--------|----------|-------|----------|
| W1450* | 6 | 72 | CRD | 2" | White | 1 to 100 |
| W9106* | 6 | 24 | Pg 312 | 2" | White | 1 to 100 |
| W1915* | 21 | 126 | Pg 316 | 1" | Black | 1 to 60 |
| W9105* | 12 | 48 | Pg 312 | 1" | White | 1 to 60 |

W9105



W1915



Bleeder valve

W1450
W9106



TIRE PRESSURE GAUGES

- Maintaining proper tire pressure optimizes fuel economy, tire performance and safety.
- Heavy duty 2 color square plastic stem.
- Chrome plated to resist rust.

W3238
Anodized aluminum



| Item # | IP | MP | PKG | PSI | Length | Application |
|---------------|---------------|----|-----|--------|-----------|---------------------------------------|
| 60302* | Standard | 12 | 144 | CRD | 10 to 50 | 5-5/8" Cars & Trucks |
| W191C* | Standard | 6 | 120 | CRD | 10 to 50 | 5-5/8" Cars & Trucks |
| W1925* | Standard | 25 | 300 | Pg 312 | 10 to 50 | 5-5/8" Cars & Trucks |
| W9104* | Standard | 12 | 72 | Pg 312 | 10 to 50 | 5-5/8" Cars & Trucks |
| W3238* | Mini | 25 | 300 | Pg 320 | 10 to 50 | 3-3/4" Cars & Trucks |
| 60300* | Tractor | 12 | 144 | CRD | 5 to 45 | 5-5/8" Air and liquid filled tires |
| 60301* | Low Pressure | 12 | 144 | CRD | 1 to 20 | 5-5/8" ATVs, golf carts & lawn mowers |
| 60303* | High Pressure | 12 | 144 | CRD | 20 to 150 | 6" Bicycles, semis & motorcycles |
| 60304* | Dual Foot | 12 | 144 | CRD | 10 to 120 | 6" Trucks & Vans |
| W192C* | Dual Foot | 6 | 144 | CRD | 10 to 120 | 6" Cars, Trucks & Vans |
| 60306* | Dual Foot | 6 | 72 | CRD | 10 to 150 | 11-3/8" Trucks & Semis |
| 60307* | Straight | 6 | 72 | CRD | 10 to 150 | 12" Trucks & Semis |

Standard Head



Dual Foot Head



Straight Head



MAINTENANCE

DIGITAL DUAL HEAD TIRE PRESSURE GAUGES

- Professional quality for extended service life.
- Dual head air chuck, back light display with a LED spot for seeing valves at night.
- Gauges are accurate to ± 1 psi.
- Measures in PSI, BAR, KPA.



| Item # | IP | MP | PKG | PSI | Length | Application |
|---------------|----|----|-----|----------|--------|-------------------------------|
| 60309* | 3 | 24 | DBL | 5 to 99 | 12" | Auto, trucks and RVs |
| 60311* | 3 | 24 | DBL | 5 to 150 | 12" | Larger truck and trailer rigs |



DIGITAL TIRE PRESSURE GAUGE

- Triple function display shows PSI, BAR & kPa.
- Lighted nozzle and backlit display.
- Auto-off feature shuts off in 90 seconds when not in use.
- Accurate to ± 1 PSI.



W9107

| Item # | IP | MP | PKG | PSI |
|---------------|----|----|------------|----------|
| W9107* | 4 | 24 | DBL/Pg 312 | 1 to 150 |

TIRE REPAIR

TIRE VALVES

- For use in most tubeless wheels

| Item # | IP | MP | PKG | Length | Rim Hole | Finish |
|--------|----|-----|-----|--------|-----------|--------|
| 60100* | 12 | 144 | CRD | 1-1/4" | .453 | Chrome |
| 60101* | 12 | 144 | CRD | 1" | .453/.625 | Chrome |
| 60102* | 12 | 144 | CRD | 2" | .625 | Rubber |
| 60103* | 12 | 144 | CRD | 2" | .453 | Rubber |
| 60104* | 12 | 144 | CRD | 1-1/4" | .453 | Rubber |
| 60105* | 12 | 144 | CRD | 1-1/2" | .453 | Rubber |



MAINTENANCE

TIRE VALVE CAPS SETS

- Fits standard tire valves.

| Item # | IP | MP | PKG |
|--------|----|-----|-------------------------|
| 60110* | 12 | 144 | CRD 4-PK Plastic |
| 60111* | 12 | 144 | CRD 4-PK High Heat Dome |
| 60112* | 12 | 144 | CRD 4-PK Chrome Hex |
| 60113* | 12 | 144 | CRD 4-PK Slot Head |



VALVE EXTENSIONS

- For hard to reach stems.
- Fits all tires.
- Easy to use.

| Item # | IP | MP | PKG | Length | Finish |
|--------|----|-----|-----|--------|---------|
| 60106* | 12 | 144 | CRD | 1-1/4" | Plastic |
| 60107* | 12 | 144 | CRD | 3/4" | Plastic |
| 60108* | 12 | 144 | CRD | 1-1/4" | Chrome |
| 60109* | 12 | 144 | CRD | 3/4" | Chrome |



VALVE CORE TOOLS

Compatible for all vehicle valves as well as air conditioning units.



| Item # | IP | MP | PKG |
|--------|---------|----|---|
| 60501* | Fishing | 12 | 144 CRD Deflator. Core remover. Valve stem puller. |
| 60502* | 2 Way | 12 | 144 CRD Removes valve cores. Cleans cap threads. |
| 60503* | 4 Way | 12 | 144 CRD Removes valve cores. Cleans cap threads. Aids in re-taping threads. Reams inside the valve. |
| 60500* | | 12 | 144 CRD Removes valve cores on both tire and air conditioning systems. |
| 60508* | Torque | 12 | 72 CRD TPMS safe. Removes valve cores on both tire and air conditioning systems. |
| 60114* | 4-PC | 12 | 144 CRD High temp. Easy to install valve cores. |

TREAD DEPTH GAUGES

- Designed to facilitate quick and easy reading of tire tread depth.
- Metric/Inch system interchangeable.



Large LCD display for easy reading.

| Item # | | IP | MP | PKG | Range | | Resolution | |
|--------|---------|----|-----|-----|---------|-----------|------------|------|
| | | | | | in. | mm | in. | mm |
| 60310* | Digital | 25 | 100 | CRD | 0 to 1" | 0 to 25.4 | 0.0005" | 0.01 |
| 60504* | Analog | 12 | 144 | CRD | 0 to 1" | 0 to 25 | 1/32" | 1 |



Zero setting at any position.

TIRE MARKING CRAYONS

- Use to mark tires for repair.

| Item # | | IP | MP | PKG |
|--------|--------|----|-----|-----|
| 60506* | Yellow | 10 | 100 | CRD |
| 60507* | White | 10 | 100 | CRD |



Clean up white walls.

TIRE PATCH KITS

- For all tubeless, radial and/or bias ply tires.
- Each kit contains patches, rubber cement and metal scuffer.

| Item # | | IP | MP | PKG |
|--------|-----------------|----|-----|-----|
| 60206* | Tubeless Radial | 10 | 100 | CRD |
| 60207* | Bias & Radial | 10 | 100 | CRD |
| 60210* | Rubber Cement | 10 | 100 | CRD |




MAINTENANCE

TIRE REPAIR KITS

- For all tubeless radial and bias ply tires.
- 4" long tire plugs

| Item # | | IP | MP | PKG | Contents |
|--------|-------|----|-----|-----|---|
| 60200* | 7-PC | 5 | 50 | CRD | Deluxe T-handle Plugger, Reamer & 5 Plugs |
| 60201* | 6-PC | 10 | 50 | CRD | Plugger & 5 Plugs |
| 60202* | 7-PC | 5 | 50 | CRD | Plugger, Reamer & 5 Plugs |
| 60208* | 30-PK | 10 | 50 | CRD | 30 Plugs |
| 60209* | 5-PK | 10 | 100 | CRD | 5 Plugs |



60208



60201

60202

60200

TIRE REPAIR & MAINTENANCE KITS

- A must have for maintenance or emergency tire service.
- Kits includes valves, caps, valve cores, valve core remover, pressure gauge, rubber cement, scuffer, tubeless plugs, patches, plugger and reamer.



60204



60203

| Item # | | IP | MP | PKG | Chrome Caps | Plastic Caps | Valve Cores | Tubeless Plugs | Round Patches | Additional content |
|--------|-------|----|----|-----|-------------|--------------|-------------|----------------|---------------------|--|
| 60203* | 82-PC | 5 | 30 | CAS | 8 | 8 | 8 | 20 | 15 small 2 large | Dual foot tire gauge, 2 long & 2 short tire valves, 8 valve extensions, tire chuck & 2 rectangular patches |
| 60204* | 35-PC | 6 | 36 | CAS | 4 | 4 | 4 | 3 | 10 small | Pencil tire gauge & 4 way valve tool |

GREASE GUNS

PISTOL GRIP GREASE GUNS

- Comfort pistol grip handle.
- 3-way loading, bulk, suction or 14 oz cartridges.



W54291

Includes hose & rigid extensions.



Unique window cut-outs for better identification of grease types.



W54294



W54204

Positive lock for easy filling.

| Item # | | IP | MP | PKG | Extension | | PSI |
|---------|--------------|----|----|-----|-----------|------|-------|
| | | | | | Rigid | Hose | |
| W54204* | Professional | 1 | 12 | CBX | - | 12" | 3,000 |
| W54291* | Aluminum | 1 | 12 | CBX | 5-1/2" | 12" | 4,500 |
| W54294* | Clear View | 1 | 12 | CBX | 12" | | 3,000 |

MINI PISTOL GRIP GREASE GUNS

- Comfort pistol grip handle.
- 3-way loading, bulk, suction or 14 oz (3 oz on mini) cartridges.



| Item # | | IP | MP | PKG | Extension | | PSI |
|---------|---------------|----|----|-----|-----------|------|-------|
| | | | | | Rigid | Hose | |
| W54200* | Mini | 4 | 20 | CLM | 4" | - | - |
| W54205* | Mini w/Grease | 4 | 20 | CLM | 4" | - | - |
| W54198* | Mini w/Hose | 4 | 20 | CLM | - | 12" | 3,000 |

Heavy duty construction. Uses 3 oz. grease cartridge.

MAINTENANCE

LEVER ACTION GREASE GUNS

- Short stroke "lever action" for easy use in tight spaces.
- Vented zinc die cast head cap.
- Positive lock for easy filling.
- 3-way loading, bulk, suction or 14 oz cartridge.

| | | |
|------------------------|------------------------|----------------------------------|
| Standard / Mini | Barrel | Knurled thick wall, black finish |
| | Head Cap | Vented zinc die cast |
| | Handle/ Trigger | Zinc plated |
| | Loading | 2 Way |

| | | |
|---------------------|------------------------|--|
| Professional | Barrel | Knurled thick wall, black finish |
| | Head Cap | Zinc die cast with bulk load and release valve |
| | Handle/ Trigger | Zinc plated with rubber grip |
| | Loading | 3 Way |

| | | |
|-----------------|------------------------|--|
| Aluminum | Barrel | Textured rubber sleeve, red anodized aluminum |
| | Head Cap | Zinc die cast with bulk load and release valve |
| | Handle/ Trigger | Zinc plated with PVC grip |
| | Loading | 3 Way |

| | | |
|-------------------|------------------------|--|
| Industrial | Barrel | Knurled thick wall, maroon rust proof paint |
| | Head Cap | Heavy duty cast with bulk load and release valve |
| | Handle/ Trigger | Zinc plated with PVC grip |
| | Loading | 3 Way |



| | | |
|-------------------|------------------------|--|
| Clear View | Barrel | Window cut-out |
| | Head Cap | Zinc die cast with bulk load and release valve |
| | Handle/ Trigger | Zinc plated with coated grip |
| | Loading | 2 Way |

Positive lock for easy filling.



| | | |
|-----------|-----------|------------|
| IP | MP | PKG |
| 1 | 12 | CBX |

| Item # | | Extension | | |
|----------------|--------------|-----------|------|-------|
| | | Rigid | Hose | PSI |
| W54202* | Professional | 5-1/2" | - | - |
| W54290* | Aluminum | 5-1/2" | 12" | 4,500 |
| W54201* | Standard | 5-1/2" | - | - |
| W54203* | Standard Blk | 5-1/2" | - | - |
| W54293* | Clear View | 5-1/2" | - | 3,000 |
| W54292* | Industrial | 6" | 18" | 6,900 |



Includes hose & rigid extensions.



Includes hose & rigid extensions.



W54293

Unique window cut-outs for better identification of grease types.

MAINTENANCE

GREASE GUNS & ACCESSORIES

CORDLESS GREASE GUNS

- A well balanced design helps make hard-to-reach fittings easy to service, simplifying the lubrication process.
- Two way loading, 14 oz. grease cartridge or bulk.
- Knurled barrel for secure grip.
- The planetary gearbox and reciprocating piston provide 7,000 psi and approximately 3 oz. of grease per minute.
- Grease hose with heavy duty coupler, battery and 1 hour quick charger, heavy duty plastic storage case.

MAINTENANCE




Includes two 18V batteries and a shoulder strap for easy portability.

| Item # | IP | MP | PKG | PSI | Hose | Rechargeable Battery | | Input | Charger Output | Cord | Rated |
|------------------------|----|----|-----|-------|------|----------------------|-------|---------------------|-----------------|------|-------|
| W50014* 5-PC | 1 | 3 | CBX | 7,000 | 30" | 14.4V | Ni-cd | 90-132V 60Hz 70W | 9.6-24V 1.5A | 6' | cETL |
| W50048* 6-PC | 1 | 4 | CBX | 7,000 | 42" | 18V | Ni-cd | 120V 60Hz 45W | 18.0V 1.3A | 6' | cUL |
| W11046* Battery | 1 | 12 | CLM | - | - | 18V | Ni-cd | - | - | - | - |

GREASE GUN ACCESSORY KIT

- For all types of grease lubrication applications.
- Accessories included (left to right)
 1. 90 degree angle tip
 2. Straight extension tip
 3. Slide on 90 degree coupler
 4. Rubber tipped nozzle
 5. Needle nozzle
 6. 360 degree coupler
 7. 12" hose extension



| Item # | IP | MP | PKG |
|----------------|----|----|-----|
| W50049* | 1 | 12 | SLV |

MULTI-PURPOSE LITHIUM GREASE

- Multi-purpose lithium based grease is designed for light duty applications which require extended lubrication.
- For light duty automotive, industrial, agricultural or commercial equipment.
- Smooth consistency, water resistant and extremely stable NLGI #2.



W54206



W54208

| Item # | IP | MP | PKG | Size | NLGI |
|---------|------|----|-----|--------|----------|
| W54206* | 2-PK | 1 | 12 | CLM | 3 oz. #2 |
| W54208* | 1 | 24 | LAB | 14 oz. | #2 |

PRECISION POINT GREASE GUN

- This precision grease gun is ideal for applying grease into detent ball grease ports, bearings or tight spaces.
- The applicator point creates a seal by making contact between the ball housing leaving very little residual behind.
- The gun uses vacuum to suck the grease up out of the storage tube; dispensing precisely in a narrow stream with no mess.



| Item # | IP | MP | PKG | Size | NLGI |
|---------|-------------|----|-----|------|----------|
| W54235* | | 10 | 50 | CRD | 3 oz. #2 |
| W54236* | Grease Only | 12 | 72 | CRD | 3 oz. #2 |

UNIVERSAL BEARING PACKERS

- Quickly and thoroughly packs bearings with new grease while forcing out old grease all in one easy operation.
- Accommodates most roller and ball bearings.



| Item # | IP | MP | PKG |
|--------|----|----|-----|
| W1218* | 6 | 36 | CRD |
| W1225* | 6 | 36 | CLM |

WALL-MOUNT GUN HOLDER

- Center latch locks.
- Corrosion resistant finish.
- Holds Grease or Suction guns with 2-1/4" OD barrel.



| Item # | IP | MP | PKG |
|---------|----|----|-----|
| W54271* | 6 | 24 | CRD |

GREASE GUN ACCESSORIES

LOCK ON GREASE GUN COUPLER

- Allows you to lock on the fitting with just a slight push, releases with the same minimal effort.
- Positive seal prevents leakage while pumping grease.
- Once locked on both hands can be used to operate the grease gun.
- The small design allows you into tighter areas than other lock on couplers.



| Item # | IP | MP | PKG | NPT (F) | Working PSI |
|---------|----|-----|-----|---------|-------------|
| W54228* | 10 | 100 | CRD | 1/8" | 10,000 |



W54225



W54226/
W54215
(2-PC Kit)



W54214/
W54215
(2-PC Kit)

MAINTENANCE

GREASE GUN COUPLERS

- Fits most hand operated grease guns.

W54212



W54227



W54234



Narrow body fits into the tightest applications.

| Item # | | IP | MP | PKG | NPT (f) | Working PSI | Burst PSI |
|---------|-----------------------------|----|-----|-----|---------|-------------|-----------|
| W54212* | Standard | 6 | 240 | CLM | 1/8" | 3,000 | 6,000 |
| W54224* | Heavy Duty | 12 | 144 | CLM | 1/8" | 4,000 | 8,000 |
| W54225* | 90° Swivel | 6 | 144 | CLM | 1/8" | 4,500 | 8,000 |
| W54226* | 360° Swivel | 4 | 72 | CLM | 1/8" | 3,000 | 7,000 |
| W54227* | Right Angle | 12 | 144 | CLM | 1/8" | 1,000 | - |
| W54234* | Narrow Body | 24 | 144 | CLM | 1/8" | 3,000 | 6,000 |
| W54215* | 360° Swivel & 2-PC Seal-off | 4 | 72 | CLM | 1/8" | - | - |
| W54214* | Seal-off | 24 | 144 | CLM | 1/8" | - | - |

NEEDLE NOSE ADAPTERS

- Dispenses a fine line of grease to confined areas.
- Fits most hand operated grease guns.
- Great for 4WD (CV) universal joints.

| Item # | IP | MP | PKG | Length | PSI |
|---------|----|-----|-----|--------|-------|
| W54219* | 4 | 72 | CLM | 1-1/2" | 3,000 |
| W54216* | 24 | 120 | CLM | 4" | 3,000 |

W54219



W54216



GREASE GUN FLEX HOSES

- Use hoses for hard to reach areas.
- For use with hand and air powered grease guns.



W54210/
W54211



W54252 Double steel braided.



W54223

| Item # | | IP | MP | PKG | NPT (M) | Working PSI | Burst PSI |
|---------|----------------|----|-----|-----|---------|-------------|-----------|
| W54210* | 12" W/Coupler | 4 | 72 | CRD | 1/8" | 4,500 | 12,000 |
| W54211* | 18" W/Coupler | 12 | 144 | CRD | 1/8" | 4,500 | 10,000 |
| W54221* | 12" Standard | 12 | 144 | CRD | 1/8" | 3,000 | 10,000 |
| W54222* | 18" Standard | 12 | 144 | CRD | 1/8" | 3,000 | 10,000 |
| W54223* | 12" W/Spring | 12 | 144 | CRD | 1/8" | 3,500 | 10,500 |
| W54252* | 12" Heavy Duty | 12 | 144 | CRD | 1/8" | 8,000 | 16,000 |

W54221/
W54222

GREASE FITTINGS

- Corrosion resistant.
- Leak-proof fittings.

| Item # | IP | MP | PKG | NPT (m) | Angle | | | | | | |
|----------------|--------|----|-----|------------|---------------------------|----------------------------|-----|-----|-----|-----|----|
| | | | | | Straight | Short | 30° | 45° | 60° | 90° | |
| W54241* | 10-PK | 12 | 144 | CLM | 1/8" | 10 | - | - | - | - | - |
| W54242* | 10-PK | 12 | 144 | CLM | 1/8" | - | - | - | 10 | - | - |
| W54243* | 10-PK | 12 | 144 | CLM | 1/8" | - | - | - | - | - | 10 |
| W54217* | 8-PK | 24 | 144 | CLM | 1/4-28" | 4 | - | - | 2 | - | 2 |
| W54240* | 10-PK | 12 | 144 | CLM | 1/4-28" | 10 | - | - | - | - | - |
| W54258* | 10-PK | 12 | 144 | CLM | 1/4-28" | - | 10 | - | - | - | - |
| W54244* | 10-PK | 12 | 144 | CLM | 1/4-28" | - | - | - | - | - | 10 |
| W54245* | 10-PK | 12 | 144 | CLM | 1/4-28" | - | - | - | 10 | - | - |
| W54249* | 10-PK | 12 | 144 | CLM | 1/4-28" | - | - | - | 5 | - | 5 |
| W54218* | 8-PK | 24 | 144 | CLM | 6mm | 4 | - | - | 2 | - | 2 |
| W54246* | 10-PK | 12 | 144 | CLM | 6mm | 10 | - | - | - | - | - |
| W54247* | 10-PK | 12 | 144 | CLM | 6mm | - | - | - | 10 | - | - |
| W54248* | 10-PK | 12 | 144 | CLM | 6mm | - | - | - | - | - | 10 |
| W54259* | 10-PK | 12 | 144 | CLM | 8mm | 10 | - | - | - | - | - |
| W54260* | 10-PK | 12 | 144 | CLM | 8mm | - | - | - | 10 | - | - |
| W54261* | 10-PK | 12 | 144 | CLM | 10mm | - | 10 | - | - | - | - |
| W54251* | 100-PC | 6 | 24 | CAS | 1/8" | 30 | - | 2 | 5 | 5 | 3 |
| | | | | | 1/4-28" | 40 | - | - | 10 | - | 5 |
| W54253* | 100-PC | 6 | 24 | CAS | 1/4-28" | - | 100 | - | - | - | - |
| W54254* | 100-PC | 6 | 24 | CAS | 1/4-28" | - | - | - | 100 | - | - |
| W54255* | 50-PC | 6 | 24 | CAS | 1/4-28" | - | - | - | - | - | 50 |
| W54256* | 100-PC | 6 | 24 | CAS | 1/8" | - | 100 | - | - | - | - |
| W5215* | 70-PC | 6 | 24 | CAS | 1/8, 1/4-28", 6, 8 & 10mm | See Hardware Kits for more | | | | | |



MAINTENANCE

ALL-IN-ONE GREASE FITTING TOOLS

- All-in-one fitting tool used to install and remove grease fittings.
- For tapping and thread chasing fitting holes.
- Has broken fitting spiral removal tool.
- Installs 30/45/65/90 degree grease fittings.

| Item # | IP | MP | PKG | Thread | For Fittings |
|----------------|----|-----|-----|------------|-----------------|
| W54229* | 24 | 144 | CRD | 1/8 NPT | 1/8 & 7/16" |
| W54231* | 24 | 144 | CRD | 1/4-28 NPT | 1/4, 5/16 & 3/8 |

W54229

W54231



GREASE INJECTOR NEEDLE

- Tempered stainless steel.
- Can be easily inserted under or through bearing seals.
- Includes protective cover.
- For use with hand grease guns only.

| Item # | IP | MP | PKG | Gauge | PSI |
|----------------|----|-----|-----|-------|-------|
| W54213* | 24 | 144 | CLM | 18 | 3,000 |



GREASE FITTING CLEANING TOOL

- Fits both angled and straight grease fittings.
- Cleans fittings of solidified grease.
- Simply draw oil or grease into the tool, place on fitting and strike with a hammer.



| Item # | IP | MP | PKG |
|----------------|----|----|-----|
| W54209* | 10 | 50 | CRD |

OIL FILTER WRENCHES

BAND WRENCHES

- Vinyl grip handle.
- Studded band for better grip.
- Removes most spin-on type filters.

| Item # | IP | MP | PKG | Range |
|---------|----|----|-----|-----------------|
| W186C* | 6 | 36 | CRD | 2-1/2 to 3-7/8" |
| W54050* | 6 | 36 | CRD | 3 to 3-3/4" |
| W54051* | 6 | 36 | CRD | 4 to 4-3/8" |

Automatic clamping action.



MAINTENANCE

BAND WRENCHES

- Removes most spin-on type filters.
- Wide steel band for extra strength.
- Studded band for better grip.
- Vinyl grip handle.

| Item # | IP | MP | PKG | Range |
|---------|----|----|-----|-----------------|
| W54052* | 6 | 36 | CRD | 2-1/4 to 2-3/4" |
| W54053* | 6 | 36 | CRD | 2-7/8 to 3-1/8" |



SWIVEL BAND WRENCHES

- Smaller narrow band fits oil and fuel filters in tight access applications.
- Swivel handle, vinyl grip.
- Narrow studded band for better grip.

| Item # | IP | MP | PKG | Range |
|---------|----|----|-----|-------------------|
| W54044* | 8 | 48 | CRD | 2-3/8 to 2-5/8" |
| W54045* | 6 | 36 | CRD | 2-7/8 to 3-1/4" |
| W54046* | 6 | 36 | CRD | 2-15/16 to 3-3/4" |
| W54047* | 6 | 36 | CRD | 3-1/2 to 3-7/8" |
| W54048* | 6 | 36 | CRD | 4 to 4-3/8" |
| W54049* | 6 | 36 | CRD | 4-3/4 to 5-3/4" |



HEAVY DUTY BAND WRENCHES

- Studded band for better grip.
- Corrosion resistant construction.
- For use with 1/2" drive tool.

| Item # | IP | MP | PKG | Range |
|---------|----|----|-----|--------------------|
| W54054* | 6 | 24 | CRD | 4-1/8 to 4-21/32" |
| W54055* | 6 | 24 | CRD | 4-21/32 to 5-5/32" |
| W54056* | 6 | 24 | CRD | 5-5/32 to 5-11/16" |



ADJUSTABLE WRENCH

- Fits most U.S. and imported cars.
- Vinyl grip handle.

| Item # | IP | MP | PKG | Range |
|--------|----|----|-----|-----------------|
| W189C* | 6 | 36 | CRD | 2-3/4 to 3-3/4" |



ADJUSTABLE PLIERS

- Slip-joint design fits multiple size filters.
- Durable gripping teeth.
- Textured grip.

W54057/
W54058

| Item # | IP | MP | PKG | Range |
|---------|-------------------|----|-----|---------------------|
| W54057* | Offset Jaw | 6 | 36 | CRD 1-3/4 to 4" |
| W54058* | Offset Jaw | 6 | 36 | CRD 2 to 5-1/2" |
| W54310* | Straight Jaw | 6 | 36 | CRD 2-1/4 to 3-1/2" |
| W54311* | Straight Jaw | 6 | 48 | CRD 3-1/4 to 4-1/2" |
| W54312* | Self-Adjusting | 6 | 48 | CRD 2 to 5" |
| W54314* | Dual Position Jaw | 8 | 32 | CRD 2-1/2 to 5-1/2" |



JAW GRIP WRENCH

- Serrated jaws for maximum grip.
- Adjustable to fit most filters.



| Item # | IP | MP | PKG | Range |
|--------|----|----|-----|-----------------|
| W157* | 12 | 72 | CRD | 2-3/4 to 4-1/4" |



W54312
• US Patent
D887238

MAINTENANCE

STRAP WRENCHES

- Durable non-slip rubber strap for industrial strength and added grip.
- Flexible strap fits any shape and works easily in confined areas.
- Versatile usage on automobiles, tractors, home applications and more.



W54059

2 Tone color handle with PVC coating for extra control.




W173C

Chrome plated steel bar. Turn with 1/2" ratchet.

| Item # | IP | MP | PKG | Range |
|---------|-------------|----|-----|-------------------|
| W173C* | Nylon | 6 | 72 | CRD up to 6" |
| W54059* | 2-PC Rubber | 6 | 24 | CRD 3/8 to 6-1/2" |

CHAIN WRENCHES

- Steel chain for superior grip.
- Versatile usage on automobiles, tractors, home applications and more.



W54061

Durable aluminum handle.



W54060

Vinyl grip handle. Studded band.

| Item # | IP | MP | PKG | Range |
|---------|----|----|-----|-----------------|
| W54060* | 6 | 36 | CRD | 2-3/4 to 4-1/2" |
| W54061* | 6 | 36 | CRD | 3/8 to 4-1/4" |

CLAMP WRENCH

- Clamping action fits many filters.
- Positive grip.
- Chrome plated.



| Item # | IP | MP | PKG | Range |
|--------|----|----|-----|-------------|
| W171C* | 6 | 72 | CRD | 2-3/4 to 3" |

3-JAW WRENCH

- Heat treated carbon steel construction.
- Tough black oxide finish.
- Use with 3/8" drive ratchet.



| Item # | IP | MP | PKG | Range |
|--------|----|----|-----|-----------------|
| W270* | 6 | 72 | CRD | 2-1/2 to 3-7/8" |

OIL FILTER WRENCHES

TOYOTA CANISTER WRENCHES

- Heavy gauge steel construction.
- Six cut outs to engage the tabs on the filter canisters.
- Use a 1/2" drive ratchet or 21mm hex wrench.

Canister wrench for use on Toyota, Lexus and Scion cars.



| Item # | IP | MP | PKG |
|----------------|----|----|-------------------|
| W54076* | 10 | 50 | CRD 64MM 14 Flute |
| W54120* | 12 | 72 | BLK 64MM 14 Flute |

MAZDA CAP WRENCH

- Heavy gauge steel construction.
- Designed to fit 75.6mm 14 flute filters.
- Use a 1/2" drive ratchet or 21mm hex wrench.



2.3L 4-cylinder engines. Mazda 3, Mazda 5, and Mazda 6 / Ford Fusion / Mercury Milan.

| Item # | IP | MP | PKG |
|----------------|----|----|---------------------|
| W54077* | 10 | 50 | CRD 75.6MM 14 Flute |

MAINTENANCE

CAP WRENCHES

- Steel construction for strength. Use with 3/8" drive tool. Fits multiple brands of oil filters.

| Cap Size | Flute | IP | MP | CRD | BLK | Application |
|----------|-------|----|----|---------|---------|---|
| 65mm | 14 | 12 | 72 | W54074* | W54117* | |
| 65/67mm | 14 | 12 | 72 | W54066* | W54109* | |
| 68mm | 14 | 12 | 72 | W54067* | W54110* | |
| 73mm | 14 | 12 | 72 | W54065* | W54108* | |
| 74mm | 14 | 12 | 72 | W54078* | W54121* | |
| 74mm | 15 | 12 | 72 | W54069* | W54112* | |
| 74/76mm | 15 | 12 | 72 | W54062* | W54105* | |
| 75.6mm | 14 | 12 | 72 | | W54104* | 2.3L 4-cylinder engines. Mazda 3, Mazda 5, and Mazda 6 / Ford Fusion / Mercury Milan. |
| 75mm | 15 | 12 | 72 | W54073* | W54116* | |
| 76mm | 14 | 12 | 72 | W54063* | W54106* | |
| 80mm | 15 | 12 | 72 | W54068* | W54111* | |
| 80/82mm | 15 | 12 | 72 | W54071* | W54114* | |
| 86mm | 16 | 12 | 72 | W54079* | | Most Volvo S, C, V and XC models. |
| 88mm | 15 | 12 | 72 | W54080* | | Most Hyundai and Kia models. |
| 90mm | 15 | 12 | 72 | W54070* | W54113* | |
| 93mm | 15 | 12 | 72 | W54064* | W54107* | |
| 93mm | 36 | 12 | 72 | W54072* | W54115* | |
| Toyota | 14 | 12 | 72 | W54075* | W54118* | Selected Toyota, Scion (2007-on). |



OIL FILTER WRENCH 4 FT. ASSORTMENT RACK

- Heavy gauge steel construction.
- Works with most retail uprights.
- Call Rep for further details

| Item # | IP | MP | PKG |
|----------------|----|----|-----|
| W54500* | 1 | 1 | BLK |



OIL/FUEL FILTER SOCKETS

- Chrome vanadium construction for strength and durability.
- Low profile socket are specially designed for operating clearance.
Not for impact use.



W54085

| Item # | IP | MP | PKG | Application |
|----------------|-------|----|-----|--|
| W54085* | 7-PC | 1 | 20 | SLV Set includes 24, 27, 29, 30, 32, 36 and 38 mm sockets. |
| W80683* | 24 mm | 12 | 72 | DBL Cadillac, BMW, Dodge, and Saturn. |
| W80684* | 27 mm | 12 | 72 | DBL Mercedes, Volkswagen, Hyundai, Kia, Mini's, and Smart Car. |
| W80676* | 29 mm | 12 | 72 | DBL Dodge Cummins 5.9L fuel filter. |
| W80678* | 32 mm | 12 | 72 | DBL GM Ecotec 2.2L oil filter. |
| W54119* | 32 mm | 12 | 72 | BLK Bulk version W80678. |
| W80677* | 36 mm | 12 | 72 | DBL Ford diesel pickups 6.0L filters. |



W80676


W80678

VW DRAIN PLUG SOCKETS

- For transmission drain and fill plugs on Volkswagen and other German vehicles.
- Heat treated and zinc plated alloy steel.
Not for impact use.

W80681

| Item # | IP | MP | PKG |
|----------------|----|-----|------------------|
| W80681* | 12 | 144 | CRD 17mm hex |
| W80682* | 12 | 288 | CRD Tamper Proof |



W80682

15-PC DRAIN PLUG SOCKET SET

- Chrome vanadium construction.
- Includes socket rail.



| Item # | IP | MP | PKG | Application |
|----------------|----|----|-----|--|
| W54287* | 10 | 20 | CRD | Hex 8 mm (BMW, Ford), GM, 9 mm (GM), 10 mm (Ford), 12 mm (Fiat, Lancia, Peugeot), 14 mm (Lancia, Mercedes) and 17 mm (Audi, Austin, BMW, VW) |
| | | | | Square 7 mm (BMW, Ford, Toyota, Renault), 8 mm (Citroen, Peugeot, Renault, Talbot, Volvo), 11 mm (Ford), 13 mm (Nissan, Subaru), 3/8" (Honda, Mazda, Renault, Saab, Volvo) and 5/16" (Domestic Models Oil Galley Plugs) 10 mm Female (gear boxes and differentials. BMW, Ford, Toyota and Renault) |
| | | | | Other Triangle: 10 mm (Renault). Triple Square Tamper Resistant: 16 mm (Audi, Boxster, Cayman, VW, Porsche Detroit Diesel Flywheel, Crank Pulley and Head Bolts) |

VW AUDI OIL DRAIN PLUG TOOL

- Remove and install the new plastic engine oil drain plugs without damage.
- Molded grip with the special tip to mate perfectly with the drain plug.




| Item # | IP | MP | PKG | Application |
|----------------|----|-----|-----|---|
| W54289* | 10 | 120 | CRD | VW: CPKA, CPRA, CPPA, CBFA, CCTA, CBEA, CNTA, CXCA, CXBB, CXBA, CPKA, CNSB, and CNSA. Audi: A3, A4, also TT, TTS, 2014 to current |

OIL DRAIN PLUGS & GASKETS

- Contains the most popular drain plugs & gaskets for most domestic and imported cars and light trucks.

| Item # | IP | MP | PKG |
|--------------|----------------------|----|--------|
| W5234 | 60-PC Gasket Kit | 5 | 25 CAS |
| W5235 | 27-PC Oversized Kit | 5 | 25 CAS |
| W5236 | 40-PC Drain Plug Kit | 2 | 10 CAS |

W5235



See pg. 91 Hardware Kits for more details.

OIL DRAINAGE

DRAIN PANS

MAINTENANCE



Durable galvanized steel.
W54280



Molded handles and pour spout.
W4070



W4071

Large molded handle help make carrying stable to avoid spills.



W4072

Heavy-wall construction stays rigid, even with hot engine oil.

| Item # | IP | MP | PKG | W | D | H |
|----------------|------------|----|--------------------|---------|---------|--------|
| W54280* | 3.5 Gallon | 1 | 12 BLK Galvanized | 16" | - | 4" |
| W4070* | 7 Quart | 1 | 12 LAB Plastic | 13-1/2" | 11" | 4" |
| W4071* | 4.5 Gallon | 1 | 5 LAB Polyethylene | 10" | 10-1/2" | 5-3/4" |
| W4072* | 7.5 Gallon | 1 | 5 LAB Polyethylene | 33" | 22" | 8" |

OIL LIFT DRAIN

- Telescopic tube adjusts to desired height.
- Range 40-1/2" to 60" with 13-1/2" diameter funnel.
- Comes complete with heavy duty 5 gallon container.
- Telescopic tube and sturdy funnel.

| Item # | IP | MP | PKG | Tank Diameter | Height |
|----------------|----|----|-----|---------------|---------|
| W54282* | 1 | 1 | LAB | 13-1/4" | 11-1/2" |

TRANSMISSION PAN

- Heavy duty, high density polyethylene.
- Small diameter drain holes in bottom of pan prevent loss of pan bolts.

| Item # | IP | MP | PKG | Diameter |
|----------------|----|----|-----|----------|
| W54281* | 1 | 5 | BLK | 24" |

ROLLING BASE

- Heavy duty steel construction.
- Baked enamel finish.
- Ball bearing type casters.
- Fits most 6 gallon containers.

| Item # | IP | MP | PKG |
|----------------|----|----|-----|
| W54283* | 1 | 4 | LAB |



ALL PURPOSE

- Great for dispensing petroleum based fluids and much more.
- Easy to use.

| Item # | IP | MP | PKG | Capacity | Diameter |
|---------|----|----|-----|----------|----------|
| W4007* | 1 | 72 | LAB | 1/2 pt. | 3-3/4" |
| W4015* | 1 | 72 | LAB | 1 pt. | 5-1/2" |
| W4064* | 1 | 12 | LAB | 1 qt. | 7-1/2" |
| W54275* | 1 | 24 | LAB | 48 oz. | 8" |



EXTENDED REACH

- Great for dispensing petroleum based fluids and much more.
- Extra long neck prevents spills.



| Item # | IP | MP | PKG | Spout | Diameter |
|--------|----|----|-----|-------|----------|
| W219* | 1 | 24 | BLK | 12" | 5" |
| W4034* | 1 | 12 | LAB | 18" | 6" |

2-PC FUNNEL SETS

- Great for dispensing petroleum based fluids and much more.
- Extra long neck prevents spills.



| Item # | IP | MP | PKG | Flex Spout | Diameter |
|--------|----|----|-----|------------|----------|
| W220* | 1 | 50 | BLK | 18" | 5-5/8" |
| W227* | 1 | 24 | LAB | 18" | 5-5/8" |

HIGH CAPACITY FUNNELS

| Item # | IP | MP | PKG | Capacity | Diameter |
|---------|----|----|-----|----------|----------|
| W54276* | 1 | 10 | LAB | 2 qt. | 6-3/4" |
| W54272* | 1 | 12 | LAB | 8 qt. | 9-1/2" |



EASY FUNNELS

- Clips onto most common bottle necks.
- Durable polypropylene construction.

| Item # | IP | MP | PKG |
|--------|----|-----|------------|
| W464* | 6 | 48 | CRD/Pg 318 |
| W9167* | 12 | 144 | Pg 312 |



8-PC ENGINE OIL FILLER SET

- Professional 1.8L funnel, designed to reach engine oil filler caps on difficult to access engines.
- Works well on vehicles with internal baffles or shields inside the valve cover that restricts oil flow.
- A modular design provides a wide application range, with expandability.

| Item # | IP | MP | PKG |
|---------|----|----|-----|
| W54090* | 1 | 4 | CBX |



MAINTENANCE

FLUID TRANSFER PUMPS

QUART & GALLON FLUID PUMPS

- Patented double threaded cap fits both the quart and gallon size lubricants.
- Convenient and versatile for hard to reach places.



Dispenses 1 oz. of fluid.
W1141



2 adapters fit most marine lower unit drain holes.



Fits both Quart and Gallon bottles.

MAINTENANCE

| Item # | IP | MP | PKG | Contents |
|----------------------------|------|----|---------|---|
| W1139*¹ | 4-PC | 6 | 48 DBL | Pump, 24" dispenser tube, 4-1/2" & 5-1/2" intake tubes. |
| W54150*¹ | 6-PC | 12 | 48 DBL | Same as W1139, plus 3/8" (W54151) & 8 mm (W54152) marine adapters. |
| W54151* | 3/8" | 12 | 144 CLM | Fits: OMC, Mercruiser, Evinrude, Johnson, Volvo, Force, Honda (70hp and up), and Mercury US origin. |
| W54152* | 8MM | 12 | 144 CLM | Fits: Yamaha, Nissan, Tohatsu, small Honda's, and Mercury Japanese origin. |
| W1141*² | 5-PC | 1 | 6 DBL | Pump, 24" dispenser tube, "Quick Fit" nozzle, 3 & 5" intake tubes |

¹US Patent 7,857,172 ²Fits standard gallon bottles only

MULTI-USE TRANSFER PUMPS

- Quickly transfers low-viscosity fluids, such as water and oils. Also works as an air pump.
- Ideal for changing oil, inflating beach balls, siphoning fluids and more.

Clear view barrel & hoses allows visual inspection.



W1156

Unique couplers offer far more holding power - no more messes from hoses coming loose. Quick change fittings for easy attach and release.



W1145

Not for use with caustic or flammable liquids.

| Item # | IP | MP | PKG | Contents |
|--------------------------|----|----|-----|--|
| W1145* | 6 | 24 | CLM | Transfer pump, Two 48" x 1/2" hoses, 15" air pressure hose |
| W1156* Grip Clip™ | 6 | 24 | CLM | Plus 48" x 1/64" hose & inflatable kit. Plus snap-shut valve & inflation needle. |

EXTRACTION & FILL PUMP 200CC

- Remove brake fluid, coolant, gear oil, or power steering fluid prior to brake work or other repairs.
- Semi-translucent cylinder for viewing exact fluid volume and overall fluid condition.
- Unique hose coupler offers a positive hose connection, but still easy to remove.
- The body of the cylinder is calibrated with both English & Metric measurements.

| Item # | IP | MP | PKG | Contents |
|----------------|----|----|-----|--|
| W54173* | 12 | 24 | CBX | Two 7-1/2" hoses; one 5/16" and one 1/4" with a coupler to join them together. |



OIL EXTRACTION PUMP

- Conveniently remove oil or other liquids with no mess from spills or inconveniently accessed drain plugs.
- Evacuates fluids including engine oil, transmission fluid, gear oil, coolant, and power steering fluid.
- 8 Liters (2.11 Gal) Polyethylene constructed reservoir, large enough for most jobs.



Perfect for small equipment including; lawn mower, tillers, generators, ATV's, motorcycles, or other 4-cycle engines. Larger equipment including; cars, trucks, boats, farm, construction and much more.



| Item # | IP | MP | PKG | |
|----------------|----|----|-----|---|
| W54171* | 1 | 4 | CBX | Two 48" pvc hoses needed to fit dip stick holes, or fill ports. |

SIPHON PUMPS

- All purpose.
- Oil and gas resistant.



W54156
Back flow valve prevents unwanted reverse flow of any liquid.



MAINTENANCE

| Item # | | IP | MP | PKG | Hose Length |
|----------------|-----------------|----|-----|-----|-------------|
| W1142* | Economy | 24 | 120 | BAG | 6' |
| W1144* | Deluxe | 12 | 96 | CRD | 2' & 4' |
| W54156* | Back Flow Valve | 6 | 24 | CRD | 32" (2) |
| W54159* | Back Flow Valve | 6 | 24 | CRD | 32" (2) |

CORDLESS FLUID TRANSFER PUMP

- This highly versatile 2-D battery operated (not included) pump is capable of 2.6 gallons per minute.
- Works well with kerosene for heaters or stoves also.
- Chemical fluids, cleaners, water (not for use with drinking water), light oil, etc.



1/2" x 39" discharge tube.



LIQUID TRANSFER SHAKER SIPHONS

- Shaker Siphon helps you transfer fluids with ease.
- Simply shake the hose up and down to start the transfer.
- Moves up to 7 gallons a minute (GPM), through a 6' anti-static tube.

Safely transfer fuels, gasoline, diesel, water and many other liquids.



| Item # | IP | MP | PKG | Diameter | Length | GPM |
|----------------|----|----|-----|----------|--------|-----|
| W54154* | 6 | 24 | CRD | 1/2" | 6' | 3.5 |
| W54155* | 12 | 24 | TAB | 3/4" | 6' | 7 |

OIL EXTRACTION PUMP

- Our pump is portable, compact, lightweight and easy to use.
- Efficiently removes up to 1 gallon per minute (GPM).
- Easily removes oil from cars, motorcycles, RV's, boats and so much more.

Includes: Pump, hose clamps and 47 x 5/32" inlet hose and 59 x 15/32" outlet hose.



| Item # | IP | MP | PKG | GPM | Item # | IP | MP | PKG | DC | Motor Draw | RPM | Diesel | Oil |
|----------------|----|----|-----|-----|----------------|----|----|-----|-----|------------|-------|--------|-----|
| W54172* | 6 | 24 | CBX | 2.6 | W54170* | 1 | 10 | CBX | 12V | 5A | 1,400 | 1.1 | 0.8 |

BARREL PUMPS

BARREL PUMPS

- Lever style barrel pump with non-drip spout.
- Self adjusting telescopic suction tube.
- Designed to pump all lubrication based fluids, antifreeze, agricultural and industrial non-corrosive fluids.

W54267
Equipped with brass rings and a floating piston design.



**W54268/
W54269**
Polypropylene (PP)
pumps with steel rods.



W54266
Features die cast head with garden hose threads. 18 gauge steel cylinder.

MAINTENANCE

| Item # | IP | MP | PKG | Type | Body | Flow Rate /Stoke | Max Reach | Fits Container | Applications |
|----------------|----|----|-----|-------|-----------|------------------|-----------|----------------------|--|
| W54267* | 1 | 10 | CBX | Lever | Steel | 12 oz. | 36" | | Lubrication based fluids, antifreeze, agricultural, industrial non-corrosive fluids |
| W54268* | 1 | 12 | CBX | Lever | Blue PP | 9 oz. | 36" | 5 to 55 gallon drums | Water, alcohol, gasoline, diesel, kerosene petroleum-based products |
| W54269* | 1 | 12 | CBX | Lever | Yellow PP | 9 oz. | 36" | | Water, alcohol, gasoline, diesel, kerosene petroleum-based products, mild acid and mild alkali solutions |
| W54266* | 1 | 12 | CBX | Pump | Steel | | 36" | | Kerosene, solvents, aggressive chemicals |



W54270

For industrial, commercial, automotive and agricultural applications. Single direction 2 vane pump with rugged cast iron housing.



Polypropylene body with PTFE vanes aids in resistance to harsh chemicals. One way check valve to aid in the prevention of product contamination.




W54285

| Item # | IP | MP | PKG | Type | Body | Flow Rate /100 Turns | Max Reach | Fits Container | Applications |
|----------------|----|----|-----|--------|-----------|----------------------|-----------|----------------------|--|
| W54270* | 1 | 6 | CBX | Rotary | Cast Iron | 8 gal. | 42" | 5 to 55 gallon drums | non-corrosive petroleum based fluids of light to medium viscosity. |
| W54285* | 1 | 6 | CBX | Rotary | White PP | 7 gal. | 40" | | DEF (Diesel Exhaust Fluid), also resistant to gasoline, diesel, machine oil, alcohol, acidic fluids and much more. |

BUCKET PUMPS

- Ideal for transferring mild chemicals, water based solutions, motor oils, and transmission fluid.



W54286
Flexible 22" clear discharge hose.

W54232
48" PVC hose pipe with nozzle.



| Item # | IP | MP | PKG | Type | Body | Flow Rate /Stoke | Max Reach | Fits Container |
|----------------|----|----|-----|-------|-------|------------------|-----------|-----------------------|
| W54232* | 1 | 6 | CBX | Lever | Steel | 2 oz. | 18" | 25 to 50 lbs. buckets |
| W54286* | 1 | 20 | BAG | Pump | PVC | 8 oz. | 18" | 5 gallon |

OILERS

- Drawn steel body.
- Black powder coating.



| Item # | IP | MP | PKG | Type | Capacity | Spout |
|---------|----|----|-----|-----------|----------|-------------|
| W241* | 6 | 60 | LAB | Hand | 4 oz. | 5" Flex |
| W242* | 6 | 36 | LAB | Hand | 12 oz. | 5" Flex |
| W243* | 12 | 96 | CRD | Precision | - | - |
| W54263* | 1 | 24 | LAB | Hand | 16 oz. | 5" Flex |
| W54264* | 6 | 24 | LAB | Pistol | 6 oz. | 5" Rigid |
| W54265* | 6 | 24 | LAB | Pistol | 6 oz. | 6-1/2" Flex |



Smooth, push-button actuator provides greater control and placement of lubricant. Lightweight and durable machined aluminum construction.

MAINTENANCE

MEASURING DISPENSERS

- Tapered 1/2" OD tip swings into the necessary angle for hard to reach jobs.
- Recessed bottoms drain fully and guard against puncture.
- Rolled edge top helps prevent oil spillage.
- Designed for one hand operation.

Thumb operated valve controls flow, flip action locks valve open.



| Item # | IP | MP | PKG | Capacity | Spout |
|---------|----|----|-----|----------|--------|
| W54278* | 1 | 6 | LAB | 4 qt. | 7-1/2" |
| W54279* | 1 | 4 | LAB | 5 qt. | 14" |

SUCTION GUN

- Professional quality heavy duty construction for long service life.
- Black powder coating, knurled barrel provides corrosion protection and positive grip.
- Zinc head, 12 in. flexible hose and 1 pint capacity.
- No priming necessary.



| Item # | IP | MP | PKG | Hose | Capacity |
|---------|----|----|-----|------|----------|
| W54220* | 1 | 20 | CBX | 12" | 1 pint |

DRILL PUMP

- Fits standard garden hose.
- Use with any power drill.
- Self priming pump.



| Item # | IP | MP | PKG | Shank |
|--------|----|----|-----|-------|
| W1143* | 12 | 36 | CRD | 1/4" |

DISC BRAKES

DISC BRAKE CALIPER SERVICE KIT

- Great for installing new disc brake pads on many popular import and domestic 4 wheel disc brake vehicles.
- Winds back pistons in rear calipers with integral parking brake assemblies.




Includes ¹ Center screw assembly and ² Forcing plate

| Item # | IP | MP | PKG | Single Pin | | | | Dual Pin | | Triple Pin | Step Bore | |
|---------|----|----|-----|------------|----------|--------|--------|----------|---------------------|---------------------|-----------|--------|
| | | | | 3 | 4 | 5 | 6 | 7 | 8 | 11 | 10 | 9 |
| W89200* | 1 | 5 | CBX | 1-3/4" | 1-15/16" | 2-3/8" | 1-1/4" | 1-5/8" | 1-5/8" (Shallow) | 1-3/8" (3/8" dr) | 1-15/16" | 2-1/8" |

DISC BRAKE CALIPER SPREADER

- For installing pads on domestic and import cars and trucks that have the wind back pistons calipers.
- Wind back pistons on both left hand and right hand threaded piston calipers.

| Item # | IP | MP | PKG |
|---------|----|----|-----|
| W89201* | 6 | 24 | CRD |



SPECIALTY

GEARLESS BRAKE PAD SPREADER

- Used to compress single, twin and quad disc brake pistons on fixed and floating calipers.
- Gearless plate design evenly spreads the force during retraction to prevent misalignment.
- Easily switch from spreading the plates to retracting the plates for removal.
- Fits most passenger car and truck vehicles on the road today.

| Item # | IP | MP | PKG |
|---------|----|----|-----|
| W80110* | 5 | 20 | DBL |

DISC BRAKE PAD SPREADERS

- Used to compress pistons back into calipers when installing new brake pads.
- Durable, heavy duty construction.

Slide your 3/4" ratcheting box end wrench on as a handle or any 3/4" or adjustable wrench. 360 degree access to the threaded hex spreader for better use in narrow space.



| Item # | IP | MP | PKG | |
|---------|-----------|----|-----|-----|
| W80109* | Universal | 6 | 24 | DBL |
| W209* | | 6 | 24 | CRD |
| W80112* | X-Type | 6 | 72 | CLM |

W80109


W209

W80112

DISC BRAKE PISTON TOOLS

- Realigns piston slots to back of brake pad.
- Use with a 3/8" drive ratchet and extension.
- Not for use with air or impact tools.

W83165
Size: 1-7/8
and 2-1/8".



W80621

| Item # | IP | MP | PKG | Application |
|----------------|--------|----|-----|--|
| W80621* | 5-IN-1 | 6 | 72 | CRD Chrysler, Ford and GM vehicles with 4 wheel disc brakes. |
| W83165* | 2-IN-1 | 12 | 96 | CRD Ford and GM vehicles equipped with rear wheel disc brakes. |

2 / 3 PIN CALIPER TOOLS

- Use to spin the piston back into the cylinder of the brake caliper.
- Works well on vehicles with self-adjusting parking brakes.
- Adjustable design fits a majority of domestic and import cars with 2 or 3 slotted wind-back caliper pistons.
- Attaches to a 3/8 in. drive ratchet, and fits a range of 20 - 35mm



W83166



SPECIALTY

| Item # | IP | MP | PKG | Pins |
|----------------|--------------|----|-----|-----------|
| W80627* | Single | 6 | 24 | CRD 2 |
| W83166* | Double Sided | 25 | 100 | CRD 2 & 3 |
| W83167* | 2-PC Set | 12 | 72 | CRD 2 & 3 |

BRAKE CALIPER HEX BIT SETS

- Heat treated alloy steel.
- Professional sand finish.

Additional hex bits on pg 180

| Item # | IP | MP | PKG | Drive | Length | Sizes |
|----------------|----|----|-----|-------|--------|-----------------------|
| W86021* | 6 | 36 | CRD | 3/8" | 4" | 1/4, 3/8, 5/16, 7/32" |
| W86022* | 6 | 36 | CRD | 3/8" | 4" | 6, 7, 8, 10mm |
| W86020* | 6 | 36 | CRD | 3/8" | 4" | T40, T45, T47, T50 |
| W1336* | 6 | 72 | CRD | 3/8" | 2" | 1/4, 3/8, 5/16" |
| W1337* | 6 | 72 | CRD | 3/8" | 2" | T40, T45, T50 |
| W1339* | 6 | 72 | CRD | 3/8" | 2" | 1/4, 3/8, 5/16, 7/32" |



PORSCHE BRAKE CALIPER SOCKET

- Wind back pistons on both left hand and right hand threaded piston calipers.


| Item # | IP | MP | PKG |
|----------------|----|-----|-----|
| W80603* | 6 | 144 | CRD |



DRUM BRAKES

BRAKE SPOONS

- Adjusts star-adjuster and screw-adjuster type brakes quickly and easily.
- Drop forged steel.
- Chrome plated to resist corrosion.



| Item # | | IP | MP | PKG | |
|---------|----|----|-----|-----|---------------|
| W178C* | 7" | 12 | 144 | CRD | |
| W179C* | 9" | 6 | 72 | CRD | |
| W80630* | 7" | 6 | 72 | CRD | Offset design |

BRAKE SPRING HOOK

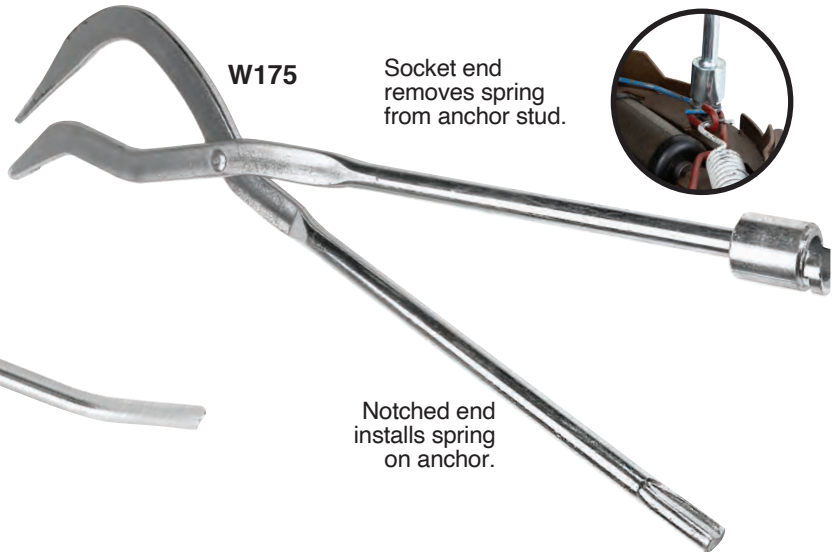
- Removes and installs headlight adjusting and brake springs.
- Heat treated alloy construction.



| Item # | IP | MP | PKG |
|---------|----|-----|-----|
| W86557* | 12 | 144 | CRD |

BRAKE SPRING PLIERS

- Used to remove and install shoe return springs on most drum brakes.



| Item # | IP | MP | PKG |
|--------|----|----|-----|
| W175* | 6 | 48 | CRD |
| W159C* | 12 | 96 | CRD |

BRAKE SPRING WASHER TOOLS

- For removal and replacement of backing plate springs, cups and pins.
- Cutaway portion on tool allows better visual alignment of pin and washer.



Trilobular handle for improved grip.
US Patent D693201S1



| Item # | IP | MP | PKG | Sizes | |
|---------|--------|----|-----|---------------|-----------------------------|
| W158C* | 6 | 96 | CRD | 11/16 to 7/8" | |
| W82004* | Pro | 12 | 108 | CRD | 5/8 to 11/16" |
| W80622* | 2-in-1 | 6 | 72 | CRD | 9/16 to 5/8 & 11/16 to 3/4" |

SPECIALTY

BRAKE CYLINDER HONES

- Flexible self-aligning shaft permits use without removing cylinder.
- For use with any electric drill.
- Adjustable honing tension.
- Quality construction.



W80631



W80633

W80632

| Item # | | IP | MP | PKG | |
|---------|---------|----|-----|-----|-----------------|
| W193C* | 3 Stone | 6 | 144 | CRD | 3/4 to 2-3/4" |
| W196C* | 2 Stone | 6 | 72 | CRD | 11/16 to 2-1/2" |
| W80631* | 2 Stone | 6 | 144 | CRD | 27/32 to 2" |
| W80633* | 3 Stone | 6 | 144 | CRD | 11/16 to 2-1/2" |
| W199C* | 3-PC | 24 | 528 | CRD | For W193C |
| W80632* | 3-PC | 12 | 288 | CRD | For W80631 |
| W80634* | 2-PC | 12 | 288 | CRD | For W80633 |

220 medium grit replacement stone sets for Performance Tool hones and comparable models.

BRAKE ROTOR HONE

- Use to score a cross hatch pattern on the surface of brake rotors.
- Works on automotive and motorcycle brake rotors, and flywheels.
- Gain lower harmonic vibration, and a quieter braking system.
- 120 grit flexible ball stones.



W80629

| Item # | Diameter | IP | MP | PKG | Grit |
|---------|----------|----|----|-----|------|
| W80629* | 2-1/2" | 6 | 48 | CRD | 120 |

BRAKE BLEEDER WRENCHES


- Offset design for confined areas.
- Fully polished chrome plated finish.
- Chrome vanadium steel construction.

| Item # | IP | MP | PKG | Sizes |
|---------|----|----|-----|------------|
| W80616* | 6 | 48 | CRD | 1/4, 3/8" |
| W80617* | 6 | 48 | CRD | 5/16, 3/8" |
| W80619* | 6 | 48 | CRD | 7, 9 mm |
| W80620* | 6 | 48 | CRD | 8, 10 mm |



BRAKE CALIPER HANGER

- Hold brake calipers out of the way, reducing the possibility of damage to calipers, brake hoses and other parts.
- Made from 1/4" heavy-duty steel.



Perfect for a variety of automotive work, including tasks related to brakes, wheel bearings, axle shafts and suspension servicing.

| Item # | IP | MP | PKG |
|---------|----|-----|-----|
| W80624* | 20 | 100 | CRD |

SPECIALTY

BRAKE BLEEDING

BRAKE BLEEDER KITS

- Allows one person to quickly and easily bleed air from brake lines.
- Fits most cars and light trucks.



W170C



W87030



W87031



W80625



W80626

SPECIALTY

| Item # | IP | MP | PKG | | |
|---------|------------|----|-----|-----|---|
| W80625* | W/Magnet | 6 | 48 | CRD | Includes adapters for multiple applications. |
| W80626* | | 6 | 48 | CRD | Includes 3 adapters. |
| W170C* | Hose Only | 6 | 144 | CRD | |
| W89727* | Tech Kit | 1 | 10 | CBX | See Diagnostic section for more details. |
| W87030* | Deluxe | 6 | 144 | DBL | See Diagnostic section for more details. |
| W87031* | One person | 1 | 12 | CBX | Test ignition timing, chokes, and mechanical fuel pumps |

5-PC BRAKE SERVICE KIT

- Contains all the tools necessary for common disc and drum pad and shoe replacement.
- Includes disc brake pad spreader, disc brake piston tool, brake spoon, brake spring pliers and brake bleeder kit.




| Item # | IP | MP | PKG |
|--------|----|----|-----|
| W180* | 1 | 12 | CBX |

TUBING BENDERS & CUTTERS

TUBING BENDER

- Heavy duty construction.
- Four grooves designed to fit popular tubing sizes.



| Item # | IP | MP | PKG | Range |
|----------------|----|----|-----|----------------------------|
| W86013* | 6 | 48 | CRD | 3/16, 1/4, 5/16, 3/8" O.D. |

TUBING BENDERS

- For copper and brass tubing, brake lines and Bundy welding tubes.
- Durable die cast construction.

W704C



W703



| Item # | | IP | MP | PKG | Bends up to |
|---------------|-------|----|----|-----|-------------------|
| W703* | Large | 6 | 48 | CRD | 1/2" (13 mm) O.D. |
| W704C* | Small | 6 | 48 | CRD | 5/16" (8 mm) O.D. |

PROFESSIONAL TUBING BENDER


- Pliers action tube bender makes tight bends without collapsing tubing.
- Roller adapters included for each size and are locked into place with locating pin.
- Quality alloy steel construction.



| Item # | IP | MP | PKG | Range |
|----------------|----|----|-----|----------------------------|
| W80674* | 6 | 24 | CRD | 3/16, 1/4, 5/16, 3/8" O.D. |

PRECISION TUBING BENDER

- Accurately bends tubing to angles up to 90 degrees.
- Markings for precise bend angle and measurements from left or right end of tubing.



| Item # | IP | MP | PKG | Range |
|----------------|----|----|-----|----------------------|
| W80675* | 6 | 24 | CRD | 1/4, 5/16, 3/8" O.D. |

TUBING CUTTERS

- Carbide steel wheel cuts to within 1/4" from end of tube.
- For use on hard and soft copper, aluminum, brass, thin wall steel and stainless steel lines.
- Wide rollers prevent spiral cut.

W700C

Handy in confined areas.




W82003

Highly polished, chrome plated for corrosion resistance.



Tapered bur remover

W702C



| Item # | | IP | MP | PKG | Cuts O.D. |
|----------------|-------------------|----|----|-----|----------------------------|
| W82003* | Professional | 6 | 48 | CRD | 1/8 to 1-1/8" (3 to 28 mm) |
| W702C* | Standard | 6 | 72 | CRD | 1/8 to 1-1/8" (3 to 28 mm) |
| W700C* | Mini | 6 | 96 | CRD | 1/8 to 5/8" (3 to 16 mm) |
| W705* | 2-in-1 Ratcheting | 6 | 24 | CRD | 1/8 to 1-1/8" (3 to 28 mm) |




W705

Switch quickly from a ratcheting handle to a compact cutter

DOUBLE FLARE TOOL SET

- Easy to use level lock flaring bar.
- Floating cone for accurate alignment.
- Fits tubing sizes: 3/16, 1/4, 5/16, 3/8 and 1/2" O.D.



| Item # | IP | MP | PKG | Contents |
|----------------|----|-----|-----|--|
| W80670* | 6 | 24 | CRD | Includes flaring bar, yoke, and 5 double flare dies. |
| W80679* | 1 | 120 | CRD | 3/16, 1/4, 5/16, 3/8, 1/2" |

37 DEGREE FLARING TOOL SET

- Creates the proper angle for AN and JIC fittings.
- Floating cone for accurate alignment.
- Fits tubing sizes: 3/16, 1/4, 5/16, 3/8 and 1/2" O.D.

For high performance applications only.



| Item # | IP | MP | PKG | Contents |
|----------------|----|----|-----|--|
| W80671* | 6 | 24 | CRD | Set includes flaring bar and yoke with center screw. |

ISO BUBBLE FLARING TOOL SET

- Multiple die sizes for variety of jobs.
- Crack free flares in automotive brake system tubing.
- Fits tubing sizes: 4.75, 6, 8 and 10 mm.



| Item # | IP | MP | PKG | Contents |
|----------------|----|----|-----|--|
| W80672* | 6 | 24 | CRD | Set includes flaring bar, yoke, dies and wrench. |

SINGLE FLARING TOOL

- Single flares copper, brass, aluminum and mild steel tubing.
- Easy to use lever lock flaring bar.
- Floating cone for accurate alignment.
- Fits tubing sizes: 3/16, 1/4, 5/16, 3/8, 1/2 and 5/8" O.D.



| Item # | IP | MP | PKG | Contents |
|---------------|----|----|-----|--|
| W701C* | 6 | 24 | CRD | Set includes flaring bar and yoke with center screw. |

SPECIALTY

AXLE NUT SOCKETS

12 POINT FWD SOCKETS

- Designed for removal or installation of axle nuts on front wheel drive vehicles.
- Heavy duty chrome moly alloy steel.
- Use with 1/2" drive tool.

| Item # | 12 pt. | IP | MP | PKG |
|---------|----------------------|----|----|-----|
| W83178* | 30mm | 10 | 60 | TAB |
| W83177* | 32mm | 10 | 60 | TAB |
| W83179* | 34mm | 10 | 60 | TAB |
| W83180* | 36mm | 12 | 48 | TAB |
| W158* | 39mm | 6 | 24 | TAB |
| W89316* | 5-PC | 1 | 8 | CBX |
| | 30, 32, 34, 36, 39mm | | | |



6 POINT FWD SOCKETS

| Item # | 6 pt. | IP | MP | PKG |
|---------|--------------------------------------|----|----|-----|
| W80548* | 29mm | 6 | 24 | TAB |
| W153* | 30mm | 6 | 24 | TAB |
| W80546* | 31mm | 6 | 24 | TAB |
| W155* | 32mm | 6 | 24 | TAB |
| W80553* | 33mm | 6 | 24 | TAB |
| W156* | 34mm | 6 | 24 | TAB |
| W80549* | 35mm | 6 | 24 | TAB |
| W154* | 36mm | 6 | 24 | TAB |
| W80550* | 38mm | 6 | 24 | TAB |
| W89318* | 9-PC | 1 | 4 | CBX |
| | 29, 30, 31, 32, 33, 34, 35, 36, 38mm | | | |



6 POINT CHROME

- Heat treated alloy steel.
 - Polished chrome plated finish.
 - Use with 1/2" drive tool.
- Not for impact use.*

| Item # | 6 pt. | IP | MP | PKG |
|--------|-------|----|----|-----|
| W1296* | 30mm | 6 | 24 | TAB |
| W1297* | 32mm | 6 | 36 | TAB |
| W1298* | 34mm | 6 | 24 | TAB |
| W1299* | 36mm | 6 | 36 | TAB |



BUDD WHEEL SOCKETS

- Heavy duty chrome moly construction.
- Use with 1" drive tool.

| Item # | 12 pt. | IP | MP | PKG |
|---------|--------------------------|----|----|-----|
| W83030* | 1-1/2" | 1 | 20 | TAB |
| W83033* | 33mm | 1 | 20 | TAB |
| W83035* | 35mm | 1 | 20 | TAB |
| W83038* | 38mm | 1 | 20 | TAB |
| W83041* | 41mm | 1 | 10 | TAB |
| W89315* | 5-PC | 1 | 4 | CBX |
| | 33, 35, 38, 41mm, 1-1/2" | | | |



SPECIALTY

LOCK NUT SOCKETS

- Heavy duty chrome moly construction.
 - Use with 1/2" drive tool.
- Not for impact use.*



Round Type



Hex Type



| Item # | | IP | MP | PKG | Years | Application |
|---------|--------------|----|----|-----|--------------------|---|
| W83243* | 2-1/2" Hex | 6 | 24 | TAB | | |
| W83244* | 2-1/2" Round | 6 | 24 | TAB | 1995-96 | Ford F-series 1/2 ton trucks and full-size Bronco with automatic hubs. |
| W83240* | 2-3/8" Hex | 6 | 24 | TAB | 1984-92 1993-97 | Ford Ranger and Bronco II with automatic hubs; Ford Ranger, Bronco II and Explorer with automatic hubs. |
| W83241* | 2-3/8" Round | 6 | 24 | TAB | 1990-newer | Ford Ranger, Bronco II and Explorer with automatic hubs. |
| W83246* | 2-3/4" Round | 6 | 24 | TAB | 1995-98 | Ford F-series 3/4 and 1 ton trucks with automatic hubs. |
| W83245* | 2-9/16" Hex | 6 | 24 | TAB | 1990-93 | Dodge truck with Dana 60 manual hubs. |
| W83255* | 55mm Hex | 6 | 24 | TAB | | Toyota FJ, LN and RN models. |
| W89314* | 7-PC | 1 | 4 | CBX | | Tech Kit Hex: 2-3/8, 2-1/2", 55 mm. Round: 2-1/2, 2-3/4, 2-9/16, 2-3/8" |

4 X 4 SPINDLE NUT SOCKETS

- For many 2 wheel and 4 wheel drive light truck applications.
- Chrome vanadium steel construction.
- Use with 1/2" drive tool.

W1270



W1269



W1273



W83006



W83005



W1271

W1272



W83008



W80490

| Item # | IP | MP | PKG | Years | Application | |
|----------------|------------------|----|-----|-------|---|--|
| W1269* | 4 Slot 2-1/4" | 6 | 24 | TAB | 1993-newer 1995-96 1995-newer 1959-85 1960-90 1969-89 1969-72 | Ford Ranger, Bronco II and Explorer with manual hubs Ford F-series 1/2 ton truck and full-size Bronco with manual hubs; Ford F-series 3/4 ton and 1 ton trucks with manual hubs; Ford F-series 1/2 and 3/4 ton trucks and full-size Bronco; GM 1/2- ton truck and full-size Blazer/Jimmy; Dodge 1/2 ton truck with manual hubs; International 1/2 ton truck. |
| W1270* | 6 Slot 2-5/8" | 6 | 24 | TAB | 1978-84 1973-81 | Ford F-series H.D. 3/4 and 1 ton 4WD trucks; GM 3/4 and 1 ton 4WD trucks. |
| W1271* | 4 Slot 2-3/8" | 6 | 24 | TAB | 1984-92 1986-95 1990-93 | Ford Ranger and Bronco II with manual hubs; Ford F-series 1/2 ton truck; full size Bronco with Dana 44 front axle; Dodge trucks with Dana 44 automatic hubs. |
| W1272* | 4 Slot 2-5/8" | 6 | 24 | TAB | 1995-2002 1996-2002 | Tacoma T100 and 4Runner. Similar to Toyota No. 09318-12010-01. |
| W1273* | 4 Slot 2-1/2" | 5 | 25 | TAB | 1985½ - 95 1982-90 1994-newer | Ford F-series H.D. 3/4 and 1 ton Dana 50 IFS of Dana 60 front axle; GM H.D. 3/4 and 1 ton trucks, Dodge Dana 60 with Cummins. |
| W83005* | 8 Slot | 6 | 12 | TAB | 2007-14 2008-14 | Toyota 4Runner and Tundra Sequoia |
| W83006* | 9 Slot 2-3/4" | 4 | 16 | TAB | 2011-newer | Heavy duty GM C/K2500 and C/K3500 trucks with 10.5 and 11.5 full floating rear axles. |
| W83008* | 4 Slot 2-3/4" | 2 | 12 | TAB | 1985-newer | Ford F-series 3/4 and 1 ton trucks with Dana 80 rear axle. |
| W83010* | 4 Slot 2-5/8" | 6 | 24 | TAB | 1982-1990 1985-newer | GM 3/4 and 1 ton heavy duty trucks. Ford F-series and full size Bronco with Dana 28 front axle, F-250 series pickup, F-350 series 4x4 pickup, Dana 50 IFS and Model 60 mono beam outer adjusting nut. |
| W80490* | 1-11/16" | 6 | 24 | TAB | 1994-newer | Dodge 1/2 ton 4x4 pickups with Dana 44 front axle and Dana 60 axle with vacuum disconnect from front axle. |
| W89319* | 6-PC | 1 | 3 | CBX | | Tech Kit: W1269, W1270, W1271, W1272, W83008 and W83009. |

SPECIALTY

WHEEL BEARINGS & HUBS

SLIDE HAMMER PULLER SET

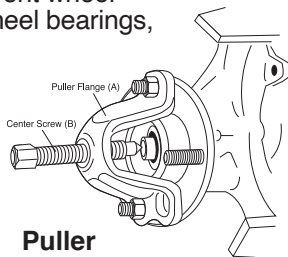
- Contains slide hammer with multiple attachments including 2/3 jaw, internal and external pullers, rear axle puller, locking pliers adapter, puller hook and dent puller.



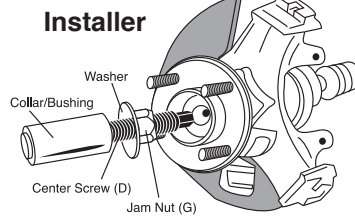
| Item # | IP | MP | PKG |
|---------|----|----|-----|
| W89725* | 1 | 2 | CBX |

HUB REMOVER & INSTALLERS

- To remove and install most front wheel drive hubs for servicing of wheel bearings, CV joints or transaxle.



Puller



Installer



| Item # | IP | MP | PKG | Contents |
|---------|----|----|-----|--|
| W89324* | 1 | 5 | CBX | Puller Flange, Center Screw for Puller, Locknut for Puller, Center Screws for Installer (large & small), Installer Collar/Bushings (large & small), Washer, Jam Nut. |

UNIVERSAL HUB & DRUM PULLER


- Puller frees frozen hubs, axle shafts, and other tough pulling applications.
- Adjustable sliding legs can be positioned anywhere on the center hub ring.
- Maximum bolt pattern 7-1/2" (190.2mm), also removes press-fit rear brake drums.
- Designed to be used on most model cars.



| Item # | IP | MP | PKG | Contents |
|---------|----|----|-----|--|
| W89325* | 1 | 2 | CBX | striking wrench and puller screw and three jaws. |

REAR AXLE BEARING PULLER SET

- The specially designed pullers allow for the removal of semi-floating rear axle bearings by firmly seizing and evenly extracting the bearing.
- Use with 5/8" - 18 UNF thread slide hammer.




| Item # | IP | MP | PKG | Bearing Tube I.D. | |
|---------|----|----|-----|-------------------|--------|
| | | | | Min | Max |
| W89326* | 1 | 12 | CBX | 1" | 1-7/8" |
| | | | | 1-5/16" | 2-3/8" |
| | | | | 1-3/8" | 2-7/8" |



BEARING SPLITTERS

- Separates and removes press-on style bearings.
- Knife-like edges allow for a secure grip.
- Forged steel construction.



W87128



| Item # | IP | MP | PKG | Range |
|---------|----|----|-----|--------------------------------|
| W84550* | 1 | 50 | CBX | 3/8 to 1-1/4" |
| W84551* | 1 | 20 | CBX | 1-1/4 to 2-1/4" |
| W84552* | 1 | 12 | CBX | 2-1/4 to 3-1/2" |
| W84553* | 1 | 10 | CBX | 3 to 4-1/2" |
| W87128* | 1 | 4 | CBX | 2-1/4 to 3-1/2" 3 to 4-1/2" |

Includes 2" and 3" bearing splitters and four sets of hex push puller legs, 5" puller cross-bar with 6-1/4" forcing screw can be used independently.

WHEEL BEARING RACE & SEAL INSTALLER SETS

- Inserts tapered wheel bearing race and seals without damage to the component or axle housing.
- Includes driver handle with bolt.
- Fits most standard wheel bearings.



| Item # | IP | MP | PKG | Sizes |
|---------|-------|----|-----|---|
| W83020* | 7-PC | 6 | CLM | 1.565, 1.75, 1.965, 2.325, 2.47, 2.555" |
| W89715* | 10-PC | 1 | CBX | 1.565, 1.75, 1.965, 2.325, 2.47, 2.555, 2.83, 2.995, 3.180" |

WHEEL STUD PILOT PIN SET

- Wheel stud pilot pins are designed to easily remove and install wheels on many European vehicles that use screw in lug bolts.
- Set includes four pairs of metric threaded stud pins that allow you to hang the wheel.
- Models include Audi, BMW, VW, Mercedes and Porsche using the 14mm. Fiat, Dodge, and Chrysler using 12mm.



| Item # | IP | MP | PKG | Sizes (2 each) |
|---------|----|----|-----|--|
| W83017* | 6 | 24 | DBL | 12mm x 1.25, 12mm x 1.5, 14mm x 1.25, and 14mm x 1.5 |

7-PC VW-AUDI-PORSCHE BIT SET

- For working with head bolts, disc brake calipers, axle shafts and other applications.
- For jobs requiring a triple square serrated bit.
- Feature CRV sockets with S2 steel bits for durability.
- Blow molded storage case.

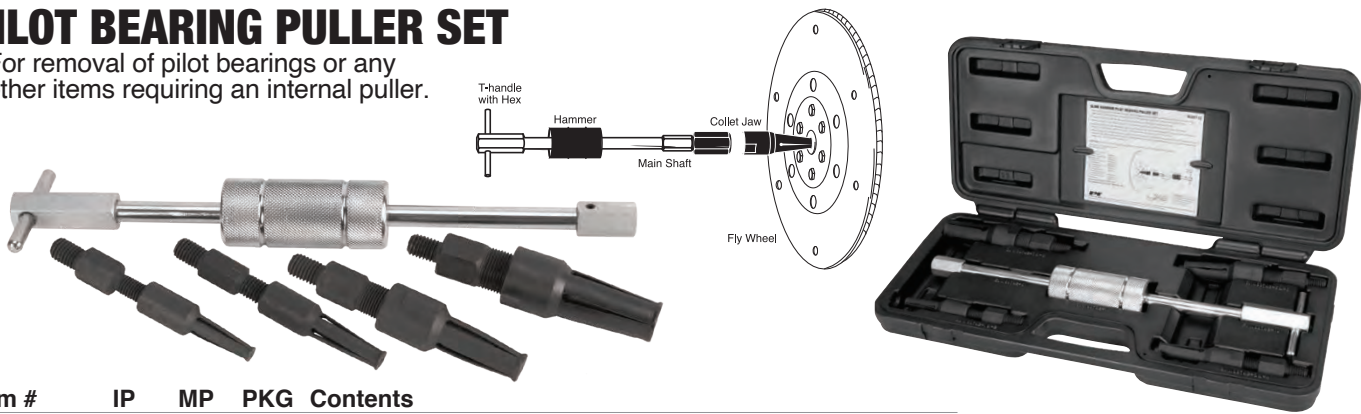


| Item # | IP | MP | PKG | Sizes (12 point) |
|---------|----|----|-----|---|
| W83016* | 1 | 12 | CBX | 3/8" Dr. Short: 12mm Long: 8mm, 10mm, 14mm 1/2" Dr. Round Spreader Bits 14mm, 16mm |

SPECIALTY

PILOT BEARING PULLER SET

- For removal of pilot bearings or any other items requiring an internal puller.



| Item # | IP | MP | PKG | Contents |
|---------|----|----|-----|--|
| W89742* | 1 | 5 | CBX | Includes four separate adapters for multiple applications. |

CLUTCH ALIGNMENT TOOLS

- Plated aligning cone with graduated diameters for "automatic" fit to most clutch plates.
- Tapered cone for all others.



| Item # | IP | MP | PKG | Sizes |
|---------|--------|----|-----|--|
| W1157P* | SAE | 6 | 36 | CRD .590, .612, .624, .668, .749, .786, .808 and .984" |
| W1158P* | Metric | 6 | 36 | CRD 12, 12.6, 14, 15, 15.8, 16, 17, 18, 19 and 20 mm |

SPECIALTY

CLUTCH LINE DISCONNECTS

- For removing hydraulic clutch lines from clutch slave cylinders.
- All steel construction.

W83150 4" length with 5/8" opening




W83151 5" long with 5/8" opening and 1-1/2" offset



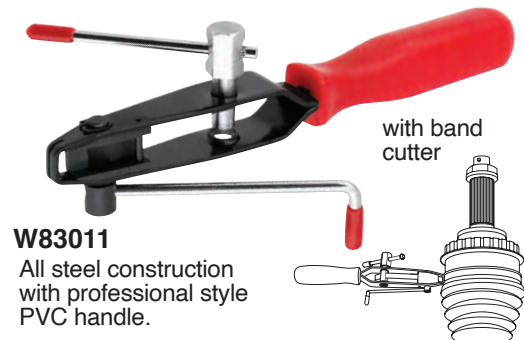
| Item # | IP | MP | PKG | Application |
|---------|------|----|-----|---|
| W83150* | Ford | 6 | 144 | CRD Ford light-duty trucks, Bronco II, Ranger, and Explorer. 1989 to current Thunderbird and Cougar. 1993 to current Pontiac Grand Prix, Firebird Oldsmobile Cutlass Supreme, Buick Regal. 1993-94 Chevy Lumina. 1995 to current Chevrolet Monte Carlo. 2002-05 Dodge Neon. |
| W83151* | GM | 6 | 24 | CRD The bent end intended for NVG3500 and NV4500 manual transmissions works on 1996 to 2004 fullsize 2WD and 4WD trucks Chevrolet S-10 Blazer and pickups. The straight end is for 1993 to 1994 Chevrolet Lumina sedan 1995 to 2000 Chevrolet Monte Carlo 1993 to 1999 Buick Regal 1998 to 2002 Olds Intrigue 1993 to 1997 Olds Cutlass Supreme and Pontiac Grand Prix. |

CV JOINT BOOT CLAMP TOOLS

W83011 All steel construction with vinyl grips.



| Item # | IP | MP | PKG | Application |
|---------|--------|----|-----|-------------------------------------|
| W83011* | Crank | 6 | 48 | CRD Band-It, Band-It Jr. & open end |
| W83013* | Pliers | 6 | 48 | CRD Ear type |




W83011 All steel construction with professional style PVC handle.

CV JOINT REMOVAL TOOL


- Quickly separates the CV Joint from the axle without removing the drive shaft.
- Reduce the risk of damaging the transmission, or the CV Joint.
- Multiple holes allow adjustment to different lengths of joint assemblies.

| Item # | IP | MP | PKG | CVJ Max | |
|---------|----|----|-----|----------|--------|
| | | | | Diameter | Length |
| W83028* | 1 | 5 | CBX | 3-3/4" | 9" |



STRUT SPRING COMPRESSOR


- Safely and easily compresses coil springs not accessible from the center of the coil.
- Works with springs up to 6" outside diameter and wire diameter of a maximum of 5/8".



| Item # | IP | MP | PKG |
|----------------|----|----|----------------|
| W80556* | 2 | 6 | CLM Macpherson |

STRUT SPRING COMPRESSOR


- Compresses springs for strut service or replacement.
- U-bolts securely attach tool to spring during operation for maximum safety.



| Item # | IP | MP | PKG |
|----------------|----|----|----------------|
| W80555* | 3 | 6 | CLM Macpherson |

STRUT SPRING COMPRESSOR

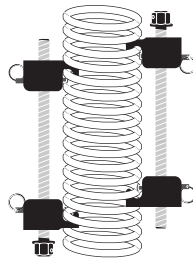
- Compresses strut and coil springs.
- Suitable for passenger cars and light duty trucks.
- Drop forged steel jaws.



| Item # | IP | MP | PKG |
|----------------|----|----|----------------|
| W80559* | 1 | 10 | CBX Macpherson |

STRUT SPRING COMPRESSORS

- For most automotive and light truck applications.
- Includes locking pins for additional safety.
- Drop forged steel constructed.



| Item # | IP | MP | PKG |
|----------------|----|----|----------------|
| W89322* | 1 | 5 | CBX Macpherson |
| W83029* | 1 | 3 | DBL Macpherson |

COIL SPRING COMPRESSORS

- Safely and easily compresses coil springs accessible from the center of the coil.
- 2" rod with 8-1/4 - 14" jaw opening range.
- Tempered chrome moly steel jaws.



| Item # | IP | MP | PKG |
|----------------|----|----|-------------------|
| W80554* | 2 | 12 | CLM Single Action |
| W89311* | 1 | 5 | CBX Single Action |



SPECIALTY

W89311

SUSPENSION

FRONT END SERVICE TOOLS

- For removal of most types of pitman arms, tie rods and ball joints found on automotive and light truck applications.
- Heavy duty drop forged steel.



| Item # | IP | MP | PKG | Item # | IP | MP | PKG | Opening | Depth |
|---------|----------|----|-----|--------|---------|----|-----|---------|--------|
| W89303* | 5-PC Set | 1 | 3 | CBX | W142* | | CRD | 1-5/16" | 2-1/2" |
| | | | | | W83021* | | CRD | | 7" |
| | | | | | W83022* | | CRD | - | 2" |
| | | | | | W83025* | | CRD | 3/4" | 1-7/8" |
| | | | | | W80557* | | DBL | 1-1/16 | 2-1/8" |

PICKLE FORKS

- For separating most types of pitman arms, tie rods and ball joints found on a automotive and light truck applications.
- Drop forged steel.



| Item # | IP | MP | PKG | Item # | IP | MP | PKG | Opening | Depth |
|---------|----------|----|-----|--------|---------|----|-----|---------|--------|
| W89310* | 5-PC Set | 1 | 3 | CBX | - | | - | 1-1/16 | 2-3/8" |
| | | | | | W1204P* | | CLM | 21/32" | 2-3/4" |
| | | | | | W1205* | | CLM | 1-3/8" | 2-7/8" |
| | | | | | W1206P* | | CLM | 15/16" | 3" |
| | | | | | - | | - | 1-5/8" | 3-1/8" |

INNER TIE ROD TOOL MASTER SET

- Designed to remove, and install inner tie rods quickly and easily.
- Replaces the inner tie rod without removing the rack and pinion.
- Forged steel construction for durability,
- Not for "Saginaw"-type rack and pinion assemblies.

| Item # | IP | MP | PKG | Sizes |
|---------|----|----|-----|---|
| W89302* | 1 | 6 | CBX | SAE 1-3/16", 1-1/4", 1-5/16", 1-3/8", 1-7/16", 1-1/2" MM 29mm, 32.5mm 33.6mm, 38.4mm, 40mm, 42mm |



INNER TIE ROD TOOL

- Use to easily turn inner tie rod ends that are smooth or have flats.
- An inexpensive way to remove inner tie rods without removing the outer tie rod first.

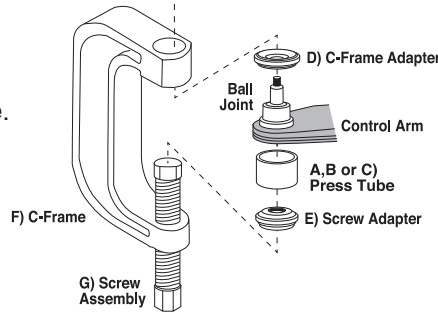
| Item # | IP | MP | PKG | Application |
|---------|----|----|-----|------------------------|
| W83027* | 6 | 36 | CRD | 1-3/16 and 1-5/16" hex |



SPECIALTY

BALL JOINT SERVICE KITS

- Includes the necessary tools to service press fit type ball joints without removing the control arm.
- Service most car and light truck U-joints either on or off the vehicle.
- 4 x 4 Adapters allow removal and installation of upper & lower ball joints on 1967 to current 4WD vehicles with Dana 44 axles.
- Also removes and installs brake anchor pins.




| Item # | IP | MP | PKG | Pressing Tubes |
|----------------|----|----|-----|--|
| W89304* | 1 | 3 | CBX | 1-3/4 x 2", 1-3/4 x 2-1/2", 2-1/4 x 3" |

BALL JOINT SERVICE KITS

- Includes all receiving tubes removing and installing adapters needed to work on most GM, Ford and Dodge two and four wheel drive pickups, vans and SUVs through 1997.
- Works on press fit upper and lower ball joints.

| | O.D. | I.D. | Length | | O.D. | I.D. | Length |
|-----------------|---------|---------|---------|------------------|---------|--------|---------|
| Receiving Tubes | 3" | 2 3/4" | 2 1/4" | Installing Tubes | 2" | 1 3/4" | 3" |
| | 2 3/4" | 2 7/16" | 2 1/4" | Receiving Cups | 2" | 1 3/4" | 2 5/16" |
| | 2 1/2" | 2 1/4" | 2 3/4" | | 2 1/4" | 1 7/8" | 7/16" |
| | 2 7/8" | 2 5/8" | 2 7/8" | Installer Plug | 2 1/8" | 1 3/4" | 1/2" |
| | 2 7/16" | 2 3/16" | 3 3/16" | | 1 7/16" | 3/4" | 1" |
| | 2 1/2" | 2 1/4" | 3/4" | - | 7/8" | - | - |
| | 2 1/4" | 2" | 2" | - | - | - | - |
| | 2 1/2" | 2 1/4" | 1 1/2" | - | - | - | - |



| Item # | IP | MP | PKG |
|----------------|----|----|-----|
| W89305* | 1 | 3 | CBX |



This set expands the service capabilities of the W89304 Ball Joint Service Set.

SPECIALTY

GM TORSION BAR UNLOADING TOOL

- Premium tool is designed to hold the torsion bar while making adjustments, or replacing keys.
- Heavy duty forged steel with a larger 7/8" diameter threaded screw.
- Designed to handle GM's K-3500 series trucks with heavy-duty chassis and a larger torsion bars.
- Features a larger C-frame opening to accommodate beefier torsion bars.



| Item # | IP | MP | PKG |
|----------------|----|----|-----|
| W83026* | 1 | 6 | CBX |

BODY & INTERIOR

6-PC NON-MARRING TOOL SET


- Works well to remove trim molding, bezels, and various clips and plastic fasteners.
- Durable non-marring nylon prevents scratching to painted surfaces and delicate panel surfaces.



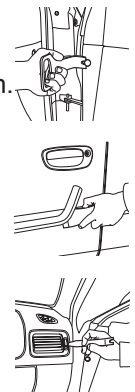
| Item # | IP | MP | PKG |
|---------|----|----|-----|
| W80647* | 6 | 24 | CRD |

COMPOSITE TRIM REMOVAL SET

- For removing internal and external trim and molding fasteners.
- Anti-marring design prevents damage to vehicle paint, upholstery, chrome or finish.




| Item # | IP | MP | PKG |
|---------|----|----|-----|
| W80648* | 6 | 24 | CRD |



PLASTIC CHISEL SET

- High impact plastic handle withstands hammer blows and includes hand guard.



Plastic blade can be re-sharpened.

| Item # | IP | MP | PKG |
|---------|---------------|----|--------|
| W83199* | 1 & 2" blades | 6 | 24 CRD |

DOOR/WINDOW HANDLE CLIP TOOL

- Removes and installs door handle and window crank retainer clips on many popular vehicles.



| Item # | IP | MP | PKG |
|---------|----|----|-----|
| W80646* | 6 | 72 | CRD |

UNIVERSAL LIFT SUPPORT CLAMP

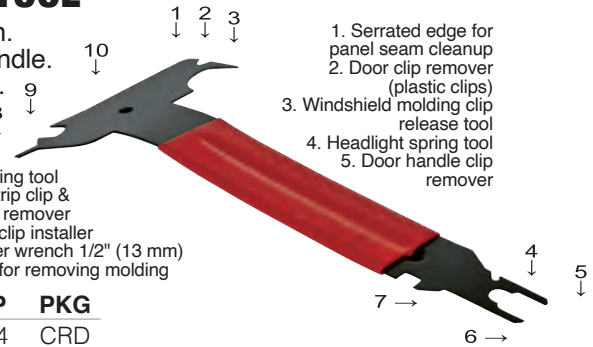
- Designed to hold gas charged lift supports found on hoods, tailgates, hatchbacks and trunks.
- Securely holds weak lift supports in the extended position to allow access.



| Item # | IP | MP | PKG |
|---------|----|----|-----|
| W84604* | 12 | 72 | CRD |

10-IN-1 TRIM TOOL

- All steel construction.
 - Comfortable grip handle.
 - 9-3/4" overall length.
1. Serrated edge for panel seam cleanup
 2. Door clip remover (plastic clips)
 3. Windshield molding clip release tool
 4. Headlight spring tool
 5. Door handle clip remover
 6. Trim pad removing tool
 7. Door weather strip clip & headlight screw remover
 8. Metal door trim clip installer
 9. Windshield wiper wrench 1/2" (13 mm)
 10. Beveled edge for removing molding



| Item # | IP | MP | PKG |
|---------|----|-----|-----|
| W83201* | 24 | 144 | CRD |

CLIP REMOVAL PLIERS

- Removes door upholstery and other trim anchors.
- 2 step tip for easy access.



| Item # | IP | MP | PKG |
|---------|----|----|-----|
| W86556* | 6 | 36 | CRD |

PUSH PIN PLIERS

- Designed to remove push pins with center locking pin.
- Quickly and easily removes plastic anchors
- without damage.



| Item # | IP | MP | PKG |
|---------|----|----|-----|
| W86561* | 6 | 36 | CRD |

DOOR PANEL REMOVER

- Removes panels without marring upholstery.
- Heavy duty chrome plated shaft.
- 8-3/4" length.




| Item # | IP | MP | PKG |
|---------|----|----|-----|
| W80645* | 6 | 72 | CRD |

LOCK OUT TOOL

- For emergency access when keys are locked inside.

| Item # | IP | MP | PKG |
|---------|----|-----|-----|
| W1147C* | 24 | 144 | CRD |

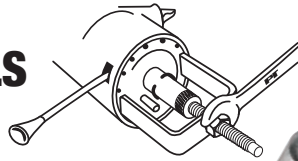


1-1/4" x 24" with push and pull ends.


SPECIALTY

STEERING WHEEL LOCK PLATE TOOLS

- Compatible with many domestic steering wheels including tilt and telescoping models.
- For easy removal and installation of lock ring.
- Heavy duty construction.



Designed for air bag equipped vehicles.



W86551

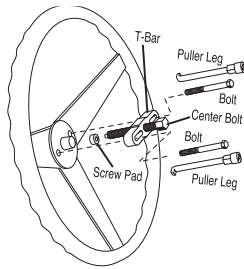


W80649

| Item # | IP | MP | PKG | |
|---------|----|----|-----|--|
| W80649* | 6 | 48 | CRD | Includes 2 puller yokes 1-7/8 & 3". SAE and Metric adapters. |
| W80650* | 6 | 48 | CRD | Includes 3" puller yoke, SAE and Metric adapters. |
| W86551* | 6 | 24 | CRD | 9/16" x 18mm, M14 x 1.5mm adapters. |

STEERING WHEEL PULLERS

- All heavy duty components.
- Fits vehicles with 4" hubs.
- Complete with SAE and Metric threaded bolts, T-bar, 4-1/2" center bolt, screw pad and washer.



W80651

Jaws are designed to fit vehicles without threaded holes.



W89704

| Item # | IP | MP | PKG | Bolts | Additional Content |
|---------|----|----|-----|-------------------------|--|
| W150* | 6 | 48 | DBL | 5/16" NF | - |
| W80651* | 6 | 24 | DBL | 3" 3/8" NC M8 x 1.25 | 4-3/4" GM legs, 1-1/2" adapter |
| W89704* | 1 | 5 | CBX | 4" 5/16" NC | 4-3/4" GM legs, 1-1/2" adapter, pivot pin remover, lock plate remover, clamp nut, forcing screws M14 x 15 & 9/16"-18 |

STEERING PIVOT PIN REMOVER

- 1969 and newer GM, Chrysler and Ford cars and trucks with tilt or telescoping Saginaw type steering columns.



| Item # | IP | MP | PKG |
|---------|----|----|-----|
| W80652* | 6 | 60 | CRD |

RADIO REMOVAL TOOL

- Disengages retaining clips on Ford and most imports for easy, damage free removal.



| Item # | IP | MP | PKG |
|--------------|----|----|-----|
| W80230* Ford | 6 | 24 | CRD |

HEADLIGHT SCREWDRIVER SET

- Star driver tips for headlights and tail lights, interior and exterior body trim.
- Includes T15 and T20 drivers



| Item # | IP | MP | PKG |
|--------|----|-----|-----|
| W902C* | 6 | 144 | CRD |

WINDSHIELD REMOVAL TOOL

- Cuts sealant with specialty designed and tempered steel blade.



| Item # | IP | MP | PKG |
|---------|----|----|-----|
| W80641* | 6 | 48 | CRD |

WIPER ARM REMOVAL TOOL

- Easily removes wiper arms without damaging wiper arm and hood cowl.



| Item # | IP | MP | PKG |
|---------|----|----|-----|
| W86555* | 6 | 72 | CRD |

EXTRA DEEP WALL SOCKET SET

- Ideal for heavily recessed fixings with extra-long bolts typical on bumpers, tail lamps and door hinges.



| Item # | IP | MP | PKG |
|--------------|----|----|-----|
| W80602* 4-PC | 10 | 40 | CRD |

SPECIALTY


BELTS & HOSES

ANODIZED ALUMINUM STRETCH BELT TOOLS

2001-2015 Ford: Escape, Edge, Fusion, Flex, Taurus
 2006-2015 Lincoln: Zephyr, MKX, MKZ, MKT, MKS
 2002-2015 Mazda: 3, 5, 6, Tribute, CX, MX-5 Miata
 2005-2011 Mercury: Mariner, Milan, Sable
 2009-2015 Chevrolet: Avalanche, Colorado, Express, Silverado, Suburban, Tahoe, Camaro
 2009-2015 GMC: Canyon, Savana, Sierra, Yukon
 2009-2015 Cadillac: Escalade
 2008-2010 Hummer: H2, H3, H3T
 2007-2010 Chrysler: Sebring
 2007-2010 Dodge: Avenger, Nitro
 2008-2015 Subaru: Forester, Impreza

| Item # | | IP | MP | PKG |
|---------|---------------|----|-----|-----|
| W84013* | Low Profile | 10 | 100 | CRD |
| W84014* | Universal | 10 | 100 | CRD |
| W84015* | Large Pulleys | 10 | 100 | CRD |

- These tools are required to properly install stretch belts on vehicles that use stretch fit belt technology.
- Anodized aluminum construction.



SERPENTINE BELT TOOL

- Remove and install belts on serpentine systems using spring loaded idler pulleys.




| Item # | IP | MP | PKG | Hex Sockets | Crowfoot Wrenches | Arm Bars | | Adapters | Screw |
|---------|----|----|-----|----------------------|-------------------|----------|-------------|-------------|-------|
| | | | | | | Length | End | | |
| W84010* | 1 | 6 | DBL | 15,16, 18mm | 13, 14, 15mm | 23" | 3/8" dr. | - | - |
| | | | | | | 10" | 1/2" dr. | | |
| | | | | | | 23" | 13mm x 12pt | | |
| | | | | | | 10" | 16mm x 6pt | | |
| W89716* | 1 | 6 | CBX | 13, 14, 15, 16, 18mm | 13, 14, 15mm | 6" | 3/8, 1/2" | 3/8"-16 UNC | |
| | | | | | | 6" | 5/8" GM | | |
| | | | | | | | | | |

UNIVERSAL BELT HOOK TOOL

- Long reach tool aids in removal and installation of serpentine, timing and V belts.
- Hook allows pushing, pulling and twisting belts into place in confined, hard to reach areas.
- Black oxide shaft resists corrosion.


| Item # | IP | MP | PKG | Length |
|---------|----|----|-----|--------|
| W84012* | 6 | 48 | TAB | 29" |



FLEXIBLE HOSE CLAMP PLIERS

- Pliers has locking mechanism to hold clamp in the open position, making removal and installation of clamp easier.

| Item # | IP | MP | PKG |
|---------|----|----|-----|
| W80656* | 15 | 30 | CRD |
| W80640* | 15 | 30 | CRD |



FLAT BAND HOSE CLAMP PLIERS

- Used to compress spring type hose clamps in tight areas.
- Locking ratchet action holds clamp open for removal and installation.

| Item # | IP | MP | PKG |
|----------------|----|----|-----|
| W80654* | 12 | 72 | CRD |



UNIVERSAL HOSE CLAMP PLIERS

- The special angle jaw design allows Hose Clamps to be removed at many different angles.
- Quick position locking mechanism keeps the hose clamp spread for easy removal.
- Access a variety of hard to reach clamps, tank ventilation lines, radiator clamps, cooler lines, and more.

| Item # | IP | MP | PKG |
|----------------|----|----|-----------------|
| W80659* | 6 | 24 | CRD |
| W80667* | 6 | 24 | CRD Angled Head |



LOCKING OFFSET HOSE PINCH OFF PLIERS

- Spring loaded handle and automatic lock for easy one hand application and release.
- Offset jaws for access to confined or concealed rubber hoses up to 2-1/4 in

| Item # | IP | MP | PKG |
|----------------|----|----|-----|
| W83206* | 6 | 48 | CRD |



3-PC LINE CLAMP SET

- Heat resistant reinforced nylon construction.
- Built in locking mechanism.

| Item # | IP | MP | PKG | Range | |
|----------------|----|----|-----|-------|---------------|
| | | | | | |
| W83205* | 6 | 24 | CRD | Sm | 1/8 to 5/16" |
| | | | | Med | 1/2 to 3/4" |
| | | | | Lg | 3/4 to 2 1/2" |



MINI HOSE CUTTER

- For cutting flexible or semi-rigid PVC, rubber, silicone, PU, PE, nylon and other plastic tubing.
- Stainless steel blade.

| Item # | IP | MP | PKG | Cutting Capacity |
|----------------|----|-----|-----|------------------|
| W82006* | 24 | 240 | CRD | 1/8" to 1/2" |



4-PC HOSE REMOVER SET

- Formed tips fit easily between hose and fitting to break stubborn hoses loose.
- Includes long and short shafts 8 to 13 inches with standard and offset hooks.
- US Patent D693201S1

| Item # | IP | MP | PKG |
|--------------|----|----|-----|
| W943* | 6 | 24 | DBL |



Patented Tri-lobular grips provide exceptional pulling and twisting force.



FLEXIBLE HOSE CLAMP DRIVER

- Flex shaft with a formed ergonomic handle.
- 1/4" drive.
- US Patent D693201S1

| Item # | IP | MP | PKG |
|----------------|----|----|-----|
| W80657* | 6 | 48 | CRD |

Includes 1/4 and 5/16" sockets

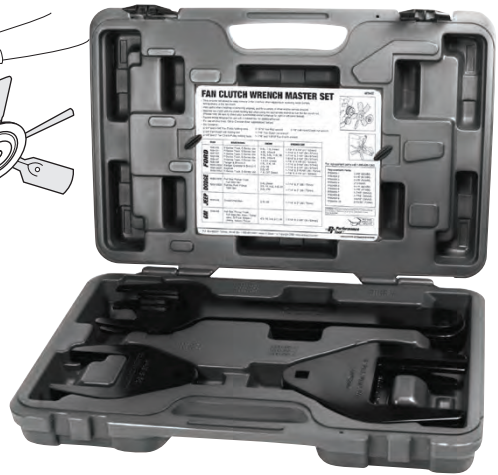
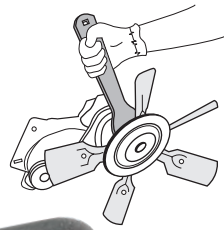


SPECIALTY

WATER PUMP & FAN CLUTCH

FAN CLUTCH WRENCHES

- Allows for easy removal of fan clutches when repairing or replacing water pumps, timing chains or fan clutch.
- Also useful when installing or removing engines, and for a variety of other engine service projects.



W80498

Work with both 10 mm and 13 mm pulley bolts.



W80585

| Item # | IP | MP | PKG | Fan Pulley | Fan Clutch | Fan Clutch | | | |
|----------------|-------|----|-----|------------|---------------|------------|-----------|--------|-------------------------------------|
| | | | | | | Holder | Bolt | Nut | Hub |
| W80498* | GM | 6 | 24 | CRD | - | - | 10, 13mm | - | - |
| W80585* | Ford | 6 | 24 | CLM | 2-1/4" | 1-7/16" | - | - | - |
| W89400* | 10-PC | 1 | 3 | CBX | 2-1/4, 3-1/4" | 1-7/16" | 2-1/8, 3" | 2-3/8" | 1-7/16, 1-9/16, 1-7/8" LH, 2-13/16" |

2-PC BMW CLUTCH FAN WRENCH SET

- Used to remove and install the thermo-viscous fan on BMW and some Fords.
- Allows you to hold the water pump pulley in place while loosening the clutch fan assembly.




| Item # | IP | MP | PKG |
|----------------|----|----|-----|
| W80499* | 5 | 5 | DBL |

SPECIALTY

GM WATER PUMP SOCKET

- Specially designed for use on 1993 to current Northstar 4.6 Liter, 1997 to current Aurora 4.0 Liter.
- Chrome molybdenum.
- 1/2" drive size.



| Item # | IP | MP | PKG | Application |
|----------------|----|----|-----|-----------------------------------|
| W89399* | 6 | 24 | DBL | 1996 and later GM trucks and vans |

WATER PUMP HOLDING TOOL

- Holds Water Pump Sprocket on 2002 to current GM Ecotec motors so water pump can be serviced.
- Special design allows easy application regardless of sprocket orientation.



| Item # | IP | MP | PKG | Application |
|----------------|----|----|-----|--|
| W89210* | 10 | 60 | CRD | GM 2.2L and 2.4L Chevrolet, Oldsmobile, Saturn, Pontiac Ecotec engines |

FROST PLUG INSTALLER

- Remove and install frost plugs found in liquid-cooled engines in automobiles, trucks, SUVs, agricultural, and construction equipment.
- Simple to use, just hammer the driver with the appropriate matching installation disc.
- Install frost plugs ranging from 1 to 2-3/8" diameter.
- Forged high carbon steel and plated to resist corrosion.



| Item # | IP | MP | PKG | Contents |
|----------------|----|----|-----|--|
| W89737* | 1 | 4 | CBX | 18" Installer Handle, Frost Plug Remover, 7 Frost Plug Discs (1 to 2-3/8") and retaining nut |

SEAL PULLERS

- For removal of grease and oil seals.
- Two tip sizes accommodate many applications.
- Large easy grip handle with heavy duty chrome plated shaft.




| Item # | IP | MP | PKG |
|---------------|----|----|----------------|
| W1219* | 6 | 48 | CRD |
| W1220* | 6 | 36 | CRD Adjustable |

W1219

UPPER REAR MAIN SEAL REMOVER

- Removes and installs upper rear main seals without removing engine or crankshaft.
- Contains corkscrew removal tool, T-handle and wire with clip for pulling new seals into place.



| Item # | IP | MP | PKG |
|----------------|----|----|-------------------|
| W84019* | 6 | 72 | CRD 2 extra clips |

4-PC SEAL & O-RING REMOVER

- Ensures you have no damage to seals or the surrounding surface.
- Easily cups O-rings and seals making them simpler to remove.
- Cushion grip handles reduce fatigue and add comfort.
- US Patent D693201S1

| Item # | IP | MP | PKG |
|----------------|----|----|-----|
| W80751* | 6 | 48 | CRD |



ENGINE BRUSH KIT

- Used to clean small tubes, pipes and other hard to clean areas
- Nylon, brass and stainless steel brushes for various surfaces
- Cushion grip handles reduce fatigue and add comfort.
- US Patent D693201S1



| Item # | IP | MP | PKG |
|---------------|----|----|---------------------------------|
| W1231* | 6 | 24 | CRD 1/4, 3/8, 1/2, 5/8, 3/4, 1" |



SPECIALTY

PULLEY PULLERS

ALTERNATOR DECOUPLER PULLEY SERVICE KIT

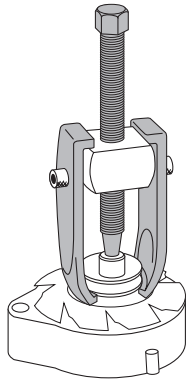
- Service late model vehicles with either OWC or OAD alternator pulleys.
- Remove the One Way Clutch or Decoupler pulleys found on 1997 to current vehicles.



| Item # | IP | MP | PKG |
|---------|----|----|-----|
| W87024* | 1 | 5 | CBX |

PULLEY PULLER

- Pulls pressed on 1 and 2 groove pulleys on alternators and power steering pumps.
- Adjustable jaw tension.
- Heat treated alloy steel.



Also removes some alternator bearings.

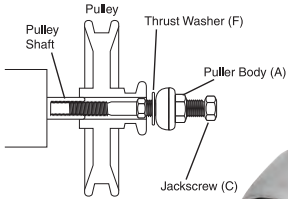


| Item # | IP | MP | PKG |
|---------|----|----|-----|
| W80653* | 6 | 24 | CRD |


SPECIALTY

POWER STEERING PUMP PULLERS & INSTALLERS

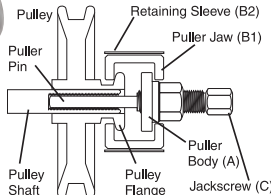
- Removes and installs power steering pump pulleys.
- Exerts force only through the shaft to prevent damage to pump and pulley.
- Alloy steel construction.



W87021



W87022



W87020

Use W87021 to reinstall pulleys on Ford vehicles.

| Item # | IP | MP | PKG | Application |
|---------|-----------|----|-----|---|
| W87020* | Domestic | 6 | 24 | DBL Chrysler, Ford, GM, and VW with hub size of 1-1/8, 1-1/4, 1-5/16, 1-3/8". |
| W87021* | Ford | 6 | 24 | DBL Fits most pumps with 3/8"-16 threaded internal. |
| W87022* | GM | 6 | 24 | DBL 1990-Current GM pumps. |
| W89708* | 14-PC Set | 1 | 10 | CBX For most alternator and power steering pulleys. Includes power steering line disconnect tool. |

PULLEY HOLDING TOOL


- Adjustable jaw opening from 1/4 to 7/8".
- Long handle for extra leverage.



| Item # | IP | MP | PKG | Length |
|----------------|----|----|-----|--------|
| W87023* | 6 | 48 | CRD | 12" |

GEAR PULLERS


- Heat treated alloy steel.
- Drop forged for strength.
- Chrome plated finish.



| Item # | Jaws | IP | MP | PKG | Spread | Reach |
|--------------|------|----|----|-----|--------|-------|
| W139* | 2 | 6 | 24 | CRD | 8" | 8" |
| W140* | 2 | 6 | 48 | CRD | 3-1/2" | 3" |
| W141* | 2 | 6 | 48 | CRD | 6" | 6" |

2/3 JAW GEAR PULLERS

- Heat treated alloy steel.
- Drop forged for strength.
- Chrome plated finish.



| Item # | Jaws | IP | MP | PKG | Spread | Reach |
|----------------|------|----|----|-----|-----------------|--------|
| W135P* | 2/3 | 6 | 48 | CRD | 3" | 2-3/4" |
| W136P* | 2/3 | 6 | 36 | CRD | 4" | 3-1/2" |
| W137P* | 2/3 | 1 | 12 | CBX | 6-1/4" | 5-1/2" |
| W138P* | 2/3 | 1 | 6 | CBX | 8-1/4" | 7" |
| W134DB* | 2/3 | 1 | 4 | CBX | Includes 1 each | |

PROFESSIONAL GEAR PULLERS

- Heavy duty chrome vanadium steel construction.
- Fine thread center bolt for smooth operation.
- Plated to resist corrosion.
- Heat treated jaws.



| Item # | Jaws | IP | MP | PKG | Spread | Reach |
|----------------|------|----|----|-----|--------|--------|
| W84500* | 2 | 6 | 24 | CLM | 4" | 3-1/2" |
| W84501* | 2 | 6 | 12 | CLM | 6" | 5-1/2" |
| W87122* | 2 | 6 | 24 | CLM | 4" | 3-1/4" |
| W87123* | 2/3 | 6 | 24 | CLM | 4-3/4" | 3-1/4" |
| W87124* | 2 | 6 | 36 | CLM | 6" | 3-1/4" |
| W87125* | 2 | 6 | 18 | CLM | 6" | 5-1/2" |
| W87126* | 2/3 | 6 | 12 | CLM | 7" | 3-1/4" |
| W87127* | 2/3 | 6 | 12 | CLM | 7" | 5-1/2" |

SPECIALTY

VALVES & VALVE SPRINGS


OVERHEAD VALVE SPRING COMPRESSORS

- Conveniently removes valve springs on most cars and light trucks without removing cylinder head.
- Offset jaws easily grip and compress valve springs.
- Requires flexible air valve holder (PT W84003) and air hold fittings (PT W84005) to keep valves from dropping into cylinders when keepers are removed.



W80567

In confined areas, remove lever and turn with a socket.



W84001



W84003

Fits 14mm & 18mm spark plug holes, and 1/4-NPT air hose.



W84005
14mm & 18mm

| Item # | IP | MP | PKG |
|-----------------------------|----|----|-----|
| W80567* Lever Action | 6 | 24 | CRD |
| W84001* Overhead | 6 | 24 | CRD |
| W84003* 14" Flexible Holder | 6 | 48 | CRD |
| W84005* 2-PC Holder Set | 6 | 72 | CRD |


SPECIALTY

VALVE SPRING COMPRESSOR

- Compresses valve springs without removing head.
- Allows access for service to most engines with stud type rocker arms.

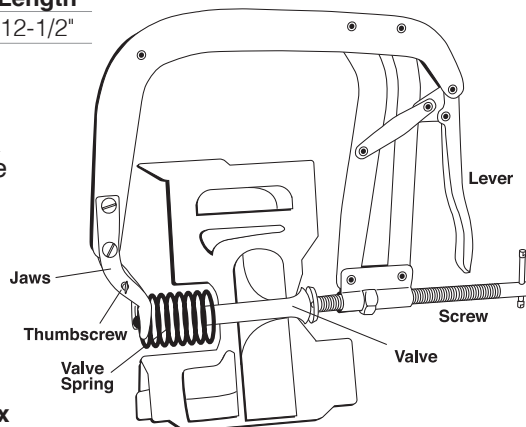


| Item # | IP | MP | PKG | Length |
|---------|----|----|-----|---------|
| W84002* | 6 | 48 | CRD | 12-1/2" |



HEAVY DUTY VALVE SPRING COMPRESSOR

- For servicing overhead valve engine with cylinder head removed.
- Includes small and large jaws for multiple applications.



Viewed from end of cylinder head



| Item # | IP | MP | PKG | Max Opening |
|---------|----|----|-----|-------------|
| W89409* | 1 | 5 | CBX | 10" |

VALVE LAPPERS

- Heavy duty rubber suction cups.
- Hardwood handle.



| Item # | IP | MP | PKG |
|---------------|----|----|-----|
| W80570* Small | 6 | 72 | CRD |
| W80571* Large | 6 | 72 | CRD |
| W86552* 2-PC | 12 | 72 | CRD |

Use with lapping compound to lap valves to match valve seats.

OHV & OHC SPRING COMPRESSOR

- Designed for use with the cylinder head still on the engine and in the car.
- A multi-point adjustable base to fit and bolt securely to a variety of heads on most domestic and import car engines.
- Applications include: Audi, Nissan, Toyota, Chrysler, Honda, Mazda, Mitsubishi, Porsche (924 & 928), Volvo, VW, BMW, Ford, Chevrolet, GMC, Lincoln, Saturn and more.


| Item # | IP | MP | PKG |
|----------------|----|----|-----|
| W89408* | 1 | 4 | CBX |



HYDRAULIC VALVE LIFTER REMOVER

- Specially designed slide hammer easily frees tight or stuck lifters.
- Knurled handle for secure grip high quality steel construction.
- High quality steel construction.

| Item # | IP | MP | PKG |
|----------------|----|----|-----|
| W84004* | 6 | 24 | CRD |



SMALL ENGINE VALVE SPRING COMPRESSOR

- Use to compress small engine, motorcycle and ATV valve springs.
- Adjustable jaws with a thin edges that fits under and over the valve spring to compress it for removal.

| Item # | IP | MP | PKG |
|----------------|----|----|-----|
| W84000* | 12 | 36 | CRD |



5-PC HEAD BOLT SOCKET SET

- The 4-1/2" length reaches past cam and rocker assembly to service head bolts.
- Special 12 point socket design fits both the 6 and 12 point head bolts.
- Chrome-molybdenum alloy steel construction.

| Item # | IP | MP | PKG | Sizes |
|----------------|----|----|-----|-------------------------------|
| W83183* | 1 | 12 | SLV | 1/2", 10mm, 12mm, 13mm & 14mm |




HEAD BOLT SOCKET BITS

- Designed to reach the deep recessed head bolts.
- Chrome vanadium.




| Item # | IP | MP | PKG | Drive | Length |
|----------------|-------------|----|-----|-------|-------------|
| W83182* | VW/Audi | 12 | 48 | CRD | 1/2" 4-7/8" |
| W83184* | 2-PC Toyota | 6 | 48 | CRD | 1/2" 5-1/2" |



SERRATED WRENCHES

- Heat treated alloy steel.
- 1/2" hex drive shaft.

| Item # | IP | MP | PKG | Sizes |
|---------------|----|-----|-----|----------------|
| W1395* | 6 | 48 | CRD | 6, 8, 10, 12mm |
| W1397* | 6 | 144 | CRD | 8 mm |
| W1398* | 6 | 144 | CRD | 10 mm |
| W1399* | 6 | 144 | CRD | 12 mm |



12 point triple square.

SPECIALTY

CAMSHAFT & CRANKSHAFT

UNIVERSAL CAMSHAFT BEARING KIT

- Removes and installs camshaft bearings in nearly all automobile engines, from compacts to heavy duty trucks.



Includes: Expander sleeves, five split driving plates, driving collars, nylon centering cone, driving shaft and extension.



| Item # | IP | MP | PKG | Bearing I.D. | Use Driver | Washer |
|---------|----|----|-----|----------------|------------|--------|
| W89220* | 1 | 2 | CBX | 1.125 to 1.475 | Expander | 1-1/4" |
| | | | | 1.475 to 1.700 | No. 1 | 1-1/4" |
| | | | | 1.700 to 1.925 | No. 2 | 1-3/4" |
| | | | | 1.925 to 2.150 | No. 3 | 1-3/4" |
| | | | | 2.150 to 2.375 | No. 4 | 1-3/4" |
| | | | | 2.375 to 2.690 | No. 5 | 1-3/4" |

CAMSHAFT PULLEY HOLDER

- For holding camshaft gears stationary on OHC engines.
- Also works on injection pump and other gears and pulleys.
- Works on many Toyota, Nissan, Mazda, and other makes.



W89208

| Item # | IP | MP | PKG |
|---------|----|----|-----|
| W89208* | 1 | 18 | CRD |

HONDA CRANK PULLEY TOOL

- For removal and installation of crankshaft pulley bolt.
- Hex shape fits hole in center of crankshaft pulley.
- Prevents engine from turning when held with breaker bar.



W83168

Fits most Honda and Acura engines.

| Item # | IP | MP | PKG | Drive |
|---------|----|----|-----|-------|
| W83168* | 6 | 36 | CRD | 1/2" |

FLY WHEEL TURNER

- Great for working on clutches, transmissions, installing rings or other jobs that require the crankshaft to be in a certain position.
- Easily turn engine from underneath the vehicle.
- Spring tension holds tool onto flywheel, allowing free use of both hands.




Not for impact use.

| Item # | IP | MP | PKG |
|---------|----|----|-----|
| W80510* | 6 | 36 | CRD |

TIMING GEAR PULLERS

- Removes timing gears and other gears with tapped holes.
- Drop forged yoke is plated to resist corrosion.
- Heat treated center screw.
- Includes two 5/16" x 4" bolts.



W87010

W89705

| Item # | IP | MP | PKG |
|---------|----|----|-----|
| W87010* | 6 | 24 | CLM |
| W89705* | 1 | 10 | CBX |

BLK: Bulk | CAS: Storage Case | CBX: Color Box | CRD: Carded | CLM: Clamshell | DBL: Double Blister
LAB: Color Label | RAC: Storage Rack | SHK: Shrink Wrap | SLV: Sleeve | TAB: Hang Tab | WBX: White Box

COMPACT HARMONIC BALANCER PULLER KIT

- Designed for removing damper pulleys in tight engine compartments, without removing the radiator.
- Jaw design provides greater strength, clevis pins allow jaws to be quickly removed and installed.
- Works on virtually all Chrysler, Mitsubishi and Dodge vehicles 1990 and later. GM and Cadillac 1988 and later, Ford 1995 and later with 3 spoke pressed on dampers.



| Item # | IP | MP | PKG |
|----------------|----|----|-----|
| W89712* | 1 | 5 | CBX |

HARMONIC BALANCER PULLER

- Helps stop damage to pulley and shaft.
- Easily removes harmonic balancer.
- Drop forged alloy steel.

14 Assorted bolts:
 3 - 5/16"-18 x 3"
 2 - 3/8"-16 x 3"
 3 - 3/8"-24 x 3"
 3 - 8mm-1.25 x 80mm
 3 - 10mm-1.5 x 75mm

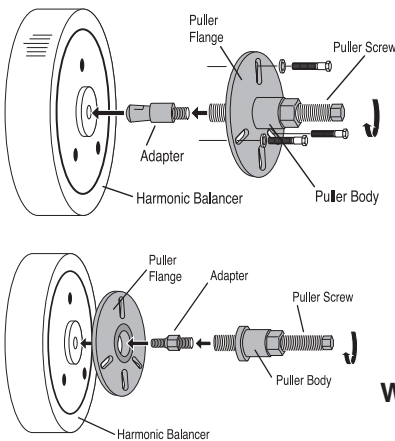


| Item # | IP | MP | PKG |
|---------------|----|----|-----|
| W151P* | 6 | 24 | CLM |

HARMONIC BALANCER PULLERS & INSTALLERS

- For removal and installation of harmonic balancers on most automotive and light truck applications.
- Master set includes necessary bolts and adapters for most applications.

Servises harmonic balancers as well as under drive pulleys and recessed crank threads on Dodge Hemi, GM Gen III/IV, and Ford 4.6 and 5.4 modular engines.



W89710

Works on most European vehicles including BMW and VW as well as Toyota, Honda, Kia and Hyundai.




W89711

| Item # | IP | MP | PKG |
|----------------|----|----|-------------------|
| W89711* | 1 | 5 | CBX |
| W89710* | 1 | 6 | CBX Expansion Kit |

CUMMINS BARRING TOOL

- Works on Cummins B and C series diesel engines and 5.9L liter diesels used in Dodge pickups



| Item # | IP | MP | PKG |
|----------------|----|----|-----|
| W80512* | 12 | 48 | CRD |

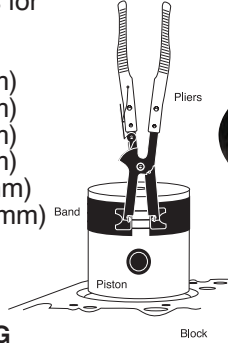
SPECIALTY

PISTON SERVICE

PISTON RING COMPRESSOR KIT

- Includes six sizes of bands for multiple applications.

- 2-7/8 to 3-1/8" (73 to 79mm)
- 3-1/8 to 3-3/8" (79 to 86mm)
- 3-3/8 to 3-5/8" (86 to 92mm)
- 3-5/8 to 3-7/8" (92 to 98mm)
- 3-7/8 to 4-1/8" (98 to 105mm)
- 4-1/8 to 4-3/8" (105 to 111mm)



| Item # | IP | MP | PKG |
|---------|----|----|-----|
| W89410* | 1 | 5 | CBX |

PISTON RING INSTALLER

- Installs and removes piston rings 3/64 through 1/4".
- Comfortable vinyl grip handles.



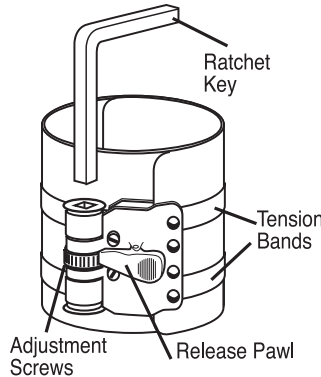
| Item # | IP | MP | PKG | Range |
|---------|----|----|-----|--------------|
| W80575* | 6 | 72 | CRD | 3/64 to 1/4" |

SPECIALTY

PISTON RING COMPRESSORS

- Use to install pistons on most passenger cars.
- Positive compression and adjustable friction brake.
- Includes ratchet key.


| Item # | IP | MP | PKG | Range |
|---------|----|----|-----|-------------|
| W80572* | 6 | 24 | CLM | 2-1/8 to 5" |
| W80573* | 6 | 24 | CLM | 3-1/2 to 7" |



WRINKLE BAND RING COMPRESSOR

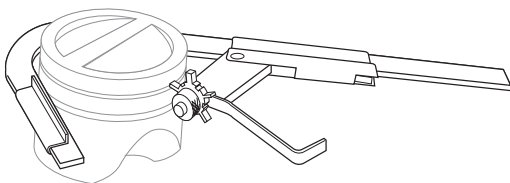
- Low friction wrinkle band.
- Adjust only once for all pistons.

| Item # | IP | MP | PKG | Range |
|---------|----|----|-----|---------|
| W80574* | 6 | 48 | CRD | 3 to 5" |



PISTON RING GROOVE CLEANER

- Cleans carbon and deposits from ring grooves.
- Includes two 5 cutter wheels for a total of 10 groove cleaning sizes.



| Item # | IP | MP | PKG | Sizes |
|---------|----|----|-----|---|
| W80576* | 6 | 24 | CRD | 1/16, 5/64, 3/32, 1/8, 5/32, 3/16, 1/4", 1.5, 1.75, 2mm |

PISTON CYLINDER HONES


- De-glaze creating a surface finish that allows the rings to seat quickly with minimal wear.
- Adjustable honing tension.
- Two settings 2" through 4" and 4" through 7" settings.



| Item # | IP | MP | PKG | Stone Length | Grit |
|----------------|----|-----|-----|-------------------------|------|
| W80560* | 6 | 36 | CRD | 3" | 220 |
| W80561* | 12 | 144 | CRD | 3-PC Replacement Stones | |

FUEL TANK LOCK RING TOOL

- Remove and install serrated fuel tank retaining rings that hold the pump module inside the tank.
- Fully adjustable feet fit both inside and outside grip retaining rings from 3 to 7-1/4".
- Provides a secure fit that won't slip or fall off a wide range of vehicles with in-tank fuel pumps.
- Use with both 3/8" and 1/2" drive ratchets, adapter included.
- Applications include Mercedes-Benz, BMW, Audi, Volkswagen, Chrysler, and some Asian vehicles.



| Item # | IP | MP | PKG |
|----------------|----|----|-----|
| W80668* | 6 | 24 | CRD |

FUEL LINE CLIP REMOVAL PLIERS

- For releasing connections on fuel lines during maintenance or when replacing fuel filters.
- Designed to compress the quick disconnect lugs without damaging the connector.
- Works on VW and Audi fuel lines with plastic snap-together connectors.
- Mercedes M-Class fuel filters.
- Ford, Mazda, Fiat, GM and BMW's with gas powered engines.



| Item # | IP | MP | PKG |
|----------------|----|----|-----|
| W83115* | 10 | 40 | CRD |

6-PC SMALL ENGINE CARB ADJUSTER


- 6 of the most common 2 cycle, small engine carburetor adjusting tools.
- Fits brands including: Craftsman, Stihl, Poulan, Husqvarna, Weed Eater, Echo, Toro, Ryobi, Homelite, and some brands that utilizes a splined adjustment screw.
- Ergonomic designed handle provides comfort for easy and precise adjusts to the carburetor.



| Item # | IP | MP | PKG | Contents |
|---------------|----|----|-----|---|
| W1185* | 12 | 72 | CRD | 21 Teeth Spline, 7-Teeth Spline, Single D, Double D, Pac Man, & 4mm Hexagon |

FLEX SHAFT CARBURETOR ADJUSTER

- Tips store in handle or plastic boot.
- 11-1/2" flexible shaft reaches into confined areas.




| Item # | IP | MP | PKG | Contents |
|---------------|----|----|-----|---|
| W1187* | 6 | 72 | CRD | Hex bit size: 3/32" Hex socket: 4.5 mm, 1/4" and Double D |

SPECIALTY


TAIL PIPE EXPANDERS

- Rounds out pipe ends and removes clamp grooves.

W80662



W80661



| Item # | IP | MP | PKG | Capacity |
|---------|----|----|-----|------------------|
| W80661* | 6 | 24 | CRD | 1-1/2 to 2-7/16" |
| W80662* | 6 | 12 | CRD | 2-1/8 to 3-7/16" |

TAIL PIPE CUTTER


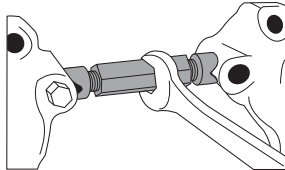
- Easily cuts tailpipe and exhaust components.
- Adjustable 12" cutter chain allows for cutting action on pipe diameters from 3/4 to 3 1/2".



| Item # | IP | MP | PKG | Capacity |
|---------|----|----|-----|--------------|
| W80664* | 6 | 24 | CRD | 3/4 to 3-12" |

EXHAUST MANIFOLD SPREADER

- Helps prevent cross-threading of manifold bolts.
- Designed for use on GM small-block V8s, but can also be used on many applications that need just the slightest spreading.
- Corrosion resistant zinc plating.
- Alloy steel construction.
- Adjust spreader width using 3/4" or 19 mm open-end wrench.



| Item # | IP | MP | PKG |
|---------|----|----|-----|
| W80663* | 6 | 48 | CRD |

CHAIN BREAKER

- Use this heavy duty chain breaker to repair your motorcycle or bicycle chains with strength and ease.
- Drop forged and heat treated for long life and dependable service.
- This kit will break, press, and rivet most #25 - #35 and #428 - #630 standard and O-ring roller chains.
- Includes 3 pin sizes to fit a variety of chains.

The hardened steel body has a removable handle for compact storage.



| Item # | IP | MP | PKG |
|---------|----|----|-----|
| W89100* | 1 | 10 | CBX |

OXYGEN SENSOR WRENCH

- Designed for all oxygen sensors with 7/8" (22mm) hex.
- Curved handle allows user to easily work around exhaust.
- Chrome vanadium steel.

| Item # | IP | MP | PKG | Overall Length |
|----------------|----|----|-----|----------------|
| W84007* | 10 | 40 | TAB | 10-1/4" |



NOX & SOOT SENSOR SOCKET

- Used to remove the 24 & 30mm NOX & SOOT Sensors on 2014 to current Dodge Diesels.
- Crow Foot design provided access to sensor W/O cutting wires and limited access applications.
- For Chrysler, Dodge, Jeep Diesels and other manufactures using NOX and SOOT

| Item # | IP | MP | PKG |
|----------------|----|----|-----|
| W84009* | 6 | 36 | CRD |



OIL PRESSURE SWITCH SOCKET

- Removes and installs sensors on computerized engine control vehicles.
- Heavy duty alloy steel construction.

| Item # | IP | MP | PKG |
|---------------|----|----|-----|
| W1130* | 6 | 72 | CRD |

Use with 3/8" Dr. ratchet or 1-1/8" wrench.



FORD IPR VALVE SOCKET

- Use to service the IPR, Injector Pressure Regulator on Ford 6.0L, Navistar and other diesel engines.
- The IPR valve is located in a hard to reach location, this tool avoids the high labor costs by saving time. S

| Item # | IP | MP | PKG |
|----------------|----|----|-----|
| W80592* | 12 | 48 | CRD |



INJECTOR PUMP SOCKET

- 33 point serrated socket for Mercedes Benz injection pump repair.
- For installing and removing the pressure valve holder on the MRSF-ERE injection pumps. Mercedes diesel engines 601, 602, 603, 605, 606, 615, 616, 617, 1982 and up.

| Item # | IP | MP | PKG |
|----------------|----|----|-----|
| W80601* | 12 | 72 | CRD |



SPECIALTY

SENSORS & SWITCHES

7-PC SPECIALTY SWITCH SOCKET KIT

- Removes and installs sensors on computerized engine control vehicles.
- Heavy duty alloy steel construction.




Item # **W89333*** IP 1 MP 12 PKG CBX

| | Socket Type | Size | Drive | Item # | IP | MP | PKG |
|---|--------------------|---------|-------|----------------|----|----|-----|
| A | O2 Offset Extended | 7/8" | 1/2" | W80491* | 12 | 72 | CRD |
| B | O2 Offset Compact | 7/8" | 3/8" | W84008* | 6 | 12 | CRD |
| C | O2 Socket | 7/8" | 3/8" | W1267* | 6 | 72 | CRD |
| D | Vacuum Switch | 7/8" | 3/8" | W1266* | 6 | 72 | CRD |
| E | Oil Switch | 1-1/16" | 3/8" | W80590* | 6 | 48 | CRD |
| F | Oil Sender Switch | 1-3/16" | 1/2" | W80591* | 6 | 24 | CRD |
| G | GM Thermo Sensor | 1-1/16" | 1/2" | - | - | - | - |

SPECIALTY

23-PC TERMINAL RELEASE KIT

- Contains terminal release tools for most domestic, European and Japanese cars and trucks.



Item # **W89732*** IP 1 MP 12 PKG SHK



22-PC TERMINAL RELEASE KIT


- Contains styles and sizes to fit most domestic and imported cars, trucks, motorcycles, computer wiring harnesses and power supply connector plugs.
- Remove connector pins safely without damaging wiring harness or terminal block.
- Simply pushing the tool into the front (connector side) and pull the pin and wire from the back (wire side). you can easily find the needed bit.



Item # **W9053*** IP 4 MP 24 PKG LAB

FUEL & A/C LINE

- Easily separates spring coupling fitting on fuel lines and air conditioning systems.



| Item # | IP | MP | PKG |
|-----------------------|----|----|-----|
| W83113* 4-IN-1 | 6 | 72 | CRD |

FUEL LINE

- Easily separates quick disconnect style fittings on 5/16 and 3/8" fuel lines.



| Item # | IP | MP | PKG |
|-----------------------|----|----|-----|
| W83114* 2-IN-1 | 6 | 72 | CRD |

2-PC TRANS LINE

- Designed to disconnect Ford transmission oil cooler lines.
- Simply push the specially designed stepped tip towards the connector, once engaged pull the line.



Use 3/8" size for 2003 and later Ford V8 Explorer, 2004 and later Ford F150 and Cadillac CS.

| Item # | IP | MP | PKG |
|---------------------|----|-----|-----|
| W83112* Ford | 12 | 144 | CRD |

FUEL LINE COUPLING

- Separates fuel line from pressure regulator on applications with quick disconnect style couplings.



| Item # | IP | MP | PKG |
|---------------------|----|-----|-----|
| W80542* Ford | 6 | 288 | CRD |

FUEL, TRANS & A/C

- Separates quick disconnect style fittings on EFI fuel lines with hair pin connectors and transmission cooler lines.



| Item # | IP | MP | PKG |
|----------------|----|----|-----|
| W83102* | 6 | 72 | CRD |

FUEL FILTER/LINE

- Anodized aluminum construction.
- Fits most 5/16" fuel and transmission oil cooler lines.



| Item # | IP | MP | PKG |
|----------------|----|----|-----|
| W83130* | 6 | 72 | CRD |

SPECIALTY

OIL COOLER LINE

- Separates automatic transmission oil cooler lines on Ford Taurus and Escort with AXOD and ATX transmissions.



| Item # | IP | MP | PKG |
|---------------------|----|----|-----|
| W83133* Ford | 6 | 72 | CRD |

CLUTCH LINE

- For removing hydraulic clutch lines from clutch slave cylinders on some manual transmissions.



| Item # | IP | MP | PKG |
|---------------------|----|-----|-----|
| W83150* Ford | 6 | 144 | CRD |

CLUTCH LINE

- 2-in-1 disconnect tool for removing clutch lines from slave cylinders.





| Item # | IP | MP | PKG |
|-------------------|----|----|-----|
| W83151* GM | 6 | 24 | CRD |

QUICK DISCONNECT TOOLS

MASTER DISCONNECT SET

- Includes disconnect tools for air conditioning, fuel, heater, transmission, and power steering lines.
- Tool identification number included.
- Tools color coded for easy identification.



| Item # | IP | MP | PKG |
|---------------|----|----|-----|
| W89331* 21-PC | 1 | 5 | CBX |

HEATER HOSE DISCONNECT

- Disconnects 5/8 and 3/4" heater hose quick connect fittings from heater core without damaging coupling retainer or hose.
- Extended handle for easier access.

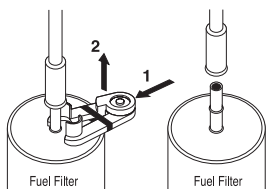


| Item # | IP | MP | PKG |
|-----------------------|----|----|-----|
| W83108* Ford/Chrysler | 6 | 24 | CRD |

7-PC FUEL & TRANS LINE SET

- Anodized aluminum construction.

W831305/16" Fuel Line
 W831313/8" Fuel Line
 W831321/4" Fuel Line
 W83133 Oil Cooler Line
 W83111 Oil Cooler Line
 W80542 Fuel Line Coupling Tool
 W83102 Quick Disconnect Coupler

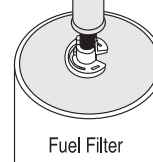



| Item # | IP | MP | PKG |
|--------------|----|----|-----|
| W89330* 7-PC | 1 | 12 | CBX |

6-PC A/C & FUEL LINE SET

- Easily disconnects air conditioning lines and quick connect fuel lines.
- Set contains six release tools that disengages the spring lock coupling on Ford and Chrysler air conditioning lines.

Includes: 5/16,
 3/8, 1/2, 5/8,
 3/4 and 7/8"



| Item # | IP | MP | PKG |
|--------------|----|----|-----|
| W83149* 6-PC | 12 | 72 | CRD |

9-PC SPRING LOCK SET

- Separates spring lock in air conditioning, fuel and transmission line connectors.
- Spring loaded closed clamp deflects spray when disconnecting lines.



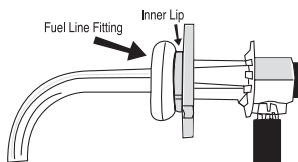
A/C lines: Red 3/8", Blue 1/2", Black 5/8" and White 3/4"
Fuel lines: Yellow 3/8", Green 1/2", Gray 5/16" and Blue 3/8"

| Item # | IP | MP | PKG |
|---------------------|----|----|-----|
| W86550* 9-PC | 6 | 72 | CRD |

6-PC FUEL & TRANS SET

- For separating quick disconnect fittings on fuel and cooler lines.
- Color coded, compact size for quick selection & easy storage
- Injection molded plastic

Fuel lines: Grey 5/16" and Light Blue 3/8"
A/C lines: Dark Red 1/2", Dark Blue 5/8", Black 3/4" and White 7/8"



| Item # | IP | MP | PKG |
|---------------------|----|-----|-----|
| W83148* 6-PC | 12 | 120 | CRD |

2-PC TOYOTA A/C LINE DISCONNECT

- Release the quick connect fittings on high and low-pressure air conditioning lines at the evaporator.
- Easy to use, just rotate the plastic clamp to expose the two release holes and insert the tool.
- With both tools you are able to service air conditioning on most 1998 and newer Toyotas.



| Item # | IP | MP | PKG |
|----------------|----|----|-----|
| W83134* | 8 | 48 | CRD |

FUEL & A/C DISCONNECT PLIERS

- Provides extra leverage when disconnecting the quick connect fittings found on A/C and Fuel Lines.
- Use with 5/16", 3/8" or 1/2" adapters from our W83149 disconnect tool sets.
- Two different sized openings on the forks so the tool fits the different connector designs.



| Item # | IP | MP | PKG |
|----------------|----|----|-----|
| W83161* | 12 | 48 | CRD |

4-PC LINE STOPPER SET

- Prevent fluid leaks when replacing or working on components that use fluid transfer lines.
- Use to seal transmission cooler, brake, A/C, and fuel lines found on most vehicles.
- The spring loaded design quickly and easily stops the flow of liquids on cars, trucks and other machinery.



| Item # | IP | MP | PKG | SIZE | |
|----------------|------|----|-----|------|-----------------|
| W83145* | 4-PC | 12 | 48 | CRD | 3/8, 5/16, 1/2" |
| W83146* | 2-PC | 24 | 96 | CRD | 3/8" |
| W83147* | 2-PC | 24 | 96 | CRD | 5/16" |

SPECIALTY

SPARK PLUGS & IGNITION

SPARK PLUG GAUGE & GAP TOOLS

| Item # | IP | MP | PKG | Sizes |
|-------------------------|----|-----|-----|--|
| W80535* | 12 | 288 | CRD | SAE .020 to .100". |
| W80536* | 12 | 288 | CRD | Metric 0.5 to 2.5mm. |
| W80540* | 25 | 200 | BLK | |
| W162C* | 24 | 720 | CRD | SAE: .020, .025, .028, .030, .032, .035 and .040". Metric: .50, .63, .71, .76, .81, .89, and 1.00 mm |
| W163C* H.E.I. | 24 | 720 | CRD | SAE: .025, .030, .035, .040, .044, .054, .060 and .080". Metric: .635, .762, .889, 1.01, 1.11, 1.37, 1.52 and 2.03 mm |



**W162C/
W163C**
electrode tool included

**W80535/
W80540**



Tapered hole adjusts electrode.

IGNITION POINT FILE

- High grade steel construction.
- Precise double cut file pattern.
- Quickly cleans ignition points.

Doubles as a light duty file.



| Item # | IP | MP | PKG |
|---------------|----|-----|-----|
| W123C* | 12 | 240 | CRD |

FORD IGNITION MODULE TOOL

- Knurled aluminum knob.
- Heat treated carbon steel shank.



7/32" hex or T20 star retaining bolt on Ford ignition.

| Item # | IP | MP | PKG |
|---------------|----|----|-----|
| W1216* | 6 | 72 | CRD |

DISTRIBUTOR CLAMP WRENCHES

- Drop forged steel.
- Chrome plated.



| Item # | IP | MP | PKG | Sizes |
|----------------|----|----|-----|------------|
| W1186* | 12 | 48 | CRD | 13, 15mm |
| W1189C* | 12 | 48 | CRD | 1/2, 9/16" |

SPECIALTY

IGNITION SPARK TESTERS

- Troubleshoot dirty spark plug connections, defective points, bad cables or connections, and more.
- Easily checks if there is sufficient energy for spark plug to ignite.

| Item # | IP | MP | PKG |
|----------------|--------|----|--------|
| W86554* | Inline | 24 | 48 CRD |
| W84600* | H.E.I. | 6 | 72 CRD |
| W86553* | | 12 | 96 CRD |



W84600



W86553



W86554

Easily connects between the spark plug and spark plug wire. 5" spark plug connector, 8-1/2" overall length.

INSULATED SPARK PLUG BOOT PULLER

- Nylon insulating tips.
- Comfortable vinyl grip handles.

Angled nose for easier access.



| Item # | IP | MP | PKG |
|----------------|----|----|-----|
| W80532* | 6 | 72 | CRD |

SPARK PLUG WIRE PULLER

- Heavy duty plastic construction.
- Grips boot to prevent wire damage.



| Item # | IP | MP | PKG |
|----------------|----|-----|-----|
| W80531* | 6 | 144 | CRD |

SPARK PLUG WIRE TESTER

- Tester flashes in sync with spark plug firing until it runs across a break in wire.



50" cable.

| Item # | IP | MP | PKG |
|----------------|----|----|-----|
| W80530* | 6 | 72 | CRD |

4-PC IGNITION TUNE-UP KIT

- For spark plug replacement in foreign and domestic autos and light trucks.
- Heat treated alloy steel.
- 3/8" dr. ratchet, 6" extension, 5/8" and 13/16" spark plug sockets.



| Item # | IP | MP | PKG |
|----------------|----|----|-----|
| W1131C* | 6 | 24 | CRD |

5-PC SOCKET SET

- Chrome vanadium alloy steel.
- Polished nickel chrome plated finish.
- SAE: 5/8, 3/4 and 13/16".
- Metric: 14 and 18 mm.



| Item # | IP | MP | PKG |
|----------------|----|----|-----|
| W30936* | 6 | 24 | RAC |

3/8 IN DR. SPARK PLUG SOCKETS


- Chrome vanadium alloy steel construction for strength and durability.
- Socket openings are designed to reduce fastener rounding.
- Polished nickel chrome plated finish resists corrosion.
- Rubber insert holds and protects plugs.
- Recessed edges.



| Item # | Sizes | IP | MP | PKG |
|-------------------|---------------|----|----|-----|
| W38160* | 5/8" | 6 | 48 | TAB |
| W38164* | 13/16" | 6 | 48 | TAB |
| W38170* | 9/16" | 6 | 48 | TAB |
| W38163* | 3/4" | 6 | 48 | TAB |
| W38166* | 14 mm | 6 | 48 | TAB |
| W38171* | 14 mm (12 pt) | 6 | 48 | TAB |
| W38167* | 16 mm | 6 | 48 | TAB |
| W38168* | 18 mm | 6 | 48 | TAB |
| W38169* | 21 mm | 6 | 48 | TAB |
| 1/2 Drive Sockets | | | | |
| W32160* | 5/8" | 6 | 48 | TAB |
| W32163* | 13/16" | 6 | 48 | TAB |

SPARK PLUG INSTALL & REMOVAL TOOL

- Makes removal and replacement of hard-to-reach spark plugs much easier.
- The 13 in. flexible shaft permits access to deeply recessed or hard to reach locations.



| Item # | IP | MP | PKG |
|----------------|----|----|-----|
| W80534* | 24 | 96 | CRD |

SPARK PLUG WRENCH

- Simple compact tools for easy spark plug removal.
- Fits both 5/8" and 13/16" plugs.

Includes handle for leverage.



| Item # | Length | IP | MP | PKG |
|--------------|--------|----|-----|-----|
| W165* | 3-1/2" | 12 | 144 | CRD |
| W166* | 5" | 6 | 144 | CRD |

UNIVERSAL SPARK PLUG TOOLS

- Drop forged steel construction.
- Chrome plated to resist corrosion.
- Swivel action for confined areas.
- Neoprene insert to grip and protect plugs.



| Item # | Sizes | IP | MP | PKG |
|----------------|--------|----|----|-----|
| W1125C* | 13/16" | 6 | 72 | CRD |
| W1129C* | 5/8" | 6 | 72 | CRD |

SPECIALTY

SOCKETS WITH U-JOINTS

- Swivel action for confined areas.



| Item # | Sizes | IP | MP | PKG |
|----------------|--------|----|----|-----|
| W38161* | 5/8" | 6 | 48 | TAB |
| W38165* | 13/16" | 6 | 48 | TAB |

MAGNETIC SOCKETS

- Internal magnet aids in retrieval and replacement of spark plugs.



| Item # | Sizes | IP | MP | PKG |
|----------------|--------|----|----|-----|
| W38172* | 5/8" | 6 | 48 | TAB |
| W38173* | 13/16" | 6 | 48 | TAB |

LONG REACH SOCKETS

- Knurled design offers better grip when hand turning.



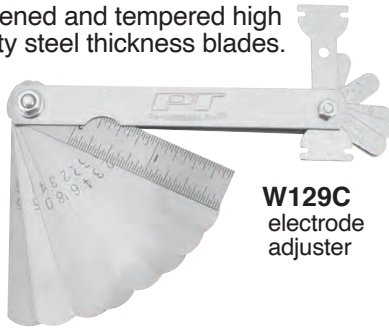
| Item # | Sizes | IP | MP | PKG |
|----------------|-------|----|----|-----|
| W80533* | 5/8" | 6 | 72 | CRD |
| W38162* | 5/8" | 6 | 48 | TAB |

5" overall length.

FEELER GAUGES

THICKNESS GAUGES

- Hardened and tempered high quality steel thickness blades.



W129C
electrode
adjuster

| Item # | IP | MP | PKG | Sizes |
|----------------------------|----|-----|-----|--|
| W125C* 32 Blades | 6 | 192 | CRD | Features a .010" brass blade for transistorized ignitions. SAE: .0015, .002, .0025, .003, .004, .005, .006, .007, .008, .009, .010, .011, .012, .013, .014, .015, .016, .017, .018, .019, .020, .021, .022, .023, .024, .025, .026, .028, .030, .032, .035". Metric: .04, .05, .06, .08, .10, .13, .15, .18, .20, .23, .25, .28, .30, .33, .35, .38, .40, .43, .45, .48, .50, .53, .55, .58, .60, .63, .65, .70, .75, .80, .88 mm. |
| W129C* 15 Blades | 6 | 192 | CRD | Features 9 straight 2" thickness blades, 6 flat 1" spark plug blades, 2" steel rule and electrode adjuster. Straight Blade SAE: .002, .003, .004, .006, .008, .010, .015, .017, .018, .019, .020 and .025". Metric: .05, .08, .10, .15, .20, .25, .38, .432, .457, .483, .50 and .63 mm. Flat Blade SAE: .020, .025, .028, .030, .035 and .040". Metric: .50, .64, .70, .75, .88 and 1.02 mm |
| W131C* 15 Blades | 6 | 192 | CRD | SAE: .002, .003, .004, .005, .006, .008, .011, .012, .013, .014, .016, .018, .020, .022 and .025". Metric: .05, .08, .10, .13, .15, .20, .28, .30, .33, .35, .40, .45, .50, .55 and .63 mm. |

STANDARD FEELER GAUGES

- Check for accurate clearance on ignition points, valve lash, etc.
- SAE and Metric sizes.



**W80527/
W80528**

| | | | | |
|-----------------------------|----|-----|-----|---|
| W80527* 25 Blades | 12 | 192 | CRD | Metric: .04, .05, .06, .07, .08, .09, .10, .15, .20, .25, .30, .35, .40, .45, .50, .55, .60, .65, .70, .75, .80, .85, .90, .95 and 1.00 mm |
| W80528* 26 Blades | 12 | 192 | CRD | SAE: .0015, .002, .0025, .003, .004, .005, .006, .007, .008, .009, .010, .011, .012, .013, .014, .015, .016, .017, .018, .019, .020, .021, .022, .023, .024 and .025". Metric: .038, .051, .064, .076, .102, .127, .152, .178, .203, .229, .254, .279, .305, .330, .356, .381, .406, .432, .457, .483, .508, .533, .559, .584, .610 and .635 mm |



W80526
non magnetic
brass blades.

| | | | | |
|-----------------------------|----|-----|-----|--|
| W80526* 6 Blades | 12 | 192 | CRD | SAE: .006, .008, .010, .012, .014 and .016". Metric: .152, .203, .254, .305, .356 and .406 mm |
| W80525* 17 Blades | 12 | 192 | CRD | SAE: .010, .012, .013, .015, .016, .017, .018, .019, .020, .022, .024, .025, .026, .028, .030, .032 and .035" |
| W80541* 20 Blades | 6 | 36 | CRD | SAE: .002, .004, .006, .008, .010, .012, .014, .016, .018, .020, .022, .024, .026, .028, .030, .032, .034, .036, .038, .040" |

See Engine section for tappet gauges

SPECIALTY


COMBINATION TUNE-UP GAUGE

- Features 12 straight steel blades, 6 straight brass blades, 6 wire test loops, and electrode adjuster.



W80529

| Item # | IP | MP | PKG | Sizes |
|--|----|-----|-----|---|
| W80529* 18 Blades 6 Loops | 12 | 192 | CRD | Steel Blade SAE: .010, .012, .015, .016, .017, .018, .019, .020, .022, .024, .025 and .026". Metric: .254, .305, .381, .406, .432, .457, .483, .508, .559, .610, .635 and .660 mm. Magnetic Blade SAE: .006, .008, .010, .012, .014 and .016". Metric: .152, .203, .254, .305, .356 and .406 mm. Wire Test Loop SAE: .025, .030, .034, .035, .040 and .045" |



W80541

12 x
1/2"

W80526

W80525
1-1/2 x
1/4"

GO/NO-GO GAUGE

- 22 hardened and tempered high quality steel two step ground blades.



W80524

TAPPET/IGNITION FEELER GAUGE

- Features 18 hardened and tempered high quality steel blades.



W84602

TAPPET GAUGE

- 12 hardened and tempered high quality offset tip steel blades.



W130C

| Item # | IP | MP | PKG | |
|----------------|----|-----|-----|---|
| W80524* | 12 | 192 | CRD | .004/.006 (.102/.152mm), .005/.007 (.127/.178mm), .006/.008 (.152/.203mm), .007/.009 (.178/.229mm), .008/.010 (.203/.254mm), .009/.011 (.229/.279mm), .010/.012 (.254/.305mm), .011/.013 (.279/.330mm), .012/.014 (.305/.356mm), .013/.015 (.330/.381mm), .014/.016 (.356/.406mm), .015/.017 (.381/.432mm), .016/.018 (.406/.457mm), .017/.019 (.432/.483mm), .018/.020 (.457/.508mm), .019/.021 (.483/.533mm), .020/.022 (.508/.559mm), .021/.023 (.533/.584mm), .022/.024 (.559/.610mm), .023/.025 (.584/.635mm), .024/.026 (.610/.660mm), .025/.027" (.635/.686mm) |
| W84602* | 12 | 144 | CRD | Tappet Blade SAE: .004, .005, .006, .007, .008, .009, .010, .012, .013 and .015". Metric: .102, .127, .152, .178, .203, .229, .254, .305, .330, .381 mm. Ignition Blade SAE: .012, .015, .018, .020, .022, .025, .030, .040". Metric: .305, .381, .457, .508, .559, .635, .762 and 1.02 mm |
| W130C* | 6 | 192 | CRD | SAE: .008, .010, .012, .013, .014, .015, .016, .018, .019, .020, .025, .026". Metric: .203, .254, .305, .330, .356, .381, .406, .457, .483, .508, .635, .660mm |

SPARK PLUG RETHREAD KIT

- Used to repair damaged threads of spark plug holes.
- Heat treated alloy steel construction.

| Item # | IP | MP | PKG | Thread | Inserts |
|----------------|----|----|-----|------------|----------------------|
| W83164* | 12 | 96 | CRD | M14 x 1.25 | 3/8, 7/16, 1/2, 3/4" |
| W80537* | 6 | 72 | CRD | M14 x 1.25 | |

W83164

Includes 3/8, 7/16, 1/2 and 3/4" reach inserts. Turn with a 3/4" wrench or socket.



SPECIALTY

SPARK PLUG HOLE CHASER LIMITED ACCESS

- The narrow profile and long length allows access to spark plug holes in confined spaces.
- Use with 3/8" drive ratchet and extension.

| Item # | IP | MP | PKG | Thread |
|----------------|----|----|-----|---------------------------|
| W83193* | 12 | 96 | CRD | M14 x 1.25 Limited Access |

W83193

SPARK PLUG HOLE CHASER

- Quickly and easily cleans dirt, carbon and metal particles from spark plug hole.

| Item # | IP | MP | PKG | Thread |
|----------------|----|----|-----|------------------------|
| W80539* | 6 | 72 | CRD | M14 x 1.25 & M18 x 1.5 |
| W83163* | 12 | 96 | CRD | M10 x 1.0 & M14 x 1.25 |

W83163

OXYGEN SENSOR THREAD CHASER

- Cleans threads in oxygen sensor holes.
- Size M18 x 1.5 also works on M18 x 1.5 spark plug threads.

| Item # | IP | MP | PKG | Thread |
|----------------|----|-----|-----|-----------|
| W84006* | 12 | 144 | CRD | M18 X 1.5 |

Use with 3/4" hex socket or 3/8" square drive.



W84006

Not to be used as a tap. Not for impact use.

CAN OBDII DIAGNOSTIC SCAN TOOLS

- Works with MOST 1996 and later include American, European and Asian cars.
- Supports all OBD2 protocols including the newer (CAN) Controller Area Network.
- Reads and displays your (DTC) Diagnostic Trouble Codes on an easy to read screen.
- Erases (DTC) trouble codes and resets the OBD2 system.
- Turns off check engine light (MIL).
- No batteries needed (powered via cable).
- Includes a user manual with the most current trouble codes.

Displays code number and description.



W2976



W2977

| Item # | IP | MP | PKG |
|--------|----|----|------------------|
| W2976* | 10 | 60 | DBL Multilingual |
| W2977* | 10 | 60 | DBL |

Supports five languages including; English, Spanish, German, French, and Dutch.

DIGITAL LASER TACHOMETER

- Use to accurately measure the RPM without touching the object, displays it on a LCD screen.
- Measures the rotational speed with a visible red LED beam.
- High intensity class II laser measures from 2.5 - 99,999 RPM.
- Auto zero adjustment, stores last, minimum and maximum readings.
- Includes a handy storage case, 9v battery, 24" of reflective tape to aid measurements and operating manual.



| Item # | IP | MP | PKG | Testing Range (RPM) | Resolving Power (RPM) | Accuracy | Sampling Time | Battery | |
|---------|----|----|-----|---------------------|-----------------------|----------|---------------|---------|------|
| | | | | | | | | Qty. | Type |
| W89719* | 1 | 50 | DBL | 2.5 to 99,999 | 0.1 (2.5 to 999.9) | ±0.05% | 0.8s | 1 | 9V |

INFRARED THERMOMETERS

- Measures surface temperature without making contact.
- Easy to read large digital display with backlight.
- Laser pointer for accurate use.
- Fahrenheit or Celsius readings.
- Battery included.



W89722



| Item # | IP | MP | PKG | Temperature Range | | Distance Spot Ratio | Accuracy | Battery | |
|---------|----|----|-----|-------------------|------------|---------------------|----------|---------|------|
| | | | | °F | °C | | | Qty. | Type |
| W89720* | 5 | 20 | CLM | 0 to 960 | -18 to 520 | 8:1 | ±1.5% | 1 | 9V |
| W89721* | 10 | 20 | CLM | -58 to 1022 | -50 to 550 | 12:1 | ±1.5% | 2 | AAA |
| W89722* | 10 | 60 | CLM | -58 to 788 | -50 to 420 | 12:1 | ±1.5% | 1 | 9V |

DIGITAL THERMOMETER

- Displays digital temperature quickly and accurately.
- Large easy-to-read display window.
- Auto shut-off after 3 minutes.
- Stainless steel probe resists rust and corrosion.



W89723

| Item # | IP | MP | PKG | Temperature Range |
|---------|----|----|-----|-------------------|
| | | | | °F |
| W89723* | 6 | 72 | CRD | -40 to 390 |

DIGITAL ADVANCE TIMING LIGHT

- Professional set initial and advance timing to obtain total timing and peak performance.
- Super bright xenon flash, and LED display.
- Designed for precise tuning and diagnostic work.
- Display engine speed up to 9,000 RPM, and ignition spark advance from 0-90°.
- Push button control to adjust advance and switch between 4 and 2 cycle engines.
- Tough ABS shell, 37" inductive pickup leads and works with 12 volt systems.

| Item # | IP | MP | PKG |
|----------------|----|----|-----|
| W80587* | 1 | 10 | CLM |



SELF-POWERED TIMING LIGHT

- Detachable inductive pick up can be easily hooked up.
- Designed for all gas engines, outdoor power equipment, motorcycle, snow mobile, mowers and tractors.
- Works with magnetos.

| Item # | IP | MP | PKG | Battery | |
|----------------|----|----|-----|---------|------|
| | | | | Qty. | Type |
| W80578* | 6 | 24 | CRD | 2 | D |



REMOTE STARTER SWITCHES

- Allows one person to start and crank the engine from either side of the vehicle.
- A high current push button switch provides long life and reliable operation.
- A red light glows when starter switch is connected to a hot circuit.
- High current clips with protective boots.

Features above apply to W80586 model only

| Item # | | IP | MP | PKG | Length |
|----------------|------------|----|----|-----|--------|
| W80586* | Heavy Duty | 6 | 24 | CRD | 5' |
| W80581* | Economy | 6 | 48 | CRD | 5' |

W80586
12-gauge oil and grease resistant wire.



W80581

COMPUTER MEMORY KEEPER

- For maintaining voltage continuity to engine computer, clock, and radio memory when vehicle battery is disconnected.
- Retains radio presets, ECM codes, and learned procedures up to four hours.
- Plugs into vehicle's utility plug.
- Uses 9 volt battery (not included).

| Item # | IP | MP | PKG | W89203 |
|----------------|----|-----|-----|--------|
| W89203* | 12 | 144 | CRD | |



AUTOMOTIVE STETHOSCOPE

- Helps identify noises in automotive assemblies including engine, transmission, rear axle, transfer case, valve train, etc.
- Super sensitive.

| Item # | IP | MP | PKG |
|----------------|----|----|-------------------|
| W80582* | 6 | 48 | CRD 11" probe tip |



W80582

SPECIALTY

COMPRESSION & VACUUM

DELUXE COMPRESSION TESTER KIT

- Deluxe compression tester for gas engines. 2-1/2" gauge with quick disconnect ends.
- 5 threaded adapters to cover most gas engines.
- Includes the hard to find 16mm x 1-1/2" adapter.



| Item # | IP | MP | PKG | Gauge | | Hoses | Tube | Adapters | | |
|---------|----|----|-----|--------|-----|-------|------------------|----------|----------|----------|
| | | | | Size | PSI | | | 1.0 | 1.25 | 1.5 |
| W80584* | 1 | 12 | CBX | 2-1/2" | 300 | 17" | Straight, Offset | 10mm | 12, 14mm | 16, 18mm |

LEAK DOWN TEST KIT

- Helps identify causes of low cylinder compression.
- Adjustable pressure regulator.



| Item # | IP | MP | PKG | Gauges | | | Hoses | | Adapter | |
|---------|----|----|-----|--------|-----|-----|---------|-----------|---------|------|
| | | | | Sizes | PSI | Bar | Adapter | Extension | 1.25 | 1.5 |
| W89729* | 1 | 5 | CBX | 2-1/2" | 100 | 7 | 20" | 8" | 12mm | 14mm |

VACUUM PUMP KITS

- Bleeds brakes, tests vacuum switches and removes fluids.
- Durable steel construction.
- Includes tubes, various adapters and containers.

Also includes 6 tapered hose adapters, "T" hose connector, straight hose connector, 2 brake bleeder valve adapters, universal cup adapter, vacuum hose adapter, 2 plugs and 2 jar lids.

W89727



W87031



One person brake bleeding and automotive test kit. Test Ignition timing, chokes, mechanical fuel pumps, and other vacuum actuated accessories.

| Item # | IP | MP | PKG | Gauge | Vacuum | | Clear Hose | | Reservoir |
|---------|----|----|-----|-------|--------|-------|-----------------|------|-----------|
| | | | | | in/Hg | cm/Hg | Lengths | I.D. | |
| W89727* | 1 | 10 | CBX | 2" | 30 | 76 | 23" (2), 3" (2) | 1/4" | 4 oz. |
| W87031* | 1 | 10 | CLM | 2" | 25 | 63.5 | 23" (2), 3" (2) | 1/4" | 4 oz. |

PROFESSIONAL VACUUM PUMP

- Vacuum tool can test and diagnose a wide variety of parts and common systems on any vehicle.
- Complete kit includes accessories for both brake bleeding and automotive diagnosis.
- Test Ignition timing, chokes, mechanical fuel pumps, and other vacuum actuated accessories.
- Vacuum gauge scales is in inches of Mercury (Hg).

Also includes 6 tapered hose adapters, "T" hose connector, straight hose connector, 2 brake bleeder valve adapters, universal cup adapter, vacuum hose adapter, 2 plugs and 2 jar lids.



| Item # | IP | MP | PKG | Gauge | Vacuum | | Clear Hose | | Reservoir |
|---------|----|----|-----|-------|--------|-------|---------------------|------|-----------|
| | | | | | in/Hg | cm/Hg | Lengths | I.D. | |
| W87030* | 1 | 10 | DBL | 2" | 30 | 76 | 23" (2), 3" (2), 2" | 1/4" | 4 oz. |

BLK: Bulk | CAS: Storage Case | CBX: Color Box | CRD: Carded | CLM: Clamshell | DBL: Double Blister
LAB: Color Label | RAC: Storage Rack | SHK: Shrink Wrap | SLV: Sleeve | TAB: Hang Tab | WBX: White Box

COMPRESSION TESTERS

- Checks cylinder compression on snowmobiles, motorcycles, outboards, lawn equipment and most gas engines.

Large easy to read gauge.



W80580

Tapered rubber tip fits all common spark plug holes.



| Item # | IP | MP | PKG | PSI | kg/cm2 |
|---------------------------|----|----|-----|-----|--------|
| W80579* Flex Drive | 12 | 48 | CRD | 300 | 21 |
| W80580* | 6 | 48 | CRD | 300 | 21 |

Fits 14mm & 18mm spark plug threads.



Equipped with air-hold valve and gauge reset button.

W80579
12" flexible rubber hose.

COMPRESSION TESTER SPARK PLUG ADAPTER SET

- Kit contains the necessary sizes to test compression most gas engines.
- Snowmobiles, motorcycles, outboards, lawn equipment and much more.
- Rubber o-rings insure a positive seal and accurate readings.
- Fits our compression tester W80579 and others with a 14mm x 1.25 male thread.



| Item # | IP | MP | PKG | Sizes |
|----------------|----|----|-----|---|
| W80577* | 12 | 72 | CRD | 10mm x 1.0, 12mm x 1.25, 18mm x 1.5 and the special 16mm x 1.5 Ford adapter |

AIR VALVE HOLDERS

- Fits 14mm & 18mm spark plug holes, and 1/4-NPT air hose.
- Allows service of overhead valve components without removing head from engine block.
- Use in conjunction with Valve Spring Compressor (Performance Tool # W84001 or W84002).



W84005
14mm & 18mm



W84003

Fits 14mm & 18mm spark plug holes, and 1/4-NPT air hose.

VACUUM & FUEL PUMP TESTER

- Checks for sticking valves, valve timing and burnt valves or insufficient valve tappet clearance.
- Detect weak valve springs, worn valve stem guides or leaking head gasket.
- Check fuel pump suction or pressure.
- Tests settings of the carburetor.
- Quick, accurate testing for a variety of applications.



| Item # | IP | MP | PKG | Gauge | Vacuum | | Hose | |
|----------------|----|----|-----|--------|--------|-------|--------|------|
| | | | | | in/Hg | mm/Hg | Length | I.D. |
| W80594* | 12 | 48 | CRD | 2-1/4" | 30 | 761 | 24" | 1/4" |

SPECIALTY

DIESEL & FUEL INJECTION

DIESEL COMPRESSION TEST KIT

- Tests compression through both glow plug and injector holes.
- Includes adapters for popular Asian, European and Domestic cars and trucks.

| | | Qty |
|----------------|---------------------------------|-----|
| Quick Couplers | 7/16"-20 (F) | 3 |
| | ZG 1/8" (M) | 1 |
| Adapters | M12 x 1.25 (M)-7/16"-20 (M) | 3 |
| | M12 x 1.25 (F)-M18 x 1.5 (M) | 2 |
| | M10 x 1 (M) | 1 |
| | M10 x 1.25 Short | 1 |
| | M10 x 1.25 Long | 1 |
| | ZG 1/8" (F)-M24 x 2 (M) | 1 |
| | ZG 1/8" (M)-M24 x 1.5 (M) | 1 |
| Connector | Adapter Sleeve | 1 |
| | 7/16"-20 (M)-7/16" x 20 (F) 90° | 1 |
| Additional | Quick Connect with Ball Tip | 1 |
| | 1/2"-19 Lock Nut | 1 |
| | Copper Washers | 2 |



| Item # | IP | MP | PKG | Gauge | | | | Hose w/Coupler | | | |
|----------------|----|----|-----|--------|-------|-------|----|----------------|--------|------|--|
| | | | | Dia. | PSI | kPa | ± | Length | I.D. | NPT | |
| W89731* | 1 | 5 | CBX | 2-1/2" | 1,000 | 7,000 | 2% | 16" | 15/64" | 1/8" | |

DIESEL COMPRESSION TESTER KIT

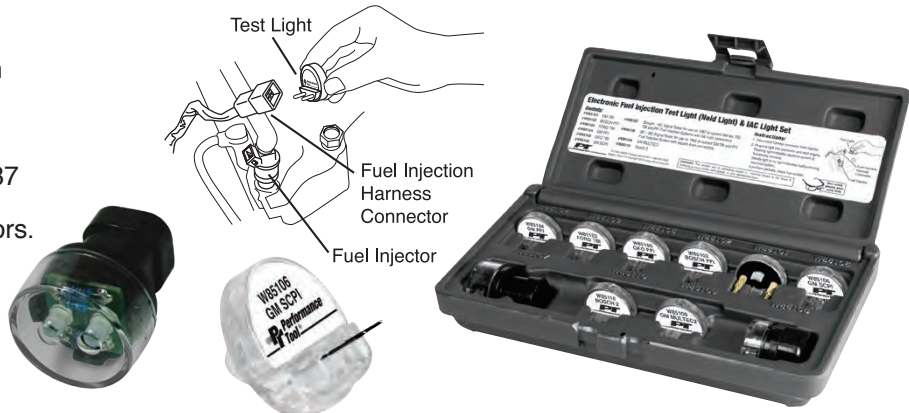
- Diesel compression Tester set includes all the necessary components to test diesel compression on most diesel trucks, cars and tractors.
- Constructed of durable carbon steel with a chrome plated gauge for accurate measurements in harsh environments.
- Swivel end coupler allows quick and easy change-out of adapters.
- Includes adapters for most diesel engines including farm equipment.



| Item # | IP | MP | PKG | Gauge | | | Hose w/Coupler | | | |
|----------------|----|----|-----|-------|-------|-----|----------------|---------|--|--|
| | | | | Dia. | PSI | Bar | ± | Length | | |
| W89735* | 1 | 3 | CAS | 3" | 1,000 | 70 | 2% | 14-1/2" | | |

NOID & IAC LIGHT SETS

- Tests electronic fuel injection systems on GM TBI, Bosch PFI, Ford TBI, GM PFI, Geo TBI, GM SCPI, Bosch 2 and GM MULTEC2 equipped vehicles.
- Straight IAC Signal Tester for use on 1987 to current GM No. 700 TBI and PFI Fuel Injection Systems with flat 4 pin connectors.
- 90° IAC Signal Tester for use on 1982 to current GM TBI and PFI Fuel Injection System with square 4 pin connectors.





| Item # | IP | MP | PKG | GM | TBI | | | PFI | | SCPI | | MULTEC2 | | IAC | |
|----------------|----|----|-----|-------|------|-----|----|-------|----|------|---------|----------|-----|-----|--|
| | | | | | Ford | Geo | GM | Bosch | GM | GM | Bosch 2 | Straight | 90° | | |
| W89500* | 6 | 24 | CBX | 6-PC | x | x | x | x | x | x | - | - | - | - | |
| W89501* | 6 | 36 | CBX | 10-PC | x | x | x | x | x | x | x | x | x | x | |

BLK: Bulk | **CAS:** Storage Case | **CBX:** Color Box | **CRD:** Carded | **CLM:** Clamshell | **DBL:** Double Blister
LAB: Color Label | **RAC:** Storage Rack | **SHK:** Shrink Wrap | **SLV:** Sleeve | **TAB:** Hang Tab | **WBX:** White Box

MASTER FUEL INJECTION TEST KIT

- Quickly and accurately diagnose fuel injection problems.
- Adapters for most foreign and domestic fuel systems.
- Includes universal inline adapter for unique systems.

| # | Adapters | # | Adapters |
|----|--|----|------------------------------------|
| 1 | Gauge w/Boot & Hang-Up Hook | | |
| 2 | GM 2.5L & 5.7L Fuel Injection Pressure Test | 17 | 8mm - 1.00 (M) with O-Ring |
| 3 | GM 2.2L Fuel Injection Pressure Test Adapter | 18 | 8mm - 1.00 (M) (Long) |
| 4 | Hose Clamps & Hoses | 19 | 10mm - 1.00 (F) |
| 5 | GM TBI Fuel Pressure | 20 | 10mm - 1.00 (M) |
| 6 | Seals, Tank Valve & Gasket | 21 | 12mm-1.50 (F) Swivel |
| 7 | Double End Barbed Hose | 22 | 14mm-1.50 (M) & (F) Swivel |
| 8 | Single End Barbed Hose | 23 | 1/4" BSPT (M) & (F) Swivel |
| 9 | 6mm-1.00 Honda & Acura Multi-Port (PGM-FI) | 24 | 16mm-1.50 (M) & (F) Swivel |
| 10 | 8mm - 1.00 Banjo Bolt | 25 | Pressure Testing & Bleed-Off Assy. |
| 11 | 10mm - 1.00 Banjo Bolt | 26 | Schrader Valve for Ford |
| 12 | 12mm - 1.25 Banjo Bolt | 27 | Schrader Valve for GM & Chrysler |
| 13 | 12mm - 1.50 Banjo Bolt | 28 | 5/16" Hair Pin for Ford CFI |
| 14 | 14mm - 1.50 Banjo Bolt | 29 | 3/8" Hair Pin for GM & Chrysler |
| 15 | 8mm - 1.00 (Long) | 30 | Spring Lock for Ford EFI |
| 16 | 8mm - 1.00 (F) | 31 | CIS Testing Assy. w/Ball Valve |



| Item # | IP | MP | PKG | Gauge | | |
|----------------|----|----|-----|-------|-----|-----|
| | | | | Dia. | PSI | Bar |
| W89726* | 1 | 4 | CBX | 4" | 100 | 7 |

FUEL INJECTION PRESSURE TESTER

- Quickly and accurately diagnose drivability problems relating to the fuel injection system.
- Identify low pressure, faulty pressure regulator, leaking injectors, leaks or clogged fuel filters.
- Includes Ford, GM and Chrysler test adapters and a Tee adapter for import vehicles and 6' bleed-off hose with solid brass fittings.



| Item # | IP | MP | PKG | Gauge | | | Hose w/Coupler | |
|----------------|----|----|-----|-------|-----|-----|----------------|------|
| | | | | Dia. | PSI | Bar | Length | I.D. |
| W80595* | 6 | 24 | DBL | 2" | 100 | 7 | 16" | 1/4" |

PROFESSIONAL DEF TESTER

- Professional disc type DEF, Diesel Exhaust Fluid tester.
- For most diesel power cars, light duty and semi-trucks from 2010 to current.
- Design to test the urea purity to maintained 32.5 percent.
- Floating discs will accurately display urea levels.



| Item # | IP | MP | PKG |
|----------------|----|----|-----|
| W16500* | 6 | 24 | CRD |

SPECIALTY

COOLING SYSTEM

COOLING SYSTEM PRESSURE TESTER

- Quickly reveals external cooling system leaks.
- Detects internal engine leaks caused by blown head gaskets and/or cracked block or heads.
- Includes high quality hand pump and 12 adapters to fit the most popular domestic/import cars & light trucks.



| Item # | IP | MP | PKG | Dia. | Gauge | | Hose |
|---------|----|----|-----|------|-------|------|--------|
| | | | | | PSI | Bar | Length |
| W89733* | 1 | 5 | CBX | 3" | 35 | 2.5" | 21" |

UNIVERSAL COOLANT FILLING SET

- Efficiently refill and bleed the cooling system on passenger and light commercial vehicles.
- Raises the coolant filler point for removal of air pockets trapped in the cooling system.
- Clear air locks on vehicles that have radiators mounted lower than the intake manifold.
- Filler Cone features brass flow shut off valve, air bleeder line and built-in handle.



| Item # | IP | MP | PKG | Adapters |
|---------|----|----|-----|--|
| W89738* | 1 | 10 | CBX | 31mm, 35mm, 40mm, 42mm and 45mm and a cone design for Asian vehicles |

PLASTIC RADIATOR FILLER

- Tough polyethylene won't damage automotive finishes.
- Impervious to oil, gasoline and antifreeze.



| Item # | IP | MP | PKG | Capacity |
|---------|----|----|-----|-------------|
| W54273* | 1 | 4 | LAB | 2.5 Gallons |

MULTIFUNCTION REFRACTOMETER

- Refractometers measure refraction index to calculate the composition of various materials.
- Measurements are on the Brix scale in varying ranges depending on what's tested.
- Measures DEF, Ethylene Glycol, Propylene Glycol, Battery Fluid, and Cleaning Fluids. ATC (Automatic Temperature Compensation).
- Heavy duty lightweight aluminum construction, includes a protective storage case.



| Item # | IP | MP | PKG |
|---------|----|----|-----|
| W80158* | 1 | 20 | CLM |

BLK: Bulk | CAS: Storage Case | CBX: Color Box | CRD: Carded | CLM: Clamshell | DBL: Double Blister
LAB: Color Label | RAC: Storage Rack | SHK: Shrink Wrap | SLV: Sleeve | TAB: Hang Tab | WBX: White Box

ANTIFREEZE TESTERS

W1655C

Color coded balls for easy readings.



W1656C

Freezing to boiling points for anti-freeze, calibrated in °C and °F.



W1660C

Easy to use, precise color coded glass float indicates anti-freeze content.



W1654C

Color coded indicator float.



| Item # | IP | MP | PKG |
|---|----|-----|-----|
| W1656C* Dial | 6 | 72 | CRD |
| W1655C* Mini Tube | 24 | 288 | CRD |
| W1654C* Tube | 6 | 72 | CRD |
| W1660C* Temperature Compensation | 6 | 72 | CRD |

R1234YF A/C MANIFOLD SET

- Use for testing systems with the new R1234YF refrigerant.
- Easy to read temperature scales on 3-1/8 gauge face Bar, PSI, F Deg., C Deg.
- 72 inch yellow hose with the special 1/2 x 16 left hand acme thread specifically for R1234YF tanks.



| Item # | IP | MP | PKG |
|----------------|----|----|-----|
| W89739* | 1 | 5 | CBX |




SPECIALTY

A/C R134A MANIFOLD TEST KIT

- 50" hose length.
- High quality brass fittings.
- 0-120 psi low side,
- 0-500 psi high side.



| Item # | IP | MP | PKG |
|----------------|----|----|-----|
| W89730* | 1 | 5 | CBX |



WINDSHIELD NOZZLE CLEANER

- Use to clear obstructions and realign the windshield washer spray nozzle.
- The different tips easily pierces, adjust or remove debris that's causing blockage or poor aim.
- Knurled body provides precision grip and control.



| Item # | IP | MP | PKG |
|----------------|----|-----|-----|
| W86558* | 48 | 288 | CRD |

MECHANIC'S TOOL SETS

134-PC MECHANIC'S TOOL SET

- Features high torque, quick release, 72 gear teeth ratchets that allow for a 5 degree sweep.
- 6pt SAE and Metric standard and deep wall sockets in 1/4 and 3/8" drive sizes.
- Chrome vanadium alloy steel for strength and durability.



Includes blow mold storage/carrying cases.

| Item # | IP | MP | PKG |
|---------|----|----|-----|
| W30501* | 1 | 4 | CBX |

| | 1/4" Drive | 3/8" Drive | Additional Contents |
|------------------|---|--|---|
| Standard Sockets | 5/32, 3/16, 7/32, 1/4, 9/32, 5/16, 11/32, 3/8, 7/16, 1/2, 9/16" 4, 4.5, 5, 5.5, 6, 7, 8, 9, 10, 11, 12, 13, 14 mm | 1/4, 5/16, 3/8, 7/16, 1/2, 9/16, 5/8, 11/16, 3/4, 13/16, 7/8" 6, 7, 8, 9, 10, 11, 12, 13, 14, 15, 16, 17, 18, 19 mm | 1/4" spinner handle, 3" x 1/4" & 3/8" Dr. extensions, 1/4, 3/8" Dr. 72T Ratchets, 1/4" Dr. bit coupler. 1/4" Dr. adapter, 5/8" Spark plug socket. |
| Deep Sockets | 5/32, 3/16, 7/32, 1/4, 9/32, 5/16, 11/32, 3/8, 7/16, 1/2" 4, 5, 6, 7, 8, 9, 10, 11, 12, 13 mm | 5/16, 3/8, 7/16, 1/2, 9/16" 9, 10, 12, 13 mm | |
| Hex Keys | 1/16, 5/64, 3/32, 1/8, 5/32, 3/16, 7/32, 1/4" 1.5, 2, 2.5, 3, 4, 5, 5.5, 6 mm | | |
| 1/4" Hex Bits | Hex: 2.5, 3, 4, 5, 5.5, 6 mm, 3/32, 1/8, 5/32, 3/16, 7/32, 1/4" Star: T10, T15, T20, T25, T27, T30, T40 Phillips: #0, #1, #2 & #3 | Slotted: 1/8, 3/16, 1/4" | |
| | | | Pozi : PZ1, PZ2, PZ3 Square: S1, S2, S3 |

155-PC MECHANIC'S TOOL SET

- Features high torque, quick release, 72 gear teeth ratchets that allow for a 5 degree sweep.
- 6pt SAE and Metric standard and deep wall sockets in 1/4 and 3/8" drive sizes.
- Chrome vanadium alloy steel for strength and durability.



Includes blow mold storage/carrying cases.

| Item # | IP | MP | PKG |
|---------|----|----|-----|
| W30502* | 1 | 4 | CBX |

| | 1/4" Drive | 3/8" Drive | Additional Contents |
|------------------|--|---|---|
| Standard Sockets | 5/32, 3/16, 7/32, 1/4, 9/32, 5/16, 11/32, 3/8, 7/16, 1/2, 9/16" 4, 4.5, 5, 5.5, 6, 7, 8, 9, 10, 11, 12, 13, 14 mm | 1/4, 5/16, 3/8, 7/16, 1/2, 9/16, 5/8, 11/16" 6, 7, 8, 9, 10, 11, 12, 13, 14, 15, 16, 17 mm | 1/4" spinner handle, 3" x 1/4" & 3/8" Dr. extensions, 1/4, 3/8" Dr. 72T Ratchets, 1/4" Dr. bit coupler. 1/4" Dr. adapter, 5/8" Spark plug socket. |
| Deep Sockets | 5/32, 3/16, 7/32, 1/4, 9/32, 5/16, 11/32, 3/8, 7/16, 1/2, 9/16" 4, 5, 6, 7, 8, 9, 10, 11, 12, 13, 14 mm | 3/8, 7/16, 1/2, 9/16" 10, 12, 13, 14 mm | |
| Wrenches | 3/8, 1/2, 9/16, 5/8" | 10, 11, 12, 13 mm | |
| Hex Keys | 1/16, 5/64, 3/32, 1/8, 5/32, 3/16, 7/32, 1/4" 1.5, 2, 2.5, 3, 4, 5, 5.5, 6 mm | | |
| 1/4" Hex Bits | Star: T10, T15, T20, T25, T27, T30, T40, TR8, TR10, TR15, TR20, TR25, TR27, TR30, TR35, TR40 Hex: 1/16, 5/64, 3/32, 1/8, 5/32, 3/16, 7/32, 1/4", 2.5, 3, 4, 5, 6mm Phillips: #0, #1, #2 & #3 | Slotted: 1/8, 3/16, 1/4" | Square: S1, S2, S3 |
| Nut Driver Bit | 7/32, 1/4, 5/16, 11/32, 3/8, 7/16", 6, 7, 8, 10mm. | | |

HAND TOOLS

210-PC MECHANIC'S TOOL SET

- Features three high torque, quick release, 72 gear teeth ratchets that allow for a 5 degree sweep.
- 6pt SAE and Metric standard and deep wall sockets in 1/4, 3/8 and 1/2" drive sizes.
- Chrome vanadium alloy steel for strength and durability.



Includes blow mold storage/carrying cases.



| Item # | IP | MP | PKG |
|----------------|----|----|-----|
| W30503* | 1 | 3 | CBX |

| | 1/4" Drive | 3/8" Drive | 1/2" Drive | Additional Contents |
|------------------|---|--|---|--|
| Standard Sockets | 5/32, 3/16, 7/32, 1/4, 9/32, 5/16, 11/32, 3/8, 7/16, 1/2" 4, 4.5, 5, 5.5, 6, 7, 8, 9, 10, 11, 12, 13, 14 mm | 1/4, 5/16, 3/8, 7/16, 1/2, 9/16, 5/8, 11/16, 3/4" 6, 7, 8, 9, 10, 11, 12, 13, 14, 15, 16, 17, 18, 19 mm | 3/8, 7/16, 1/2, 9/16, 5/8" 13, 14, 15, 16, 17 mm | 1/4" spinner handle, 3" x 1/4" & 3/8" Dr. extensions, 1/4, 3/8, 1/2" Dr. 72T Ratchets, 1/4" Dr. bit coupler. 1/4" Dr. adapter, 5/8" Spark plug socket. |
| Deep Sockets | 5/32, 3/16, 7/32, 1/4, 9/32, 5/16, 11/32, 3/8, 7/16, 1/2" 4, 5, 6, 7, 8, 9, 10, 11, 12, 13, 14 mm | 3/8, 7/16, 1/2, 9/16, 5/8" 10, 12, 14 mm | - - | |
| Wrenches | 1/4, 3/8, 7/16, 1/2, 9/16" | 6, 8, 10, 12, 13 mm | | |
| Hex Keys | 0.05, 1/16, 5/64, 3/32 (2), 7/64, 1/8 (2), 9/64 (2), 5/32, 3/16, 7/32, 1/4" 1.3 (2), 1.5 (2), 2 (2), 2.5 (2), 3 (2), 4 (2), 5, 6 mm | | | Star keys: T10, T15, T20, T25, T27, T30, T40 |
| 1/4" Hex Bits | T10, T15, T20, T25, T27, T30, T40, TR15, TR20, TR25, TR27, TR30, TR40 3/32, 1/8, 5/32, 3/16, 7/32, 1/4", 2.5, 3, 4, 5, 5.5, 6 mm | | | Pozi :PZ1, PZ2, PZ3 |
| | Phillips: #0 (2), #1 (3), #2 (3), #3 (3) | Slotted: 1/8, 5/32, 3/16, 7/32, 1/4", 3, 4, 5, 5.5, 6mm | | Square: S1 (2), S2 (2), S3 (2) |
| Nut Driver Bit | 5/32, 3/16, 7/32, 1/4, 9/32, 5/16, 11/32, 3/8, 7/16", 5, 5.5, 6, 7, 8, 9, 10, 12mm | | | |

114-PC MECHANIC'S TOOL SET

- Features three high torque, quick release, 72 gear teeth ratchets that allow for a 5 degree sweep.
- 6pt SAE and Metric standard and deep wall sockets in 1/4, 3/8 and 1/2" drive sizes.
- Chrome vanadium alloy steel for strength and durability.



Includes blow mold storage/carrying cases.



HAND TOOLS

| Item # | IP | MP | PKG |
|----------------|----|----|-----|
| W30504* | 1 | 3 | CBX |

| | 1/4" Drive | 3/8" Drive | 1/2" Drive | Additional Contents |
|------------------|---|---|--|---|
| Standard Sockets | 5/32, 3/16, 7/32, 1/4, 9/32, 5/16, 11/32, 3/8, 7/16, 1/2" 4, 4.5, 5, 5.5, 6, 7, 8, 9, 10, 11, 12, 13 mm | 3/8, 7/16, 1/2, 9/16, 5/8, 11/16, 3/4" 10, 11, 12, 13, 14, 15, 17 mm | 3/8, 1/2, 5/8, 7/8, 15/16, 1" 12, 13, 14, 17, 18 mm | 2 & 4" x 1/4" Dr., 3 & 4" x 3/8" Dr. & 5" x 1/2" Dr. extensions; 3/8(M) x 1/2(F) & 1/4(M) x 3/8(F) adapters, 1/4, 3/8, 1/2" Dr. 72T Ratchets, 1/4" Dr. bit coupler. |
| Deep Sockets | - | 3/8, 7/16, 1/2, 5/8, 3/4" 10, 12, 13, 15, 17 mm | | |
| Wrenches | 3/8, 7/16, 1/2, 9/16, 5/8" | 10, 12, 13, 14, 15 mm | | |
| Hex Keys | 1/16, 5/64, 3/32, 1/8, 5/32, 3/16, 7/32, 1/4" 1.5, 2, 2.5, 3, 4, 5, 5.5, 6mm | | | |
| 1/4" Hex Bits | T10, T15, T20, T25, T27, T30, T40 Phillips: #0, #1, #2, #3 Slotted: 1/8, 3/16, 1/4" Hex: 2.5, 3, 4, 5, 6mm | | | |

SOCKET & RATCHET SETS

36-PC 1/4 IN. DR. MECHANIC'S SET

- Socket openings are designed to reduce fastener rounding.
- Chrome vanadium alloy steel construction for strength and durability.
- Polished nickel chrome plated finish resists corrosion.
- Features high torque quick release ratchet.
- 108 gear teeth for 3.3 degree sweep.
- Smaller head for tight areas.



| Item # | IP | MP | PKG | 6pt. Sockets | 6pt. Deep Sockets | Additional Contents |
|---------|----|----|-----|--|----------------------------------|---|
| W36905* | 1 | 10 | SLV | 5/32, 3/16, 7/32, 1/4, 9/32, 5/16, 11/32, 3/8, 7/16, 1/2" | 7/32, 1/4, 5/16, 3/8, 7/16, 1/2" | 1/4" dr. quick release ratchet 1/4" dr. spinner handle 1/4" dr. universal joint 3" extension bar |
| | | | | 4, 5, 6, 7, 8, 9, 10, 11, 12, 13mm | 4, 6, 7, 8, 10, 12mm | |

51-PC 3/8 IN. DR. MECHANIC'S SET



| Item # | IP | MP | PKG | 12pt. Sockets | 12pt. Deep Sockets | Additional Contents |
|---------|----|----|-----|--|---|---|
| W38905* | 1 | 5 | SLV | 1/4, 5/16, 3/8, 7/16, 1/2, 9/16, 5/8, 11/16, 3/4, 13/16, 7/8, 15/16" | 5/16, 3/8, 7/16, 1/2, 9/16, 5/8, 3/4, 13/16, 7/8, 15/16" | 3/8" dr. quick release ratchet 3/8" dr. universal joint, 3 and 6" extensions, 5/8 and 13/16" spark plug sockets. |
| | | | | 7, 8, 9, 10, 11, 12, 13, 14, 15, 16, 17, 18, 19mm | 8, 10, 12, 13, 14, 15, 16, 17, 18, 19mm | |

40-PC 1/2 IN. DR. MECHANIC'S SET



| Item # | IP | MP | PKG | 12pt. Sockets | 12pt. Deep Sockets | Additional Contents |
|---------|----|----|-----|---|---------------------------------------|--|
| W32905* | 1 | 3 | SLV | 1/2, 9/16, 5/8, 11/16, 3/4, 13/16, 7/8, 15/16 1, 1-1/16, 1-1/8, 1-1/4" | 9/16, 5/8, 3/4, 13/16, 7/8, 15/16" | 1/2" dr. Quick release ratchet, 15" flex handle, 1/2" dr. universal joint, 3 and 6" extensions, 5/8 and 13/16" spark plug sockets. |
| | | | | 12, 13, 14, 15, 17, 18, 19, 21, 22, 24mm | 14, 15, 17, 18, 19, 21mm | |

HAND TOOLS

1/4 IN. DR. 6 POINT SOCKET SETS

- Recessed edges, socket openings are designed to reduce fastener rounding.
- Chrome vanadium alloy steel construction for strength and durability.
- Polished nickel chrome plated finish resists corrosion.
- Features high torque quick release ratchet.
- 108 gear teeth for 3.3 degree sweep.



| Item # | IP | MP | PKG | Standard | Deep | Additional Contents |
|---------|----|----|-----|---|---|---|
| W36901* | 1 | 10 | SLV | 5/32, 3/16, 7/32, 1/4, 9/32, 5/16, 11/32, 3/8, 7/16, 1/2" | 7/32, 1/4, 9/32, 5/16, 11/32, 3/8, 7/16, 1/2" | Quick release ratchet, universal joint, |
| W36904* | 1 | 10 | SLV | 4, 5, 6, 7, 8, 9, 10, 11, 12, 13mm | 6, 7, 8, 9, 10, 11, 12, 13mm. | 2 and 6" extensions |

3/8 IN. DR. 6 POINT SOCKET SETS



| Item # | IP | MP | PKG | Standard | Deep | Spark Plug | Additional Contents |
|---------|----|----|-----|--|--|-------------|--|
| W38911* | 1 | 5 | SLV | 3/8, 7/16, 1/2, 9/16, 5/8, 11/16, 3/4" | 3/8, 7/16, 1/2, 9/16, 5/8, 11/16, 3/4" | 5/8, 13/16" | Quick release ratchet universal joint, |
| W38914* | 1 | 5 | SLV | 10, 11, 13, 14, 15, 16, 17, 19mm | 10, 11, 12, 13, 14, 15, 16, 17, 19mm | 16, 21mm | 3 and 6" extensions |

1/2 IN. DR. 6 POINT SOCKET SETS



| Item # | IP | MP | PKG | Standard | Deep | Spark Plug | Additional Contents |
|---------|----|----|-----|--|--|-------------|--|
| W32901* | 1 | 5 | SLV | 3/8, 7/16, 1/2, 9/16, 5/8, 11/16, 3/4, 13/16, 7/8, 15/16, 1" | 1/2, 9/16, 5/8, 11/16, 3/4, 13/16, 7/8, 15/16" | 5/8, 13/16" | Quick release ratchet 10" flex handle universal joint, |
| W32904* | 1 | 5 | SLV | 12, 13, 14, 16, 17, 19, 21, 22, 23, 24, 27mm | 13, 14, 15, 16, 17, 18, 19, 21mm | 16, 21mm | 3 and 5" extensions |

HAND TOOLS

SOCKET & RATCHET SETS

3/4 IN. DR. PROFESSIONAL SOCKET SETS

- Socket openings feature recessed corners to reduce fastener rounding.
- Chrome vanadium alloy steel construction for added strength and durability.
- Polished nickel chrome plated finish resists corrosion.
- Durable storage case included.

W34906



W34904

| Item # | IP | MP | PKG | 12pt. Sockets | Additional Contents |
|---------|-------|----|-----|---|--|
| W34904* | 21-PC | 1 | 2 | CBX 7/8, 15/16, 1, 1-1/16, 1-1/8, 1-3/16, 1-1/4, 1-5/16, 1-3/8, 1-7/16, 1-1/2, 1-5/8, 1-3/4, 1-13/16, 1-7/8, 2" | 72 gear teeth 19-1/2" ratchet, 18" sliding T-handle, 4, 8 and 16" extensions |
| W34906* | 16-PC | 1 | 3 | CBX 22, 23, 24, 26, 27, 29, 30, 32, 33, 35, 36, 38, 40, 41, 46, 50mm | |

3/4 IN. DR. SOCKET SETS

- Drop forged chrome plates steel.
- Includes heavy duty metal storage/carrying cases.



W1179



| Item # | IP | MP | PKG | 12pt. Sockets | Additional Contents |
|--------|-------|----|-----|---|---|
| W1180* | 21-PC | 1 | 2 | SLV 3/4, 7/8, 15/16, 1, 1-1/16, 1-1/8, 1-3/16, 1-1/4, 1-5/16, 1-3/8, 1-7/16, 1-1/2, 1-5/8, 1-3/4, 1-7/8, 2" | 43 gear teeth 20" ratchet, 18" flex handle, 4 and 8" extensions |
| W1179* | 9-PC | 1 | 3 | CBX 2-1/16, 2-1/8, 2-3/16, 2-1/4, 2-5/16, 2-3/8, 2-7/16, 2-1/2" | |

SOCKET & RATCHET SETS

- Recessed edges, socket openings are designed to reduce fastener rounding.
- Chrome vanadium alloy steel construction for strength and durability.
- Polished nickel chrome plated finish resists corrosion (except W38337).

Laser etched, double plated black sockets.

W38337



W38301



| Item # | IP | MP | PKG | Drive | Gear | 6pt. Sockets |
|----------------------|-------|----|-----|-------|------|---|
| W38304* | 21-PC | 6 | 24 | RAC | 1/4" | 43 5/32, 7/32, 1/4, 9/32, 4, 5, 6, 7, 8, 5/16, 11/32, 3/8, 9, 10, 11, 12, 7/16, 15/32, 1/2" 13mm |
| W38301* | 19-PC | 6 | 24 | RAC | 3/8" | 45 3/8, 7/16, 15/32, 1/2, 9, 10, 11, 12, 9/16, 5/8, 11/16, 3/4, 13, 14, 15, 13/16" 17, 19mm |
| W38337* Black Skt | 19-PC | 6 | 24 | RAC | 3/8" | 72 5/16, 3/8, 7/16, 1/2, 9, 10, 11, 12, 9/16, 5/8, 11/16, 3/4, 13, 14, 15, 13/16" 17, 19mm |
| W38302* | 17-PC | 6 | 12 | RAC | 1/2" | 45 3/8, 7/16, 1/2, 9/16, 10, 11, 12, 5/8, 11/16, 3/4, 13, 14, 15, 13/16" 17, 19mm |

53-PC SOCKET & BIT DRIVER SET

- The 1/4" dr. mechanics style ratchet comes with 1/4" dr. 3" extension and 1/4" hex adapter.
- 18 sockets and 30 assorted chrome vanadium (Cr-V) driver bits.
- The 2 - 3" magnetic bit holders to extend your reach.



| Item # | IP | MP | PKG | Drive |
|--------|----|----|-----|-------|
| W9046* | 4 | 24 | CAS | 1/4" |

HAND TOOLS

UNIVERSAL SPLINE SETS

- Universal design works with SAE and Metric spline, partially rounded, 6pt, 12pt square and star sizes.
- Chrome vanadium alloy steel for strength and durability.
- Universal spline sockets in standard and deep wall.
- Durable storage/carrying case.

W36193
47 total pieces equivalent to a 175pc socket set.



| METRIC | SAE | 6 POINT | 12 POINT | STAR | SQUARE |
|--------|-----------|---------|----------|------|--------|
| 4 mm | 5/32 in. | X | X | E5 | |
| 4.5 mm | 3/16 in. | X | X | | |
| 5 mm | 13/64 in. | X | X | | 4 |
| 5.5 mm | 7/32 in. | X | X | | 4.5 |
| 6 mm | 1/4 in. | X | X | E8 | 5 |
| 7 mm | 9/32 in. | X | X | | |
| 8 mm | 5/16 in. | X | X | E10 | |
| 9 mm | 11/32 in. | X | X | | |
| 10 mm | 3/8 in. | X | X | E12 | 8 |
| 11 mm | 7/16 in. | X | X | E14 | 9 |
| 12 mm | 15/32 in. | X | X | | 10 |
| 13 mm | 1/2 in. | X | X | E16 | |
| 14 mm | 9/16 in. | X | X | E18 | |
| 15 mm | 19/32 in. | X | X | | 12 |
| 16 mm | 5/8 in. | X | X | E20 | 13 |
| 17 mm | 11/16 in. | X | X | | 14 |
| 18 mm | 23/32 in. | X | X | E22 | |
| 19 mm | 3/4 in. | X | X | E24 | |

Note: due to varying tolerances, check fastener to ensure proper fit before use.

W38193
52 total pieces equivalent to a 189pc socket set.

| Item # | IP | MP | PKG | Drive | Contents |
|----------------|----------|-------|----------|-------|--|
| W36193* | 1/4" Dr. | 47-PC | 1 10 CBX | Std | 4, 4.5, 5, 5.5, 6, 7, 8, 9, 10, 11, 12, 13 mm (see chart) |
| | | | | Deep | 4, 5, 6, 7, 8, 9, 10, 11, 12 mm (see chart) |
| | | | | 1/4" | Phillips: #0, #1, #2, #3 |
| | | | | Bits | Slotted: 1/8", 5/32", 3/16", 1/4" (2) Star: T10, T15, T20, T25, T27, T30, T40 Hex: 1/8", 5/32", 3/16", 1/4" |
| | | | | | (2) 1/4" Dr. extensions 2" & 4", 1/4" Dr. coupler, 1/4" Dr. spinner handle, 1/4" Dr. ratchet (43T). |
| W38193* | 3/8" Dr. | 52-PC | 1 4 CBX | Std | 8, 10, 11, 12, 13, 14, 15, 16, 17, 18, 19 mm (see chart) |
| | | | | Deep | 8, 10, 11, 12, 13, 14, 15, 16, 17, 18, 19 mm (see chart) |
| | | | | 1/4" | Phillips: #0, #1 (2), #2 (2), #3 |
| | | | | Bits | Slotted: 1/8", 5/32", 3/16" (2), 1/4" (2) Star: T10, T15, T20, T25, T27, T30, T40 Hex: 3/32", 1/8", 5/32", 3/16", 1/4" |
| | | | | | 3/8" Dr. ratchet (41T), 3" extension, 5/8" spark plug socket, 1/4" Dr. bit coupler, 1/4" Dr. spinner handle. |

HAND TOOLS

10-PC 3/8 IN. DR. SOCKET SET

- Universal spine design offers a tighter fit on proper size fasteners for better tightening.
- Also works on SAE/MET sizes, 6pt, 12pt, external star, square.
- Black phosphate finish with polished edges make sizes easy to read.
- Chrome vanadium alloy steel construction for strength and durability.
- Convenient storage rack.



Note: due to varying tolerances, check fastener to ensure proper fit before use.

| Item # | IP | MP | PKG | Sizes |
|----------------|----|----|-----|---|
| W38194* | 6 | 24 | TAB | 9/32" 5/16" 11/32" 3/8" 7/16" 1/2" 9/16" 5/8" 11/16" 23/32" 7mm 8mm 9mm 10mm 11mm 13mm 14mm 16mm 17mm 18mm |

SOCKETS & SETS

PROFESSIONAL SOCKETS

- Socket openings are designed to reduce fastener rounding.
- Chrome vanadium alloy steel construction for strength and durability.
- Polished nickel chrome plated finish resists corrosion.
- Large stamping for quick identification.
- Recessed edges.
- Storage rack.



SOCKET SETS

| | 1/4" Dr. 6 point | | 3/8" Dr. 6 point | | 1/2" Dr. 6 point | |
|--------|------------------|----------------|------------------|----------------|------------------|----------------|
| | Deep | | Deep | | Deep | |
| | W36002* | W36300* | W38002* | W38300* | W32002* | W32300* |
| | IP: 6 MP:24 | IP: 6 MP:24 | IP: 6 MP:24 | IP: 6 MP:12 | IP: 6 MP:12 | IP: 6 MP:12 |
| 5/32" | X | X | - | - | - | - |
| 3/16" | X | X | - | - | - | - |
| 7/32" | X | X | - | - | - | - |
| 1/4" | X | X | X | - | - | - |
| 9/32" | X | X | - | - | - | - |
| 5/16" | X | X | X | - | - | - |
| 11/32" | X | X | - | - | - | - |
| 3/8" | X | X | X | X | - | - |
| 7/16" | X | X | X | X | - | - |
| 1/2" | X | X | X | X | X | X |
| 9/16" | - | - | X | X | X | X |
| 5/8" | - | - | X | X | X | X |
| 11/16" | - | - | X | X | X | X |
| 3/4" | - | - | X | X | X | X |
| 13/16" | - | - | X | X | X | X |
| 7/8" | - | - | - | X | X | X |
| 15/16" | - | - | - | X | X | X |
| 1" | - | - | - | - | X | - |

| | 3/8" Dr. 12 point | | 1/2" Dr. 12 point |
|---|-------------------|----------------|-------------------|
| | Deep | | Deep |
| | W38500* | W38600* | W32600* |
| | IP: 6 MP:24 | IP: 6 MP:12 | IP: 6 MP:12 |
| - | - | - | - |
| - | - | - | - |
| - | - | - | - |
| X | - | - | - |
| - | - | - | - |
| X | - | - | - |
| - | - | - | - |
| X | X | - | - |
| X | X | - | - |
| X | X | X | X |
| X | X | X | X |
| X | X | X | X |
| X | X | X | X |
| X | X | X | X |
| X | X | X | X |
| - | X | - | X |
| - | - | - | - |

OPEN STOCK

HAND TOOLS

| | 1/4" Dr. 6 point | | 3/8" Dr. 6 point | | 1/2" Dr. 6 point | |
|---------|------------------|----------------|------------------|----------------|------------------|----------------|
| | Deep | | Deep | | Deep | |
| 5/32" | W36005* | W36305* | - | - | - | - |
| 3/16" | W36006* | W36306* | - | - | - | - |
| 7/32" | W36007* | W36307* | - | - | - | - |
| 1/4" | W36008* | W36308* | W38008* | W38308* | - | - |
| 9/32" | W36009* | W36309* | - | - | - | - |
| 5/16" | W36010* | W36310* | W38010* | W38310* | - | - |
| 11/32" | W36011* | W36311* | - | - | - | - |
| 3/8" | W36012* | W36312* | W38012* | W38312* | W32012* | - |
| 7/16" | W36014* | W36314* | W38014* | W38314* | W32014* | - |
| 1/2" | W36016* | W36316* | W38016* | W38316* | W32016* | W32316* |
| 9/16" | - | - | W38018* | W38318* | W32018* | W32318* |
| 5/8" | - | - | W38020* | W38320* | W32020* | W32320* |
| 11/16" | - | - | W38022* | W38322* | W32022* | W32322* |
| 3/4" | - | - | W38024* | W38324* | W32024* | W32324* |
| 13/16" | - | - | W38026* | W38326* | W32026* | W32326* |
| 7/8" | - | - | W38028* | W38328* | W32028* | W32328* |
| 15/16" | - | - | W38030* | W38330* | W32030* | W32330* |
| 1" | - | - | W38032* | W38332* | W32032* | W32332* |
| 1-1/16" | - | - | - | - | W32034* | W32334* |
| 1-1/8" | - | - | - | - | W32036* | W32336* |
| 1-3/16" | - | - | - | - | W32038* | - |
| 1-1/4" | - | - | - | - | W32040* | W32340* |

| | 3/8" Dr. 12 point | | 1/2" Dr. 12 point |
|----------------|-------------------|----------------|-------------------|
| | Deep | | Deep |
| | IP | MP | PKG |
| | 6 | 48 | TAB |
| - | - | - | - |
| - | - | - | - |
| - | - | - | - |
| - | - | - | - |
| - | - | - | - |
| - | - | - | - |
| W38510* | - | - | - |
| - | - | - | - |
| W38512* | W38612* | W32512* | - |
| W38514* | W38614* | W32514* | - |
| W38516* | W38616* | W32516* | W32616* |
| W38518* | W38618* | W32518* | W32618* |
| W38520* | W38620* | W32520* | W32620* |
| W38522* | W38622* | W32522* | W32622* |
| W38524* | W38624* | W32524* | W32624* |
| W38526* | W38626* | W32526* | W32626* |
| W38528* | W38628* | W32528* | W32628* |
| - | W38630* | W32530* | W32630* |
| - | - | W32532* | - |
| - | - | W32534* | - |
| - | - | W32536* | W32636* |
| - | - | W32538* | - |
| - | - | W32540* | - |

SOCKET SETS



| | 1/4" Dr. 6 point | | 3/8" Dr. 6 point | | 1/2" Dr. 6 point | | 3/8" Dr. 12 point | | 1/2" Dr. 12 point |
|------|------------------|----------------|----------------------------|----------------------------|------------------|----------------|-------------------|----------------|-------------------|
| | Deep | | Deep | | Deep | | Deep | | Deep |
| | W36202* | W36400* | W38202*¹ | W38402*¹ | W32202* | W32400* | W38800* | W38700* | W32700* |
| | IP: 6 MP:24 | IP: 6 MP:24 | IP: 6 MP:24 | IP: 6 MP:12 | IP: 6 MP:24 | IP: 6 MP:12 | IP: 6 MP:12 | IP: 6 MP:12 | IP: 6 MP:12 |
| 4mm | x | x | - | - | - | - | - | - | - |
| 5mm | x | x | - | - | - | - | - | - | - |
| 6mm | x | x | - | - | - | - | - | - | - |
| 7mm | x | x | - | - | - | - | - | - | - |
| 8mm | x | x | - | - | - | - | - | - | - |
| 9mm | x | x | - | - | - | - | - | - | - |
| 10mm | x | x | x | x | - | - | x | x | - |
| 11mm | x | x | x | x | - | - | x | x | - |
| 12mm | x | x | x | x | x | x | x | x | x |
| 13mm | x | x | x | x | x | x | x | x | x |
| 14mm | - | - | x | x | x | x | x | x | x |
| 15mm | - | - | x | x | x | x | x | x | x |
| 16mm | - | - | x | x | x | x | x | x | x |
| 17mm | - | - | x | x | x | x | x | x | x |
| 18mm | - | - | x | x | x | x | x | x | x |
| 19mm | - | - | x | x | x | x | x | x | x |
| 21mm | - | - | - | - | x | - | - | - | - |

¹ Available in black laser etched socket set W38201 and deep socket set W38401.

OPEN STOCK

| | 1/4" Dr. 6 point | | 3/8" Dr. 6 point | | 1/2" Dr. 6 point | | 3/8" Dr. 12 point | | 1/2" Dr. 12 point |
|------|------------------|----------------|------------------|----------------|------------------|----------------|-------------------|----------------|-------------------|
| | Deep | | Deep | | Deep | | Deep | | Deep |
| | W36204* | W36404* | - | - | - | - | - | - | - |
| 4mm | W36204* | W36404* | - | - | - | - | - | - | - |
| 5mm | W36205* | W36405* | - | - | - | - | - | - | - |
| 6mm | W36206* | W36406* | W38206* | - | - | - | - | - | - |
| 7mm | W36207* | W36407* | W38207* | W38407* | - | - | W38807* | - | - |
| 8mm | W36208* | W36408* | W38208* | W38408* | - | - | W38808* | W38708* | - |
| 9mm | W36209* | W36409* | W38209* | W38409* | - | - | W38809* | W38709* | - |
| 10mm | W36210* | W36410* | W38210* | W38410* | W32210* | W32410* | W38810* | W38710* | W32810* |
| 11mm | W36211* | W36411* | W38211* | W38411* | W32211* | W32411* | W38811* | W38711* | W32811* |
| 12mm | W36212* | W36412* | W38212* | W38412* | W32212* | W32412* | W38812* | W38712* | W32812* |
| 13mm | W36213* | W36413* | W38213* | W38413* | W32213* | W32413* | W38813* | W38713* | W32813* |
| 14mm | - | - | W38214* | W38414* | W32214* | W32414* | W38814* | W38714* | W32814* |
| 15mm | - | - | W38215* | W38415* | W32215* | W32415* | W38815* | W38715* | W32815* |
| 16mm | - | - | W38216* | W38416* | W32216* | W32416* | W38816* | W38716* | W32816* |
| 17mm | - | - | W38217* | W38417* | W32217* | W32417* | W38817* | W38717* | W32817* |
| 18mm | - | - | W38218* | W38418* | W32218* | W32418* | W38818* | W38718* | W32818* |
| 19mm | - | - | W38219* | W38419* | W32219* | W32419* | W38819* | W38719* | W32819* |
| 20mm | - | - | W38220* | - | W32220* | W32420* | W38820* | - | W32820* |
| 21mm | - | - | W38221* | W38421* | W32221* | W32421* | W38821* | - | W32821* |
| 22mm | - | - | W38222* | W38422* | W32222* | W32422* | W38822* | - | W32822* |
| 23mm | - | - | - | - | W32223* | W32423* | - | - | W32823* |
| 24mm | - | - | - | - | W32224* | W32424* | - | - | W32824* |
| 25mm | - | - | - | - | W32225* | - | - | - | W32825* |
| 26mm | - | - | - | - | W32226* | - | - | - | W32826* |
| 27mm | - | - | - | - | W32227* | W32427* | - | - | W32827* |
| 28mm | - | - | - | - | W32228* | - | - | - | W32828* |
| 30mm | - | - | - | - | W32230* | - | - | - | W32830* |
| 32mm | - | - | - | - | W32232* | - | - | - | W32832* |

HAND TOOLS

SOCKETS & SETS

3/4 IN. DR. 12 POINT SOCKETS

- Chrome vanadium alloy steel construction.
- Polished nickel chrome plated finish resists corrosion.



| Item # | IP | MP | PKG | |
|----------------|----------|----|-----|--|
| W34906* | 16-PC MM | 1 | 3 | CBX See Ratchets & Sockets for additional sets |
| W1179* | 9-PC SAE | 1 | 3 | CBX |

OPEN STOCK

| IP | MP | PKG | | | W1179* | |
|------|----------------|-----|----------------|----------|----------------|---|
| 3 | 12 | TAB | | 3/4" | W34524* | - |
| | | | | 7/8" | W34528* | - |
| | | | | 15/16" | W34530* | - |
| | | | | 1" | W34532* | - |
| | | | W34906* | 1-1/16" | W34534* | - |
| 22mm | W34822* | x | | 1-1/8" | W34536* | - |
| 23mm | W34823* | x | | 1-3/16" | W34538* | - |
| 24mm | W34824* | x | | 1-1/4" | W34540* | - |
| 25mm | W34825* | - | | 1-5/16" | W34542* | - |
| 26mm | W34826* | x | | 1-3/8" | W34544* | - |
| 27mm | W34827* | x | | 1-7/16" | W34546* | - |
| 28mm | W34828* | - | | 1-1/2" | W34548* | - |
| 29mm | W34829* | x | | 1-9/16" | W34550* | - |
| 30mm | W34830* | x | | 1-5/8" | W34552* | - |
| 32mm | W34832* | x | | 1-11/16" | W34554* | - |
| 33mm | W34833* | x | | 1-3/4" | W34556* | - |
| 35mm | W34835* | x | | 1-13/16" | W34558* | - |
| 36mm | W34836* | x | | 1-7/8" | W34560* | - |
| 38mm | W34838* | x | | 2" | W34564* | - |
| 40mm | W34840* | x | | 2-1/16" | W34566* | x |
| 41mm | W34841* | x | | 2-1/8" | W34568* | x |
| 42mm | W34842* | - | | 2-3/16" | W34570* | x |
| 46mm | W34846* | x | | 2-1/4" | W34572* | x |
| 50mm | W34850* | x | | 2-3/8" | W34574* | x |
| 55mm | W34855* | - | | | | |

SOCKET SETS W/RAIL

- Chrome vanadium alloy steel construction for strength and durability.
- Recessed edges and rounded corners provide a better fit.
- Polished nickel chrome plated finish resists corrosion.
- Large stamping for quick identification.



W38305
W38306




W36301
W36302

| Item # | IP | MP | PKG | Drive | 6pt. Standard | 6pt. Deep Wall |
|----------------|-------|----|-----|-------|---------------|---|
| W36301* | 17-PC | 6 | 24 | CRD | 1/4" | 5/32, 3/16, 7/32, 1/4, 9/32, 5/16, 11/32, 3/8, 7/16, 1/2" |
| W36302* | 17-PC | 6 | 24 | CRD | 1/4" | 4, 5, 6, 7, 8, 9, 10, 11, 12, 13mm |
| W38305* | 16-PC | 6 | 12 | CRD | 3/8" | 5/16, 3/8, 7/16, 1/2, 9/16, 5/8, 11/16, 3/4" |
| W38306* | 16-PC | 6 | 12 | CRD | 3/8" | 10, 11, 12, 13, 14, 15, 17, 19mm |



EXTRA DEEP WALL SOCKET SET

- Ideal for heavily recessed fixings with extra-long bolts typical on bumpers, tail lamps and door hinges.
- Manufactured from matte finished Chrome Vanadium for strength and long life.



| Item # | IP | MP | PKG | Drive | 6pt. Deep Wall |
|----------------|------|----|-----|-------|----------------|
| W80602* | 4-PC | 10 | 40 | CRD | 3/8" |

BLK: Bulk | **CAS:** Storage Case | **CBX:** Color Box | **CRD:** Carded | **CLM:** Clamshell | **DBL:** Double Blister
LAB: Color Label | **RAC:** Storage Rack | **SHK:** Shrink Wrap | **SLV:** Sleeve | **TAB:** Hang Tab | **WBX:** White Box

3/8 IN. DR. SPARK PLUG SOCKETS

- Chrome vanadium alloy steel construction for strength and durability.
- Socket openings are designed to reduce fastener rounding.
- Polished nickel chrome plated finish resists corrosion.
- Rubber insert holds and protects plugs.
- Recessed edges.



| Item # | Size | IP | MP | PKG |
|----------|--------------|----|-----|-----|
| W38160* | 5/8" | 6 | 48 | TAB |
| W38164* | 13/16" | 6 | 48 | TAB |
| W38170* | 9/16" | 6 | 48 | TAB |
| W38163* | 3/4" | 6 | 48 | TAB |
| W38166* | 14mm | 6 | 48 | TAB |
| W38171* | 14mm 12pt | 6 | 48 | TAB |
| W38167* | 16mm | 6 | 48 | TAB |
| W38168* | 18mm | 6 | 48 | TAB |
| W38169* | 21mm | 6 | 48 | TAB |
| Standard | | | | |
| W1128C* | 5/8" | 12 | 120 | CRD |
| W1126C* | 13/16" | 12 | 72 | CRD |

Knurled design offers better grip when hand turning

W80533
W38162



| Item # | Size | IP | MP | PKG |
|--------------------|--------|----|----|-----|
| with U-Joint | | | | |
| W38161* | 5/8" | 6 | 48 | TAB |
| W38165* | 13/16" | 6 | 48 | TAB |
| Long Reach | | | | |
| W80533* | 5/8" | 6 | 72 | CRD |
| W38162* | 5/8" | 6 | 48 | TAB |
| Magnetic | | | | |
| W38172* | 5/8" | 6 | 48 | TAB |
| W38173* | 13/16" | 6 | 48 | TAB |
| 1/2" Drive Sockets | | | | |
| W32160* | 5/8" | 6 | 48 | TAB |
| W32163* | 13/16" | 6 | 48 | TAB |

FLEX JOINT SOCKET SETS

- Socket openings are designed to reduce fastener rounding.
- Polished nickel chrome plated finish resists corrosion.
- Chrome vanadium alloy steel construction.
- Large stamping for quick identification.
- Includes metal clip socket rail.



| Item # | IP | MP | PKG | Drive |
|---------|-------|----|-----|---|
| W36980* | 6-PC | 6 | 48 | CRD 1/4" 1/4, 5/16, 3/8, 7/16, 1/2, 9/16" |
| W38980* | 7-PC | 20 | 40 | CRD 3/8" 3/8, 7/16, 1/2, 9/16, 5/8, 11/16, 3/4" |
| W36981* | 9-PC | 6 | 48 | CRD 1/4" 6, 7, 8, 9, 10, 11, 12, 13, 14mm |
| W38981* | 10-PC | 12 | 24 | CRD 3/8" 10, 11, 12, 13, 14, 15, 16, 17, 18, 19mm |

1/2 IN. DR. THIN WALL SOCKETS

- Protective sleeves and plastic inserts prevent scratching of wheels and lug nuts.
- Hollow design allows room for removing longer bolts.
- Color coded for easy identification.
- Heavy duty chrome molybdenum.



| Item # | IP | MP | PKG | Size | O.D. w/Sleeve |
|---------|--------|----|-----|---------------------------------------|-----------------|
| W32921* | Purple | 4 | 24 | TAB 13/16" | 1.232" (31.3mm) |
| W32922* | Green | 4 | 24 | TAB 7/8" | 1.307" (33.2mm) |
| W32923* | Blue | 4 | 24 | TAB 17mm | 1.087" (27.6mm) |
| W32924* | Yellow | 4 | 24 | TAB 19mm | 1.157" (29.4mm) |
| W32925* | Red | 4 | 24 | TAB 21mm | 1.228" (31.2mm) |
| W32926* | Lime | 4 | 24 | TAB 22mm | |
| W32927* | L Blue | 4 | 24 | TAB 17mm | Mercedes |
| W32902* | 5-PC | 1 | 12 | CAS 17, 19 (3/4"), 21mm, 13/16 & 7/8" | |



HAND TOOLS

HEX BIT SOCKETS

8-PC HEX BIT SOCKET SETS

- Polished nickel chrome plated finish resists corrosion.
- Chrome vanadium alloy steel construction.
- Heat treated for strength.
- Recessed edges.



| Item # | IP | MP | PKG | Sizes |
|---------|----|----|-----|---|
| W38870* | 6 | 24 | RAC | 1/8, 9/64, 5/32, 3/16, 7/32, 1/4, 5/16, 3/8". |

8-PC HEX BIT SOCKET SETS


- Polished nickel chrome plated finish resists corrosion.
- Chrome vanadium alloy steel construction.
- Heat treated for strength.
- Recessed edges.



| Item # | IP | MP | PKG | Sizes |
|---------|----|----|-----|---------------------------|
| W38890* | 6 | 24 | RAC | 3, 4, 5, 6, 7, 8, 9, 10mm |

6-PC 1/2 IN DR. HEX BIT SOCKET SETS

- Chrome vanadium alloy steel construction for strength and durability.
- Polished nickel chrome plated finish resists corrosion.
- Heat treated for strength.
- Recessed edges.
- Bonus storage rail included.



| Item # | IP | MP | PKG | Sizes |
|---------|----|----|-----|-------------------------------|
| W38886* | 6 | 24 | CRD | 3/8, 1/2, 9/16", 12, 14, 17mm |

OPEN STOCK

| Drive | Size | Item # | IP | MP | PKG |
|----------|--------|---------|----|-----|-----|
| 1/4" Dr. | 5/64" | W36801* | 12 | 144 | TAB |
| | 3/32" | W36802* | 12 | 144 | TAB |
| 3/8" Dr. | 7/64" | W36803* | 12 | 144 | TAB |
| | 1/8" | W38874* | 6 | 48 | TAB |
| | 9/64" | W38875* | 6 | 48 | TAB |
| | 5/32" | W38876* | 6 | 48 | TAB |
| | 3/16" | W38877* | 6 | 48 | TAB |
| | 7/32" | W38878* | 6 | 48 | TAB |
| | 1/4" | W38879* | 6 | 48 | TAB |
| | 5/16" | W38880* | 6 | 48 | TAB |
| | 3/8" | W38881* | 6 | 48 | TAB |
| | 7/16" | W32880* | 6 | 48 | TAB |
| 1/2" Dr. | 1/2" | W32881* | 6 | 48 | TAB |
| | 9/16" | W32882* | 6 | 48 | TAB |
| | 5/8" | W32883* | 6 | 48 | TAB |
| | 11/16" | W32884* | 6 | 48 | TAB |
| | 3/4" | W32885* | 6 | 48 | TAB |
| | 13/16" | W32886* | 6 | 48 | TAB |
| | 7/8" | W32887* | 6 | 48 | TAB |
| | 15/16" | W32888* | 6 | 48 | TAB |
| | 1" | W32889* | 6 | 48 | TAB |

| Drive | Size | Item # | IP | MP | PKG |
|----------|-------|---------|----|-----|-----|
| 1/4" Dr. | 2mm | W36902* | 12 | 144 | TAB |
| | 2.5mm | W36903* | 12 | 144 | TAB |
| 3/8" Dr. | 3mm | W38893* | 6 | 48 | TAB |
| | 4mm | W38894* | 6 | 48 | TAB |
| | 5mm | W38895* | 6 | 48 | TAB |
| | 5.5mm | W38892* | 12 | 144 | TAB |
| | 6mm | W38896* | 6 | 48 | TAB |
| | 7mm | W38897* | 6 | 48 | TAB |
| | 8mm | W38898* | 6 | 48 | TAB |
| | 9mm | W38899* | 6 | 48 | TAB |
| | 10mm | W38900* | 6 | 48 | TAB |
| | 11mm | W32981* | 6 | 48 | TAB |
| | 12mm | W32982* | 6 | 48 | TAB |
| | 13mm | W32983* | 6 | 48 | TAB |
| | 14mm | W32984* | 6 | 48 | TAB |
| 1/2" Dr. | 15mm | W32985* | 6 | 48 | TAB |
| | 16mm | W32986* | 6 | 48 | TAB |
| | 17mm | W32987* | 6 | 48 | TAB |
| | 18mm | W32988* | 6 | 48 | TAB |
| | 19mm | W32989* | 6 | 48 | TAB |
| | 20mm | W32990* | 6 | 48 | TAB |
| | 21mm | W32991* | 6 | 48 | TAB |
| | 22mm | W32992* | 6 | 48 | TAB |

HAND TOOLS

EXTENDED BIT SOCKET SETS

- Chrome vanadium steel sockets with S2 bits for strength and durability.
- Polished nickel chrome plated finish resists corrosion.
- Extended length bits for hard to reach fasteners.
- Includes plastic storage and organizing tray.



| Item # | IP | MP | PKG | Drive | Sizes |
|----------------|-------|----|-----|-------|---|
| W38750* | 7-PC | 6 | 24 | CRD | 3/8" 1/8, 5/32, 3/16, 7/32, 1/4, 5/16, 3/8 |
| W38751* | 7-PC | 6 | 24 | CRD | 3/8" 3, 4, 5, 6, 7, 8, 10mm |
| W38752* | 10-PC | 6 | 24 | CRD | 3/8" T10, T15, T20, T25, T27, T30, T40, T45, T50, T55 |

BIT SOCKET SETS

- Chrome vanadium alloy steel construction for strength and durability.
- Heat treated for strength with professional sand finish.
- Includes storage rail.

| Item # | IP | MP | PKG | Drive | Sizes |
|------------------------------|-------|----|-----|-------|---|
| SAE | | | | | |
| W1339* | 4-PC | 6 | 72 | CRD | 3/8" 1/4, 3/8, 5/16, 7/32" |
| W1387* | 10-PC | 6 | 24 | CRD | 3/8" 3/32, 7/64, 1/8, 9/64, 5/32, 3/16, 7/32, 1/4, 5/16, 3/8" |
| METRIC | | | | | |
| W1388* | 10-PC | 6 | 24 | CRD | 3/8" 2, 3, 4, 5, 5.5, 6, 7, 8, 9, 10 mm |
| STAR | | | | | |
| W1337* | 3-PC | 6 | 72 | CRD | 3/8" T40, T45, T50 |
| W1178* | 9-PC | 6 | 48 | CRD | 3/8" T10, T15, T20, T25, T27, T30, T40, T45, T50 |
| W1335* | 12-PC | 6 | 36 | CRD | 1/4" T10, T15, T20, T25, T27, T30 3/8" T40, T45, T47, T50, T55 1/2" T60 |
| W1313* | 15-PC | 6 | 24 | CRD | 1/4" T10, T15, T20, T25, T27, T30 3/8" T40, T45, T47, T50, T55, T60 |
| STAR TAMPER RESISTANT | | | | | |
| W1385* | 9-PC | 6 | 36 | CRD | 1/4" T10, T15, T20, T25, T27, T30 3/8" T40, T45, T50 |
| X-TRAX | | | | | |
| W38790* | 11-PC | 4 | 40 | CLM | 1/4" 1/16, 5/64, 3/32, 7/64, 1/8, 5/32" 3/8" 3/16, 7/32, 1/4, 5/16, 3/8" |
| W38791* | 11-PC | 4 | 40 | CLM | 1/4" 1.5, 2, 2.5, 3, 4, 4.5, 5mm 3/8" 5, 6, 8, 10, 12mm |
| MAGNETIC STAR | | | | | |
| W38801* | 11-PC | 6 | 24 | CRD | 1/4" T10, T15, T20, T25, T27, & T30 3/8" T40, T45, T50, T55, & T60 |



W38790 Use at an angle to remove old, stripped, rusted or painted fasteners.
W38791



HAND TOOLS

EXTERNAL STAR SOCKETS

- Heat treated alloy steel.
- Polish chrome plated finish.
- Bonus storage rail and 3/8" (F) to 1/4" (M) adapter included.



| Item # | IP | MP | PKG | Drive | Sizes |
|---------------|----|----|-----|-------|--------------------|
| W1338* | 6 | 36 | CRD | 1/4" | E5, E6, E7, E8 |
| | | | | 3/8" | E10, E12, E14, E16 |

INDIVIDUAL

| Drive | Size | Item # | IP | MP | PKG |
|----------|------|----------------|----|-----|-----|
| 1/4" Dr. | E6 | W81006* | 6 | 288 | CRD |
| | E7 | W81007* | 6 | 288 | CRD |
| | E8 | W81008* | 6 | 288 | CRD |
| 3/8" Dr. | E10 | W81010* | 6 | 288 | CRD |
| | E12 | W81012* | 6 | 288 | CRD |
| | E14 | W81014* | 6 | 288 | CRD |
| | E16 | W81016* | 6 | 288 | CRD |
| | E18 | W81018* | 6 | 288 | CRD |

STAR BIT SOCKETS

12-PC STAR BIT SOCKET SET

- Chrome vanadium alloy steel construction for strength and durability.
- Polished nickel chrome plated finish resists corrosion.



| Item # | IP | MP | PKG | Drive | Sizes |
|----------------|----|----|-----|-------|------------------------------|
| W38802* | 6 | 24 | RAC | 1/4" | T10, T15, T20, T25, T27, T30 |
| | | | | 3/8" | T40, T45, T47, T50, T55 |
| | | | | 1/2" | T60 |

OPEN STOCK



W38933

| Drive | Size | Item # | IP | MP | PKG |
|-------------|-------------|----------------|----|----|-----|
| 1/4" Dr. | T10 | W36810* | 6 | 48 | TAB |
| | T15 | W36815* | 6 | 48 | TAB |
| | T20 | W36820* | 6 | 48 | TAB |
| | T25 | W36825* | 6 | 48 | TAB |
| | T27 | W36827* | 6 | 48 | TAB |
| | T30 | W36830* | 6 | 48 | TAB |
| 3/8" Dr. | T25 | W38825* | 6 | 48 | TAB |
| | T40 | W38840* | 6 | 48 | TAB |
| | T45 | W38845* | 6 | 48 | TAB |
| | T47 | W38847* | 6 | 48 | TAB |
| | T50 | W38850* | 6 | 48 | TAB |
| | T55 | W38855* | 6 | 48 | TAB |
| | Phillips #3 | W38933* | 6 | 48 | TAB |
| 1/2" Dr. | T60 | W32860* | 6 | 48 | TAB |
| | T70 | W32870* | 6 | 48 | TAB |

| TAMPER RESISTANT | | | IP | MP | PKG |
|------------------|-----|----------------|----|-----|-----|
| 1/4" Dr. | T10 | W36910* | 12 | 144 | TAB |
| | T15 | W36915* | 12 | 144 | TAB |
| | T20 | W36920* | 12 | 144 | TAB |
| | T25 | W36925* | 12 | 144 | TAB |
| | T27 | W36927* | 12 | 144 | TAB |
| | T30 | W36930* | 12 | 144 | TAB |
| 3/8" Dr. | T40 | W38940* | 12 | 144 | TAB |
| | T45 | W38945* | 12 | 144 | TAB |
| | T47 | W38947* | 12 | 144 | TAB |
| | T50 | W38950* | 12 | 144 | TAB |
| 1/2" Dr. | T55 | W38955* | 12 | 144 | TAB |
| | T60 | W32960* | 12 | 144 | TAB |

12-PC STAR PLUS BIT SOCKET SET

- Improved star design virtually eliminates cam-out and damage to fastener by using wider points and more contact area.
- Precision machined bits and straight drive angle help reduce fastener wear.



Star Plus applications include:
MAF sensors, cam pulleys, injector pumps, transfer cases, seat belt anchors, fuel tank straps, pickup beds, flywheels, and bell housing.

| Item # | IP | MP | PKG | Drive | Sizes |
|----------------|----|----|-----|-------|---|
| W38804* | 6 | 24 | SLV | 1/4" | TP8, TP10, TP15, TP20, TP25, TP27, TP30 |
| | | | | 3/8" | TP40, TP45, TP50, TP55 |
| | | | | 1/2" | TP60 |

W38804



5-PC MORTORQ BIT SOCKET SET

- Special designed driver provides full contact resulting in higher torque capability.
- Sockets are made of heat-treated alloy steel.
- Bits are S2 steel with a zinc phosphate finish.



W13500

| Item # | IP | MP | PKG | Drive | Sizes |
|----------------|----|----|-----|-------|-----------------------------------|
| W13500* | 6 | 72 | CRD | 3/8" | MTS-0, MTS-1, MTS-2, MTS-3, MTS-4 |



10-PC 5 LOBE SOCKET SET

- Chrome vanadium steel construction.
- Equivalent to IPR (Internal Tamper Resistant Pentalobe) sizes.
- Bonus storage rail included.



| Item # | IP | MP | PKG | Drive | Sizes |
|----------------|----|----|-----|-------|--|
| W80564* | 6 | 24 | CRD | 3/8" | 10, 15, 20, 25, 27, 30, 40, 45, 50, 55 |



W80564

HAND TOOLS

IMPACT HEX BIT SOCKET SETS

- Impact grade with oil resistant finish.
- Large size laser etching for easy identification.
- Includes socket storage rail.

| Item # | IP | MP | PKG | Type | Drive | Sizes | |
|----------------|------|----|-----|------|--------|-------|-----------------------------------|
| W38963* | 9-PC | 6 | 24 | CLM | Stubby | 1/4" | 1/4, 5/16, 3/8" |
| | | | | | | 3/8" | 7/16, 1/2, 9/16, 5/8, 11/16, 3/4" |
| W38964* | 9-PC | 6 | 24 | CLM | Stubby | 1/4" | 6, 7, 8, 10mm |
| | | | | | | 3/8" | 12, 14, 17, 18, 19mm |

W38963



W38964



IMPACT STAR BIT SOCKET SETS

- Impact grade with oil resistant finish.
- Large size laser etching for easy identification.
- Includes socket storage rail.

W32092



| Item # | IP | MP | PKG | Type | Drive | Sizes | |
|----------------|-------|----|-----|------|--------|---|------------------------------|
| W32092* | 8-PC | 4 | 16 | CLM | 1/2" | T30, T40, T45, T47, T50, T55, T60, T70 | |
| W38961* | 10-PC | 6 | 24 | CLM | Stubby | 1/4" | T10, T15, T20, T25, T27, T30 |
| | | | | | | 3/8" | T40, T45, T47, T50 |
| W38803* | 15-PC | 6 | 36 | CRD | 1/4" | T10, T15, T20, T25, T27, T30 | |
| | | | | | 3/8" | T40, T45, T47, T50, T55, T60 also 3/8 to 1/4" (M) adapter | |

W38803



W38961



IMPACT TAMPER RESISTANT STAR BIT SOCKET SET

| Item # | IP | MP | PKG | Type | Drive | Sizes | |
|----------------|-------|----|-----|------|--------|-------|------------------------------|
| W38962* | 10-PC | 6 | 24 | CLM | Stubby | 1/4" | T10, T15, T20, T25, T27, T30 |
| | | | | | | 3/8" | T40, T45, T47, T50 |

W38962



IMPACT TRIPLE SQUARE SOCKET SET

| Item # | IP | MP | PKG | Type | Drive | Sizes | |
|----------------|------|----|-----|------|--------|-------|--------------------------------|
| W38965* | 9-PC | 6 | 24 | CLM | Stubby | 1/4" | M4, M5, M6, M8 |
| | | | | | | 3/8" | M10, M12, MT14 |
| | | | | | | 1/2" | MT16, MT18 Tamper Resistant |

W38965



HAND TOOLS

IMPACT SOCKETS

IMPACT SOCKET SETS

- Drop forged chrome vanadium steel for strength and durability.
- Rounded corners for a tighter grip.



| | 3/8" Dr. 6 point | | 1/2" Dr. 6 point | |
|--------|------------------|------------|------------------|------------|
| | Deep | | Deep | |
| | M588DB* | M594DB* | M592DB* | M590DB* |
| | IP:10 MP:40 | IP:5 MP:20 | IP:4 MP:16 | IP:5 MP:10 |
| 5/16" | x | - | - | - |
| 11/32" | - | - | - | - |
| 3/8" | x | x | - | x |
| 7/16" | x | x | x | x |
| 1/2" | x | x | x | x |
| 9/16" | x | x | x | x |
| 5/8" | x | x | x | x |
| 11/16" | x | x | x | x |
| 3/4" | x | x | x | x |
| 13/16" | - | x | x | x |
| 7/8" | - | - | x | x |
| 15/16" | - | - | x | x |
| 1" | - | - | x | x |

OPEN STOCK

| | 3/8" Dr. 6 point | | | | | | 1/2" Dr. 6 point | | | | | |
|---------|------------------|----|-----|-------|----|-----|------------------|----|-----|-------|----|----|
| | | IP | MP | Deep | IP | MP | | IP | MP | Deep | IP | MP |
| 5/16" | M891* | 6 | 144 | M931* | 6 | 144 | - | - | - | - | - | - |
| 3/8" | M892* | 6 | 144 | M932* | 6 | 144 | M800* | 6 | 144 | M839* | 6 | 72 |
| 7/16" | M893* | 6 | 144 | M933* | 6 | 144 | M801* | 6 | 144 | M840* | 6 | 72 |
| 1/2" | M894* | 6 | 144 | M934* | 6 | 144 | M802* | 6 | 144 | M841* | 6 | 72 |
| 9/16" | M895* | 6 | 144 | M935* | 6 | 72 | M803* | 6 | 144 | M842* | 6 | 72 |
| 5/8" | M896* | 6 | 144 | M936* | 6 | 72 | M804* | 6 | 144 | M843* | 6 | 72 |
| 11/16" | M897* | 6 | 144 | M937* | 6 | 72 | M805* | 6 | 144 | M844* | 6 | 72 |
| 3/4" | M898* | 6 | 144 | M938* | 6 | 72 | M806* | 6 | 144 | M845* | 6 | 72 |
| 13/16" | M899* | 6 | 144 | M939* | 6 | 72 | M807* | 6 | 72 | M846* | 6 | 72 |
| 7/8" | M900* | 6 | 144 | M940* | 6 | 72 | M808* | 6 | 72 | M847* | 6 | 72 |
| 15/16" | - | - | - | - | - | - | M809* | 6 | 72 | M848* | 6 | 36 |
| 1" | - | - | - | - | - | - | M810* | 6 | 72 | M849* | 6 | 36 |
| 1-1/16" | - | - | - | - | - | - | M811* | 6 | 36 | M850* | 6 | 36 |
| 1-1/8" | - | - | - | - | - | - | M812* | 6 | 36 | M851* | 6 | 36 |
| 1-3/16" | - | - | - | - | - | - | M813* | 6 | 36 | M852* | 6 | 36 |
| 1-1/4" | - | - | - | - | - | - | M814* | 6 | 36 | M853* | 6 | 36 |
| 1-5/16" | - | - | - | - | - | - | M818* | 6 | 72 | - | - | - |
| 1-3/8" | - | - | - | - | - | - | - | - | - | - | - | - |
| 1-1/2" | - | - | - | - | - | - | M817* | 6 | 72 | - | - | - |

HAND TOOLS

| | 3/4" Dr. point | | | | | | 1" Dr. 6 point | | | | | |
|---------|----------------|----|----|----------|----|----|----------------|----|----|----------|----|----|
| | | IP | MP | Deep | IP | MP | | IP | MP | Deep | IP | MP |
| 3/4" | M740-24* | 5 | 25 | - | - | - | - | - | - | - | - | - |
| 13/16" | M740-26* | 5 | 25 | - | - | - | - | - | - | - | - | - |
| 7/8" | M740-28* | 5 | 25 | - | - | - | M745-12* | 5 | 25 | - | - | - |
| 15/16" | M740-30* | 5 | 25 | - | - | - | M745-14* | 5 | 25 | - | - | - |
| 1" | M740-32* | 5 | 25 | - | - | - | M745-16* | 5 | 25 | - | - | - |
| 1-1/16" | M740-34* | 5 | 25 | - | - | - | - | - | - | - | - | - |
| 1-1/8" | M740-36* | 5 | 25 | M742-36* | 5 | 25 | M745-20 | 5 | 20 | M747-16* | 5 | 20 |
| 1-3/16" | M740-38* | 5 | 25 | - | - | - | M745-22* | 5 | 25 | - | - | - |
| 1-1/4" | M740-40* | 5 | 25 | M742-40* | 5 | 25 | - | - | - | M747-20* | 5 | 10 |
| 1-5/16" | M740-42* | 5 | 25 | M742-42* | 5 | 10 | - | - | - | - | - | - |
| 1-3/8" | M740-44* | 5 | 25 | M742-44* | 5 | 10 | - | - | - | - | - | - |
| 1-7/16" | M740-46* | 5 | 25 | M742-46* | 5 | 10 | - | - | - | - | - | - |
| 1-1/2" | M740-48* | 5 | 25 | M742-48* | 5 | 10 | M745-32* | 5 | 25 | M747-30* | 5 | 10 |
| 1-3/4" | - | - | - | - | - | - | M745-40* | 5 | 10 | M747-38* | 5 | 10 |
| 1-7/8" | M1263* | 3 | 18 | - | - | - | M745-44* | 5 | 10 | - | - | - |
| 33mm | - | - | - | - | - | - | - | - | - | M743-33* | 5 | 25 |
| 2-1/4" | - | - | - | - | - | - | M745-52* | 5 | 10 | - | - | - |

SOCKET SETS

| 3/8" Dr. 6 point | |
|------------------|-------------|
| Deep | |
| M589DB* | M595DB* |
| IP:10 MP:40 | IP: 5 MP:20 |
| 8mm | x - |
| 9mm | - - |
| 10mm | x x |
| 11mm | x x |
| 12mm | x x |
| 13mm | x x |
| 14mm | x x |
| 15mm | - - |
| 16mm | - x |
| 17mm | x x |
| 18mm | - - |
| 19mm | x x |
| 21mm | - - |
| 22mm | - - |

| 1/2" Dr. 6 point | |
|------------------|------------|
| Deep | |
| M593DB* | M591DB* |
| IP:4 MP:16 | IP:5 MP:10 |
| 8mm | - - |
| 9mm | - - |
| 10mm | x x |
| 11mm | - - |
| 12mm | - x |
| 13mm | x x |
| 14mm | x x |
| 15mm | x x |
| 16mm | x x |
| 17mm | x x |
| 18mm | x x |
| 19mm | x x |
| 21mm | x x |
| 22mm | x x |

M918



M909



M591DB

OPEN STOCK 3/8" Dr. 6point

| Size | Item # | IP MP | | Deep | IP MP | |
|------|--------|-------|-----|-------|-------|-----|
| | | IP | MP | | IP | MP |
| 9mm | M909* | 6 | 144 | M949* | 6 | 144 |
| 10mm | M910* | 6 | 144 | M950* | 6 | 144 |
| 11mm | M911* | 6 | 144 | M951* | 6 | 144 |
| 12mm | M912* | 6 | 144 | M952* | 6 | 144 |
| 13mm | M913* | 6 | 144 | M953* | 6 | 144 |
| 14mm | M914* | 6 | 144 | M954* | 6 | 72 |
| 15mm | M915* | 6 | 144 | M955* | 6 | 72 |
| 16mm | M916* | 6 | 144 | M956* | 6 | 72 |
| 17mm | M917* | 6 | 144 | M957* | 6 | 72 |
| 18mm | M918* | 6 | 144 | M958* | 6 | 72 |
| 19mm | M919* | 6 | 144 | M959* | 6 | 72 |
| 20mm | - | - | - | - | - | - |
| 21mm | - | - | - | - | - | - |
| 22mm | - | - | - | - | - | - |
| 24mm | - | - | - | - | - | - |
| 26mm | - | - | - | - | - | - |
| 27mm | - | - | - | - | - | - |
| 23mm | - | - | - | - | - | - |

1/2" Dr. 6 point

| Size | Item # | IP MP | | Deep | IP MP | |
|------|--------|-------|-----|-------|-------|----|
| | | IP | MP | | IP | MP |
| - | - | - | - | - | - | - |
| 8mm | M820* | 6 | 144 | M860* | 6 | 72 |
| 9mm | M821* | 6 | 144 | M861* | 6 | 72 |
| 10mm | M822* | 6 | 144 | M862* | 6 | 72 |
| 11mm | M823* | 6 | 144 | M863* | 6 | 72 |
| 12mm | M824* | 6 | 144 | M864* | 6 | 72 |
| 13mm | M825* | 6 | 144 | M865* | 6 | 72 |
| 14mm | M826* | 6 | 144 | M866* | 6 | 72 |
| 15mm | M827* | 6 | 144 | M867* | 6 | 72 |
| 16mm | M828* | 6 | 144 | M868* | 6 | 72 |
| 17mm | M829* | 6 | 144 | M869* | 6 | 72 |
| 18mm | M830* | 6 | 144 | M870* | 6 | 72 |
| 19mm | M831* | 6 | 72 | M871* | 6 | 72 |
| 20mm | M832* | 6 | 72 | M872* | 6 | 36 |
| 21mm | M833* | 6 | 72 | M873* | 6 | 36 |
| 22mm | M834* | 6 | 72 | M874* | 6 | 36 |
| 23mm | M836* | 6 | 72 | M876* | 6 | 36 |
| 24mm | M837* | 6 | 72 | M877* | 6 | 36 |



| Size | Item # | IP MP | | Deep | IP MP | |
|------|----------|-------|----|----------|-------|----|
| | | IP | MP | | IP | MP |
| 30mm | M741-30* | 5 | 30 | M743-30* | 5 | 20 |
| 32mm | - | - | - | - | - | - |
| 36mm | M741-36* | 5 | 30 | M743-36* | 5 | 20 |
| 46mm | - | - | - | M743-46* | 5 | 20 |

| Size | Item # | IP MP | | Deep | IP MP | |
|------|--------|-------|----|------|-------|----|
| | | IP | MP | | IP | MP |
| - | - | - | - | - | - | - |
| 30mm | M880* | 6 | 36 | - | - | - |
| 32mm | M882* | 6 | 36 | - | - | - |

IMPACT SQUARE BUDD SOCKETS

- Optimum wall thickness for strength and access on fasteners with restrictions.

| Item # | IP | MP | PKG | Drive | Sizes |
|----------|----|----|-----|-------|----------------|
| M745-10* | 5 | 25 | TAB | 1" | 13/16" |
| M740-27* | 5 | 25 | TAB | 3/4" | 13/16" |
| M782* | 5 | 10 | TAB | 3/4" | 1-1/2 x 13/16" |
| M783* | 5 | 10 | TAB | 1" | 1-1/2 x 13/16" |

IMPACT FLIP SOCKETS

- Drop forged chrome molybdenum steel.
- Thinner walls provide better access in tight areas.
- Rounded corners for a tighter grip.

| Item # | IP | MP | Item # | IP | MP | PKG | Drive | Side A | Side B |
|--------|----------|----|--------|----|----|-----|-------|-----------|--------|
| - | - | - | M587C* | 6 | 72 | TAB | 1/2" | 13/16" | 3/4" |
| - | - | - | M771* | 6 | 72 | TAB | 1/2" | 17mm | 19mm |
| M774* | 4-PC Set | 6 | M772* | 6 | 72 | TAB | 1/2" | 7/8" | 21mm |
| - | - | - | M773* | 6 | 96 | TAB | 1/2" | 22mm | 22.5mm |
| - | - | - | M969* | 6 | 72 | TAB | 1/2" | Extension | - |



HAND TOOLS

IMPACT SOCKETS

38-PC IMPACT SOCKET SET

- Drop forged chrome vanadium steel for strength and durability.
- Large size laser etching for easy identification.
- Rounded corners for a tighter grip.
- Includes SAE & Metric, deep and standard sizes and 1/2" (F) to 3/8" (M) adapter.
- Storage / Carrying Case.



| Item # | IP | MP | PKG | Drive | Sizes |
|--------|----|----|-----|-------|--|
| M796* | 1 | 5 | LAB | 3/8" | 5/16, 3/8, 7/16, 1/2, 9/16, 5/8, 11/16, 3/4", |
| | | | | Deep | 8, 10, 11, 12, 13, 14, 17, 18mm |
| | | | | 1/2" | 7/16, 1/2, 9/16, 5/8, 11/16, 3/4, 13/16, 7/8, 15/16, 1", 11, 12, 13, 14, 16, 17, 18, 21, 22, 24mm |

3/4 IN DR. IMPACT SOCKET SETS

- Corrosion and oil resistant black phosphate finish.
- High quality chrome molybdenum alloy steel.



M797



M798

Deep Wall socket sets also includes a 1/2" drive 5" impact extension and 1/2" drive universal joint



M792

| Item # | IP | MP | PKG | Square Budd | Drive | 6 point | W34902 |
|---------|-------|----|-----|-------------|--------|---------|--|
| W34902* | 21-PC | 1 | 1 | SLV | 13/16" | 3/4" | 7/8, 15/16 (24mm), 1, 1-1/16 (27mm), 1-1/8, 1-3/16, 1-1/4, 1-5/16, 1-3/8 (35mm), 1-7/16, 1-1/2 (38mm), 1-5/8 (41mm), 1-3/4, 1-13/16 (46mm), 1-7/8, 2". |
| M792* | 11-PC | 1 | 4 | SLV | 13/16" | 3/4" | 3/4, 13/16, 7/8, 15/16, 1, 1-1/16, 1-1/8, 1-3/16, 1-1/4, 1-1/2" |
| M797* | 15-PC | 1 | 4 | CBX | - | 1/2" | 7/16, 1/2, 9/16, 5/8, 11/16, 3/4, 13/16, 7/8, 15/16, 1, 1-1/16, 1-1/8, 1-1/4" |
| M798* | 16-PC | 1 | 4 | CBX | - | 1/2" | 10, 11, 12, 13, 14, 15, 16, 17, 18, 19, 21, 22, 26, 27mm |



Also includes a 19-3/4" quick release ratchet, 18" sliding T-Bar, 5 and 10" extensions.

8-PC 3/8 IN. DR. LOW PROFILE SOCKET SETS

- At less than an inch deep these are 20% shorter than standard shallow wall sockets.
- Corrosion and oil resistant black phosphate finish.
- High quality chrome molybdenum alloy steel.
- Includes socket storage tray.



| Item # | IP | MP | PKG | Sizes | |
|---------|--------|----|-----|-------|---|
| W38590* | Metric | 4 | 16 | CRD | 8, 10, 12, 13, 14, 15, 17, 18 mm |
| W38592* | SAE | 4 | 16 | CRD | 5/16, 3/8, 7/16, 1/2, 9/16, 11/16, 3/4" |

8-PC IMPACT ADAPTER SET

- Chrome molybdenum steel for strength and durability.
- Impact grade with oil resistant finish.

| Item # | IP | MP | PKG | 1/4" (M) | 3/8" (M) | 1/2" (M) | 3/4" (M) | 1" (M) |
|--------|----|----|-----|----------|----------|----------|----------|--------|
| M795* | 1 | 12 | SLV | 1/4" (F) | - | x | - | - |
| | | | | 3/8" (F) | x | - | x | - |
| | | | | 1/2" (F) | - | x | - | x |
| | | | | 3/4" (F) | - | - | x | - |
| | | | | 1" (F) | - | - | - | x |



IMPACT EXTENSIONS

- Drop forged chrome molybdenum steel for strength and durability.
- Large size laser etching for easy identification.



| Drive | Length | Item # | IP | MP | PKG |
|-------|--------|--------------|----|-----|-----|
| 3/8" | 3" | M972* | 6 | 144 | TAB |
| | 6" | M973* | 6 | 72 | TAB |
| 1/2" | 3" | M969* | 6 | 72 | TAB |
| | 5" | M970* | 6 | 72 | TAB |
| | 10" | M971* | 6 | 36 | TAB |
| 3/4" | 7" | M786* | 6 | 24 | TAB |
| | 7" | M787* | 6 | 18 | TAB |

IMPACT ADAPTERS

- Drop forged chrome molybdenum steel for strength and durability.
- Large size laser etching for easy identification.



| Item # | IP | MP | PKG | (F) | 3/8" (M) | 1/2" (M) | 3/4" (M) | 1" (M) |
|---------------------|----|-----|-----|------|----------|----------|----------|--------|
| M962* | 6 | 144 | TAB | 3/8" | - | x | - | - |
| M963* | 6 | 144 | TAB | 1/2" | x | - | - | - |
| M966 Wobble* | 6 | 144 | TAB | 1/2" | x | - | - | - |
| M974 36"* | 6 | 12 | TAB | 1/2" | x | - | - | - |
| M975 30"* | 6 | 18 | TAB | 1/2" | x | - | - | - |
| M964* | 6 | 72 | TAB | 1/2" | - | - | x | - |
| M765* | 5 | 100 | TAB | 3/4" | - | x | - | - |
| M780* | 5 | 25 | TAB | 3/4" | - | - | - | x |
| M785* | 5 | 25 | TAB | 1" | - | - | x | - |



IMPACT STUBBY ADAPTER SET

- Chrome molybdenum steel for strength and durability.
- Impact grade with oil resistant finish.

| Item # | IP | MP | PKG | Drive | 1/4" (M) | 3/8" (M) | 1/2" (M) | |
|--------------|------|----|-----|-------|----------|----------|----------|---|
| M793* | 3-PC | 12 | 96 | TAB | 3/8" (F) | x | - | |
| | | | | | 1/2" (F) | - | x | - |
| | | | | | 3/4" (F) | - | - | x |



IMPACT U-JOINTS

- Drop forged chrome molybdenum steel for strength and durability.
- Large size laser etching for easy identification.

| Item # | Drive | IP | MP | PKG |
|--------------|-------|----|-----|-----|
| M967* | 3/8" | 6 | 144 | TAB |
| M968* | 1/2" | 6 | 72 | TAB |



7-PC U-JOINT & ADAPTER SET

- Drop forged chrome molybdenum steel for strength and durability.
- Contains 3 U-joint sizes and 4 adapter sizes.

| Item # | IP | MP | PKG | Drive | 1/4" (M) | 3/8" (M) | 1/2" (M) | U-Joint |
|----------------|----|----|-----|----------|----------|----------|----------|---------|
| W30937* | 6 | 24 | RAC | 1/4" (F) | - | x | - | 1/4" |
| | | | | 3/8" (F) | x | - | x | 3/8" |
| | | | | 1/2" (F) | - | x | - | 1/2" |



RETAINER PIN & O-RING

- For use with impact sockets and accessories.

| Item # | Drive | IP | MP | PKG | Pin | O-Ring | |
|--------------|-------|----|----|-----|-----|--------|--------|
| | | | | | | OD | ID |
| M976* | 3/4" | 12 | 96 | BAG | 4mm | 1-3/4" | 1-1/2" |
| M977* | 1" | 12 | 96 | BAG | 5mm | 2-3/4" | 1-3/4" |



HAND TOOLS

W30937

BREAKER BARS & ACCESSORIES

FLEX HANDLES

- Chrome vanadium alloy steel construction for strength and durability.
- Polished nickel chrome plated finish resists corrosion.
- Knurled handle for better grip.

| Item # | IP | MP | PKG | Drive | Length |
|---------|----|----|-----|-------|--------|
| W36118* | 6 | 48 | TAB | 1/4" | 6" |
| W38118* | 6 | 48 | TAB | 3/8" | 10" |
| W32118* | 6 | 48 | TAB | 1/2" | 10" |
| W32119* | 6 | 24 | TAB | 1/2" | 15" |
| W32120* | 6 | 24 | TAB | 1/2" | 18" |
| W32121* | 6 | 24 | TAB | 1/2" | 24" |
| M3008B* | 1 | 10 | BLK | 3/4" | 8" |
| W34120* | 1 | 6 | TAB | 3/4" | 19" |
| W31110* | 2 | 4 | BLK | 1" | 40" |
| W32127* | 2 | 8 | TAB | 1/2" | 18" |

with pry bar



SLIDING T-HANDLE

- Chrome vanadium alloy steel construction for strength and durability.
- Polished nickel chrome plated finish resists corrosion.

| Item # | IP | MP | PKG | Drive | Length |
|---------|----|----|-----|-------|--------|
| W38120* | 6 | 48 | TAB | 3/8" | 7" |
| W32129* | 6 | 48 | TAB | 1/2" | 12" |
| W34121* | 1 | 6 | TAB | 3/4" | 18" |

SPEEDER HANDLES

- Ergonomic handle for comfort and control.
- Chrome vanadium alloy steel construction.
- Polished nickel chrome plated finish resists corrosion.
- Diamond knurled grip for positive grip.

| Item # | IP | MP | PKG | Drive | Length |
|---------|----|----|-----|-------|---------|
| W38128* | 1 | 20 | TAB | 3/8" | 17" |
| W32128* | 1 | 20 | TAB | 1/2" | 17-3/4" |



SPINNER HANDLE

- Ergonomic handle for comfort and control.

| Item # | IP | MP | PKG | Drive |
|---------|----|----|-----|-------|
| W36124* | 6 | 48 | TAB | 1/4" |

1/4 IN. DR. SPINNER/ ADAPTER SET

- 6 inch spinner handle with ergonomic non-slip molded grip for improved comfort and control.
- 1/4 inch drive flex handle extension for use as a breaker bar and added leverage.
- 1/4 inch drive by 1/4 inch hex bit coupler for use as a screwdriver.
- 1/4 inch drive female end in spinner handle for use as an extension.



| Item # | IP | MP | PKG | Drive | Length |
|---------|----|----|-----|-------|--------|
| W36126* | 6 | 72 | TAB | 1/4" | 6" |

BLK: Bulk | CAS: Storage Case | CBX: Color Box | CRD: Carded | CLM: Clamshell | DBL: Double Blister
 LAB: Color Label | RAC: Storage Rack | SHK: Shrink Wrap | SLV: Sleeve | TAB: Hang Tab | WBX: White Box

HAND TOOLS

HEAVY DUTY BREAKER BARS

- Heavy duty chrome vanadium steel handles up to 1000 ft./lbs.
- Corrosion resistant chrome plated and black oxide finish.
- 180° swivel head.

| Item # | IP | MP | PKG | Drive | Length |
|----------------|----|----|-----|-------|--------|
| W38121* | 6 | 12 | TAB | 3/8" | 18" |
| W32126* | 6 | 12 | BLK | 1/2" | 30" |
| W34122* | 2 | 6 | TAB | 3/4" | 40" |

W38121



W32124

180° swivel head
black oxide finish.

RATCHETING BREAKER BAR

- Heavy duty chrome vanadium steel construction.
- 3 way ratcheting action: right hand, left hand or locked.

| Item # | IP | MP | PKG | Drive | Length |
|----------------|----|----|-----|-------|--------|
| W32124* | 6 | 12 | TAB | 1/2" | 18" |

RATCHETING ADAPTERS

- Converts any breaker bar or sliding T-handle into a ratchet.
- Hex bolster for use with an open end or adjustable wrench.
- Works independently as a thumb wheel ratchet.
- Heavy duty chrome vanadium construction.
- Oil resistant black phosphate finish.

| Item # | IP | MP | PKG | Drive | Finish | Hex |
|----------------|----|----|-----|-------|--------|--------|
| W38137* | 24 | 96 | TAB | 3/8" | Red | 3/4" |
| W32137* | 12 | 96 | TAB | 1/2" | Blue | 15/16" |



Turn with a 3/4"
or 15/16" wrench

RATCHETING ADAPTER

- Convert your breaker bar, flex handle or t-handle into a ratchet.
- Also works as a palm ratchet.
- Chrome vanadium construction.

| Item # | IP | MP | PKG | Drive |
|----------------|----|----|-----|-------|
| W32114* | 8 | 48 | CRD | 1/2" |



THUMB WHEEL RATCHETS

- Black oxide coated drive surfaces for long life.
- High torque non-slip grips.
- Quick release.

| Item # | Drive | IP | MP | PKG | Teeth | Sweep |
|----------------|-------|-------|----|-----|-------|-----------------|
| W36125* | 1/4" | Green | 6 | 144 | TAB | 43 8.4° |
| W38125* | 3/8" | Red | 6 | 96 | TAB | 72 5° |
| W32125* | 1/2" | Blue | 6 | 96 | TAB | 72 5° |
| W1716* | 3-PC | Set | 6 | 36 | CLM | 43, 72 8.4, 5.0 |



DIGITAL TORQUE ADAPTER

- Rotatable adapter is rotatable for ease of use.
- Audible and LED torque limit indicator.
- Automatic sleep mode after 3 minutes of non-activity.
- 1/2" drive (includes adapters for 3/8" and 1/4" drive).
- Blow molded storage case.

| Item # | IP | MP | PKG | Drive | Torque Range | Accuracy | Battery |
|--------------|----|----|-----|-------|--|----------|---------|
| M206* | 6 | 48 | CLM | 1/2" | 30 - 150 ft/lbs. <small>also kg/cm kg/m in/lbs. N/m</small> | ±2% | CR2032 |



HAND TOOLS

RATCHETS

PT HANDLE RATCHET

- Chrome vanadium alloy steel construction for strength and durability.
- Black phosphate finish resists oil and corrosion.
- Double-injection molded handle.
- US Patent D693201S1.



| Item # | Quick | | | PKG | Drive | Gear | | |
|----------------|---------|----|----|-----|-------|-------|-------|----------|
| | Release | IP | MP | | | Teeth | Sweep | Length |
| W38100* | x | 6 | 24 | TAB | 3/8" | 108 | 3.3° | 8-11/16" |
| W32100* | x | 3 | 12 | TAB | 1/2" | 108 | 3.3° | 10-3/4" |

LONG HANDLE TEARDROP RATCHET

- Chrome vanadium alloy steel construction for strength and durability.
- Polished nickel chrome plated finish resists corrosion.
- Double-injection molded handle.
- US Patent D693201S1.



Available in fixed or locking flex head.

| Fixed Head | Flex Head | IP | MP | PKG | Drive | Teeth | Sweep | Length |
|----------------|----------------|----|----|-----|-------|-------|-------|--------|
| W36180* | W36181* | 6 | 36 | TAB | 1/4" | 108 | 3.3° | 12" |
| W38180* | W38181* | 6 | 24 | TAB | 3/8" | 108 | 3.3° | 18" |
| W32180* | W32181* | 6 | 12 | TAB | 1/2" | 108 | 3.3° | 24" |



TEARDROP RATCHETS

- Quick release feature for quick and easy socket changes.
- Chrome vanadium alloy steel construction for strength and durability.
- Polished nickel chrome plated finish resists corrosion.



| Item # | Quick | | | PKG | Drive | Teeth | Sweep | Length |
|----------------|---------|----|----|-----|-------|-------|-------|--------|
| | Release | IP | MP | | | | | |
| W36101* | x | 6 | 48 | TAB | 1/4" | 72 | 5° | 5-1/2" |
| W38101* | x | 6 | 24 | TAB | 3/8" | 72 | 5° | 7-5/8" |
| W32101* | x | 6 | 24 | TAB | 1/2" | 72 | 5° | 9-1/2" |

SEALED HEAD RATCHETS

- Chrome vanadium alloy steel construction for strength and durability.
- Oversized aluminum handle for a more positive grip.
- Fully sealed head for easy cleanup.



| Item # | Quick | | | PKG | Drive | Gear | | |
|----------------|---------|----|----|-----|-------|-------|-------|---------|
| | Release | IP | MP | | | Teeth | Sweep | Length |
| W36131* | | 6 | 24 | TAB | 1/4" | 90 | 4° | 6" |
| W38131* | | 6 | 24 | TAB | 3/8" | 90 | 4° | 9" |
| W32131* | | 6 | 24 | TAB | 1/2" | 90 | 4° | 10-1/2" |

PRO SWIVEL RATCHET

- Chrome vanadium alloy steel construction for strength and durability.
- Allows you access a fastener from directly above it.



Head rotates nearly 270°



| Item # | Quick | | | PKG | Drive | Gear | | |
|----------------|---------|----|----|-----|-------|-------|-------|--------|
| | Release | IP | MP | | | Teeth | Sweep | Length |
| W38133* | x | 6 | 36 | TAB | 3/8" | 72 | 5° | 8-3/4" |

BLK: Bulk | **CAS:** Storage Case | **CBX:** Color Box | **CRD:** Carded | **CLM:** Clamshell | **DBL:** Double Blister
LAB: Color Label | **RAC:** Storage Rack | **SHK:** Shrink Wrap | **SLV:** Sleeve | **TAB:** Hang Tab | **WBX:** White Box

TEARDROP RATCHETS

- Quick Release feature for quick and easy socket changes.
- Chrome vanadium alloy steel construction for strength and durability.
- Polished nickel chrome plated finish resists corrosion.

| Item # | Quick Release | IP | MP | PKG | Drive | Teeth | Sweep | Length |
|----------------|---------------|----|----|-----|-------|-------|-------|---------|
| W36132* | | 6 | 96 | TAB | 1/4" | 90 | 4° | 3-1/2" |
| W38122* | x | 6 | 12 | TAB | 3/8" | 24 | 15° | 15" |
| W32122* | x | 6 | 12 | TAB | 1/2" | 24 | 15° | 15" |
| W34100* | x | 1 | 6 | TAB | 3/4" | 24 | 15° | 19-1/2" |
| W31101* | x | 1 | 4 | TAB | 1" | 24 | 15° | 29-1/2" |



FLEX HEAD TEARDROP RATCHETS

- Flex head for hard-to-reach spots.

| Item # | Quick Release | IP | MP | PKG | Drive | Teeth | Sweep | Length |
|----------------|---------------|----|----|-----|-------|-------|-------|---------|
| W36102* | x | 6 | 48 | TAB | 1/4" | 72 | 5° | 5-1/2" |
| W38102* | x | 6 | 24 | TAB | 3/8" | 24 | 15° | 11-1/2" |
| W32102* | x | 6 | 24 | TAB | 1/2" | 24 | 15° | 11-1/2" |



ROUND HEAD RATCHETS

- Chrome vanadium alloy steel construction for strength and durability.
- Polished nickel chrome plated finish resists corrosion.
- Quick Release feature on for quick and easy socket changes on some models.

| Item # | Quick Release | IP | MP | PKG | Drive | Teeth | Sweep | Length |
|----------------|---------------|----|----|-----|-------|-------|-------|---------|
| W36113* | - | 6 | 48 | TAB | 1/4" | 45 | 8° | 3-3/4" |
| W36106* | - | 6 | 48 | TAB | 1/4" | 45 | 8° | 5-1/2" |
| W38112* | - | 6 | 48 | TAB | 3/8" | 41 | 8.8° | 4" |
| W38113* | x | 6 | 48 | TAB | 3/8" | 41 | 8.8° | 4" |
| W38106* | - | 6 | 24 | TAB | 3/8" | 41 | 8.8° | 7-7/8" |
| W38107* | x | 6 | 48 | TAB | 3/8" | 41 | 8.8° | 7-7/8" |
| W32106* | - | 6 | 24 | TAB | 1/2" | 45 | 8° | 9-1/2" |
| W34101* | - | 1 | 6 | TAB | 3/4" | 43 | 8.4° | 19-1/2" |



ROUND FLEX HEAD RATCHETS

- Flex head for hard-to-reach spots.

| Item # | Quick Release | IP | MP | PKG | Drive | Teeth | Sweep | Length |
|----------------|---------------|----|----|-----|-------|-------|-------|--------|
| W36114* | - | 6 | 48 | TAB | 1/4" | 45 | 8° | 4-1/2" |
| W38114* | - | 6 | 48 | TAB | 3/8" | 41 | 8.8° | 5" |
| W38115* | x | 6 | 48 | TAB | 3/8" | 41 | 8.8° | 5" |
| W38108* | - | 6 | 24 | TAB | 3/8" | 41 | 8.8° | 11" |



ROUND HEAD RATCHET

- Drop forged steel construction.
- Chrome plated to resist corrosion.
- Comfortable rubber grip handle.

| Item # | IP | MP | PKG | Drive | Teeth | Sweep | Length |
|---------------|----|----|--------|-------|-------|-------|--------|
| W17C* | 6 | 36 | CRD | 3/8" | 39 | 9.2° | 5" |
| 20104* | 6 | 36 | Pg 323 | | | | |



HAND TOOLS

TORQUE WRENCHES

3/4 IN. DR. TORQUE WRENCHES

- Professional grade 3/4" dr. reversible clicker type torque wrench.
- Locking mechanism prevents accidental adjustment during operations.
- Wrench clicks when you reached your desire torque setting.
- High density polyethylene (HDPE) storage case included.

Accuracy +/- 4% meets standards for torque wrenches.



24 gear teeth for precision torque control



Engraved with ft.-pound and newton-meters.

| Item # | IP | MP | PKG | Drive | Torque Range | Accuracy | Length |
|--------|----|----|-----|-------|----------------|----------|---------|
| M203* | 1 | 4 | CAS | 3/4" | 50-100 ft/lbs. | ±4% | 32-1/8" |
| M204* | 1 | 2 | CAS | 3/4" | 100-600 ft/lbs | ±4% | 40" |

LOCKING TORQUE WRENCHES


- Clockwise & counterclockwise operation.
- High grade spring steel torque mechanism.
- Wrench clicks when you reached your desire torque setting.
- Heavy duty case.



41 gear teeth for precision torque control.



Patented torque adjusting lock/unlock collar.



Non-slip cushion grip handle.

| Item # | IP | MP | PKG | Drive | Torque Range | Accuracy | Length |
|--------|----|----|-----|-------|----------------|----------|---------|
| M196* | 1 | 6 | CLM | 1/4" | 30-250 in/lbs. | ±4% | 12" |
| M197* | 1 | 6 | CLM | 3/8" | 30-250 in/lbs. | ±4% | 12-1/2" |
| M198* | 1 | 6 | CLM | 3/8" | 10-100 ft/lbs. | ±4% | 17-1/2" |
| M199* | 1 | 6 | CLM | 1/2" | 25-250 ft/lbs. | ±4% | 22" |

CLICK TORQUE WRENCHES

- Professional style.
- Chrome plated alloy steel.
- Ratchet style with engraved scale.
- Nickel chrome plated alloy steel.



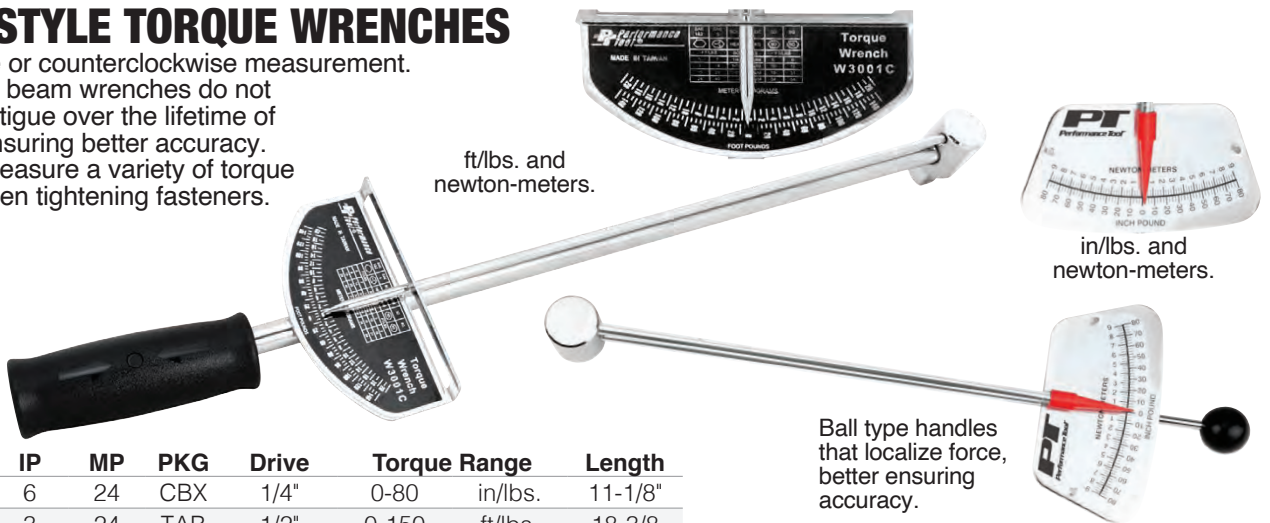
Compact size for tight spots.

| Item # | IP | MP | PKG | Drive | Torque Range | Accuracy | Length |
|---------|----|----|-----|-------|-----------------|----------|---------|
| M201* | 1 | 12 | CLM | 1/4" | 20-200 in/lbs. | ±4% | 10-1/2" |
| M202-P* | 6 | 24 | CLM | 3/8" | 120-960 in/lbs. | ±4% | 10-1/4" |
| M200DB* | 1 | 12 | CLM | 1/2" | 10-150 ft/lbs. | ±4% | 17-1/2" |

BLK: Bulk | CAS: Storage Case | CBX: Color Box | CRD: Carded | CLM: Clamshell | DBL: Double Blister
LAB: Color Label | RAC: Storage Rack | SHK: Shrink Wrap | SLV: Sleeve | TAB: Hang Tab | WBX: White Box

BEAM STYLE TORQUE WRENCHES

- Clockwise or counterclockwise measurement.
- Deflection beam wrenches do not wear or fatigue over the lifetime of the tool, insuring better accuracy.
- Directly measure a variety of torque values when tightening fasteners.



| Item # | IP | MP | PKG | Drive | Torque Range | Length |
|----------------|----|----|-----|-------|----------------|---------|
| M195* | 6 | 24 | CBX | 1/4" | 0-80 in./lbs. | 11-1/8" |
| W3001C* | 3 | 24 | TAB | 1/2" | 0-150 ft./lbs. | 18-3/8" |

MICRO TORQUE SCREWDRIVER

- Great for the electronics, instruments, TPMS valve cores, firearms and more.
- Universal 1/4" hex bit holder with 1/4" drive socket adapter.
- Easy to adjust torque collar holds desired setting when released.
- Comfortable rubberized grip.
- Permanently lubricated internal mechanism, never needs oil.



Eliminate over torquing and reduce risk of damage to sensitive equipment or components.



| Item # | IP | MP | PKG | Drive | Torque Range | Accuracy | Length |
|--------------|----|----|-----|-------|---------------|----------|--------|
| M194* | 12 | 48 | CRD | 1/4" | 3-15 in./lbs. | ±5% | 6" |

1/2 IN. DR. TORQUE ANGLE GAUGE

- 360 Degree angle scale in 2 degree increments.
- Adjustable arm has 2 different lengths for flexibility of use.
- For use with 1/2" drive tools.



| Item # | IP | MP | PKG | Diameter |
|--------------|----|----|-----|----------|
| M205* | 12 | 48 | CRD | 3" |

5-PC TORQUE LIMITING EXTENSION SET

- Helps apply torque to the correct tolerances and prevent over tightening.
- Color coded for easy identification.
- Heavy duty chrome molybdenum.
- Includes storage/carrying case.

| Item # | IP | MP | PKG | Length | Torque Range | |
|----------------|----|----|-----|--------|--------------|--------|
| | | | | | ft./lbs. | Color |
| W32903* | 1 | 12 | CAS | 7-5/8" | 75 ft./lbs. | Black |
| | | | | | 80 ft./lbs. | Yellow |
| | | | | | 90 ft./lbs. | Red |
| | | | | | 100 ft./lbs. | Blue |
| | | | | | 110 ft./lbs. | Orange |



HAND TOOLS

EXTENSIONS

EXTENSIONS

- Chrome vanadium alloy steel construction for strength and durability.
- Polished nickel chrome plated finish resists corrosion.



W38154
Push button quick release.

| Drive | Length | Item # | IP | MP | PKG |
|-------|--------|----------------|----|----|-----|
| 1/4" | 2" | W36142* | 6 | 48 | TAB |
| | 3" | W36143* | 6 | 48 | TAB |
| | 6" | W36146* | 6 | 48 | TAB |
| 3/8" | 1-3/4" | W38140* | 6 | 48 | TAB |
| | 3" | W38143* | 6 | 48 | TAB |
| | 6" | W38146* | 6 | 48 | TAB |
| | 8" | W38148* | 6 | 48 | TAB |
| | 10" | W38150* | 6 | 48 | TAB |
| | 18" | W38156* | 6 | 48 | TAB |
| 1/2" | 3" | W32143* | 6 | 48 | TAB |
| | 5" | W32145* | 6 | 48 | TAB |
| | 10" | W32150* | 6 | 48 | TAB |
| | 20" | W32153* | 6 | 24 | TAB |
| 3/4" | 4" | W34144* | 6 | 24 | TAB |
| | 8" | W34148* | 6 | 24 | TAB |
| | 16" | W34151* | 6 | 12 | TAB |

| Item # | | IP | MP | PKG | Drive | 1-3/4" | 2" | 3" | 5" | 6" | 8" | 10" |
|----------------|-----------------|----|----|-----|-------|--------|----|----|----|----|----|-----|
| W36940* | 3-PC | 6 | 48 | TAB | 1/4" | - | X | X | - | X | - | - |
| W38152* | 4-PC | 6 | 48 | TAB | 3/8" | X | - | X | - | X | X | - |
| W38155* | 3-PC | 6 | 24 | TAB | 3/8" | X | - | X | - | - | X | - |
| W38154* | 3-PC LOCKING | 6 | 36 | TAB | 3/8" | - | - | X | - | X | - | X |
| W32140* | 3-PC | 6 | 24 | TAB | 1/2" | - | - | X | X | - | - | X |

WOBBLE EXTENSIONS

- Increased angle flexibility.
- Chrome vanadium alloy steel construction for strength and durability.
- Polished nickel chrome plated finish resists corrosion.



| Drive | Length | Item # | IP | MP | PKG |
|-------|--------|----------------|----|----|-----|
| 3/8" | 1-3/4" | W38141* | 6 | 48 | TAB |
| | 3" | W38144* | 6 | 48 | TAB |
| | 6" | W38147* | 6 | 48 | TAB |
| | 8" | W38149* | 6 | 48 | TAB |
| | 10" | W38151* | 6 | 48 | TAB |

HAND TOOLS

| Item # | | IP | MP | PKG | Drive | 1-3/4" | 2" | 3" | 5" | 8" | 10" |
|----------------|------|----|----|-----|-------|--------|----|----|----|----|-----|
| W30957* | 3-PC | 6 | 48 | TAB | 1/4" | - | X | - | - | - | - |
| | | | | | 3/8" | X | - | - | - | - | - |
| | | | | | 1/2" | - | X | - | - | - | - |
| W38157* | 3-PC | 6 | 24 | TAB | 3/8" | - | - | X | X | - | X |
| W32141* | 3-PC | 6 | 24 | TAB | 1/2" | X | - | X | - | X | - |

LONG EXTENSION SETS

- Extended length for hard to reach nuts & bolts.
- Chrome vanadium steel for strength and durability.
- Chrome plated finish with knurled grip.



| Item # | | IP | MP | PKG | Drive | 12" | 15" | 18" | 24" | 30" |
|----------------|------|----|----|-----|-------|-----|-----|-----|-----|-----|
| W36139* | 3-PC | 6 | 24 | TAB | 1/4" | X | X | X | - | - |
| W38139* | 3-PC | 6 | 12 | TAB | 3/8" | - | - | X | X | X |
| W32139* | 3-PC | 1 | 6 | TAB | 1/2" | - | - | X | X | X |

DRIVE ADAPTERS

- Chrome vanadium alloy steel construction for strength and durability.
- Polished nickel chrome plated finish resists corrosion.

| Item # | IP | MP | PKG | Size | 1/4" (M) | 3/8" (M) | 1/2" (M) | 3/4" (M) | 1" (M) |
|----------------|----|-----|-----|----------|----------|----------|----------|----------|--------|
| W36157* | 6 | 48 | TAB | 1/4" (F) | - | x | - | - | - |
| W38159* | 6 | 48 | TAB | 3/8" (F) | x | - | - | - | - |
| W38158* | 6 | 48 | TAB | | - | - | x | - | - |
| W32157* | 6 | 48 | TAB | - | x | - | - | - | |
| W1136C* | 12 | 120 | CRD | 1/2" (F) | - | x | - | - | - |
| W32158* | 6 | 48 | TAB | - | - | - | x | - | |
| W34157* | 6 | 24 | TAB | 3/4" (F) | - | - | x | - | - |
| W34158* | 6 | 24 | TAB | | - | - | - | - | x |

| Item # | IP | MP | PKG | Size | 1/4" (M) | 3/8" (M) | 1/2" (M) |
|------------------------|----|----|-----|----------|----------|----------|----------|
| W30934* 4-PC | 6 | 48 | TAB | 1/4" (F) | - | x | - |
| | | | | 3/8" (F) | x | - | x |
| | | | | 1/2" (F) | - | x | - |



W30934



W30939

6-PC DRIVE ADAPTER SET

- Chrome vanadium alloy steel construction for strength and durability.
- Polished nickel chrome plated finish resists corrosion.
- Storage / carrying case.

| Item # | IP | MP | PKG | Size | 1/4" (M) | 3/8" (M) | 1/2" (M) | 3/4" (M) | 1" (M) |
|----------------|----|----|-----|----------|----------|----------|----------|----------|--------|
| W30939* | 6 | 24 | CLM | 1/4" (F) | - | x | - | - | - |
| | | | | 3/8" (F) | x | - | x | - | - |
| | | | | 1/2" (F) | - | x | - | x | - |
| | | | | 3/4" (F) | - | - | x | - | - |

U-JOINTS

- Chrome vanadium alloy steel construction for strength and durability.
- Polished nickel chrome plated finish resists corrosion.

| Item # | IP | MP | PKG | Item # | Drive | IP | MP | PKG |
|----------------------------|----|----|-----|---------------|-------|----|----|-----|
| W30933* 3-PC Set | 6 | 48 | TAB | W36130 | 1/4" | 6 | 48 | TAB |
| | | | | W38130 | 3/8" | 6 | 48 | TAB |
| | | | | W32130 | 1/2" | 6 | 48 | TAB |
| | | | | W34130 | 3/4" | 6 | 24 | TAB |

W30933



HAND TOOLS

FLEX UNIVERSAL JOINT

- Spring loaded for smooth operation.
- Unique space saving ball and pin design.
- High polish chrome vanadium steel.


| Item # | Drive | IP | MP | PKG |
|----------------|-------|----|----|-----|
| W36136* | 1/4" | 6 | 96 | TAB |
| W38136* | 3/8" | 6 | 96 | TAB |
| W32136* | 1/2" | 6 | 96 | TAB |



ADAPTERS & U-JOINTS

DRIVE ACCESSORY SETS

- Chrome vanadium alloy steel construction for strength and durability.
- Polished nickel chrome plated finish resists corrosion.



| Item # | IP | MP | PKG | Drive | 1/4" (M) | 3/8" (M) | 1/2" (M) | U-Joint | Extension | |
|----------------|-------|----|-----|-------|----------|----------|----------|---------|-----------|-----------|
| W30938* | 10-PC | 4 | 16 | CLM | 1/4" (F) | - | x | - | 1/4" | |
| | | | | | 3/8" (F) | x | - | x | 3/8" | 3, 6, 10" |
| | | | | | 1/2" (F) | - | x | - | 1/2" | - |
| W30935* | 7-PC | 6 | 24 | RAC | 1/4" (F) | - | x | - | 1/4" | |
| | | | | | 3/8" (F) | x | - | x | 3/8" | - |
| | | | | | 1/2" (F) | - | x | - | 1/2" | - |

3-PC MAGNETIC EXTENSION SET


- Strong magnetic tips protrude through socket to help prevent dropped fasteners.
- Chrome vanadium alloy steel construction for strength and durability.
- Polished nickel chrome plated finish resists corrosion.
- Designed for use with standard shallow wall sockets.



| Item # | IP | MP | PKG | 1/4" | 3/8" | 1/2" |
|----------------|----|----|-----|--------|--------|--------|
| W30932* | 6 | 48 | TAB | 1-1/4" | 1-7/8" | 2-1/2" |

2-PC FLEXIBLE EXTENSION SET

- Flexible shafts allow improved access in tight spaces without sacrificing torque.
- Chrome vanadium alloy steel construction.
- Polished nickel chrome plated finish.



| Item # | IP | MP | PKG | 1/4" | 3/8" |
|----------------|----|-----|-----|------|------|
| W30931* | 10 | 100 | TAB | 6" | 8" |

SOCKET RAILS

- Convenient way to organize sockets.
- Rail contains 16 socket clips.
- Easily mounts to wall or tool box.



| Item # | IP | MP | PKG | Capacity |
|-----------------|----|----|-----|-----------------|
| W14-SKH* | 12 | 48 | CRD | 1/4" 16 sockets |
| W38-SKH* | 12 | 48 | TAB | 3/8" 16 sockets |
| W12-SKH* | 12 | 48 | CRD | 1/2" 16 sockets |
| W3-SKH* | 6 | 48 | CRD | 3-PC |
| WITH HANDLES | | | | |
| W3600* | 6 | 36 | TAB | 1/4" 14 sockets |
| W3800* | 6 | 36 | TAB | 3/8" 14 sockets |
| W3200* | 6 | 36 | TAB | 1/2" 14 sockets |




HAND TOOLS

ALUMINUM DUAL SIDED SOCKET RAILS

- Clips feature spring loaded ball bearings for easy on/off.
- Double sided for efficient use of space.


| Item # | IP | MP | PKG | Color | Length | Capacity |
|----------------|----|----|-----|-------|--------|------------|
| W36001* | 6 | 72 | TAB | Green | 1/4" | 18 sockets |
| W38004* | 6 | 72 | TAB | Red | 3/8" | 16 sockets |
| W32004* | 6 | 72 | TAB | Blue | 1/2" | 14 sockets |



MAGNETIC SOCKET RAILS

- Heavy duty rare earth magnets hold to any ferrous surface.
- Clips feature spring loaded ball bearings for easy on/off.
- EVA foam backing won't scratch delicate finishes.

| Item # | IP | MP | PKG | Color | Length | Capacity |
|----------------|----|----|-----|-------|--------|------------|
| W36003* | 6 | 36 | CLM | Green | 1/4" | 20 sockets |
| W38003* | 6 | 36 | CLM | Red | 3/8" | 17 sockets |
| W32003* | 6 | 36 | CLM | Blue | 1/2" | 14 sockets |



10-PC RAIL REPLACEMENT CLIPS

- Clips feature spring loaded ball bearings for easy on/off.

| Item # | IP | MP | PKG | Use with |
|------------------|------|----|---------|-----------------|
| W32003-1* | 1/2" | 20 | 200 BAG | W36001 & W36003 |
| W36003-1* | 1/4" | 20 | 200 BAG | W38004 & W38003 |
| W38003-1* | 3/8" | 20 | 200 BAG | W32004 & W32003 |



MAGNETIC SOCKET RAILS WITH TWIST LOCK

- Heavy duty magnet holds to any ferrous surface.
- Sliding clips allow for a variety of socket sizes.
- Unique twist lock feature - place socket on clip, rotate 90° to lock on, turn again to remove.


| Item # | IP | MP | PKG | Color | Length | Capacity |
|----------------|----|----|-----|-------|--------|------------|
| W36190* | 6 | 24 | CRD | Green | 1/4" | 14 sockets |
| W38190* | 6 | 24 | CRD | Red | 3/8" | 14 sockets |
| W32190* | 6 | 24 | CRD | Blue | 1/2" | 10 sockets |



SOCKET HOLDER TRAYS

- Securely holds and organizes standard and deep sockets and accessories.
- Pre-marked with appropriate standard size markings for quick and easy viewing.
- Designed for standard and deep wall sockets and/or accessories.

| Item # | IP | MP | PKG | Holds | Drive & Markings |
|--------------|----|----|-----|-------|---|
| W773* | 6 | 96 | SHK | 22 | 1/4" 3/16, 7/32, 1/4, 9/32, 5/16, 11/32, 3/8, 7/16, 1/2, 9/16, 5/8" |
| W776* | 6 | 96 | SHK | 28 | 1/4" 4, 4.5, 5, 5.5, 6, 7, 8, 9, 10, 11, 12, 13, 14, 15mm |
| W774* | 6 | 48 | SHK | 26 | 3/8" 1/4, 5/16, 3/8, 7/16, 1/2, 9/16, 5/8, 11/16, 3/4, 13/16, 7/8, 15/16, 1", 3/8" |
| W778* | 6 | 48 | SHK | 30 | 3/8" 6, 7, 8, 9, 10, 11, 12, 13, 14, 15, 16, 17, 18, 19, 20mm |
| W775* | 6 | 48 | SHK | 28 | 1/2" 3/8, 7/16, 1/2, 9/16, 5/8, 11/16, 3/4, 13/16, 7/8, 15/16, 1, 1-1/16, 1-1/8, 1-1/4" |
| W779* | 6 | 48 | SHK | 34 | 1/2" 10, 11, 12, 13, 14, 15, 16, 17, 18, 19, 20, 21, 22, 23, 24, 25, 27mm |



PROFESSIONAL WRENCHES

7-PC PRO COMBINATION WRENCH SETS

- Premium quality drop forged and hardened chrome alloy steel.
- Nickel chrome plated to resist corrosion and fully polished for easy cleanup.
- Box end features rounded corners for increased torque.



| Item # | IP | MP | PKG | Sizes |
|---------|----|----|-----|---------------------------------------|
| W30001* | 6 | 24 | RAC | 10, 12, 13, 14, 15, 16, 18mm |
| W30200* | 6 | 24 | RAC | 5/16, 3/8, 7/16, 1/2, 9/16, 5/8, 3/4" |

10-PC PRO COMBINATION WRENCH SETS

- Premium quality drop forged and hardened chrome alloy steel.
- Nickel chrome plated to resist corrosion and fully polished for easy cleanup.
- Box end features rounded corners for increased torque.



| Item # | IP | MP | PKG | Sizes |
|---------|----|----|-----|--|
| W30002* | 3 | 12 | CAS | 10, 11, 12, 13, 14, 15, 16, 17, 18, 19mm |
| W30202* | 3 | 12 | CAS | 1/4, 5/16, 3/8, 7/16, 1/2, 9/16, 5/8, 11/16, 3/4, 13/16" |

OPEN STOCK

| Size | Item # | IP | MP | PKG |
|---------|---------|----|----|-----|
| 1/4" | W30208* | 6 | 72 | TAB |
| 5/16" | W30210* | 6 | 72 | TAB |
| 11/32" | W30211* | 6 | 72 | TAB |
| 3/8" | W30212* | 6 | 72 | TAB |
| 7/16" | W30214* | 6 | 72 | TAB |
| 1/2" | W30216* | 6 | 72 | TAB |
| 9/16" | W30218* | 6 | 72 | TAB |
| 5/8" | W30220* | 6 | 72 | TAB |
| 11/16" | W30222* | 6 | 72 | TAB |
| 3/4" | W30224* | 6 | 72 | TAB |
| 13/16" | W30226* | 6 | 72 | TAB |
| 7/8" | W30228* | 6 | 72 | TAB |
| 15/16" | W30230* | 6 | 48 | TAB |
| 1" | W30232* | 6 | 36 | TAB |
| 1-1/16" | W30234* | 6 | 36 | TAB |
| 1-1/8" | W30236* | 6 | 24 | TAB |
| 1-3/16" | W30238* | 6 | 24 | TAB |
| 1-1/4" | W30240* | 6 | 24 | TAB |



OPEN STOCK

| Size | Item # | IP | MP | PKG |
|------|---------|----|----|-----|
| 6mm | W30006* | 6 | 72 | TAB |
| 7mm | W30007* | 6 | 72 | TAB |
| 8mm | W30008* | 6 | 72 | TAB |
| 9mm | W30009* | 6 | 72 | TAB |
| 10mm | W30010* | 6 | 72 | TAB |
| 11mm | W30011* | 6 | 72 | TAB |
| 12mm | W30012* | 6 | 72 | TAB |
| 13mm | W30013* | 6 | 72 | TAB |
| 14mm | W30014* | 6 | 72 | TAB |
| 15mm | W30015* | 6 | 72 | TAB |
| 16mm | W30016* | 6 | 72 | TAB |
| 17mm | W30017* | 6 | 72 | TAB |
| 18mm | W30018* | 6 | 72 | TAB |
| 19mm | W30019* | 6 | 72 | TAB |
| 20mm | W30020* | 6 | 72 | TAB |
| 21mm | W30021* | 6 | 72 | TAB |
| 22mm | W30022* | 6 | 72 | TAB |
| 23mm | W30023* | 6 | 48 | TAB |
| 24mm | W30024* | 6 | 36 | TAB |
| 25mm | W30025* | 6 | 36 | TAB |
| 26mm | W30026* | 6 | 36 | TAB |
| 27mm | W30027* | 6 | 36 | TAB |
| 28mm | W30028* | 6 | 36 | TAB |
| 29mm | W30029* | 6 | 24 | TAB |
| 30mm | W30030* | 6 | 24 | TAB |
| 32mm | W30032* | 6 | 24 | TAB |



HAND TOOLS

7-PC STUBBY WRENCH SETS

- Premium quality drop forged and hardened chrome alloy steel.
- Nickel chrome plated to resist corrosion
- Stubby length for easy access to tight areas.



| Item # | IP | MP | PKG | Sizes |
|----------------|----|----|-----|--|
| W30507* | 6 | 24 | RAC | 3/8, 7/16, 1/2, 9/16, 5/8, 11/16, 3/4" |
| W30607* | 6 | 24 | RAC | 10, 12, 13, 14, 15, 18, 19mm |

OPEN STOCK

| Size | Item # | IP | MP | PKG |
|--------|----------------|----|----|-----|
| 3/8" | W30512* | 6 | 96 | TAB |
| 7/16" | W30514* | 6 | 96 | TAB |
| 1/2" | W30516* | 6 | 96 | TAB |
| 9/16" | W30518* | 6 | 96 | TAB |
| 5/8" | W30520* | 6 | 96 | TAB |
| 11/16" | W30522* | 6 | 96 | TAB |
| 3/4" | W30524* | 6 | 96 | TAB |

| | | | | |
|------|----------------|---|----|-----|
| 10mm | W30610* | 6 | 96 | TAB |
| 11mm | W30611* | 6 | 96 | TAB |
| 12mm | W30612* | 6 | 96 | TAB |
| 13mm | W30613* | 6 | 96 | TAB |
| 14mm | W30614* | 6 | 96 | TAB |
| 15mm | W30615* | 6 | 96 | TAB |
| 16mm | W30616* | 6 | 96 | TAB |
| 17mm | W30617* | 6 | 96 | TAB |
| 18mm | W30618* | 6 | 96 | TAB |
| 19mm | W30619* | 6 | 96 | TAB |



4-PC FLARE NUT WRENCH SETS

- Premium quality drop forged and hardened chrome alloy steel.
- Nickel chrome plated to resist corrosion and fully polished for easy cleanup.
- 15 degree offset.



| Item # | IP | MP | PKG | Sizes | | | |
|----------------|----|----|-----|-------|-------|-------|--------|
| | | | | A | B | C | D |
| W30430* | 6 | 24 | RAC | 1/4" | 3/8" | 1/2" | 5/8" |
| | | | | 5/16" | 7/16" | 9/16" | 11/16" |
| W30431* | 6 | 24 | RAC | 9mm | 10mm | 13mm | 16mm |
| | | | | 11mm | 12mm | 14mm | 18mm |

OPEN STOCK




| Item # | Sizes | IP | MP | PKG |
|----------------|-------------|----|----|-----|
| W30402* | 3/8" 7/16" | 6 | 48 | TAB |
| W30403* | 1/2" 9/16" | 6 | 48 | TAB |
| W30404* | 5/8" 11/16" | 6 | 48 | TAB |
| W30405* | 3/4" 7/8" | 6 | 48 | TAB |
| W30409* | 9mm 11mm | 6 | 48 | TAB |
| W30410* | 10mm 12mm | 6 | 48 | TAB |
| W30413* | 13mm 14mm | 6 | 48 | TAB |
| W30415* | 15mm 17mm | 6 | 48 | TAB |
| W30416* | 16mm 18mm | 6 | 48 | TAB |
| W30419* | 19mm 21mm | 6 | 48 | TAB |



10-PC IGNITION WRENCH SETS

- Mini wrench set includes popular sizes perfect for use in tight spaces.
- Fully polished chrome plated finish.
- Vinyl pouch for easy storage.



| Item # | IP | MP | PKG | Sizes |
|----------------|----|----|-----|---|
| W30681* | 6 | 48 | BAG | 5/32, 3/16, 13/64, 7/32, 15/64, 1/4, 9/32, 5/16, 3/8, 7/16" |
| W30682* | 6 | 48 | BAG | 4, 4.5, 5, 5.5, 6, 7, 8, 9, 10, 11mm |



HAND TOOLS

PROFESSIONAL RATCHETING WRENCHES

12-PC RATCHETING WRENCH SETS

- Premium quality drop forged chrome vanadium steel.
- Triple chrome plated to resist corrosion and fully polished for easy cleanup.
- Low profile head for access in tight spaces.
- 100 gear teeth for a precise 3.6° sweep.



| Item # | IP | MP | PKG | Sizes |
|---------|----|----|-----|--|
| W30641* | 3 | 6 | RAC | 1/4, 5/16, 3/8, 7/16, 1/2, 9/16, 5/8, 11/16, 3/4, 13/16, 7/8, 1" |
| W30642* | 3 | 6 | RAC | 8, 9, 10, 11, 12, 13, 14, 15, 16, 17, 18, 19mm |

OPEN STOCK

| Size | Item # | IP | MP | PKG |
|--------|---------|----|-----|-----|
| 1/4" | W30250* | 10 | 100 | TAB |
| 5/16" | W30251* | 10 | 100 | TAB |
| 3/8" | W30252* | 10 | 100 | TAB |
| 7/16" | W30253* | 10 | 100 | TAB |
| 1/2" | W30254* | 10 | 100 | TAB |
| 9/16" | W30255* | 10 | 100 | TAB |
| 5/8" | W30256* | 10 | 100 | TAB |
| 11/16" | W30257* | 10 | 100 | TAB |
| 3/4" | W30258* | 10 | 100 | TAB |
| 13/16" | W30259* | 10 | 50 | TAB |
| 7/8" | W30260* | 10 | 50 | TAB |
| 15/16" | W30261* | 10 | 50 | TAB |
| 1" | W30262* | 10 | 50 | TAB |

OPEN STOCK

| | | | | |
|------|---------|----|-----|-----|
| 8mm | W30348* | 10 | 100 | TAB |
| 9mm | W30349* | 10 | 100 | TAB |
| 10mm | W30350* | 10 | 100 | TAB |
| 11mm | W30351* | 10 | 100 | TAB |
| 12mm | W30352* | 10 | 100 | TAB |
| 13mm | W30353* | 10 | 100 | TAB |
| 14mm | W30354* | 10 | 100 | TAB |
| 15mm | W30355* | 10 | 100 | TAB |
| 16mm | W30356* | 10 | 100 | TAB |
| 17mm | W30357* | 10 | 100 | TAB |
| 18mm | W30358* | 10 | 100 | TAB |
| 19mm | W30359* | 10 | 100 | TAB |
| 21mm | W30361* | 10 | 50 | TAB |
| 22mm | W30362* | 10 | 50 | TAB |



HAND TOOLS

6-PC BLACK RATCHETING WRENCH SETS

- Oil and corrosion resistant black finish.
- 72 Gear teeth for 5° sweep.
- Drop forged alloy steel.



| Item # | IP | MP | PKG | Sizes |
|--------|----|----|-----|----------------------------------|
| W1166* | 5 | 20 | RAC | 5/16, 3/8, 7/16, 1/2, 9/16, 5/8" |
| W1167* | 5 | 20 | RAC | 8, 10, 12, 13, 14, 17mm |

7-PC STUBBY RATCHETING WRENCH SETS

- 100 gear teeth for a precise 3.6° sweep.
- Triple chrome plated to resist corrosion and fully polished for easy cleanup.
- Low profile head for access in tight spaces.
- Premium quality drop forged chrome vanadium steel.



| Item # | IP | MP | PKG | Sizes |
|----------------|----|----|-----|---------------------------------------|
| W30634* | 6 | 24 | RAC | 5/16, 3/8, 7/16, 1/2, 9/16, 5/8, 3/4" |
| W30635* | 6 | 24 | RAC | 8, 10, 12, 13, 14, 15, 18mm |



7-PC RATCHETING WRENCH SETS

- Premium quality drop forged chrome vanadium steel.
- Triple chrome plated to resist corrosion and fully polished for easy cleanup.
- Low profile head for access in tight spaces.
- 100 gear teeth for a precise 3.6° sweep.



| Item # | IP | MP | PKG | Sizes |
|----------------|----|----|-----|---------------------------------------|
| W30630* | 3 | 12 | RAC | 5/16, 3/8, 7/16, 1/2, 9/16, 5/8, 3/4" |
| W30631* | 3 | 12 | RAC | 8, 10, 12, 13, 14, 15, 18mm |



4-PC JUMBO RATCHETING WRENCH SETS

- Premium quality drop forged chrome vanadium steel.
- Triple chrome plated to resist corrosion and fully polished for easy cleanup.
- Low profile head for access in tight spaces.
- 72 gear teeth for a precise 5° sweep.



| Item # | IP | MP | PKG | Sizes |
|----------------|----|----|-----|-----------------------|
| W30632* | 1 | 6 | RAC | 13/16, 7/8, 15/16, 1" |
| W30633* | 1 | 6 | RAC | 21, 22, 24, 25mm |



8-PC MAGNETIC FLEX HEAD RATCHETING WRENCH SETS

- Exclusive magnetic stop ring holds fastener to wrench.
- Drop forged chrome vanadium.
- Triple chrome plated finish.
- 72 Gear teeth for 5° sweep.



| Item # | IP | MP | PKG | Sizes |
|----------------|----|----|-----|--|
| W30645* | 3 | 18 | RAC | 5/16, 3/8, 7/16, 1/2, 9/16, 5/8, 11/16, 3/4" |
| W30646* | 3 | 18 | RAC | 8, 10, 12, 13, 14, 15, 17, 18mm |



HAND TOOLS

RATCHETING WRENCHES

7-PC RATCHETING WRENCH SETS

- 72 Gear teeth for 5° sweep.
- Drop forged chrome vanadium.
- Mirror polish finish.



| Item # | IP | MP | PKG | Sizes |
|--------|----|----|-----|---------------------------------------|
| W1091* | - | 5 | RAC | 5/16, 3/8, 7/16, 1/2, 9/16, 5/8, 3/4" |
| W1092* | - | 5 | RAC | 8, 10, 12, 13, 14, 15, 18mm |
| W1170* | 6 | 24 | RAC | 8, 9, 10, 12, 13, 14, 15, 17mm |
| W1171* | 6 | 24 | RAC | 5/16, 3/8, 7/16, 1/2, 9/16, 5/8, 3/4" |



7-PC FLEX HEAD RATCHETING WRENCH SETS

- Flex head pivots a full 180° for operation at any angle.
- Low profile head for access in tight spaces.
- 72 Gear teeth for 5° sweep.
- Drop forged chrome vanadium with mirror polish finish.
- Flip wrench over to reverse direction.



| Item # | IP | MP | PKG | Sizes |
|---------|----|----|-----|--|
| W30636* | 6 | 12 | RAC | 3/8, 7/16, 1/2, 9/16, 5/8, 11/16, 3/4" |
| W30637* | 6 | 12 | RAC | 10, 12, 13, 14, 15, 17, 18mm |



5-PC RATCHETING WRENCH SET

- Reversible for easy on and off application.
- 12 point heat treated box ends*.
- *1/4" is 6 point



| Item # | IP | MP | PKG | Sizes | | | | |
|--------|----|----|-----|-------|-------|-------|--------|--------|
| | | | | A | B | C | D | E |
| W709* | 6 | 24 | RAC | 1/4" | 3/8" | 1/2" | 5/8" | 11/16" |
| | | | | 5/16" | 7/16" | 9/16" | 11/16" | 7/8" |

RATCHETING EXTERNAL STAR BOX WRENCHES

- 100 gear teeth for a precise 3.6 degree sweep.
- Premium quality drop forged chrome vanadium steel.
- Triple chrome plated to resist corrosion and fully polished.
- Low profile head for access in tight spaces.

| Item # | IP | MP | PKG | Sizes |
|---------|----|-----|-----|-----------|
| W30450* | 10 | 100 | TAB | E6 & E8 |
| W30451* | 10 | 100 | TAB | E10 & E12 |
| W30452* | 10 | 100 | TAB | E14 & E18 |
| W30453* | 10 | 100 | TAB | E20 & E24 |



HAND TOOLS

22-PC COMBINATION WRENCH SET

- Polished chrome vanadium steel construction.
- Handy storage rack.



| Item # | IP | MP | PKG | Sizes |
|---------------|----|----|-----|--|
| W1069* | 2 | 8 | RAC | 1/4, 5/16, 3/8, 7/16, 1/2, 9/16, 5/8, 11/16, 3/4, 13/16, 7/8" 9, 10, 11, 12, 13, 14, 15, 16, 17, 18, 19mm |



22-PC COMBINATION WRENCH SET

- Chrome vanadium steel construction.
- Full pattern raised panel design.
- Chrome plated finish.
- Handy storage rack.



| Item # | IP | MP | PKG | Sizes |
|---------------|----|----|-----|--|
| W1084* | 1 | 6 | RAC | 1/4, 5/16, 3/8, 7/16, 1/2, 9/16, 5/8, 11/16, 3/4, 13/16, 7/8" 6, 7, 8, 9, 10, 11, 12, 13, 14, 17, 19mm |



32-PC COMBINATION WRENCH SET

- Mirror polished chrome vanadium steel.
- Improved box end design grips sides of fasteners for more torque.



| Item # | IP | MP | PKG | Sizes |
|---------------|----|----|-----|---|
| W1099* | 1 | 5 | RAC | Standard 1/4, 5/16, 11/32, 3/8, 7/16, 1/2, 9/16, 5/8, 11/16, 3/4" |
| | | | | Stubby 1/4, 3/8, 7/16, 1/2, 9/16, 5/8" |
| | | | | Standard 6, 7, 8, 9, 10, 12, 13, 15, 17, 18mm |
| | | | | Stubby 10, 11, 12, 13, 14, 15mm |



28-PC SAE & MET WRENCH SET


- Chrome vanadium steel construction.
- Full length pattern, flat panel design.
- Hinged storage/organizing rack features fold out panels for easy access.
- Mirror polished chrome finish for easy cleanup.

| Item # | IP | MP | PKG | Standard Sizes | Stubby Sizes |
|---------------|----|----|-----|---|----------------------------|
| W1093* | 1 | 6 | RAC | 1/4, 5/16, 3/8, 7/16, 1/2, 9/16, 5/8, 11/16, 3/4" | 3/8, 7/16, 1/2, 9/16, 5/8" |
| | | | | 6, 8, 10, 12, 13, 14, 15, 17, 18mm | 10, 12, 13, 14, 15mm |



14-PC COMBINATION WRENCH SETS

- Heat treated alloy steel.
- Raised panel design.
- Roll pouch for storage.



| Item # | IP | MP | PKG | Sizes |
|----------------|----|----|-----|---|
| W1114* | 1 | 6 | WBX | 3/8, 7/16, 1/2, 9/16, 5/8, 11/16, 3/4, 13/16, 7/8, 15/16, 1, 1-1/16, 1-1/8, 1-1/4" |
| W1114M* | 6 | 12 | WBX | 6, 7, 8, 9, 10, 11, 12, 13, 14, 15, 17, 19, 21, 22mm |



HAND TOOLS

WRENCH SETS

11-PC WRENCH SETS

- Chrome vanadium steel construction.
- Fully polished finish.
- Handy storage rack.



| Item # | IP | MP | PKG | Sizes |
|--------|----|----|-----|---|
| W1061* | 2 | 8 | RAC | 1/4, 5/16, 3/8, 7/16, 1/2, 9/16, 5/8, 11/16, 3/4, 13/16, 7/8" |
| W1062* | 2 | 8 | RAC | 9, 10, 11, 12, 13, 14, 15, 16, 17, 18, 19mm |

12-PC STUBBY WRENCH SET

- Fully polished chrome vanadium steel construction.
- Handy storage rack.



| Item # | IP | MP | PKG | Sizes |
|--------|----|----|-----|--|
| W1157* | 6 | 24 | RAC | 5/16, 3/8, 7/16, 1/2, 9/16, 5/8", 10, 11, 12, 13, 14, 15mm |

5-PC WRENCH SETS

- Heat treated alloy steel.
- Raised panel design.



| Item # | IP | MP | PKG | Sizes |
|--------|----|----|-----|----------------------------|
| W15P* | 6 | 48 | CRD | 3/8, 7/16, 1/2, 9/16, 5/8" |
| W15MP* | 6 | 48 | CRD | 8, 10, 12, 14, 17mm |

OPEN STOCK

| Size | Item # | IP | MP | PKG |
|----------|--------|----|----|-----|
| 1/4" | W320C* | 12 | 72 | TAB |
| 5/16" | W321C* | 12 | 72 | TAB |
| 3/8" | W322C* | 12 | 72 | TAB |
| 7/16" | W323C* | 12 | 72 | TAB |
| 1/2" | W324C* | 12 | 72 | TAB |
| 9/16" | W325C* | 12 | 72 | TAB |
| 5/8" | W326C* | 6 | 36 | TAB |
| 11/16" | W327C* | 6 | 36 | TAB |
| 3/4" | W328C* | 6 | 36 | TAB |
| 13/16" | W329C* | 6 | 36 | TAB |
| 7/8" | W330C* | 3 | 36 | TAB |
| 15/16" | W331C* | 12 | 36 | TAB |
| 1" | W332C* | 12 | 36 | TAB |
| 1-1/16" | W333C* | 12 | 36 | TAB |
| 1-1/8" | W334C* | 3 | 36 | TAB |
| 1-1/4" | W340C* | 3 | 36 | TAB |
| 1-5/16" | W376B* | 3 | 12 | BLK |
| 1-3/8" | W343B* | 3 | 12 | BLK |
| 1-7/16" | W377B* | 3 | 12 | BLK |
| 1-1/2" | W344B* | 3 | 12 | BLK |
| 1-5/8" | W345B* | 3 | 12 | BLK |
| 1-11/16" | W378B* | 3 | 12 | BLK |
| 1-3/4" | W346B* | 3 | 12 | BLK |
| 1-13/16" | W379B* | 3 | 12 | BLK |
| 1-7/8" | W347B* | 3 | 12 | BLK |
| 2" | W348B* | 3 | 12 | BLK |
| 2-1/8" | W353B* | 3 | 6 | BLK |
| 2-1/4" | W354B* | 3 | 6 | BLK |
| 2-3/8" | W355B* | 3 | 6 | BLK |
| 2-1/2" | W356B* | 3 | 6 | BLK |

| Size | Item # | IP | MP | PKG |
|------|--------|----|----|-----|
| 6mm | W308C* | 12 | 72 | TAB |
| 7mm | W309C* | 6 | 72 | TAB |
| 8mm | W310C* | 12 | 72 | TAB |
| 9mm | W311C* | 12 | 72 | TAB |
| 10mm | W312C* | 12 | 72 | TAB |
| 11mm | W313C* | 6 | 72 | TAB |
| 12mm | W314C* | 12 | 72 | TAB |
| 13mm | W315C* | 12 | 72 | TAB |
| 14mm | W316C* | 12 | 72 | TAB |
| 15mm | W317C* | 12 | 72 | TAB |
| 16mm | W307C* | 6 | 72 | TAB |
| 17mm | W318C* | 6 | 48 | TAB |
| 18mm | W349C* | 12 | 36 | TAB |
| 19mm | W319C* | 6 | 36 | TAB |
| 21mm | W341C* | 3 | 36 | TAB |
| 22mm | W342C* | 3 | 36 | TAB |
| 24mm | W368C* | 3 | 36 | TAB |



JUMBO COMBINATION WRENCH SET

- Drop forged alloy steel construction.
- Fully polished for easy cleanup.
- Nickel plated to resist corrosion.



| Item # | IP | MP | PKG | Sizes |
|----------------|-------|----|-----|--|
| W1104M* | 13-PC | 1 | 4 | CBX 20, 21, 22, 23, 24, 25, 26, 27, 28, 29, 30, 31, 32mm |

SUPER JUMBO WRENCH SETS

- Heat treated alloy steel.
- Full pattern raised panel design.




| Item # | IP | MP | PKG | Sizes |
|-------------|------|----|-----|---|
| S/4* | 4-PC | 1 | 2 | CBX 2-1/8, 2-1/4, 2-3/8, 2-1/2" |
| S/6* | 6-PC | 1 | 2 | CBX 1-3/8, 1-1/2, 1-5/8, 1-3/4, 1-7/8, 2" |

3-PC FLARE NUT WRENCH SETS

- Heat treated alloy steel.
- Drop forged for strength.
- Polished chrome plated finish.

| Item # | IP | MP | PKG | Sizes | | |
|---------------|----|----|-----|-------|-------|--------|
| | | | | A | B | C |
| W350* | 6 | 96 | CRD | 3/8" | 1/2" | 5/8" |
| | | | | 7/16" | 9/16" | 11/16" |
| W350M* | 6 | 96 | CRD | 10mm | 13mm | 16mm |
| | | | | 12mm | 14mm | 18mm |



CROWFOOT WRENCH SETS

- Heat treated alloy steel.
- Drop forged for strength.
- Polished chrome plated finish.
- Ideal for hard to reach fasteners.
- Bonus storage rail.



| Item # | IP | MP | PKG | Drive | Sizes |
|--------------|-------|----|-----|-------|--|
| W351* | 8-PC | 6 | 36 | CRD | 3/8" 3/8, 7/16, 1/2, 9/16, 5/8, 11/16, 3/4, 7/8" |
| W352* | 8-PC | 6 | 36 | CRD | 3/8" 10, 11, 13, 14, 15, 17, 18, 22mm |
| W452* | 10-PC | 6 | 36 | DBL | 3/8" 10, 12, 13, 14, 15, 16, 17, 18, 19, 21mm |
| W453* | 10-PC | 6 | 36 | DBL | 3/8" 3/8, 7/16, 1/2, 9/16, 5/8, 11/16, 3/4, 13/16, 7/8, 1" |

RATCHETING WRENCH ADAPTER SET

- Convert your ratcheting wrench into a ratchet or bit driver.
- Fits 3/8, 1/2 and 3/4" size ratcheting wrenches.
- 1/4, 3/8 and 1/2" drive, and 1/4" hex.
- Chrome vanadium construction.



| Item # | IP | MP | PKG |
|----------------|----|-----|-----|
| W30602* | 10 | 100 | CRD |

WRENCH & PLIER RACKS

EMPTY WRENCH SET RACKS

- Durable impact resistant construction.
- Comfortable molded handle.



| Item # | IP | MP | PKG | Markings |
|---------|----|----|-----|---|
| W30600* | 3 | 6 | SHK | 1/4, 5/16, 3/8, 7/16, 1/2, 9/16, 5/8, 11/16, 3/4, 13/16, 7/8, 15/16, 1" |
| W30601* | 3 | 6 | SHK | 6, 8, 10, 12, 13, 14, 15, 17, 18, 19, 21, 22, 24mm |

12 SLOT WRENCH RACKS

- Rubberized polymer construction resists fuels and chemicals and has no sharp edges.
- Non-slip slots lock in wrenches while still allowing easy one-handed removal.
- Full-size handle folds down to save space in toolbox drawer.
- Low profile fits shallow tool box drawers.
- Nail slots for mounting vertically.



| Item # | IP | MP | PKG | Sizes | |
|---------|--------|----|-----|-------|--|
| W30591* | SAE | 5 | 30 | BLK | 1/4, 5/16, 3/8, 7/16, 1/2, 9/16, 5/8, 11/16, 3/4, 13/16, 7/8, 15/16" |
| W30592* | Metric | 5 | 30 | BLK | 8, 9, 10, 11, 12, 13, 14, 15, 16, 17, 18, 19mm |

7 SLOT STUBBY WRENCH RACKS

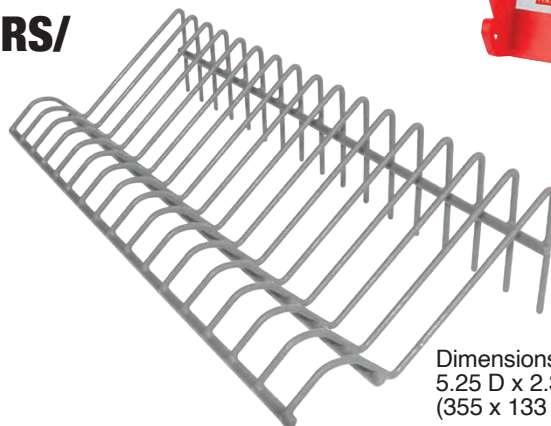
- Rubberized polymer construction resists fuels and chemicals and has no sharp edges.
- Non-slip slots lock in wrenches while still allowing easy one-handed removal.
- Full-size handle folds down to save space in toolbox drawer.
- Low profile fits shallow tool box drawers.
- Nail slots for mounting vertically.



| Item # | IP | MP | PKG | Sizes | |
|---------|--------|----|-----|-------|---|
| W30593* | SAE | 5 | 50 | BLK | 5/16, 3/8, 7/16, 1/2, 9/16, 5/8, 11/16" |
| W30594* | Metric | 5 | 50 | BLK | 8, 9, 10, 11, 12, 13, 14mm |

16 SLOT WIRE PLIERS/TOOL RACK

- Keep pliers organized in your toolbox drawer or work bench.
- 3/4 inch (19mm) wide slots fit most pliers, adjustable wrenches and similar size tools.
- PVC coating protects pliers and prevents slippage.
- Designed to accommodate both vinyl grips and injection grips.



Dimensions: 14 W x 5.25 D x 2.37 H inches (355 x 133 x 60mm)

| Item # | IP | MP | PKG |
|---------|----|----|-----|
| W30552* | 4 | 24 | CBX |

BLK: Bulk | CAS: Storage Case | CBX: Color Box | CRD: Carded | CLM: Clamshell | DBL: Double Blister
LAB: Color Label | RAC: Storage Rack | SHK: Shrink Wrap | SLV: Sleeve | TAB: Hang Tab | WBX: White Box

SLIP JOINT PLIERS

- Ergonomic cushion grip handles for comfort and control.
- Heat treated cutting edges for added hardness.
- Drop forged alloy steel construction.
- Machine ground and polished jaws.

| Item # | IP | MP | PKG | Length |
|----------|----|----|-----|--------|
| W1120PC* | 6 | 60 | CRD | 6" |
| W1121PC* | 6 | 72 | CRD | 8" |

LINESMAN PLIERS

| Item # | IP | MP | PKG | Length |
|--------|----|----|-----|--------|
| W1118* | 6 | 72 | CRD | 7" |


LONG NOSE PLIERS

| Item # | IP | MP | PKG | Length |
|---------|----|----|-----|--------|
| W1117C* | 6 | 72 | CRD | 6" |
| W1102* | 6 | 48 | CRD | 8" |

DIAGONAL PLIERS

| Item # | IP | MP | PKG | Length |
|---------|----|----|-----|--------|
| W1122C* | 6 | 72 | CRD | 6" |
| W1103* | 6 | 48 | CRD | 7" |

LONG REACH PLIERS



| Item # | IP | MP | PKG | Length | Angle |
|--------|----|----|-----|--------|-----------|
| W1044* | 6 | 48 | CRD | 11" | - |
| W1045* | 6 | 48 | CRD | 11" | 45° |
| W1046* | 6 | 48 | CRD | 11" | 90° |
| W1047* | 6 | 48 | CRD | 11" | Offset |
| W1048* | 6 | 48 | CRD | 11" | 1/2" Hose |

GROOVE JOINT PLIERS

| Item # | IP | MP | PKG | Length | Capacity |
|---------|----|----|-----|--------|----------|
| W1119C* | 6 | 48 | CRD | 9-1/2" | 1-1/4" |
| W1101* | 6 | 24 | CRD | 12" | 1-5/8" |

FENCE PLIERS

- Drop forged alloy steel construction.
- Machine ground and polished jaws.
- Hammer head, pick end and wire cutters.

| Item # | IP | MP | PKG | Length |
|--------|----|----|-----|--------|
| W1500* | 6 | 36 | CRD | 10" |



HAND TOOLS

PROFESSIONAL PLIERS

PROFESSIONAL GRIP

- Ergonomic non-slip molded grips for improved comfort and control.
- Premium quality drop forged and hardened chrome vanadium steel.
- US Patent D704523S1.

SLIP JOINT PLIERS

- Precision machined jaws for maximum gripping power.

| Item # | IP | MP | PKG | Length |
|---------|----|----|-----|--------|
| W30720* | 6 | 36 | CRD | 6" |
| W30721* | 6 | 36 | CRD | 8" |
| W30722* | 6 | 36 | CRD | 10" |

LINESMAN PLIERS

- Induction hardened and precision sharpened cutting edges.

| Item # | IP | MP | PKG | Length |
|---------|----|----|-----|--------|
| W30728* | 6 | 36 | CRD | 8" |

LONG NOSE PLIERS

- Induction hardened and precision sharpened cutting edges.

| Item # | IP | MP | PKG | Length | Angle |
|---------|----|-----|-----|---------|-------|
| W30736* | 12 | 144 | CRD | 5" mini | - |
| W30735* | 12 | 144 | CRD | 5" mini | - |
| W30734* | 12 | 144 | CRD | 5" mini | 45° |
| W30731* | 6 | 36 | CRD | 6" | - |
| W30732* | 6 | 36 | CRD | 6" | 45° |
| W30733* | 6 | 36 | CRD | 8" | - |

DIAGONAL PLIERS

- Induction hardened and precision sharpened cutting edges.

| Item # | IP | MP | PKG | Length |
|---------|----|-----|-----|---------|
| W30737* | 12 | 144 | CRD | 5" mini |
| W30725* | 6 | 36 | CRD | 6" |
| W30726* | 6 | 36 | CRD | 8" |

END NIPPER PLIERS

- Induction hardened and precision sharpened cutting edges.
- Cuts copper, aluminum, steel, and piano wire in solid, stranded, and braided forms.

| Item # | IP | MP | PKG | Length |
|---------|----|-----|-----|---------|
| W30768* | 6 | 36 | CRD | 8" |
| W30738* | 12 | 144 | CRD | 5" mini |

4-PC PROFESSIONAL GRIP PLIERS SET


- Drop forged chrome vanadium steel.
- Induction hardened cutting edges.
- Precision machined jaws.

| Item # | IP | MP | PKG | Slip Joint | Diagonal Cutter | Long Nose | Linesman |
|---------|----|----|-----|------------|-----------------|-----------|----------|
| W30765* | 6 | 12 | CRD | 6" | 6" | 6" | 7" |



HAND TOOLS

LONG REACH PLIERS



| Item # | IP | MP | PKG | Length | Angle |
|---------|----|----|-----|--------|-----------|
| W30771* | 6 | 48 | CRD | 11" | - |
| W30772* | 6 | 48 | CRD | 11" | 45° |
| W30773* | 6 | 48 | CRD | 11" | 90° |
| W30774* | 6 | 48 | CRD | 11" | Offset |
| W30775* | 6 | 48 | CRD | 11" | 1/2" Hose |

GROOVE JOINT PLIERS

| Item # | IP | MP | PKG | Length | Capacity |
|---------|----|----|-----|--------|----------|
| W30762* | 6 | 36 | CRD | 8" | 7/8" |
| W30741* | 6 | 36 | CRD | 10" | 1-3/8" |
| W30743* | 6 | 36 | CRD | 12" | 1-5/8" |
| W30745* | 6 | 12 | CRD | 16" | 3-1/4" |

WATER PUMP PLIERS

- Unique design quickly adjusts and maintains position.
- Double guide box design for added stability.
- 7-position adjustment.
- US Patent D704523S1.

| Item # | IP | MP | PKG | Length | Capacity |
|---------|----|----|-----|--------|---------------|
| W30740* | 6 | 36 | CRD | 10" | 1/4 to 1-1/4" |

CABLE CUTTERS

- Precision sharpened cutting edges.
- Cuts up to: 2/0 (1/2") soft aluminum, 4/0 (3/8") soft copper, and 7/8" coaxial cable.
- US Patent D704523S1.

| Item # | IP | MP | PKG | Length |
|---------|----|----|-----|--------|
| W30729* | 6 | 36 | CRD | 10" |

CRIMPING PLIERS

- Slim nose shape for tight places.
- Designed for crimping of both insulated and non-insulated solderless connections and terminals.
- US Patent D704523S1.

| Item # | IP | MP | PKG | Length | Capacity |
|---------|----|----|-----|--------|-----------|
| W30764* | 6 | 24 | CRD | 9-1/2" | 10-22 AWG |

ANGLED FLUSH CUTTER

- Offset at 30° to produce closer and more precise flush cuts.
- For use on copper and soft wire up to 16 gauge (1.3mm).
- Spring loaded jaws.
- US Patent D704523S1.

| Item # | IP | MP | PKG | Length | Capacity |
|---------|----|-----|-----|--------|----------|
| W30763* | 12 | 144 | CRD | 5" | 16 AWG |



HAND TOOLS

The flush cutter is perfect for detailed flush cutting such as wire, mono and braid knots and zip-tie ends.

PLIERS SETS

BOOST PLIERS

- Patented dual joint design delivers 60% more leverage providing a boost of power over regular pliers.
- Induction hardened and precision sharpened cutting edges.
- 30% larger grips offer additional comfort and deliver more cutting/gripping power.
- Swivel thumb lock for safe and secure storage



W30792



W30791



W30793

| Item # | | IP | MP | PKG | Length |
|---------|-----------|----|----|-----|--------|
| W30791* | Diagonal | 6 | 48 | CRD | 7" |
| W30792* | Long Nose | 6 | 48 | CRD | 8-1/2" |
| W30793* | Linesman | 6 | 48 | CRD | 8" |

3-PC PLIER & WRENCH SET

- Comfort grips with ergonomic shape for safe easy use.
- Drop forged alloy steel construction.
- Machined jaws for maximum gripping strength.
- Cutting pliers feature induction hardened cutting edges for durability.



| Item # | IP | MP | PKG | Contents |
|--------|----|----|-----|---|
| W1733* | 6 | 12 | DBL | 6" Slip joint pliers, 8" Adjustable wrench, 10" Groove joint pliers |

3-PC PLIERS SET

- Comfort grips with ergonomic shape for safe easy use.
- Drop forged alloy steel construction.
- Machined jaws for maximum gripping strength.
- Induction hardened cutting edges for durability.



| Item # | IP | MP | PKG | Contents |
|--------|----|----|-----|---|
| W1734* | 6 | 12 | DBL | 6" Diagonal pliers, 6" Long nose pliers, 8" Linesman pliers |

2-PC ADJUSTABLE WRENCH SET

- Soft cushion grips with ergonomic shape for safe easy use.
- Precision SAE and Metric rule on wrench heads for accuracy.
- Features 13mm and 16mm SAE box ends in handles.
- Machine polished finish and drop forged for long life.
- Jaw capacities: 8": 15/16" (24mm); 10" 1-3/32" (28mm).



| Item # | IP | MP | PKG | Contents |
|---------|----|----|-----|--------------------------------|
| W30701* | 6 | 24 | CRD | 8" and 12" Adjustable wrenches |

HAND TOOLS

10-PC PLIERS SET

- Soft cushion grips with ergonomic shape for safe, easy use.
- Machine polish finish and drop forged for long life.
- Sturdy blow mold case for storage.



| Item # | IP | MP | PKG | Slip Joint | Diagonal | Long Nose | | Linesman | Needle Nose | Bent Nose | End Nipper |
|----------------|----|----|-----|------------|-------------|-------------|-----|----------|-------------|-----------|------------|
| | | | | | | Straight | 45° | | | | |
| W30715* | 6 | 12 | DBL | 6" | 4-1/2" & 6" | 4-1/2" & 6" | 6" | 7" | 4-1/2" | 4-1/2" | 4-1/2" |

7-PC PLIERS SET

- Cutting pliers feature induction harden cutting edges for durability.
- Comfort grips with ergonomic shape for safe, easy use.
- Machined jaws for maximum gripping strength.
- Drop forged alloy steel construction.



| Item # | IP | MP | PKG | Slip Joint | Diagonal | Long Nose | Grove Joint | Bent Nose | End Nipper |
|----------------|----|----|-----|------------|-----------------|-----------|-------------|-----------|------------|
| W30759* | 6 | 12 | CLM | 8" | 4-1/2" & 7-1/2" | 8" | 10" | 4-1/2" | 4-1/2" |

5-PC PLIERS SET

- Cutting pliers feature induction harden cutting edges for durability.
- Non slip molded grips for comfort and control.
- Machined jaws for maximum gripping strength.
- Durable alloy steel construction.



| Item # | IP | MP | PKG | Slip Joint | Diagonal | Long Nose | Linesman | Grove Joint |
|---------------|----|----|-----|------------|----------|-----------|----------|-------------|
| W1717* | 6 | 12 | DBL | 6" | 7" | 8" | 8" | 10" |

4-PC LONG NOSE PLIERS SET

- Ergonomic cushion grip handles with safety rests to keep hands from slipping on to pliers.
- Drop forged, hardened and tempered construction.



| Item # | IP | MP | PKG | Needle Nose | Straight | 45° | 90° |
|----------------|----|----|-----|-------------|----------|-----|-----|
| W30714* | 6 | 12 | DBL | 7" | 11" | 11" | 11" |

8-PC PLIER & WRENCH SET

- Cutting pliers feature induction hardened cutting edges for durability.
- Ergonomic cushion grip handles for comfort and control.
- Machined jaws for maximum gripping strength.
- Chrome vanadium steel construction.



| Item # | IP | MP | PKG | Slip Joint | Diagonal | Long Nose | Linesman | Grove Joint | Adjustable Wrench |
|---------------|----|----|-----|------------|-------------|-------------|----------|-------------|-------------------|
| W1704* | 6 | 12 | DBL | 8" | 4-1/2" & 6" | 4-1/2" & 6" | 8" | 10" | 8" |

HAND TOOLS

ADJUSTABLE WRENCHES

PROFESSIONAL GRADE ADJUSTABLE WRENCHES

- Wide I-Beam handle design for increased comfort and torque.
- SAE and Metric graduations for accurate sizing.
- Premium quality drop forged and hardened chrome alloy steel.



| Length | Jaw | | Pro Series | IP | MP | PKG | Standard | | | | | | |
|--------|----------|----------|----------------|----|----|-----|---------------|----|-----|-----|--|--|--|
| | Capacity | Capacity | | | | | IP | MP | PKG | | | | |
| 4" | 9/16" | | W30704* | 6 | 48 | CRD | - | - | - | - | | | |
| 6" | 3/4" | | W30706* | 6 | 48 | CRD | W6C* | 6 | 120 | CRD | | | |
| 8" | 1" | | W30708* | 6 | 48 | CRD | W8C* | 5 | 100 | CRD | | | |
| 10" | 1-1/4" | | W30710* | 6 | 48 | CRD | W10C* | 6 | 60 | CRD | | | |
| 12" | 1-1/2" | | W30712* | 6 | 24 | CRD | W12C* | 6 | 48 | CRD | | | |
| 15" | | | - | - | - | BLK | W415C* | 2 | 12 | BLK | | | |
| 18" | | | - | - | - | BLK | W418P* | 2 | 12 | BLK | | | |
| 24" | | | - | - | - | BLK | W424P* | 1 | 6 | BLK | | | |

STANDARD

- Precision crafted for smooth operation.
- Heat treated alloy steel.
- Polished heads.



CONSTRUCTION WRENCHES

- Corrosion resistant industrial black finish.
- SAE and Metric graduations.
- Drop forged alloy steel.



Tapered handle for aligning bolt holes.

| Item # | IP | MP | PKG | Length | Jaw Capacity |
|----------------|----|----|-----|--------|--------------|
| W30766* | 4 | 24 | CRD | 16" | 1-5/8" |
| W30767* | 4 | 48 | CRD | 11" | 1-1/8" |

3-PC ADJUSTABLE WRENCH SET

- Soft cushion grips with ergonomic shape for safe easy use.
- Machine polished finish and drop forged for long life.
- Precision SAE and Metric rule on wrench heads for accuracy.



Box ends in handles

HAND TOOLS

| Item # | IP | MP | PKG | Wrench 1 | | | Wrench 2 | | | Wrench 3 | | |
|----------------|----|----|-----|----------|----------|------|----------|----------|-------|----------|----------|------|
| | | | | Length | Capacity | Box | Length | Capacity | Box | Length | Capacity | Box |
| W30703* | 6 | 12 | CLM | 6" | 3/4" | 3/8" | 8" | 1" | 9/16" | 12" | 1-1/2" | 3/4" |

FACE SPANNER WRENCH

- Corrosion and oil resistant black phosphate finish
- High quality chrome vanadium alloy steel

| Item # | IP | MP | PKG | Range |
|----------------|----|----|-----|-------|
| W30781* | 6 | 48 | CRD | 6" |

W30781



W30783

HOOK WRENCHES


- Corrosion and oil resistant black phosphate finish
- High quality chrome vanadium alloy steel
- Use for service collars and lock nut rings

| Item # | IP | MP | PKG | Range |
|----------------|----|----|-----|-----------------|
| W30783* | 6 | 36 | CRD | 1-1/4 to 3" |
| W30784* | 6 | 36 | CRD | 2 to 4-3/4" |
| W30782* | 6 | 36 | CRD | 3/4 to 2" |
| W30785* | 6 | 36 | CRD | 4-1/2 to 6-1/4" |

LOCKING GRIP PLIERS

- Premium quality drop forged and hardened chrome vanadium steel.
- Precision machined jaws with integrated wire cutter.
- Triple riveted and welded center point for added strength.
- Knurled adjustment screw for quick loosening and tightening.

| Item # | | Length | IP | MP | PKG |
|----------------|---------------|--------|----|----|-----|
| W30758* | Long Nose | 6-1/2" | 6 | 48 | CRD |
| W30760* | | 9" | 6 | 48 | CRD |
| W30752* | Curved Jaw | 5" | 6 | 48 | CRD |
| W30754* | | 7" | 6 | 48 | CRD |
| W30756* | | 10" | 6 | 48 | CRD |
| W30757* | Straight Jaw | 10" | 6 | 48 | CRD |
| W30751* | Dual Position | 9" | 6 | 24 | CRD |



W30751
Jaw capacity range from 1/2 inch (13mm) to 2-1/2 inches (64mm).

LOCKING GRIP PLIERS

- Drop forged steel construction.
- Hardened and tempered milled teeth.

| Item # | | Length | IP | MP | PKG |
|----------------|------------|--------|----|----|-----|
| W1039* | Curved Jaw | 7" | 6 | 48 | CRD |
| W1116C* | Curved Jaw | 10" | 6 | 48 | CRD |



LOCKING C-CLAMP PLIERS

- Heavy duty construction.
- Quickly adjusts to right size before use.
- Locks to work with squeeze of one hand.
- Unlocks easily by squeezing release lever.

| Item # | IP | MP | PKG | Length | Capacity |
|---------------|----|----|-----|--------|----------|
| W5100* | 6 | 48 | SLV | 6" | 2" |
| W5101* | 6 | 48 | SLV | 8" | 2-3/8" |
| W5102* | 6 | 24 | SLV | 11" | 3-1/2" |



3-PC LOCKING PLIERS SET

- Machine polish finish and drop forged for long life
- Indispensable tool set for the home or shop
- Ergonomic cushion grip handles

| Item # | IP | MP | PKG | Contents |
|----------------|----|----|-----|--|
| W30713* | 6 | 12 | DBL | 6-1/2" long nose, 7" curved jaw, 10" curved jaw pliers |



3-PC LOCKING PLIERS SET

- Drop forged steel construction.
- Hardened and tempered milled teeth.
- Wire cutters and quick release levers.



| Item # | IP | MP | PKG | Contents |
|-----------------|----|----|-----|-----------------------------|
| W1107DB* | 6 | 24 | CRD | 5, 7, 10" curved jaw pliers |

15 IN. LONG REACH LOCKING PLIERS

- Extended length for access into hard to reach areas.
- Durable high carbon steel construction with corrosion resistant nickel plated finish.
- Adjustable thumb screw with quick release lever.
- Serrated teeth for added gripping power.

W30776
Straight jaw

W30711
Straight jaw, 45° curved jaw and 90° curved jaw

| Item # | IP | MP | PKG |
|----------------|----|----|-----|
| W30711* | 4 | 16 | TAB |
| W30776* | 4 | 16 | CRD |

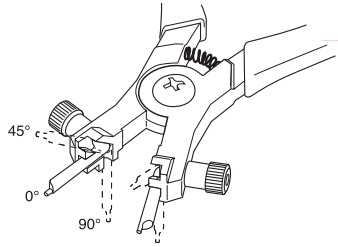


HAND TOOLS

SNAP RING PLIERS

ADJUSTABLE SNAP RING PLIERS


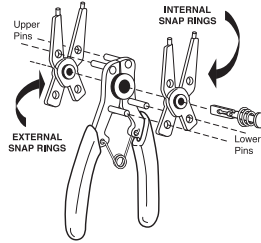
- Professional quality construction.
- Adjustable tips for 0°, 45° or 90° use.
- Tips are tapered for better hold.



| Item # | IP | MP | PKG | | Capacity | | Tapered Tips | | |
|---------|----|----|-----|----------|----------|--------|--------------|-------|-----|
| | | | | | Min | Max | 0° | 45° | 90° |
| W88010* | 6 | 72 | CRD | Internal | 3/8" | 1-1/4" | 1mm | 1.5mm | 2mm |
| W88011* | 6 | 72 | CRD | External | 3/8" | 1-1/4" | 1mm | 1.5mm | 2mm |

5-PC COMBINATION SNAP RING PLIER SET

- Two straight, one 45° and one 90°.
- One spring retainer assembly.
- Vinyl grip handles.
- For internal or external snap rings.



| Item # | IP | MP | PKG | Capacity | | Tips | | | |
|--------|----|----|-----|----------|-----|------|-------|-------|-------|
| | | | | Min | Max | 0° | 45° | 90° | |
| W1159* | 6 | 60 | CRD | 1/8" | 2" | 1mm | 1.4mm | 1.4mm | 1.4mm |

REVERSIBLE SNAP RING PLIERS

- Unique design switches easily from internal/external operation.
- Comfortable cushion grips feature storage for spare tips.
- Change tips easily with included hex key.



Switches easily from internal/external

| Item # | IP | MP | PKG | Capacity | | Tips | | |
|---------|----|----|-----|----------|-------|--------|-------|-------|
| | | | | Min | Max | 0° | 90° | |
| W88013* | 6 | 48 | CRD | Internal | 7/8" | 1-7/8" | 1.2mm | 1.2mm |
| | | | | External | 5/16" | 1-7/8" | 1.8mm | 1.8mm |

INTERNAL / EXTERNAL SNAP RING PLIERS

- Push button lever arm converts pliers for internal or external snap rings.
- Includes 4 sets of tips in handy storage case.
- Two straight, one 45° and one 90°.



HAND TOOLS

| Item # | IP | MP | PKG | Capacity | | Tapered Tips | | | |
|--------|----|----|-----|----------|-----|--------------|-------|-------|-------|
| | | | | Min | Max | 0° | 45° | 90° | |
| W1151* | 6 | 72 | CRD | 1/8" | 1" | 1mm | 1.4mm | 1.4mm | 1.4mm |
| | | | | 1/8" | 2" | | | | |

SNAP RING PLIER SET

- Internal and external pliers.
- Includes straight, 90° and 45° tips.

| Item # | IP | MP | PKG | Capacity | | Tapered Tips | | | |
|---------|----|----|-----|----------|--------|--------------|-------|-------|-------|
| | | | | Min | Max | 0° | 45° | 90° | |
| W1150S* | 6 | 48 | CRD | 1/8" | 7/8" | 1mm | 1.4mm | 1.4mm | 1.4mm |
| | | | | 1/8" | 1-3/4" | | | | |



4-PCS MINI SNAP RING PLIER SET

- Spring loaded for precise movement and control in tight working areas.
- Chrome molybdenum steel with vinyl coated handles.



| Item # | IP | MP | PKG | Contents |
|---------|----|----|-----|---|
| W88012* | 12 | 48 | CRD | Internal straight pliers, internal 45° pliers, External straight and external 45° pliers. |

16 IN. SNAP RING PLIER SET

- Install and remove larger snap rings.
- Different locking positions provide extra reach into tough spots inside a bore or around a shaft.
- Heat treated steel construction with PVC handles for strong strength, comfort and durable.
- Having the right tool makes it quick, easy and convenient to remove clips without damage or breakage.



| Item # | IP | MP | PKG | Internal Capacity | External Capacity | Tips Included |
|----------------|----|----|-----|-------------------|-------------------|------------------------|
| W88015* | 1 | 6 | SLV | 3-1/16 - 6-1/4" | 3-1/2 - 6-1/2" | Straight, 45°, and 90° |

LOCK RING PLIERS

- Knurled outer tips hold rings securely.
- Spring loaded jaws.
- Vinyl grip handles.

| Item # | IP | MP | PKG |
|----------------|----|----|-----|
| W88001* | 6 | 72 | CRD |



HOG RING PLIERS

- Many applications like: upholstery, fencing, craft, rope, bungee cords, bag closures, furniture and much more.
- Specially designed head to roll the hog ring closed.
- Heavy duty steel construction.

| Item # | IP | MP | PKG |
|----------------|--------|----|--------|
| W88003* | Angled | 12 | 48 CRD |

W88003
Angled head for easy access.



for hog rings see page 88

AVIATION TIN SNIPS

- Forged, heat treated steel blades.
- Spring-loaded for self-opening action.
- Non-slip serrated jaws.
- Ergonomic grip.

| Item # | IP | MP | PKG | Snips |
|---------------|------|----|--------|---------------------------------|
| W2040* | 3-PK | 6 | 12 DBL | Left cut, Right cut, Center cut |
| W2043* | 6 | 24 | DBL | Center cut |



MULTI-FUNCTION SHEARS

- High quality stainless steel blades.
- Ergonomic non-slip molded grips for improved comfort and control.
- Ideal for cutting, slicing, trimming, peeling and more.

Great for working in the kitchen, home office, camping, hunting, fishing and more.



W9353

| Item # | IP | MP | PKG | Functions | Additional |
|---------------|----|----|------------|---|---------------------------------|
| W9353* | 6 | 36 | CRD 9-IN-1 | Shears, chef knife, scraping blade, scaler, paring blade, bottle opener | nut cracker, peeler, lid lifter |

3-IN-1 MULTI-CUTTER

- Three tools in one - anvil cutter, wire cutter and box cutters.
- Heat treated and hardened carbon steel blades are stronger and last longer.
- Titanium coated wire cutter makes it easy to trim 7mm diameter copper, aluminum and soft steel wire or cable and up to 4mm diameter nails.
- Retractable anvil exposes 3/8" (10mm) of the blade for cutting boxes, carpet, drywall and more.

W2045



W2045-1

| Item # | IP | MP | PKG | Includes |
|-----------------|--------|----|---------|----------------------------------|
| W2045* | Cutter | 6 | 24 CRD | 3 extra blades stored in handle. |
| W2045-1* | Blades | 12 | 144 CRD | 2 cartridges with 3 blades each. |

PROFESSIONAL SCREWDRIVERS & SETS

TRILOBULAR HANDLES

- Ergonomic non-slip molded grips for improved comfort and control.
- Chrome vanadium steel shafts with corrosion resistant satin finish.
- Magnetic tips for added convenience.
- US Patent D693201S1

OPEN STOCK PHILLIPS

| Item # | Size | (L) | IP | MP | PKG |
|---------|------|--------|----|-----|-----|
| W30960* | #0 | 2-1/2" | 12 | 120 | TAB |
| W30961* | #1 | 3" | 12 | 120 | TAB |
| W30962* | #1 | 6" | 12 | 120 | TAB |
| W30967* | #2 | 1-1/2" | 12 | 120 | TAB |
| W30963* | #2 | 4" | 12 | 120 | TAB |
| W30964* | #2 | 6" | 12 | 120 | TAB |
| W30965* | #2 | 8" | 6 | 60 | TAB |
| W30968* | #3 | 6" | 6 | 60 | TAB |
| W30969* | #4 | 8" | 6 | 60 | TAB |

OPEN STOCK SLOTTED

| Item # | Size | (L) | IP | MP | PKG |
|---------|-------|--------|----|-----|-----|
| W30970* | 1/8" | 3" | 12 | 120 | TAB |
| W30986* | 3/16" | 3" | 12 | 120 | TAB |
| W30987* | 3/16" | 6" | 12 | 120 | TAB |
| W30994* | 1/4" | 1-1/2" | 12 | 120 | TAB |
| W30988* | 1/4" | 4" | 12 | 120 | TAB |
| W30989* | 1/4" | 6" | 12 | 120 | TAB |
| W30990* | 1/4" | 8" | 6 | 60 | TAB |
| W30991* | 5/16" | 6" | 6 | 60 | TAB |
| W30995* | 5/16" | 8" | 6 | 60 | TAB |
| W30992* | 3/8" | 8" | 6 | 60 | TAB |
| W30993* | 3/8" | 10" | 6 | 60 | TAB |
| W30983* | 3/8" | 12" | 6 | 60 | TAB |



HAND TOOLS

6-PC SCREWDRIVER SET

- Ergonomic non-slip molded grips for improved comfort and control.
- US Patent D693201S1

| Item # | IP | MP | PKG | Phillips | | | Slotted | | |
|---------|----|----|-----|----------|----|----|---------|-------|------|
| | | | | #0 | #1 | #2 | 1/8" | 3/16" | 1/4" |
| W30896* | 6 | 12 | CRD | 2-1/2" | 3" | 4" | 3" | 3" | 4" |

6-PC JUMBO SCREWDRIVER SET

- Ergonomic non-slip molded grips for improved comfort and control.
- US Patent D693201S1

| Item # | IP | MP | PKG | Phillips | | Slotted | |
|---------|----|----|-----|----------|-----|---------|-------|
| | | | | #2 | #3 | 1/4" | 5/16" |
| W30989* | 6 | 12 | CRD | 10, 12" | 24" | 10, 12" | 24" |



PROFESSIONAL STAR DRIVERS

- Comfortable non-slip molded grips.
- Chrome vanadium steel shafts with magnetic tips.
- US Patent D693201S1

| Item # | Size | (L) | IP | MP | PKG |
|----------------|------|-----|----|-----|-----|
| W30810* | T10 | 4" | 12 | 120 | TAB |
| W30815* | T15 | 4" | 12 | 120 | TAB |
| W30820* | T20 | 4" | 12 | 120 | TAB |
| W30825* | T25 | 4" | 12 | 120 | TAB |
| W30827* | T27 | 4" | 12 | 120 | TAB |
| W30830* | T30 | 4" | 12 | 120 | TAB |



5-PC STAR DRIVER SET

| Item # | IP | MP | PKG | Star | | | | |
|----------------|----|----|-----|--------|--------|--------|--------|--------|
| | | | | T10 | T15 | T20 | T25 | T27 |
| W30899* | 6 | 12 | CRD | 4" | 4" | 4" | 4" | 4" |
| | | | | W30810 | W30815 | W30820 | W30825 | W30827 |

W30899

PROFESSIONAL NUT DRIVERS

- Ergonomic non-slip molded grips for improved comfort and control.
- Chrome vanadium steel construction with corrosion resistant chrome plating.
- Color coded for easy size identification.
- Hollow shafts.
- US Patent D693201S1

| Item # | Size | (L) | IP | MP | PKG |
|----------------|--------|-----|----|----|-----|
| W30920* | 3/16" | 3" | 6 | 48 | TAB |
| W30921* | 7/32" | 3" | 6 | 48 | TAB |
| W30922* | 1/4" | 3" | 6 | 48 | TAB |
| W30923* | 5/16" | 3" | 6 | 48 | TAB |
| W30924* | 11/32" | 3" | 6 | 48 | TAB |
| W30925* | 3/8" | 3" | 6 | 48 | TAB |
| W30926* | 7/16" | 3" | 6 | 48 | TAB |
| W30927* | 1/2" | 3" | 6 | 48 | TAB |
| W30905* | 5mm | 3" | 6 | 48 | TAB |
| W30906* | 6mm | 3" | 6 | 48 | TAB |
| W30907* | 7mm | 3" | 6 | 48 | TAB |
| W30908* | 8mm | 3" | 6 | 48 | TAB |
| W30910* | 10mm | 3" | 6 | 48 | TAB |
| W30911* | 11mm | 3" | 6 | 48 | TAB |



W30900

8-PC NUT DRIVER SETS

- US Patent D693201S1

| Item # | Size | IP | MP | PKG |
|----------------|--------|----|----|---|
| W30900* | SAE | 6 | 24 | CLM 3/16, 7/32, 1/4, 5/16, 11/32, 3/8, 7/16, 1/2" |
| W30901* | Metric | 6 | 24 | CLM 5, 6, 7, 8, 9, 10, 11, 12mm |



W30901

HAND TOOLS

SCREWDRIVERS & SETS



61-PC SCREWDRIVER & BIT SET

- Heat treated alloy steel blades with satin finish, magnetic tips and non-slip molded grips.
- Most popular Phillips, slotted, star and square sizes.



Features removable magnetizer/demagnetizer.

| Item # | IP | MP | PKG |
|---------------|----|----|-----|
| W1731* | 1 | 4 | DBL |



| | Phillips | | Slotted | Star | Square |
|------|--------------|----------------------------|------------------|--|------------|
| | Screwdrivers | 1-1/2" | #2 | 1/4" | - |
| 3" | | #00, #0 | 1/8" | - | - |
| 4" | | #1 | 3/16 | T15, T20, T25, T27, T30 | S1, S2, S3 |
| 6" | | #2 | 5/16 & 1/4" | T40 (5") | - |
| Bits | SAE | | Metric | Star | |
| | Hex/ | 5/56, 3/32, 7/64, 1/8, | 2, 2.5, 3, | T7, T8, T9, | |
| | Star | 9/64, 5/32, 3/16" | 4, 5, 6mm | T10, T15, T20, T25, T27, T30, T35, T40 | |
| | Nut driver | 3/16, 1/4, 5/16, 3/8, 7/16 | 6, 7, 8, 9, 10mm | - | - |
| | | | | | |

Straight pick, angled pick, bit driver, de/magnetizer & rack.



39-PC SCREWDRIVER & BIT SET

- Organizing rack features built-in bit holders and magnetizer/demagnetizer.
- Chrome vanadium blades and power bits.
- Comfortable non-slip molded grips.
- Satin finish with magnetic tips.



Features removable magnetizer/demagnetizer.

| Item # | IP | MP | PKG |
|---------------|----|----|-----|
| W1727* | 1 | 6 | DBL |



| | Phillips | | Slotted | Star | Hex |
|------|--------------|------------|-------------|---------------|-----------------|
| | Screwdrivers | 1-1/2" | #2 | 1/4" | - |
| 2" | | #00, #0 | 2, 2.5, 3mm | T6, T8, T10 | - |
| 3" | | #1 | 5/32" | - | - |
| 4" | | #2 | 1/4" | - | - |
| Bits | Phillips | | Slotted | Star | Hex |
| | 1/4" | #0, #1 | 5/32, 3/16, | T20, T25, T30 | 2, 3, 4, 5, 6mm |
| | Nut | PZ: #1, #2 | 1/4" | | |

Magnetic bit driver, de/magnetizer & rack.

HAND TOOLS



26-PC SCREWDRIVER SET W/RACK

- Removable feet to hang on pegboard.
- Chrome vanadium blades with satin finish and magnetic tips.
- Non-slip molded grips.



| Item # | IP | MP | PKG |
|---------------|----|----|-----|
| W1726* | 1 | 4 | DBL |



| | Phillips | | Slotted | Star | Pozi |
|----|--------------|---------|-------------|-------------------------|--------|
| | Screwdrivers | 1-1/2" | #2 | 1/4" | - |
| 2" | | - | 1/8" | - | - |
| 3" | | #00, #0 | 1/8" | - | #0, #1 |
| 4" | | #1, #2 | 3/16", 1/4" | T15, T20, T25, T27, T30 | #2 |
| 5" | | #3 | 1/4", 5/16" | T40 | #3 |
| 8" | | #3 | 5/16" | - | - |

100-PC SCREWDRIVER SET

- Comfortable non-slip molded grips.
- Chrome vanadium blades and power bits.
- Satin finish with magnetic tips.
- Organizing zippered carrying case.

| | Phillips | Slotted | Star | Square | |
|--------------|-----------------------------|-----------------------------------|----------------------|-------------------|--------|
| Screwdrivers | 3" | #0, #1 | 1/8, 3/16" | T8, T10, T15, T20 | S0, S1 |
| | 4" | #1, #2 | 5/32, 3/16, 1/4" | T25, T30 | S1, S2 |
| | 6" | #1, #2 | 3/16, 1/4" | - | S3 |
| | 8" | - | 5/16" | - | - |
| | 10" | - | 5/16" | - | - |
| | Precision | | | | |
| | 2" | #00, #0 | 1/16, 3/32" | T6, T7, T8, T9 | - |
| | Phillips | Slotted | Star | Square | |
| Bits | 2ea: #0, #1 | 1/8, 9/64, 5/32, | T8, T15, | | |
| | 3ea: #2, #3 | 11/64, 3/16, | T20, T25, | S1, S2, | |
| | (Pozi sizes/ quantities) | 7/32, 1/4, 17/64, | T27, T30, | S3 | |
| | | 9/32, 5/16" | T40 | | |
| | SAE | | Metric | | |
| | Hex | 5/32, 3/16, 1/4, 5/16, 3/8" | 4, 5, 5.5, 6 and 7mm | | |
| | Nut | 3/16, 7/32, 5/16, 3/8, 7/16, 1/2" | 4, 6, 7, 8, 10, 12mm | | |

Offset sizes: 1/4 x #2 and 3/16" x #1.



| Item # | IP | MP | PKG |
|---------------|----|----|-----|
| W1721* | 1 | 4 | DBL |

30-PC SCREWDRIVER & BIT SET

- Comfortable non-slip molded grips.
- Chrome vanadium blades and power bits with magnetic tips and satin finish.
- Compact storage rack keeps all tools organized.

| | Phillips | Slotted | Star | |
|--------------|--------------|------------|------------------|--------|
| Screwdrivers | 1-1/2" | #1 | 1/4" | - |
| | 3" | #1 | 3/16" | - |
| | 4" | #2 | 1/4" | - |
| | 6" | - | 5/16" | - |
| | Precision | | | |
| | 2" | #00, #0 | 1/16, 3/32, 1/8" | T6, T8 |
| | Phillips | Slotted | Star | |
| Bits | #1, #2, #3 | 5/32, | T6, T7, | |
| | (Pozi sizes) | 3/16, 1/4" | T10 | |
| | Hex | 3/16, 1/4" | | |



| Item # | IP | MP | PKG |
|---------------|----|----|-----|
| W1718* | 4 | 8 | RAC |

18-PC SCREWDRIVER SET

- Soft handle screwdriver and precision screwdriver set.
- Chrome vanadium blades with satin finish and magnetic tips.
- Organizing rack stands or mounts on wall.

| | Phillips | Slotted | Star | |
|--------------|-----------|---------|------------|-------------------------|
| Screwdrivers | 1-1/2" | #2 | 1/4" | - |
| | 3" | #1 | 3/16" | - |
| | 4" | #2 | 1/4" | - |
| | 6" | #3 | 5/16" | - |
| | Precision | | | |
| | 1-1/2" | #00, #0 | 3/32, 1/8" | T5, T6, T7, T8, T9, T10 |

| Item # | IP | MP | PKG |
|---------------|----|----|-----|
| W1710* | 6 | 12 | DBL |



HAND TOOLS

SCREWDRIVERS & SETS

22-PC SCREWDRIVER SET

- Heavy duty easy grip color coded handles.
- Chrome vanadium steel shafts with magnetic tips.
- Hex bolster on larger sizes

Phillips (Yellow), Slotted (Red), Star (Blue), Nut drivers (Green) and Tack puller (Blue).



| Screwdrivers | Phillips | | Slotted | |
|--------------|----------|-----------------------------|------------------|------------------|
| | Length | Tip | Length | Tip |
| | 1-1/2" | #2 | 1/4" | 1/4" |
| | 3" | #0, #1 | 1/8" | 1/8" |
| | 4" | #2 | 3/16, 1/4, 5/32" | 3/16, 1/4, 5/32" |
| | 6" | #3 | 1/4" | 1/4" |
| | 8" | - | 5/16" | 5/16" |
| | 10" | - | 3/8" | 3/8" |
| Star | 4" | T10, T15, T20 | | |
| Hex | 4" | 3/16, 1/4, 5/16, 3/8, 7/16" | | |

| Item # | IP | MP | PKG |
|----------------|----|----|-----|
| W80022* | 6 | 12 | LAB |

SCREWDRIVER SETS

- Chrome vanadium heat treated shafts with magnetic tips.
- Professional style heat resistant handles.



| Item # | IP | MP | PKG | Phillips | | Slotted | | | | Star | | | | | | |
|----------------|------|--------|-----|----------|-----|---------|-----------|-------|-----------|------|-----|-----|-----|-----|----|----|
| | | | | #1 | #2 | 3/16" | 1/4" | 5/16" | 3/8" | T15 | T20 | T25 | T27 | T30 | | |
| W901S* | 8-PC | Black | 6 | 24 | DBL | 3" | 1-1/2, 4" | 3" | 1-1/2, 4" | 6" | 8" | - | - | - | - | - |
| W904* | 8-PC | Orange | 6 | 24 | DBL | 3" | 1-1/2, 4" | 3" | 1-1/2, 4" | 6" | 8" | - | - | - | - | - |
| W904GN* | 8-PC | Green | 6 | 24 | DBL | 3" | 1-1/2, 4" | 3" | 1-1/2, 4" | 6" | 8" | - | - | - | - | - |
| W900S* | 5-PC | Black | 6 | 48 | DBL | - | - | - | - | - | - | 4" | 4" | 4" | 4" | 4" |

NUT DRIVER SETS

- Chrome plated drop forged steel shafts.
- Pro style polypropylene handles.
- Hollow shanks.



| Item # | IP | MP | PKG |
|---------------------|----|----|---|
| W950* SAE | 6 | 24 | DBL 3/16, 1/4, 5/16, 11/32, 3/8, 7/16, 1/2" |
| W951* Metric | 6 | 24 | DBL 5, 6, 7, 8, 10, 11, 12mm |

HAND TOOLS

SCREWDRIVER SETS

- Oversized fluted handles deliver comfort and maximum grip.
- Chrome vanadium steel construction with corrosion resistant chrome plating.
- Magnetic tips.



W80006 Includes wall mount.



W80015

| Item # | IP | MP | PKG | Phillips | | | | Slotted | | | | | Star | | | | | | | |
|----------------|-------|----|-----|----------|--------|----|------------|---------|--------|------------|------------|------|------|-----|-----|-----|-----|-----|----|----|
| | | | | #0 | #1 | #2 | #3 | 1/8" | 3/16" | 1/4" | 5/16" | 3/8" | T10 | T15 | T20 | T25 | T27 | T30 | | |
| W80006* | 6-PC | 6 | 24 | DBL | - | - | - | - | - | - | - | - | - | - | 4" | 4" | 4" | 4" | 4" | 4" |
| W80007* | 7-PC | 6 | 24 | DBL | 3" | 4" | - | 4" | 4" | 4" | 8" | - | - | - | - | - | - | - | - | - |
| W80008* | 8-PC | 6 | 24 | DBL | - | 3" | 1-1/2 & 4" | - | 3" | 1-1/2 & 4" | - | - | - | 4" | 4" | - | - | - | - | - |
| W80015* | 15-PC | 6 | 12 | DBL | 2-1/2" | 3" | 1-1/2 & 4" | 6" | 2-1/2" | 3" | 1-1/2 & 4" | 6" | - | - | 4" | 4" | - | - | - | - |

W80015 also includes 4" Square (R2) driver, scratch awl and dual offset driver 3/16" & #1

15-PC SCREWDRIVER SET

- Drop forged, heat-treated chrome vanadium steel shafts.
- Comfortable fluted handles for maximum grip.
- Magnetic tips.



| Item # | IP | MP | PKG | Phillips | | | | Slotted | | | | Precision | | | |
|----------------|----|----|-----|----------|----|-----------|----|---------|-------|-------|-----------|-----------|------|--------|--------|
| | | | | #0 | #1 | #2 | #3 | 1/8" | 5/32" | 3/16" | 1/4" | 5/16" | 3/8" | #00 | 3/32 |
| W80005* | 6 | 24 | DBL | 3" | 3" | 1-1/2, 4" | 6" | 2" | 4" | 4, 6" | 1-1/2, 5" | 8", 10" | 8" | 1-1/2" | 1-1/2" |

6-PC SCREWDRIVER SET

- Oversized comfort grips for more turning power.
- Heat treated alloy steel blades for durability.
- Plated shafts for corrosion resistance.



| Item # | IP | MP | PKG | Phillips | | | Slotted | | |
|---------------|----|----|-----|----------|----|----|---------|------|-------|
| | | | | #1 | #2 | #3 | 3/16" | 1/4" | 5/16" |
| W1703* | 6 | 24 | DBL | 3" | 4" | 6" | 3" | 4" | 6" |

7-PC ELECTRICIAN SCREWDRIVER SET


- Insulated blades for applications up to 1000V AC and 1500V DC.
- Comfortable non-slip molded grips.
- Tested according to IEC 60900 : 2012.



| Item # | IP | MP | PKG | Phillips | | | Slotted | | | |
|----------------|----|----|-----|----------|----|----|---------|-------|-------|------|
| | | | | #0 | #1 | #2 | 3/32" | 5/32" | 7/32" | 1/4" |
| W30897* | 6 | 24 | CRD | 3" | 4" | 4" | 3" | 4" | 5" | 6" |

3-PC LONG SHAFT SCREWDRIVER SET

- Extended length for hard to reach areas.
- High-visibility pro style handles.
- Chrome plated steel shafts with magnetic tips.



| Item # | IP | MP | PKG | Phillips | | Slotted |
|--------------|----|----|-----|----------|---------|---------|
| | | | | #2 | #3 | 3/32" |
| W924* | 6 | 48 | DBL | 22-1/2" | 22-1/2" | 22-1/2" |

6-PC STRIKE CAP SCREWDRIVER SET

- Go-through solid shafts with hex drive strike end caps.
- Professional style heat resistant handles.
- Heat treated shafts with magnetic tips.



| Item # | IP | MP | PKG | Phillips | | | Slotted | | |
|---------------|----|----|-----|----------|--------|-----|---------|--------|-------|
| | | | | #1 | #2 | #3 | 3/16" | 1/4" | 5/16" |
| W1729* | 6 | 24 | DBL | 6" | 7-1/2" | 10" | 6" | 7-1/2" | 10" |

2-PC DIAMOND TIP SCREWDRIVERS

- Diamond coated tips provide superior gripping power to resist slippage and allow for greater torque.
- Go-through solid shafts with hex drive strike end caps.
- Heat treated oil resistant black phosphate shafts with magnetic tips.



| Item # | IP | MP | PKG | Phillips | Slotted |
|---------------|----|----|-----|----------|---------|
| | | | | #2 | 1/4" |
| W1730* | 6 | 36 | CLM | 4" | 4" |

Ergonomic non-slip molded grips for improved comfort and control.

HAND TOOLS

SPECIALTY DRIVERS

5-PC LOW PROFILE DRIVER SETS

- Low profile design feature 3/8 inch (10mm) clearance, and a 15° offset angle for improved access for hard to reach fasteners.
- Corrosion resistant heat treated steel handles with durable S2 alloy steel bits.
- Includes key ring & carabiner clip for convenient organization and compact storage.
- Vacuum tray keeps everything organized.



| Item # | IP | MP | PKG | Sizes |
|---------|----|----|-----|--|
| W30977* | 12 | 96 | CRD | Phillips: #1, #2, Pozi: PZ1, PZ2, Slotted: 3/16" (6mm) |
| W30978* | 12 | 96 | CRD | Star: T20, T25, T27, T30, T40 |

6-PC PRECISION SCREWDRIVER SET

- Hardened and tempered steel blades.
- Handles are chrome plated to resist corrosion.
- Convenient carry case keeps tools organized.

| Item # | IP | MP | PKG | Phillips | Slotted |
|--------|----|----|-----|----------|--------------------|
| W944S* | 6 | 72 | CRD | #0, #1 | 1.4, 2.0, 2.4, 3mm |

W944S



6-PC CHROMATIC SCREWDRIVER SET

- Color coded grips allow for more torque and quick size identification.
- Precision milled brass handles with color coded rubber grips.
- Superior quality top grade chrome vanadium blades.
- Reusable storage case.



| Item # | IP | MP | PKG | Phillips | Slotted |
|--------|----|-----|-----|----------|----------------------|
| W1732* | 20 | 100 | CRD | #00, #0 | 1.0, 1.2, 1.8, 2.4mm |



2-PC OFFSET DRIVER SETS

- Heat-treated carbon steel construction.
- Corrosion-resistant chrome plated finish.
- Non-slip knurled handles.
- For hard to reach fasteners.

| Item # | IP | MP | PKG | Driver 1 | Driver 2 |
|---------|----|-----|-----|----------|----------|
| W30980* | 12 | 144 | CRD | #1 3/16" | #2 1/4" |
| W1316* | 6 | 72 | CRD | T10 T15 | T20 T30 |



W30980

W1316

2-PC POCKET CLIP SCREWDRIVER

- Yellow and black line color handles with handy pocket clip.
- Polished chrome plated alloy steel shafts.
- Magnetic tips.

| Item # | IP | MP | PKG | Phillips | Slotted |
|--------|----|-----|-----|----------|---------|
| W907* | 12 | 288 | CRD | #0 | 1/8" |



4-PC MINI STUBBY SCREWDRIVER SET

- Great for confined or hard to reach places.
- Chrome vanadium steel shafts.

| Item # | IP | MP | PKG | Phillips | Slotted |
|---------|----|-----|-----|----------|------------|
| W80004* | 12 | 288 | CRD | #1, #2 | 3/16, 1/4" |



HAND TOOLS

PRECISION POCKET SCREWDRIVER

- Convenient bit storage in handle and handy pocket clip.
- Anodized aluminum alloy handled is knurled for a secure grip.
- Magnetic tip.



W9169



| Item # | IP | MP | PKG | |
|--------|-------|----|-----|--|
| W9147* | Red | 6 | 36 | DBL Pg 314 #000, #00, #0, #1 1/16, 5/64, 3/32, 1/8" |
| W9148* | Green | 6 | 36 | DBL/Pg 314 T3, T4, T5, T6, T7, T8, T9, T10 |
| W9157* | 2-PC | 6 | 48 | DBL contains one of each |
| W9169* | 2-PC | 4 | 24 | CAS/Pg 314 contains one of each |

4-IN-1 PRECISION SCREWDRIVERS


- Chrome vanadium bits.
- Non slip molded grip.
- Convenient pocket clip.



| Item # | IP | MP | PKG | Bit 1 | Bit 2 |
|---------|----|-----|--------|----------|---------|
| W80036* | 12 | 144 | CRD | #0 5/32" | #1 1/8" |
| W9174* | 16 | 96 | Pg 314 | | |

7-IN-1 STUBBY PRECISION SCREWDRIVER

- Compact design stores easily
- On-board storage keeps bits organized




| Item # | IP | MP | PKG | Phillips | Slotted | Star |
|--------|----|----|------------|----------|------------|------------|
| W476* | 12 | 48 | CRD/Pg 322 | #0, #1 | 5/32, 1/8" | T4, T5, T6 |
| W487* | 12 | 48 | CRD/Pg 322 | #0, #1 | 5/32, 1/8" | T4, T5, T6 |

SPECIALTY DRIVERS

HIGH-VIZ LED BIT DRIVER


- Three bright white LEDs illuminate your work area
- Ergonomic non-slip molded handle.
- On-board bit storage.
- US Patent D693201S1



| Item # | IP | MP | PKG | Phillips | Slotted | Battery | |
|--------|----|----|------------|----------|-------------|---------|------|
| | | | | | | Qty. | Type |
| W9205* | 12 | 48 | LAB PG 317 | #1, #2 | 13/16, 1/4" | 3 | AAA |

LED BIT DRIVER

- Three bright white LEDs illuminate your work area
- Ergonomic non-slip molded handle.
- On-board bit storage.
- US Patent D693201S1



| Item # | IP | MP | PKG | Phillips | Slotted | Battery | |
|--------|----|----|------------|----------|-------------|---------|------|
| | | | | | | Qty. | Type |
| W9193* | 6 | 24 | LAB/PG 315 | #1, #2 | 13/16, 1/4" | 3 | AAA |

6-IN-1 SCREWDRIVERS

- Includes handle, reversible shaft, and 2 double sided bits.
- Chrome vanadium steel bits.



20116

Ergonomic trilobular comfort grip handle


20152



W975



| Item # | IP | MP | PKG | Phillips | Slotted | Nut Driver |
|--------|----|----|--------|----------|------------|------------|
| 20152* | 4 | 24 | PG 324 | | 3/16, 1/4" | 1/4, 5/16" |
| 20116* | 6 | 36 | PG 323 | #1, #2 | | |
| W975* | 12 | 48 | PG 316 | | | |



12-PC BIT DRIVER SET

- Oversized handle for improved torque.
- Comfortable non-slip molded grip.
- Built-in storage inside handle.

Includes 6-1/2" flexible bit extension and 1/4" socket adapter.



| Item # | IP | MP | PKG | Phillips | Slotted | Star |
|--------|----|----|-----|------------|------------------|---------------|
| W1728* | 12 | 24 | CRD | #1, #2, #3 | 5/32, 3/16, 1/4" | T10, T15, T20 |

LED BIT DRIVER W/ 30 BITS

- Improved design offer higher lumens, oversized handle and more bits.
- Oversized ergonomic non-slip molded handle.
- Power switch is now positioned near the working end to reduce accidental on/off.



| Item # | IP | MP | PKG | 5/32" Precision Bits | | | 1/4" Standard Bits | | | |
|--------|----|----|-----|----------------------|---------------------------|----------------------------------|--------------------|-----------------|--------------------|------------------------------|
| | | | | Slotted | Phillips | Hex | Phillips | Slotted | Star | |
| W9208* | 12 | 48 | SLV | 1.0, 1.5, 2.0, 2.5mm | #000, #00, #0, #1, #2, #3 | 1.5, 2, 2.5, 3mm, 3/32, 1/8 inch | #0, #1, #2, #3 | 3, 4, 5, 6, 7mm | T10, T15, T20, T25 | Hex: 5/32, 3/16 and 1/4-inch |

BLK: Bulk | CAS: Storage Case | CBX: Color Box | CRD: Carded | CLM: Clamshell | DBL: Double Blister
LAB: Color Label | RAC: Storage Rack | SHK: Shrink Wrap | SLV: Sleeve | TAB: Hang Tab | WBX: White Box

HAND TOOLS

13-PC IMPACT DRIVER BIT SET

- Impact grade S2 steel with black phosphate finish.
- Color coded bits for easy identification.
- Includes quick change bit holder and 3/8" dr. socket adapter.



| | | |
|---------------------|----|----------------------------|
| Phillips | 2" | #1, #2 |
| Star | 2" | T15, T30 |
| Square | 2" | S1, S2 |
| Magnetic Nut Setter | 2" | 1/4, 5/16, 3/8, 7/16, 1/2" |

| Item # | IP | MP | PKG |
|---------------|----|----|------------|
| W9025* | 4 | 24 | CAS |
| W9179* | 4 | 24 | CAS/Pg 315 |

38-PC RATCHETING DRIVER & BIT SET

- Includes 36 popular bits and 1 driver.
- Features forward, reverse and lock positions.
- Compact, stubby design for those hard to reach areas.
- Rubber, cushion grip handle.

| | | |
|----------|----|--|
| Phillips | 1" | #0, #1, #2 (2), #3 |
| Pozi | 1" | #0, #1, #2 (2), #3 |
| Slotted | 1" | 3, 4, 5, 6, 7mm |
| Star | 1" | T10, T15, T20, T25, T27, T30, T35, T40 |
| Square | 1" | S0, S1, S2, S3 |
| Hex | 1" | 1/8, 5/32, 3/16, 7/32, 1/4" |
| | | 2, 3, 4, 5, 6mm |

| Item # | IP | MP | PKG |
|---------------|----|----|------------|
| W9159* | 4 | 24 | CAS/Pg 314 |
| 20151* | 3 | 18 | CAS/Pg 324 |



67-PC BIT SET

- Chrome vanadium construction.
- 1/4" magnetic bit holder.

| | | |
|----------|----|---|
| Phillips | 1" | #0 (2), #1 (2), #2 (2), #3 (3) |
| Pozi | 1" | #0 (3), #1 (3), #2 (6), #3 (3) |
| Slotted | 1" | 3, 4, 4.5, 5, 5.5, 6, 6.5, 7mm |
| Star | 1" | T8, T9, T10, T15, T20, T25, T27, T30, T35, T40 |
| Square | 1" | S0, S1, S2, S3 |
| Hex | 1" | 1/16, 5/64, 3/32, 7/64, 1/8, 9/64, 5/32, 3/16, 7/32, 1/4" |
| | | 1.5, 2, 2.5, 3, 3.5, 4, 4.5, 5, 5.5, 6mm |

| Item # | IP | MP | PKG |
|---------------|----|----|------------|
| W9172* | 4 | 24 | CAS/Pg 314 |
| 20145* | 3 | 18 | CAS/Pg 324 |



23-PC BIT & SOCKET SET

- Compact stubby design for those hard to reach areas
- Includes 8 sockets, 12 bits, 1/4" dr. rubber cushion grip handle stubby ratchet, 1/4" dr. coupler and 2" extension.

| | | |
|----------|----------|---|
| Phillips | 1" | #1, #2, #3 |
| Slotted | 1" | 5/32, 3/16, 1/4" |
| Star | 1" | T15, T20, T25 |
| Hex | 1" | 5/32, 3/16, 1/4" |
| Socket | 1/4" dr. | 3/16, 1/4, 9/32, 5/16, 11/32, 3/8, 7/16, 1/2" |

| Item # | IP | MP | PKG |
|---------------|----|----|------------|
| 20156* | 3 | 18 | CAS/Pg 324 |



33-PC PRECISION BIT SET

- Includes bits for various projects, precision screwdriver handle, 1" magnifier and 8" flexible extension shaft.

| | | |
|----------|----|--|
| Phillips | 1" | #000, #00, #0, #1 |
| Pozi | 1" | #0, #1 |
| Slotted | 1" | 1.0, 1.5, 2.0, 2.5, 3.0, 3.5, 4.0mm |
| Star | 1" | T4, T5, T6, T7, T8, T9, T10, T15, T20 |
| Hex | 1" | 0.7, 0.9, 1.3, 1.5, 2.0, 2.5, 3.0, 4.0mm |

| Item # | IP | MP | PKG |
|---------------|----|----|------------|
| W9178* | 4 | 24 | CAS/Pg 315 |
| 20154* | 3 | 18 | CAS/Pg 324 |



BITS SETS - FLIP CASES

75-PC SPECIALTY BIT DRIVER SET

- 75 Specialty bit driver set with the most popular fastener styles so you should be ready to tackle most common jobs.
- Includes 2-1/2" magnetic bit holder, 1/4" and 3/8" socket adapters.

| | | |
|----------|----|--|
| Phillips | 1" | #0, (2) #1, #2 (4), #3 |
| | 2" | #1, #2 (3), #3 |
| Pozi | 1" | #2 (2), #3 |
| Slotted | 1" | 1/8, 13/64, 7/32, 15/64, 5/16" |
| | 2" | 13/64, 15/64" |
| Star | 1" | T8, T9, T10, T15, T20, T15, T20, T25, T27, T30, T35, T40 |
| | 2" | T25 |
| TR | 1" | T10, T15, T20, T25, T27, T30, T35 |
| Square | 1" | S0, S1, S2, S3, S4 |
| | 2" | S2, S4 (2) |
| Hex | 1" | 1.5, 2, 2.5, 3, 3.5, 4, 4.5, 5, 5.5, 6, 7, 8mm |
| TR | 1" | 2, 2.5, 3, 4, 5, 6, 7mm |
| Spanner | 1" | #4, #6, #8, #10 |

Peg hook hanger tab can be pulled out for hanging or pushed flush into the case for compact storage.

W9027

| Item # | IP | MP | PKG |
|--------|-----------|----|--------|
| W9027* | Standard | 4 | 24 CAS |
| W9051* | Impact S2 | 4 | 24 CAS |



W9051



2 sided flip case with crystal clear lids so you can easily find the needed bit.

28-PC DRILL BIT & DRIVER SET

- 1/4" driver and titanium coated HSS drill bit set is well equipped to tackle most common jobs.
- Includes 1/4" and 3/8" socket adapters.

| | | |
|------------|----|--|
| Phillips | 2" | #1, #2 (3), #3 |
| Slotted | 2" | 13/64, 15/64" |
| Star | 2" | T25 |
| Square | 2" | S2 |
| Drill Bits | - | 1/16, 1/8, 9/64, 5/32, 11/64, 3/16, 13/64, 7/32, 15/64, 1/4, 9/32, 5/16" |

| Item # | IP | MP | PKG |
|--------|----|----|-----|
| W9040* | 4 | 24 | CAS |

6" X 3-1/2" small footprint



117-PC MICRO BIT SET

- Micro screwdriver repair kit is the perfect choice for the electronics enthusiast.
- Additional tools included magnetizer, suction cup, narrow and wide pry bars, triangle prying tool, tweezers, aluminum screwdriver handle with 6cm straight and 13cm flexible extender.

| | | |
|------------|----|--|
| Phillips | 1" | #000 (2), #00 (2), #0 (2), #1 (2), #2 (2) |
| Pozi | 1" | #00 (2), #0 (2), #1 (2), #2 (2), 2.0mm, 3.0mm |
| Slotted | 1" | 1.0mm (2), 1.5mm (2), 2.0mm (2), 2.5mm (2), 3.0mm (2), 3.5mm (2), 4.0mm (2), 1/16 (2), 5/64 (2), 3/32 (2), 7/64, 1/8 9/64, 5/32" |
| Star | 1" | 0.8 (2), 1.2mm (2), 1.5mm (2), 2.0mm (2), T3, T4 (2), T5 (2), T6 (2), T7 (2), T8 (2), T9 (2), T10 (2), T15 (2), T20 (2) |
| Hex | 1" | 0.7, 0.9, 1.3 (2), 1.5 (2), 2.0 (2), 2.5 (2), 3.0 (2), 3.5, 4.0 (2), 1/16, 5/64, 3/32, 7/64, 1/8, 9/64, 5/32" |
| Nut Driver | 1" | 2.5, 3.0, 3.5, 4.0, 4.5, 5.0, 5.5mm |
| Tri Wing | 1" | #2.0, #2.3, #2.7, #3.0 |
| Spanner | 1" | #2.6 |

| Item # | IP | MP | PKG |
|--------|----|----|-----|
| W9041* | 4 | 24 | CAS |

6" X 3-1/2" small footprint



Every bit you might need to open and repair you electronic and small devices.

HAND TOOLS

25-PC RAPID CHANGE BIT SET

- The included quick change bit holder converts any drill into a rapid change bit driver and works with all brands of 1/4" hex shaft driver or drill bits.
- All bits are made of hardened HSS (high speed steel) for superior performance and long service life.

| | | |
|------------|----|--|
| Phillips | 2" | #1, 3x #2, #3 |
| | 6" | #2 |
| Square | 2" | S1, S2, S3 |
| Slotted | 2" | 6-8, 2x 8-10, 10-12 |
| | 6" | 8-10 |
| Nut Driver | 2" | 1/4, 5/16 and 3/8" |
| Drill Bits | - | 1/16, 3/32, 1/8, 5/32, 3/16, 7/32 and 1/4" |

Titanium coated HSS

| Item # | IP | MP | PKG |
|--------|----|----|-----|
| W9050* | 4 | 24 | CAS |

6" X 3-1/2" small footprint



21-PC SOCKET / BIT / NUT DRIVER

- The 12 magnetic nut drivers are made of Cr-V steel are 2.5" in length with a universal 1/4-inch detent hex shanks to lock securely into any standard drill chuck, screw gun or quick change fitting.
- 3pc square drive socket adapters transforms any drill or 1/4" hex impact driver into a power nut driver for 1/4, 3/8 and 1/2" sockets.
- 6" x 1/4" hex head flex magnetic extension with swivel collar.
- 3" magnetic drive guide with sliding collar for longer screws, standard 3" magnetic extension and 1/4" quick connect adapter.

2 sided flip case with crystal clear lids so you can easily find the needed bit.

| Item # | IP | MP | PKG | |
|---------------|----|----|-----|--|
| W9049* | 4 | 24 | CAS | 3/16, 1/4, 9/32, 5/16, 11/32, 3/8, 7/16" 5, 5.5, 6, 7, 8, 10, 12 mm |



6" X 3-1/2"
small footprint

89-PC ROTARY BIT ACCESSORY SET

- Everything you need to cut, grind, sand, polish, sharpen and clean
- For 1/8" collet rotary tools such as Performance Tool item number W50031, W50083 and W50003
- 4-pcs small and large sanding bands,
- 2-pcs red and green silicon carbide grinding wheel
- 3-pcs cut-off wheels
- 4-pcs drills bit: 2-1.6 and 2-2.3
- 2-pcs 9 hole cutting wheel
- 4-pcs small and large felt polishing wheels
- 36-pcs cut-off wheels in container
- 9-pcs diamond wheel head
- 2-pcs grinding mandrels
- 3-pcs orange and green silicon carbide grinding wheel
- 1-pc small and large rubber wheel,
- 1-pc nylon, steel and brass brushes
- 1-pc round steel brush
- 1 container of grinding paste

| Item # | IP | MP | PKG |
|---------------|----|----|-----|
| W9042* | 4 | 24 | CAS |



6" X 3-1/2"
small footprint

2 sided flip case with crystal clear lids so you can easily find the needed bit.

102-PC DRILL & BIT DRIVER SET

- 102-pc drill & bit driver set with the most popular fastener styles.
- Includes 2" magnetic bit holder, 1/4, 3/8, and 1/2" socket adapters.

| | | |
|------------|----|---|
| Phillips | 1" | #0, #1(2), #2(4), #3 |
| | 2" | #1, #2(3), #3 |
| | 5" | #2 (2) |
| Slotted | 1" | 1/8, 3/16, 7/32, 1/4, 5/16" |
| | 2" | 3/16, 1/4" |
| Star | 1" | T8, T9, T10, T15, T20, T25, T27, T30, T35, T40 |
| | 1" | T10, T15, T20, T25, T27, T30, T35 |
| Square | 1" | S1, S2, S3, S4 |
| | 2" | S2, S4(2) |
| Hex | 1" | 1.5, 2, 2.5, 3, 3.5, 4, 4.5, 5, 5.5, 6mm |
| | 2" | 2.5mm(2) |
| Hex TR | 1" | 5/64, 3/32, 7/64, 1/8, 9/64, 5/32, 3/16, 7/32, 1/4, 5/16" |
| | 1" | 2, 2.5, 3, 4, 5, 6, 7mm |
| Drill Bits | | 1.5(3), 2(3), 2.5(3), 3(2), 3.2(2), 3.5(2), 4, 4.5, 4.8, 5, 5.5, 6, 6.5, 7, 8 |

| Item # | IP | MP | PKG |
|---------------|-----------|----|-------|
| W9060* | Standard | 4 | 8 CAS |
| W9063* | Impact S2 | 4 | 8 CAS |



W9060

7-3/4" X 5-1/2"
large footprint

W9063
Impact Grade
S2 steel

2 sided flip case with crystal clear lids so you can easily find the needed bit.

HAND TOOLS

BIT SETS

148-PC MASTER BIT SET

- Huge assortment of popular and hard-to-find bits for a wide range of applications.

| | | | |
|-----------|----|---|-------------------|
| Phillips | 1" | #00 (3), #0 (3), #1 (3), #2 (5), #3 (3), #4 (3) | |
| | 2" | #1, #2, #3 | 3" #1, #2 (2), #3 |
| Pozi | 1" | #0, #1, #2 (3), #3, #4 | |
| | 2" | #2, #3 | 3" - |
| Slotted | 1" | 1/8 (2), 9/64, 5/32 (2), 11/64, 3/16 (4), 7/32, 1/4 (4), 17/64, 9/32, 5/16" | |
| | 2" | - | 3" 3/16, 1/4" |
| Star | 1" | T5, T6, T7, T8, T9, T10, T15, T20, T25, T27, T30, T40, T45 (also as Tamper Resistant) | |
| | 2" | T10, T15, T20, T25, T27, T30, T40 | |
| Square | 1" | S1, S2 (2), S3 | |
| | 2" | S2 | 3" S1, S2 (2), S3 |
| Hex | 1" | 1/16 (2), 5/64 (2), 3/32 (2), 7/64 (2), 1/8, 9/64, 5/32, 3/16, 7/32, 1/4" | |
| | 2" | 3/16, 7/32, 1/4" | |
| | 1" | 1.5 (2), 2 (2), 2.5 (2), 3 (2), 4, 5, 5.5, 6, 8mm | |
| Spline | | M5, M6, M8 | |
| Spanner | | #4, #6, #8, #10 | |
| Tri Wing | 1" | #1, #2, #3, #4 | |
| Four Wing | | #6, #8, #10 | |
| Clutch | | C1, C2, C3 | |



| Item # | IP | MP | PKG |
|---------------|----|----|-----|
| W1725* | 6 | 12 | DBL |

101-PC RATCHETING BIT DRIVER SET

- High-torque ergonomic cushion grip ratcheting screwdriver.
- High quality S2 alloy steel bits for superior strength & durability. Includes 1/4" drive socket adapter (1" and 2"), 1" wing nut driver, 2-1/4" magnetic bit holder, 1" coupler.



| | | |
|------------------|----|--|
| Phillips | 1" | #0 (2), #1 (2), #2 (3), #3 (2) |
| Pozi | 1" | #0, #1 (2), #2 (3), #3 (2) |
| Slotted | 1" | 3, 4, 5, 6mm |
| Star | 1" | T8, T10 (2), T15 (2), T20 (2), T25 (2), T27, T30, T40, T45 |
| Tamper Resistant | | T8, T10, T15, T20, T25, T27, T30, T40, T45 |
| Square | 1" | S0, S1, S2, S3 |
| Hex | 1" | 1/16, 5/64, 3/32, 7/64, 1/8, 9/64, 5/32, 3/16, 7/32, 1/4" |
| Tamper Resistant | | 1.5, 2, 2.5, 3, 4, 4.5, 5, 5.5, 6mm |
| Spline | | M5, M6, M8 |
| Spanner | | #4, #6, #8, #10 |
| Tri Wing | 1" | #1, #2, #3, #4 |
| Four Wing | | #6, #8, #10 |
| Clutch | | C1, C2, C3 |

| Item # | IP | MP | PKG |
|---------------|----|----|-----|
| W1719* | 6 | 12 | DBL |

BLK: Bulk | **CAS:** Storage Case | **CBX:** Color Box | **CRD:** Carded | **CLM:** Clamshell | **DBL:** Double Blister
LAB: Color Label | **RAC:** Storage Rack | **SHK:** Shrink Wrap | **SLV:** Sleeve | **TAB:** Hang Tab | **WBX:** White Box

100-PC BIT SET

- Use with screwdrivers, electric drills or socket wrenches.
- Includes 1 and 2" bit adapters, 2-3/8" magnetic bit holder, "Y" style bits, couplers, Phillips, pozi, square, slotted, spanner, star, torque, tamper resistant star, hex triwing, clutch head and spline bits.

| | | |
|------------------|----|---|
| Phillips | 1" | #0, #1, #2 (5), #3 |
| Pozi | 1" | #0, #1, #2 (5), #3 |
| Slotted | 1" | 3, 4, 4.5, 5, 5.5, 6, 6.5, 7, 8mm |
| Star | 1" | T8, T10, T15, T20, T25, T27, T30, T40, T45 (also as Tamper Resistant) |
| Square | 1" | S0, S1, S2, S3 |
| Hex | 1" | 1/16, 5/64, 3/32, 7/64, 1/8, 9/64, 5/32, 3/16, 7/32, 1/4" |
| | | 1.5, 2, 2.5, 3, 4, 5, 5.5, 6, 8mm |
| Tamper Resistant | 1" | 5/32, 9/64, 1/8, 7/64, 3/32, 5/64" |
| | | 2, 2.5, 3, 4, 5, 6 mm |
| Spline | | M5, M6, M8 |
| Spanner | | #0, #1, #2, #3 |
| Tri Wing | 1" | #1, #2, #3, #4 |
| Four Wing | | #6, #8, #10 |
| Clutch | | #1, #2, #3 |

| Item # | IP | MP | PKG |
|---------------|----|----|-----|
| W1389* | 6 | 12 | DBL |



45-PC POWER BIT SET

- 27 assorted chrome vanadium bits: Slotted, Phillips, Star, Pozi and Square.
- 1/4" hex adapter.
- 7 chrome vanadium 6 point nut drivers.
- Magnetic Hex extension.
- 5 drill bits, 3 bit holders.

| | | | | |
|------------|--------|--|----|----|
| Phillips | 2-1/2" | #2, #3 double ended | | |
| | 4-1/4" | #2 (3) double ended | 4" | #2 |
| Pozi | 2-1/2" | #1, #2, #3 double ended | | |
| | 4" | #2 | | |
| Slotted | 1" | 3/16, 1/4" | | |
| | 1-3/4" | 1/4" | | |
| Star | 2-1/2" | T10, T15, T20, T25, T30, T40 | | |
| Square | 2-1/2" | S1, S2 | | |
| Hex | 1" | 1/8, 5/32, 3/16, 1/4" | | |
| Nut Driver | | 7/32, 1/4, 9/32, 5/16, 3/8, 7/16, 1/2" | | |
| Drill Bits | | 1/16, 3/32, 1/8, 5/32, 3/16" | | |

| Item # | IP | MP | PKG |
|---------------|----|----|-----|
| W1352* | 6 | 12 | DBL |



BIT SETS

32-PC SECURITY BIT SET

- 3" bits fit most power drills, screw guns and magnetic drivers.
- Set includes the most common tamper proof sizes, including, tri-wing bits, torque bits, spanner bits and hex bits.

| | | |
|-----------|----|--|
| Phillips | 3" | #1, #2 |
| Pozi | 3" | #1, #2, #3 |
| Slotted | 3" | 1/4" |
| Star TR | 3" | T8, T10, T15, T20, T25, T27, T30, T35, T40 |
| Hex TR | 3" | 2, 2.5, 3, 4, 5, 6mm |
| Spanner | 3" | #4, #6, #8, #10 |
| Tri Wing | 3" | #1, #2, #3, #4 |
| Four Wing | 3" | #6, #8, #10 |

| Item # | IP | MP | PKG |
|---------------|----|----|-----|
| W8659* | 12 | 24 | CRD |



33-PC SECURITY BIT SET

- Fits most popular sizes of tamper proof fasteners.
- Top and bottom bit boots.
- Includes 2-1/2" magnetic bit holder.

| | | |
|-----------|----|--|
| Star TR | 1" | T8, T10, T15, T20, T25, T27, T30, T35, T40 |
| Hex TR | 1" | 5/56, 3/32, 7/64, 1/8, 9/64, 5/32", 2, 2.5, 3, 4, 5, 6mm |
| Spanner | 1" | #4, #6, #8, #10 |
| Tri Wing | 1" | #1, #2, #3, #4 |
| Four Wing | 1" | #6, #8, #10 |

| Item # | IP | MP | PKG |
|---------------|----|----|-----|
| W1384* | 12 | 72 | CRD |



18-PC BIT SET

- Interchangeable bit socket system .
- High strength S2 bits with corrosion resistant black nickel finish.
- 3/8" drive adapter.

| | | |
|----------|--------|-----------------------------|
| Phillips | 1-1/8" | #2, #3, #4 |
| Slotted | 1-1/8" | 1/4, 5/16, 3/8" |
| Star | 1-1/8" | T40, T45, T50, T55, T60 |
| Hex | 1-1/8" | 1/4, 3/8, 5/16, 8, 10, 12mm |

| Item # | IP | MP | PKG |
|----------------|----|----|-----|
| W38887* | 12 | 48 | CRD |



8-PC STAR BIT SET

- 1/4" hex to 1/4" square drive adapter.
- Heat treated alloy steel.
- Includes storage boot.

| Item # | IP | MP | PKG |
|---------------|----|-----|-----|
| W1386* | 6 | 144 | CRD |



BLK: Bulk | **CAS:** Storage Case | **CBX:** Color Box | **CRD:** Carded | **CLM:** Clamshell | **DBL:** Double Blister
LAB: Color Label | **RAC:** Storage Rack | **SHK:** Shrink Wrap | **SLV:** Sleeve | **TAB:** Hang Tab | **WBX:** White Box

13-PC TAMPER RESISTANT 1 IN. BIT SETS

- Impact grade chrome vanadium bits for strength and durability.
- 1/4 and 3/8" drive bit holders.
- Convenient storage holder with magnetic base.

| Item # | IP | MP | PKG | Sizes |
|----------------------|----|----|-----|--|
| W38971* Blue | 8 | 48 | DBL | 1.5, 2, 2.5, 3, 4, 5, 5.5, 6, 7, 8, 10mm |
| W38972* Red | 8 | 48 | DBL | 1/16, 3/32, 1/8, 9/64, 5/32, 3/16, 7/32, 1/4, 5/16, 3/8, 7/16" |
| W38970* Green | 8 | 48 | DBL | T8, T10, T15, T20, T25, T27, T30, T40, T45, T50, T55 |



13-PC TAMPER RESISTANT 2 IN. BIT SETS

- Impact grade chrome vanadium bits for strength and durability.
- 1/4 and 3/8" drive bit holders.
- Convenient storage holder with magnetic base.

| Item # | IP | MP | PKG | Sizes |
|----------------------|----|----|-----|--|
| W38974* Blue | 4 | 24 | DBL | 1.5, 2, 2.5, 3, 4, 5, 5.5, 6, 7, 8, 10mm |
| W38975* Red | 4 | 24 | DBL | 1/16, 3/32, 1/8, 9/64, 5/32, 3/16, 7/32, 1/4, 5/16, 3/8, 7/16" |
| W38973* Green | 4 | 24 | DBL | T8, T10, T15, T20, T25, T27, T30, T40, T45, T50, T55 |



10-PC IMPACT BIT SETS

- Impact grade chrome vanadium steel.
- Heat-treated to resist breakage.

| Item # | IP | MP | PKG | Sizes |
|---------------|----|-----|--------|--|
| W3246* | 12 | 144 | Pg 320 | Phillips #1, #2, #3 Slotted 3/16, 1/4, 9/32" Square S1, S2, S3 |
| W3247* | 12 | 144 | Pg 320 | Star T8, T10, T15, T20, T25, T27, T30, T40, T45, T50 |



15-PC STAR BIT SOCKET SET

- Includes fourteen 6 point star bits in two lengths and twelve popular sizes.
- Chrome vanadium alloy steel construction for strength and durability.
- Polished nickel chrome plated finish resists corrosion.
- 3/8" drive 10mm hex bit holder.



| Item # | IP | MP | PKG | Length | Sizes |
|----------------|----|----|-----|--------|--|
| W38805* | 6 | 24 | CRD | 30mm | T10, T15, T20, T27 & T30 |
| | | | | 75mm | T20, T25, T30, T40, T45, T47, T50, T55 & T60 |


HAND TOOLS

HEX KEYS

HEX KEY SETS W/HOLDER

- Black oxide finish resists corrosion.
- Heat treated alloy steel.
- Includes handy organizer.

| Item # | IP | MP | PKG |
|--|----|----|-----|
| W80280* 22-PC SAE/Metric Ball End | 6 | 24 | CRD |
| W80281* 25-PC SAE/Metric | 6 | 24 | CRD |
| W1391* 12-PC SAE | 6 | 48 | CRD |
| W86102* 11-PC SAE | 6 | 72 | CRD |
| W1392* 9-PC Metric | 6 | 48 | CRD |
| W86100* 10-PC Metric | 6 | 72 | CRD |
| Extended Reach | | | |
| W1393* 12-PC SAE | 6 | 48 | CRD |
| W86101* 12-PC SAE | 6 | 48 | CRD |
| W1394* 9-PC Metric | 6 | 48 | CRD |
| W86103* 9-PC Metric | 6 | 48 | CRD |



| | Ball End W80280* | Standard W80281* W1391* W86101* | Long Reach W1393* W86102* | Key Ring W1109C* W1110C* |
|--------|---------------------|--|------------------------------|-----------------------------|
| .050" | x | - x x | x x | - - |
| 1/16" | x | x x x | x x | x - |
| 5/64" | x | x x x | x x | x x |
| 3/32" | x | x x x | x x | x x |
| 7/64" | x | x x - | x - | - - |
| 1/8" | x | x x x | x x | x x |
| 9/64" | x | x x - | x - | - - |
| 5/32" | x | x x x | x x | x x |
| 3/16" | x | x x x | x x | x x |
| 7/32" | x | x x x | x x | x - |
| 1/4" | x | x x x | x x | x x |
| 5/16" | x | x x x | x x | - x |
| 3/8" | x | x - x | - x | - x |
| - | - | W1392* W86100* W1394* W86103* W1108C* W1113C* | | |
| 1.27mm | - | x - x | - - | - - |
| 1.5mm | x | x x x | x x | x - |
| 2mm | x | x x x | x x | x x |
| 2.5mm | x | - x x | x x | x x |
| 3mm | x | - x x | x x | x x |
| 4mm | x | x x x | x x | x x |
| 4.5mm | - | x - - | - - | - - |
| 5mm | x | x x x | x x | x x |
| 5.5mm | - | x - - | - - | x - |
| 6mm | x | x x x | x x | x x |
| 7mm | - | x - - | - - | - - |
| 8mm | x | x x x | x x | - x |
| 10mm | x | x x x | x x | - x |

HAND TOOLS



W86103
Long shank for access to confined areas.

KEY RING HEX KEY SETS

- Tough, chrome plated steel.
- Complete with handy "key ring" style holder to keep wrenches organized.

| Item # | IP | MP | PKG |
|---------------------|----|-----|-----|
| W1109C* 8-PC | 6 | 120 | CRD |
| W1110C* 8-PC | 6 | 72 | CRD |
| W1108C* 8-PC | 6 | 120 | CRD |
| W1113C* 8-PC | 6 | 72 | CRD |
| W1315* 8-PC | 6 | 60 | CRD |



Star: T9, T10, T15, T20, T25, T27, T30, T40

10-PC T-HANDLE HEX KEY SET

- Heat treated alloy steel shafts.
- Plastic grips add comfort and turning power.
- Bonus storage tray mounts on wall or bench.



| Item # | IP | MP | PKG | Sizes |
|----------------|----|----|-----|--|
| W80274* | 1 | 10 | CBX | 3/32, 7/64, 1/8, 9/64, 5/32, 3/16, 7/32, 1/4, 5/16, 3/8" |



10-PC T-HANDLE HEX KEY SET

- Heat treated alloy steel shafts.
- Plastic grips add comfort and turning power.
- Bonus storage tray mounts on wall or bench.



| Item # | IP | MP | PKG | Sizes |
|----------------|----|----|-----|---------------------------------------|
| W80275* | 1 | 10 | CBX | 2, 2.5, 3, 4, 4.5, 5, 5.5, 6, 8, 10mm |



10-PC T-HANDLE STAR KEY SET

- Heat treated alloy steel shafts.
- Plastic grips add comfort and turning power.
- Bonus storage tray mounts on wall or bench.



| Item # | IP | MP | PKG | Sizes |
|----------------|----|----|-----|---|
| W80276* | 1 | 10 | CBX | T7, T8, T9, T10, T15, T20, T25, T27, T30, T40 |



10-PC T-HANDLE HEX KEY SET

- Heat treated alloy steel shafts.
- High visibility PVC T-handles for added comfort, identification and torque.
- Red SAE Wrenches and Blue Metric wrenches.
- Bonus storage tray mounts on wall or bench.



| Item # | IP | MP | PKG | Red Handle | Blue Handle |
|----------------|----|----|-----|-----------------------------|-----------------|
| W80277* | 1 | 10 | CBX | 1/8, 5/32, 3/16, 5/16, 3/8" | 3, 4, 5, 6, 8mm |



HAND TOOLS


HEX & STAR KEYS

6-PC JUMBO HEX KEY SETS

- Alloy steel wrenches are heat treated and black-oxide finished.
- Precisely-sized, chamfered ends insert smoothly into fastener head, reducing wear.
- Long arm wrenches provide extra reach and greater torque.



Easy-to-read sizes marked on case for fast wrench selection.



| Item # | IP | MP | PKG | Sizes |
|--------|--------|----|-----|-------------------------------------|
| W1938* | Metric | 2 | 8 | DBL 8, 10, 12, 14, 17, 19mm |
| W1939* | SAE | 2 | 8 | DBL 3/8, 7/16, 1/2, 9/16, 5/8, 3/4" |

7-PC T-HANDLE HEX & STAR DRIVER SETS

- Comfortable non-slip molded grips.
- Single piece construction runs through handle for greater strength.
- Chrome plated shafts.



Two drive ends: long end for hard to reach areas, short end for extra torque.



| Item # | IP | MP | PKG | Color | Sizes |
|--------|----|----|-----|-------|--|
| W1711* | 6 | 24 | DBL | Red | 3/32, 1/8, 5/32, 3/16, 1/4, 5/16, 3/8" |
| W1712* | 6 | 24 | DBL | Blue | 2.5, 3, 4, 5, 6, 8, 10mm |
| W1713* | 6 | 24 | DBL | Green | T10, T15, T20, T25, T27, T30, T40 |

L-TYPE STAR KEY SETS

- Chrome vanadium steel construction.



| Item # | IP | MP | PKG | Sizes |
|---------|------|----|-----|---|
| W75933* | 9-PC | 6 | 72 | CRD T10, T15, T20, T25, T27, T30, T40, T45, T50 |
| W1319* | 6-PC | 6 | 24 | CRD T40, T45, T47, T50, T55, T60 |

HAND TOOLS

30-PC HEX KEY SET


- Long and short shank hex keys.
- Alloy steel construction.
- Includes handy organizer.

| Item # | IP | MP | PKG | Sizes |
|---------|----|----|-----|--|
| W80288* | 6 | 12 | DBL | .028, .035, .050, 1/16, 5/64, 3/32, 7/64, 1/8, 9/64, 5/32, 3/16, 7/32, 1/4, 5/16, 3/8" |



7-PC MICRO HEX KEY SETS

- Hard to find micro size hex keys for precision applications.
- Heat treated chrome vanadium alloy steel.
- Black oxide finish resists corrosion.
- Includes handy organizer.



| Item # | IP | MP | PKG | Color | Sizes |
|---------|----|-----|-----|-------|--|
| W86104* | 12 | 240 | CRD | Red | 0.028, 0.03, 0.05, 1/16, 5/64, 3/32, and 7/64" |
| W86105* | 12 | 240 | CRD | Blue | 0.71, 0.89, 1.27, 1.5, 2, 2.5, 3mm |

W86105

9-PC X-TRAX HEX KEY SETS


- Patented gripping edges work with standard recessed hex fasteners, or use at an angle to remove old, stripped, rusted or painted fasteners.
- Includes handy organizer and T-handle bar for added torque.
- Chrome vanadium steel for strength and durability.
- Black oxide finish resists corrosion.



| Item # | IP | MP | PKG | Sizes |
|----------------|----|----|-----|---|
| W86106* | 6 | 36 | CLM | 1/16, 5/64, 3/32, 1/8, 5/32, 3/16, 1/4, 5/16 and 3/8" |
| W86107* | 6 | 36 | CLM | 1.5, 2, 2.5, 3, 4, 5, 6, 8 and 10mm |

FOLDING HEX/STAR KEYS

- Chrome vanadium steel construction.
- Fold out drivers for compact and convenient uses.
- Color coded for easy identification.



| Item # | IP | MP | PKG | Color | Sizes |
|----------------|----|----|-----|----------|---|
| W80282* | 6 | 24 | TAB | Red | 1/16, 5/64, 3/32, 1/8, 5/32, 3/16, 1/4, 5/16" |
| W80283* | 6 | 24 | TAB | Blue | 1.5, 2, 2.5, 3, 4, 5, 6, 8mm |
| W80284* | 6 | 24 | TAB | Green | T9, T10, T15, T20, T25, T27, T30, T40 |
| W80287* | 6 | 24 | TAB | 3-PC Set | Includes one of each. |

3-PC FOLDING BALL/STAR KEY SET

- Lightweight anodized aluminum body and chrome vanadium steel construction for strength and durability.
- Ball end on hex keys allow use at angles up to 25° for obstructed areas.
- Keys conveniently fold for compact easy storage.



Star keys work on regular and tamper proof star fasteners.

| Item # | IP | MP | PKG | Color | Sizes |
|------------------------|----|----|-----|-------|---|
| W80291* 3-PC | 6 | 24 | CLM | Red | 1/16, 5/64, 3/32, 1/8, 9/64, 5/32, 3/16, 1/4" |
| | | | | Blue | 1.5, 2, 2.5, 3, 4, 5, 6, 8mm |
| | | | | Green | T9, T10, T15, T20, T25, T27, T30, T40 |

8-PC FOLDING STAR BIT SET

- Heat treated alloy steel construction.
- Rust resistant black oxide finish.



| Item # | IP | MP | PKG | Sizes |
|---------------|----|----|-----|---------------------------------------|
| W1317* | 6 | 60 | CRD | T9, T10, T15, T20, T25, T27, T30, T40 |

HAND TOOLS

TOOL SETS

40-PC SOCKET SETS

- Ratchet, extension bar, 1/4" spinner handle, spin disc, spark plug socket, adapter and more.
- Sturdy blow molded case.



| Item # | IP | MP | PKG |
|--------|----|----|-----|
| W1173* | 1 | 10 | SLV |
| W1541* | 5 | 10 | SLV |

| Drive | Sockets | Additional Contents |
|-------|--|--|
| 1/4" | 6pt 5/32, 3/16, 7/32, 1/4, 9/32, 5/16, 11/32, 3/8, 13/32, 7/16, 15/32". 4, 4.5, 5, 5.5, 6, 7, 8, 9, 10, 11, 12, 13mm | 3/8" Dr. 3" extension, 3/8" (F) to 1/4" (M) adapter 3/8" Dr. 39 gear teeth 6" ratchet, 3/8" Dr. 5/8" spark plug socket |
| | 8pt 1/4, 5/16, 3/8" | |
| 3/8" | 6pt 1/2, 9/16, 5/8, 3/4". 14, 16, 17mm | |

52-PC SOCKET SET

- Ratchet, extension bar, 1/4" spinner handle, spin disc, spark plug socket, adapter and more.
- Sturdy blow molded case.



| Item # | IP | MP | PKG |
|--------|----|----|-----|
| W1172* | 1 | 5 | SLV |

| Drive | Sockets | Additional Contents |
|-------|--|---|
| 1/4" | 6pt 5/32, 3/16, 7/32, 1/4, 9/32, 5/16, 11/32, 3/8, 13/32, 7/16, 15/32, 1/2" 4, 4.5, 5, 5.5, 6, 7, 8, 9, 10, 11, 12, 13mm | 3/8" Dr. 3" extension, 3/8" (F) to 1/4" (M) adapter 3/8" & 1/2" Dr. 39 gear teeth 6" ratchets, 3/8" Dr. 5/8" & 13/16" spark plug socket |
| | 8pt 1/4, 5/16, 3/8" | |
| 3/8" | 6pt 9/16, 11/16, 3/4". 14, 16, 17mm | |
| 1/2" | 6pt 3/8, 7/16, 1/2, 9/16, 5/8, 11/16, 3/4, 25/32, 13/16, 7/8" | |

60-PC SOCKET & BIT SET

- 1/4" drive spinner handle, 1/4" drive bit coupler, 1/4" square drive adapter.
- Sturdy blow molded case.

| Item # | IP | MP | PKG |
|--------|----|----|-----|
| W1168* | 6 | 12 | SLV |

| Drive | Sockets | Additional Contents |
|---------|--|---|
| 1/4" | 6pt 5/32, 3/16, 7/32, 1/4, 9/32, 5/16, 11/32, 3/8, 13/32, 7/16, 15/32", 4, 5, 5.5, 6, 7, 8, 9, 10, 11, 12, 13, 14 mm | 3/8" Dr. 3" extension, 3/8" (F) to 1/4" (M) adapter 3/8" Dr. 39 gear teeth 6" ratchet |
| | 3/8" | |
| 1" Bits | Phillips: #0, #1, #2, #3 | Pozi: #1, #2, #3 |
| | Slotted: 3/16, 1/4 & 9/32" | Square: S1, S2, S3 |
| | Star: T10, T15, T20, T25, T30, T40 | Hex: 1/8, 5/32, 3/16, 7/32, 4, 5, 6mm |
| | | |



HAND TOOLS

100-PC SOCKET & BIT SET

- Magnetic bit driver and 22 1" bits with holders, 16 hex keys on rings
- Storage / carrying case.

| Item # | IP | MP | PKG |
|---------------|----|----|-----|
| W1198* | 1 | 5 | CBX |

| Drive | Sockets | |
|----------|---------|---|
| 1/4" | 6pt | 5/32, 3/16, 7/32, 1/4, 9/32, 5/16, 11/32, 3/8", 4, 4.5, 5, 5.5, 6, 6.5, 7, 8, 9, 10mm |
| 3/8" | 6pt | 3/8, 7/16, 1/2, 9/16, 5/8, 11/16, 3/4", 10, 11, 12, 13, 14, 15, 17 18mm |
| | Deep | 3/8, 7/16, 1/2, 9/16", 10, 11, 12, 13mm |
| 1/2" | 6pt | 15/8, 11/16, 3/4, 13/16, 7/8", 14, 15, 17, 18, 19mm |
| 1" Bits | | Phillips: #1, #2, #3 |
| | | Slotted: 5/32, 3/16, 1/4, 7/32, 9/32, 5/16" |
| | | Star: T15, T20, T25, T27, T30, T40 Hex: 5/32, 3/16, 7/32, 1/4" |
| Hex Keys | | 1/16, 5/64, 3/32, 1/8, 5/32, 3/16, 7/32, 1/4", 1.5, 2, 2.5, 3, 4, 5, 5.5, 6mm |



85-PC SOCKET SET

- Drop forged chrome plated carbon steel.
- Wide range of SAE and Metric sockets in 3 drive sizes.
- Ratchet, extension bar, 1/4" spinner handle, spin disc, spark plug socket, adapter and hex keys.
- Sturdy blow molded case.

| Item # | IP | MP | PKG |
|---------------|----|----|-----|
| W1183* | 1 | 5 | SLV |

| Drive | Sockets | |
|----------|---------|---|
| 1/4" | 6pt | 5/32, 3/16, 7/32, 1/4, 9/32, 5/16, 11/32, 3/8, 13/32, 7/16, 15/32, 1/2, 17/32, 9/16", 4, 4.5, 5, 5.5, 6, 6.5, 7, 8, 9, 10, 11, 12, 13, 14mm |
| | 8pt | 1/4, 5/16, 3/8" |
| 3/8" | 6pt | 7/16, 15/32, 1/2, 9/16, 5/8, 11/16", 11, 12, 13, 14, 15, 17mm |
| 1/2" | 6pt | 11/16, 3/4, 13/16, 7/8 |
| 1" Bits | | Phillips: #0, #1, #2 |
| | | Slotted: 5/32, 3/16, 1/4" |
| | | Star: T15, T20, T30 |
| Hex Keys | | 1/16, 5/64, 3/32, 1/8, 5/32, 3/16, 1/4, 5/16, 3/8", 1.5, 2, 2.5, 3, 4, 5, 6, 8, 10mm |



HAND TOOLS

TOOL SETS

119-PC TOOL SET

- Set includes 8" wire crimper, 12V circuit tester, 44 wire terminals set, 3/4" x 30' electrical tape, brass detail brush, break-away utility knife, magnetic bit driver, and durable blow molded storage case

| Drive | Sockets | Additional Contents |
|--------------|--|--|
| 1/4" | 6pt 1/4, 9/32, 5/16, 11/32", 7, 8, 9, 10mm | 3/8" dr. accessories: ratchet, 3" extension, u-joint, 3/8 (F) to 1/4" (M) adapter, spark plug sockets 5/8", 13/16" |
| 3/8" | 6pt 3/8, 7/16, 1/2, 9/16, 5/8, 11/16, 3/4", 11, 12, 13, 14, 15, 16, 17, 18, 19mm | |
| Wrenches | 3/8, 7/16, 1/2, 9/16, 5/8" | 10, 12, 13, 14, 15mm |
| Pliers | 6" adjustable wrench, 6" diagonal, 5" long nose | |
| Screwdrivers | #1 x 3", #2 x 4", 3/16 x 4" | |
| 1" Bits | Phillips: #1, #2, #3 | Slotted: 3/16, 1/4, 9/32" |
| | Star: T10, T15, T20 | Square: S1, S2, S3 |
| | Hex: 1/8, 5/32, 3/16, 7/32" 4, 5, 6mm. 1/4" hex adapter | |

| Item # | IP | MP | PKG |
|--------|----|----|-----|
| W1193* | 1 | 5 | CBX |



38-PC COMPACT AUTO TOOL KIT

- Set includes breakaway utility knife, brass detail brush, compact flashlight, tire gauge, 12 volt tester, 3/4" x 30' electrical tape and handy zipper case.

| Drive | Sockets |
|---------|--|
| 1/4" | 6pt 3/16, 7/32, 1/4, 9/32, 5/16, 11/32, 3/8, 7/16, 1/2", 5, 6, 7, 8, 9, 10, 11, 12, 13mm |
| 1" Bits | Phillips #1, #2, Slotted 4, 5.5, 7mm |
| | Star T10, T15, T20, T25 1/4" hex adapter |
| Pliers | 6" slip joint, 6" adjustable wrench |
| Driver | 1/4" dr spinner handle, 1/4" dr. coupler |

| Item # | IP | MP | PKG |
|--------|----|----|-----|
| W1197* | 6 | 24 | SLV |



45-PC STUBBY SET

- Dual drive ratchet: 1/4" and 3/8" drives in one ratchet.
- Ratcheting screwdriver: clockwise, counter clockwise and locking positions.
- Stubby adjustable wrench has 1" rule on head for precision adjustments.
- Alloy steel construction for strength and durability.
- Comfortable cushion grip handles.
- Adapters and extension.

| Drive | Sockets | Additional Contents |
|---------|--|---|
| 1/4" | 6pt 5/32, 3/16, 7/32, 1/4, 9/32, 5/16, 11/32, 3/8, 7/16, 1/2", 4, 4.5, 5, 6, 7, 8, 9, 10, 11, 12mm | 3/8" dr. accessories: ratchet, 3" extension, 3/8" (F) to 1/4" (M) adapter |
| | 3/8" | |
| Wrench | 8" stubby adjustable wrench | |
| 1" Bits | Phillips: #1 (2), #2 (2), #3 | Slotted: #1 (2), #2 (2), #3 |
| | Star T10, T15 | Hex: 1/8, 1/4" |



| Item # | IP | MP | PKG |
|---------|----|----|-----|
| W39000* | 6 | 12 | RAC |



94-PC MECHANICS TOOL SET

- 3/8" drive reversible ratchet, SAE and metric sockets and accessories. pliers, adjustable wrench, screwdrivers, magnetic bit driver, assorted hex bits and hex key wrenches and heavy duty case for organized storage.

| Drive | Sockets | Additional Contents |
|-------------|---|--|
| 1/4" 6pt | 5/32, 3/16, 7/32, 1/4, 9/32, 5/16, 11/32, 3/8, 13/32, 7/16, 15/32, 17/32, 1/2, 9/16", 4, 4.5, 5, 5.5, 6, 6.5, 7, 8, 9, 10, 11, 12, 13, 14mm | 3/8" dr. accessories: ratchet, 3" extension, 3/8 (F) to 1/4" (M) adapter, 5/8" spark plug socket |
| 3/8" 6pt | 3/8, 7/16, 15/32, 1/2, 9/16, 5/8", 11, 12, 13, 14, 15, 16mm | |
| Pliers | 6" long nose, 6" adjustable wrench | |
| Screwdriver | #2 x 3", 1/4 x 4" | |
| 1" Bits | Phillips: #1, #2, #3 | Slotted: 3/16, 1/4, 9/32 |
| | Star: T10, T20 | Square: S1, S2 |
| | Hex: 3/32, 1/8, 5/32, 3/16, 1/4" | Hex: 2.5, 3, 4, 5, 6mm |
| Hex Keys | .05, 1/16, 5/64, 3/32, 1/8, 9/64, 5/32, 3/16, 7/32, 1/4" | |
| | 1.27, 1.5, 2, 2.5, 3, 3.5, 4, 4.5, 5, 5.5, 6mm | |

| Item # | IP | MP | PKG |
|---------------|----|----|-----|
| W1538* | 1 | 4 | LAB |



107-PC HOME & AUTO TOOL SET

- 3/8" drive reversible ratchet. SAE and metric sockets and accessories, pliers, wrenches, bit driver hammer, tape measure, knife, adjustable wrench, precision screwdrivers, hex key wrenches, 50 piece fastener assortment and heavy duty case for organized storage.

| Drive | Sockets | Additional Contents |
|-------------|--|--|
| 1/4" 6pt | 5/32, 3/16, 7/32, 1/4, 9/32, 5/16, 11/32, 3/8, 13/32, 7/16, 15/32, 17/32, 1/2", 4, 4.5, 5, 5.5, 6, 7, 8, 9, 10, 11, 12, 13mm | 3/8" dr. accessories: ratchet, 3" extension, 3/8 (F) to 1/4" (M) adapter |
| 12pt | 1/4, 5/16, 3/8" | |
| 3/8" 6pt | 9/16, 5/8", 14, 16mm | |
| Pliers | 6" long nose, 6" adjustable wrench | |
| Wrenches | 1/4, 5/16, 3/8, 7/16, 1/2" | |
| Screwdriver | #0, #1, #2, #3, 1.4, 2.0, 2.4, 3.0mm | |
| 1" Bits | Phillips: #0, #1, #2, #3 | Pozi: #1, #2, #3 |
| | Slotted: 5/32, 3/16, 1/4, 9/32" | Square: S1, S2, S3 |
| | Star: T10, T15, T20, T25, T27, T30, T40 | |
| | Hex: 3/32, 1/8, 5/32, 3/16, 7/32, 1/4" | |
| Hex Keys | 0.05, 1/16, 5/64, 3/32, 7/64, 1/8, 9/64, 5/32, 3/16, 7/32, 1/4" | |
| | 1.27, 1.5, 2, 2.5, 3, 3.5, 4, 4.5, 5, 5.5, 6mm | |

| Item # | IP | MP | PKG |
|---------------|----|----|-----|
| W1532* | 1 | 4 | CBX |



75-PC HOMEOWNERS TOOL SET

- 8 oz. steel hammer with rubber grip. 2 screwdrivers, 6 precision screwdrivers, 12" tape measure, snap-blade Knife, torpedo level, assorted fastener kit and storage/carrying case.



| Item # | IP | MP | PKG | Screwdrivers | Precision |
|---------------|----|----|-----|---------------------|-----------------------------------|
| W1543* | 1 | 10 | SLV | #2 X 4" 1/4 x 4" | #0, #00, #000 1/16, 3/32, 1/8" |

HAND TOOLS



125-PC SOCKET & WRENCH TOOL SET

- Extremely versatile set for repairs around your home, auto, garage, workshop, R.V. or boat.
- Set features: ratchets, SAE and metric sockets with accessories, screwdrivers, wrenches, pliers, hex key sets, bit driver with bits and much more.

| Item # | IP | MP | PKG |
|--------|----|----|-----|
| W1525* | 1 | 4 | CBX |

| Drive | | Sockets | |
|----------|------|---|---|
| 1/4" | 6pt | 5/32, 3/16, 7/32, 1/4, 9/32, 5/16, 11/32, 3/8", 4, 4.5, 5, 5.5, 6, 6.5, 7, 8, 9, 10mm | 1/2" dr. & 3/8" dr. ratchet, 3" extension, 3/8 (F) to 1/4" (M), 1/2 (F) to 3/8" (M) adapters, spark plug sockets 5/8", 13/16" |
| 3/8" | 6pt | 3/8, 7/16, 1/2, 9/16, 5/8, 11/16, 3/4" | |
| | Deep | 3/8, 7/16, 1/2, 9/16", 10, 11, 12, 13mm | |
| 1/2" | Deep | 5/8, 11/16, 3/4, 13/16, 7/8" 14, 15, 17, 18, 19mm | |
| Wrenches | | 1/4, 5/16, 3/8, 7/16, 1/2, 9/16, 5/8, 11/16, 3/4" 9, 10, 11, 12, 13, 14, 15, 16, 17mm | |
| 1" Bits | | Phillips: #1, #2, #3 Slotted: 5/32, 3/16, 1/4, 7/32, 5/16" Star: T15, T20, T25, T27, T30, T40 | Pozi: #1, #2, #3 |
| Hex Keys | | .05, 1/16, 5/64, 3/32, 7/64, 1/8, 9/64, 5/32, 3/16, 7/32, 1/4" 1.27, 1.5, 2, 2.5, 3, 3.5, 4, 4.5, 5, 5.5, 6 mm | |

123-PC MECHANIC'S TOOL SET

- Comprehensive selection of tools including sockets, wrenches, pliers, screwdrivers, hex keys, 1/4" square drive adapter, bit storage boots, ratcheting bit driver, 4-in-1 screwdriver with 2 bits and blow molded storage/carrying case.

HAND TOOLS



| Drive | | Sockets | |
|-------------|------|--|---|
| 1/4" | 6pt | 5/32, 3/16, 7/32, 1/4, 9/32, 5/16, 11/32, 3/8, 7/16", 4.5, 5, 6, 7, 8, 9, 10, 11, 12mm | 3/8" dr. ratchet, 3" extension, 3/8 (F) to 1/4" (M) adapter |
| 3/8" | 12pt | 3/8, 7/16, 1/2, 9/16, 5/8, 3/4", 10, 12, 13, 14, 17, 19mm | |
| Pliers | | 6" long nose, 6" diagonal, 8" adjustable | |
| Wrenches | | 3/8, 7/16, 1/2, 9/16, 5/8" 10, 12, 13, 14, 15mm | |
| Screwdriver | | #1 x 3", #2 x 4", 3/16 x 3", 1/4 x 4" | |
| Precision | | #00, #0, #1, 1.6mm, 2.4mm x 2" | |
| 1" Bits | | Phillips: #0, #1, #2, #3 Star: T15, T20, T25, T27, T30, T40 Hex: 3/32, 1/8, 5/32", 3, 4, 5, 6, 7mm | Slotted: 1/8, 5/32, 3/16, 1/4" Square: S1, S2, S3 |
| Hex Keys | | 1/16, 5/64, 3/32, 1/8, 5/32, 3/16, 7/32, 1/4", 1.5, 2, 2.5, 3, 4, 5, 5.5, 6mm | |
| Item # | IP | MP | PKG |
| W1801* | 1 | 3 | CBX |



265-PC TOOL SET

- Fully polished 3/8" drive pro style ratchet. Magnetic bit driver with 20 pc bit set with holders. Stainless steel scissors. Wire crimper with 44 assorted terminals in storage box. Detail brush, break-away knife, electrical tape, 10 ft. tape measure.

| Item # | IP | MP | PKG |
|---------------|----|----|-----|
| W1519* | 1 | 5 | CBX |

| Drive | Sockets | |
|----------|--|--|
| 1/4" 6pt | 1/4, 9/32, 5/16, 11/32", 7, 8, 9, 10mm | 3/8" dr. ratchet, 3" extension, 3/8 (F) to 1/4" (M) adapter, spark plug sockets 5/8", 13/16" |
| 3/8" 6pt | 3/8, 7/16, 1/2, 9/16, 5/8, 11/16, 3/4", 11, 12, 13, 14, 15, 16, 17, 18, 19mm | |
| Pliers | 6" long nose, 6" diagonal, 6" adjustable wrench | |
| Wrenches | 7/16, 1/2, 9/16, 5/8", 10, 12, 13, 14, 15mm | |
| 1" Bits | Phillips: #1, #2, #3 Star: T10, T15, T20 Hex: 1/8, 5/32, 3/16, 7/32", .4, 5, 6mm | Slotted: 3/16, 1/4, 9/32" Square: S1, S2, S3 |

157-PC HOMEOWNER'S

- Set contains 13 oz. claw hammer with fiberglass handle, 3 vial aluminum level, 2 lbs. magnetic pickup tool, magnetic bit driver with 3" shaft, 2-3/8" magnetic bit extension, 1/4" square drive socket adapter and blow molded storage case.

| Drive | Sockets | |
|-----------------------|--|---|
| 1/4" 6pt | 5/32, 3/16, 7/32, 13/32, 7/16, 15/32, 1/2, 17/32, 9/16", 4, 4.5, 5, 5.5, 6, 6.5, 7, 8, 9, 10, 11, 12, 13, 14mm | 3/8" dr. ratchet, 3" extension, 3/8 (F) to 1/4" (M) adapter, 5/8" spark plug socket |
| 3/8" 12pt | 1/4, 5/16, 3/8" | |
| Pliers | 6" long nose, 6" linesman, 8" adjustable | |
| Wrenches | 3/8, 7/16, 1/2, 9/16, 5/8" 10, 12, 13, 14, 15mm | |
| Screwdriver Precision | #1 x 3", #2 x 4", 1/4 x 3", 3/16 x 4", 1/4 x 4" 1.0, 1.2, 1.6, 2.0mm x 2" | |
| 1" Bits | Phillips: #0, #1, #2, #3 Star: T10, T15, T20, T25 Hex: 3/32, 1/8, 5/32, 3/16, 7/32" 2, 3, 4, 5, 6mm | Slotted: 1/8, 3/16, 1/4, 9/32" Square: S1, S2, S3 |
| Hex Keys | 1/16, 5/64, 3/32, 1/8, 5/32, 3/16, 7/32, 1/4" 1.5, 2, 2.5, 3, 4, 5, 5.5, 6mm | |
| Nut Setter | 3/16, 7/32, 1/4, 9/32, 5/16, 3/8, 7/16" 5, 6, 7, 8, 9, 10, 11mm | |
| Drill Bits | 1/16, 5/64, 3/32, 7/64, 1/8, 9/64, 5/32, 11/64, 3/16, 13/64, 7/32, 15/34, 1/4" | |

| Item # | IP | MP | PKG | Gauge ruler |
|---------------|----|----|-----|--------------------------------------|
| W1802* | 1 | 3 | CBX | 0.51, 0.61, 0.71, 0.81, 0.91, 1.02mm |




HAND TOOLS

DRILL BIT SETS

204-PC DRILL BIT SET

- Unique four panel case folds three ways.
- Use with power drill, press or bit drivers.
- Set features: Drill bits, titanium coated drill bits, pilot drill bits, wood boring drill bits, flat wood bits, masonry drill bits.
- Also contains nut drivers, drill stoppers, cupped nail setters, center punch, counter sink, screw finders, steel drill gauge, bit holder and hex key.



| Item # | IP | MP | PKG |
|--------|----|----|-----|
| W1368* | 1 | 4 | CBX |

| | | | |
|----------------|---------------|--|--------------------|
| HSS BITS | Twist | 3/64, 1/16, 5/64, 3/32, 7/64, 1/8, 9/64, 5/32 (4), 3/16, 13/64, 7/32, 15/64, 1/4, 17/64, 9/32, 5/16, 11/32, 3/8" | |
| | Black | | |
| | Titanium | 3/64, 1/16, 5/64, 3/32, 1/8, 9/64 (5), 7/64, 5/32 (6), 13/64 (2), 11/64, 7/32, 15/64, 1/4, 17/64, 9/32, 5/16" | |
| SPECIALTY BITS | Pilot | 5/64, 7/64, 5/32" | |
| | Wood Boring | 5/32 (2), 3/16, 1/4, 9/32, 5/16, 11/32, 3/8" | |
| | Flat Wood | 3/8, 1/2, 5/8, 3/4, 7/8, 1-1/4" | |
| | 12" Flat Wood | 5/16, 3/8, 1/2, 9/16" | |
| | Masonry | 1/8, 5/32, 11/64, 3/16, 7/32, 15/64, 1/4, 17/64, 5/16, 11/32, 3/8" | |
| | 12" Masonry | 5/16, 3/8, 1/2" | |
| 1" & 2" Bits | Hole Saw | 1-1/4, 1-1/2, 1-3/4, 2-1/8" | |
| | Phillips | #0, #1, #2, #3. 2" Bits: #0, #1, #2 (2), #3 | |
| | Pozi: | #1, #2, #3 | |
| | Slotted | 1/8, 3/16, 1/4, 5/16" 2" Bits: 1/8, 5/32, 3/16, 7/32, 1/4, 9/32, 5/16 | |
| | Star | T10, 15, 20, 25, 27, 30 2" Bits: T10, 15, 20, 25, 27, 30, 40, 45 | |
| | Square | S1, S2 | |
| | Hex | 3/16, 1/4, 5/16, 3/8", 6, 7, 8, 10mm | |
| | Nut Driver | 5/32, 3/16, 7/32, 1/4, 9/32, 5/16, 11/32, 3/8, 7/16, 1/2" | |
| | Other | Drill Stopper | 7/64, 13/64, 5/16" |
| | | Nail Setter | 1/16, 3/32, 1/8" |
| Punch | | 1/32" | |

253-PC DRIVER & DRILL BIT SET

- Titanium nitride coated drill bits, 1/8" and larger, are made from 4241 HSS with a 135 degree split point edge and will begin drilling on contact to minimize bit walking.
- All other drill bits are made of high strength carbon steel.
- Included are 4 drill stops that work on all included drill bits to assure that hole are drilled to the specified depth and 1 hex key to lock them in place.

HAND TOOLS



Everything stored in a heavy duty carrying case.

| Item # | IP | MP | PKG |
|--------|----|----|-----|
| W9080* | 1 | 6 | DBL |

| | | | |
|--------------|------------|---|-----------------------|
| HSS | Titanium | 1/16 (2), 5/64, 3/32, 7/64, 1/8, 9/64, 5/32, 11/64, 3/16, 13/64, 7/32, 1/4, 17/64, 9/32, 5/16" | |
| | Nitride | | |
| SPECIALTY | Masonry | 1/8 (4), 5/32 (4), 3/16, 7/32, 1/4, 17/64, 9/32, 5/16" | |
| | Brad Point | 1/8 (4), 5/32 (4), 3/16 (4), 1/4, 9/32, 5/16" | |
| | Spade | 1/2, 3/4, 7/8" | |
| 1" & 2" Bits | Phillips | #0 (6), #1 (12), #2 (24), #3 (12) 2" Bits: #0 (2), #1 (3), #2 (5), #3 (2) | |
| | Pozi | #0 (3), #1 (6), #2 (12), #3 (6) 2" Bits: #0 (2), #1 (3), #2 (4), #3 (3) | |
| | Slotted | 1/8 (3), 5/32 (3), 3/16 (3), 7/32 (4), 1/4 (4), 9/32 (3) 5/16" (2) 2" Bits: 1/8, 5/32, 3/16, 1/4, 9/32" | |
| | Star | T10 (2), T15 (2), T20 (2), T25 (2), T27 (2), T30 (2), T35(2), T40 (2) 2" Bits: T15, T20, T25, T30, T40 | |
| | Square | S1 (3), S2 (4), S3 (4) 2" Bits: S1 (2), S2 (2), S3 (4) | |
| | Hex | 5/64 (2), 3/32 (2), 1/8 (2), 5/32 (2), 3/16 (2), 1/4" (2), 2 (2), 2.5 (2), 3 (2), 4 (2), 5 (2), 6mm (2) 2" Bits: 1/8, 5/32, 1/4", 3, 4, 5 (2), 6mm | |
| | Other | Magnetic Bit Holder | 3" x 1/4" |
| | | Drill Stopper | 3/16, 1/8, 1/4, 5/16" |
| | | Hex Key | For drill stops |

TITANIUM DRILL BIT SETS

- Assorted bit sizes from 1/16" to 1/2".
- Great for drilling plastic, wood and metal.



| Item # | IP | MP | PKG | Coating | Sizes |
|---------------|--------------|----|-----|---------|----------|
| W9016* | 21-PC | 6 | 24 | CAS | Titanium |
| W9018* | 21-PC | 4 | 24 | CAS | |
| W9019* | 21-PC | 4 | 24 | CAS | Black |
| W9014* | 13-PC HSS | 12 | 48 | CAS | Black |
| W9013* | 63-PC HSS | 12 | 48 | CLM | Titanium |
| W9017* | 25-PC HSS | 1 | 12 | CBX | Titanium |
| W9043* | 25-PC HSS | 4 | 24 | CAS | Titanium |
| W8692* | 6-PC | 6 | 72 | CRD | Titanium |

STEP DRILL BIT SETS

- Titanium nitride coated high speed steel.
- For use with metal, wood and plastic.
- Starts on contact, no center punch needed.
- Automatically deburrs holes as you drill.
- 1/4" hex shank.



| Item # | IP | MP | PKG | Steps | Sizes |
|---------------|------|----|-----|-------|---|
| W9003* | 3-PC | 10 | 80 | CLM | 6 3/16, 1/4, 5/16, 3/8, 7/16, 1/2" |
| | | | | | 9 1/4, 5/16, 3/8, 7/16, 1/2, 9/16, 5/8, 11/16, 3/4" |
| | | | | | 12 1/8, 5/32, 3/16, 7/32, 1/4, 9/32, 5/16, 11/32, 3/8, 13/32, 7/16, 15/32, 1/2" |
| W9004* | 2-PC | 12 | 48 | CLM | 11 1/4, 25/64, 35/64, 11/16, 13/16, 7/8, 1, 1-1/8, 1-7/32, 1-1/4, 1-3/8" |
| | | | | | 12 3/16, 1/4, 5/16, 3/8, 7/16, 1/2, 9/16, 5/8, 11/16, 3/4, 13/16, 7/8" |

16-PC HOLE SAW SET

- 16-pc hole saw set made of durable carbon steel.
- Set includes large / small arbors, hex key, metal plate and plastic carrying case to keep all the components together.

| Item # | IP | MP | PKG | Diameters |
|---------------|----|----|-----|---|
| W9071* | 1 | 20 | SLV | 3/4, 7/8, 1-1/8, 1-1/4, 1-1/2, 1-3/4, 2, 2-1/2, 3, 3-1/2, 4, 5" |



HAND TOOLS

THREAD REPAIR

TITANIUM DRILL BITS


- Durable titanium nitride coated high speed steel.
- Great for drilling plastic, wood and metal.



| Drill Bit | Item # | IP | MP | PKG | Tap & Drill Bit IP: 5 MP: 240 | | Extractor & Drill Bit IP: 5 MP: 120 | |
|-----------|---------------|------|----|-----|----------------------------------|---------------|--|------------------|
| 1/16" | W8561* | 2-PK | 5 | 240 | CRD | - | - | - |
| 5/64" | W8562* | 2-PK | 5 | 240 | CRD | - | - | W8663* #1 |
| 3/32" | W8563* | 2-PK | 5 | 240 | CRD | - | - | - |
| 7/64" | W8564* | 2-PK | 5 | 240 | CRD | - | - | W8664* #2 |
| 1/8" | W8565* | 2-PK | 5 | 240 | CRD | - | - | - |
| 9/64" | W8566* | | 5 | 240 | CRD | - | - | - |
| 5/32" | W8567* | | 24 | 240 | CRD | - | - | W8665* #3 |
| 3/16" | W8569* | | 5 | 240 | CRD | - | - | - |
| 13/64" | W8570* | | 5 | 240 | CRD | W8630* | 1/4"-20 NC | - |
| 7/32" | W8571* | | 5 | 240 | CRD | - | - | - |
| 1/4" | W8573* | | 5 | 240 | CRD | - | - | - |
| 17/64" | W8574* | | 5 | 240 | CRD | W8632* | 5/16"-18 NC | - |
| 9/32" | W8575* | | 5 | 240 | CRD | W8633* | 5/16"-24 NF | - |
| 19/64" | - | - | - | - | - | - | - | W8667* #5 |
| 5/16" | W8577* | | 24 | 240 | CRD | - | - | - |
| 21/64" | W8578* | | 5 | 240 | CRD | - | - | - |
| 11/32" | W8579* | | 5 | 240 | CRD | - | - | - |
| 3/8" | W8581* | | 5 | 240 | CRD | W8636* | 7/16"-14 NC | - |
| 25/64" | W8582* | | 5 | 240 | CRD | W8637* | 7/16"-20 NF | - |
| 13/32" | - | - | - | - | - | - | - | W8668* #6 |
| 7/16" | W8585* | | 5 | 240 | CRD | - | - | - |
| 29/64" | - | - | - | - | - | W8639* | 1/26"-20 NF | - |
| 1/2" | W8589* | | 5 | 240 | CRD | - | - | - |
| 5.0mm | - | - | - | - | - | W8615* | 6mm X 1 | - |
| 6.8mm | - | - | - | - | - | W8617* | 8mm X 1.25 | - |
| 8.8mm | - | - | - | - | - | W8618* | 10mm X 1.25 | - |
| 12mm | - | - | - | - | - | W8662* | 12mm X 1.25 | - |

5-PC SPIRAL POWER EXTRACTOR

- Use with all corded and cordless drill drivers with 1/4" hex or standard drill bit chucks
- Fine threaded extractors are ideal for removing damaged, frozen or rusted fasteners, made of softer metals, from wood, plastic or metal.
- Use in reverse to drive extractor into the damaged fastener and back out any right hand threaded fastener.
- Works on all types of damaged screw head styles such as hex, phillips, star, square, straight, s-lobe or when the head of the screw is completely broken off.



| Item # | IP | MP | PKG | Chuck | Extractors |
|---------------|----|----|-----|----------|--------------------|
| W2964* | 12 | 72 | DBL | 1/4" Hex | #1, #2, #3, #4, #5 |

10-PC SCREW EXTRACTOR SET

- Reverse threaded drill bits for tapping broken or stripped screws.
- Multi-fluted, machined alloy extractors for screw removal.
- Includes durable metal storage box.

| Item # | IP | MP | PKG | Reverse Bits | Extractors |
|---------------|----|----|-----|-------------------------------|--------------------|
| W8697* | 6 | 36 | CRD | 5/64, 7/64, 5/32, 1/4, 19/64" | #1, #2, #3, #4, #5 |



13-PC LEFT HANDED DRILL BIT SET

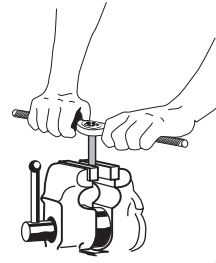
- 135 degree split point design for drilling of most metals.
- High speed M2 steel with Titanium Nitride coating for long lasting quick drilling.
- Useful for extracting broken screws and studs.
- Comes with metal storage case.

| Item # | IP | MP | PKG | Sizes |
|---------------|----|----|-----|---|
| W9011* | 10 | 60 | CRD | 1/16", 5/64", 3/32", 7/64", 1/8", 9/64", 5/32", 11/64", 3/16", 13/64" |

HAND TOOLS

40-PC TAP & DIE SETS

- High quality carbon steel for precision cutting and durability.
- Sets Include: 17 taps and 17 dies, tap wrench, T-handle tap wrench, die stock, screwdriver and screw pitch gauge.
- Blow molded plastic storage case.



NC = National Coarse
NF = National Fine
NPT = National Pipe Thread

| Item # | IP | MP | PKG | Sizes |
|-----------------|----|----|-----|--|
| W4001DB* | 1 | 10 | SLV | 4-40 NC, 6-32 NC, 8-32 NC, 10-24 NC, 10-31 NF, 12-24 NC, 1/4"-20 NC, 1/4"-28 NF, 5/16"-18 NC, 5/16"-24 NF, 3/8"-16 NC, 3/8"-24 NF, 7/16"-14 NC, 7/16"-20 NF, 1/2"-13 NC, 1/2"-20 NF, 1/8"-27 NPT |
| W4002DB* | 1 | 10 | SLV | M3 x 0.5, M3 X 0.6, M4 x 0.7, M5 x 0.8, M5 x 0.9, M6 x 0.75, M6 x 1.0, M7 x 0.75, M7 x 1.0, M8 x 1.0, M8 x 1.25, M10 x 1.25, M10 x 1.5, M12 x 1.5, M12 x 1.75, 1/8" NPT |

6-PC TAP WRENCH KITS

- Cuts and renews internal threads for standard pipe sizes.
- Wrench features dual holding jaws for large and small sized taps.
- Tungsten steel for strength and durability.
- T-handle with positive grip chuck.

| Item # | IP | MP | PKG | Sizes |
|---------------|----|----|-----|--|
| W8651* | 6 | 36 | CRD | 1/4"-20 NC, 5/16"-18 NC, 3/8"-16 NC, 7/16"-14 NC, 1/2"-13 NC |
| W8652* | 6 | 36 | CRD | M6 x 1, M7 x 1, M8 x 1.25, M10 x 1.25, M12 x 1.75 |



T-HANDLE TAP WRENCHES

| Item # | IP | MP | PKG | Range |
|---------------|----|-----|-----|--------------------------|
| W8654* | 5 | 120 | CRD | 5/32 to 1/4" (3 to 6 mm) |
| W8669* | 5 | 120 | CRD | 1/4 to 1/2" (6 to 13 mm) |

6-IN-1 TAPPING DRIVER TOOL

- Double sided shaft includes 6 different tap sizes in one tool.
- Comfortable double-injection molded handle.



| Item # | IP | MP | PKG | Sizes |
|---------------|----|----|-----|---|
| W8650* | 6 | 36 | CRD | #6-32, #8-32, #10-32, #10-24, #12-24 & 1/4"-20" |

THREAD PITCH GAUGE SET

- Used to determining thread per inch/cm on screws, bolts or in a tapped holes.
- Common thread angle, 60 degrees.

| Item # | IP | MP | PKG | Blades | Sizes |
|---------------|----|-----|-----|---------------------|--|
| W8655* | 25 | 250 | CRD | 28 SAE 24 Metric | 4 to 62 threads per inch. 0.25 to 6.0 threads per cm. |



HAND TOOLS

BOLT & SCREW EXTRACTORS

8-PC SCREW EXTRACTOR SET

- Use with T-handle or wrench to remove broken and stripped screws.
- Drop forged, heat treated carbon steel for long life.
- Tapered counter clockwise threads.

| | Pre-Drill Size | Square Drive | Overall Length | Screw or bolt size to be removed | | |
|----|----------------|--------------|----------------|----------------------------------|-----------|----------|
| | | | | SAE | Metric | Pipe |
| #1 | 5/64" | 1/8" | 2" | 3/32 - 5/32" | 2.5 - 4mm | No. 6 |
| #2 | 7/64" | 5/32" | 2-1/4" | 5/32 - 7/32" | 4 - 6mm | No. 12 |
| #3 | 5/32" | 7/32" | 2-1/2" | 7/32 - 9/32" | 6 - 8mm | No. 14 |
| #4 | 1/4" | 1/4" | 2-15/16" | 9/32 - 3/8" | 8 - 10mm | 1/8" NPT |
| #5 | 19/64" | 11/32" | 3-1/8" | 3/8 - 5/8" | 10 - 16mm | 1/4" NPT |
| #6 | 13/32" | 15/32" | 3-1/2" | 5/8 - 7/8" | 16 - 22mm | 3/8" NPT |
| #7 | 17/32" | 9/16" | 3-3/4" | 7/8 - 1-1/8" | 22 - 27mm | 1/2" NPT |
| #8 | 13/16" | 3/4" | 4" | 1-1/8 - 1-3/8" | 27 - 36mm | 3/4" NPT |

| Item # | IP | MP | PKG |
|--------|----|----|-----|
| W2968* | 12 | 24 | CRD |



5-PC SCREW EXTRACTOR SETS

- Removes damaged screws, broken studs, set screws and pipe fittings.
- Hardened alloy steel construction.
- Includes storage case.

| | Pre-Drill Size | Square Drive | Overall Length | Screw or bolt size to be removed | | |
|----|-------------------|--------------|----------------|----------------------------------|-----------|----------|
| | | | | SAE | Metric | Pipe |
| #1 | 5/64" | 1/8" | 2" | 3/32 - 5/32" | 2.5 - 4mm | No. 6 |
| #2 | 7/64" | 5/32" | 2-1/4" | 5/32 - 7/32" | 4 - 6mm | No. 12 |
| #3 | 5/32" | 7/32" | 2-1/2" | 7/32 - 9/32" | 6 - 8mm | No. 14 |
| #4 | 1/4" | 1/4" | 2-15/16" | 9/32 - 3/8" | 8 - 10mm | 1/8" NPT |
| #5 | *17/64" 19/64" | 11/32" | 3-1/8" | 3/8 - 5/8" | 10 - 16mm | 1/4" NPT |

* 17/64 available in W2965 only

| Item # | IP | MP | PKG |
|--------|----|-----|-----------------|
| W2965* | 6 | 120 | CRD |
| W2966* | 12 | 24 | CRD Chrome Moly |



W2965

W2966

5-PC BOLT EXTRACTOR SET

- Heat treated high strength steel.
- Removes bolts without wedging or binding.
- Works on left or right threaded bolts.

| | Screw Size | Drill Size | Square Drive | Overall Length |
|----|------------|------------|--------------|----------------|
| #1 | 1/4" | 1/8" | 1/4" | 1-1/2" |
| #2 | 5/16" | 11/64" | 1/4" | 1-1/2" |
| #3 | 3/8" | 15/64" | 19/64" | 1-1/2" |
| #4 | 7/16" | 9/32" | 5/16" | 1-1/2" |
| #5 | 1/2" | 3/8" | 3/8" | 1-1/2" |

| Item # | IP | MP | PKG |
|---------|----|----|-----|
| W80635* | 6 | 72 | CRD |



W80635

W80562

5-PC TAPERED EXTRACTOR SETS

- Removes broken studs, screws, bolts, pipes and pipe fittings.
- Chrome vanadium steel.
- Features flutes for more positive grip.

| Item # | IP | MP | PKG | Sizes |
|---------|----|-----|-----|------------------------------|
| W80562* | 12 | 120 | CRD | 1/8, 3/16, 15/64, 5/16, 3/8" |
| W8605* | 5 | 120 | CRD | #1, #2, #3, #4, #5 |

BLK: Bulk | CAS: Storage Case | CBX: Color Box | CRD: Carded | CLM: Clamshell | DBL: Double Blister
LAB: Color Label | RAC: Storage Rack | SHK: Shrink Wrap | SLV: Sleeve | TAB: Hang Tab | WBX: White Box

HAND TOOLS

5-PC DEEP BOLT EXTRACTOR SET

- Patented gripping edges remove old, stripped, rusted or painted nuts and bolts.
- Deep wall sockets for hard to reach fasteners, exposed studs and recessed nuts/bolts.
- Chrome molybdenum steel for strength and durability.
- Storage/carrying case.
- Use with a 3/8" drive tool.



| Item # | IP | MP | PKG | Sizes |
|----------------|----|----|-----|---|
| W38920* | 6 | 24 | CLM | 3/8" (10mm), 7/16" (11mm), 1/2" (13mm), 9/16" (14mm), 5/8" (16mm) |

5-PC BOLT EXTRACTOR SETS

- Chrome molybdenum steel for strength and durability.
- Use with a 3/8" drive tool.



W38919
Features additional storage for 5-pc add-on set W38918.



| Item # | IP | MP | PKG | Sizes |
|----------------|----|----|-----|--|
| W38918* | 6 | 48 | CLM | 5/16" (8mm), 3/8" (10mm), 1/2" (13mm), 11/16", 3/4" (19mm) |
| W38919* | 6 | 24 | CLM | 7/16" (11mm), 12mm, 9/16" (14mm), 15mm, 5/8" (16mm) |

9-PC BOLT EXTRACTOR SETS

- Chrome molybdenum steel for strength and durability.
- Storage/carrying case.
- Use with a 3/8" drive tool.



| Item # | IP | MP | PKG | Sizes |
|----------------|----|----|-----|---|
| W38916* | 6 | 24 | CRD | 1/4, 5/16, 3/8, 7/16, 1/2, 9/16, 3/4, 11/16, 5/8" |
| W38917* | 6 | 24 | CRD | 8, 10, 11, 12, 13, 14, 16, 17, 19mm |

HAND TOOLS

EXTRACTORS

7-PC X-TRAX NUT-DRIVER SET

- Patented gripping edges remove old, stripped, rusted or painted nuts and bolts.
- Chrome molybdenum steel for strength and durability.
- Storage/carrying case



| Item # | IP | MP | PKG | Sizes |
|---------------|----|----|-----|--|
| W8699* | 6 | 24 | CLM | Sizes: 3/16, 1/4, 5/16(8mm), 3/8(10mm), 7/16(11mm), 12, 1/2(13mm). |

25-PC DAMAGED SCREW EXTRACTOR

- This 25pc kit has two different styles of extractor to quickly remove stripped or broken screws and broken off bolts without damaging surrounding area.

Contents

| | |
|----------------|--|
| Extractors | #0, #1, #2, #3, #4 |
| Straight Flute | #1, #2, #3, #5, #6 |
| Drill Bits | 7/64 (2), 2 x 5/32 (2), 2 x 19/64 (2), 5/64, 13/32" |
| 2" Bits | Slotted - 13/64, 15/64", Phillips - #1, #2, Star - T25 (2) |

| Item # | IP | MP | PKG | Accessory |
|---------------|----|----|-----|-----------------------|
| W9047* | 4 | 24 | CAS | 3" magnetic extension |



11-PC X-TRAX HEX BIT SETS

- Patented gripping edges work with standard recessed hex fasteners, or use at an angle to remove old, stripped, rusted or painted fasteners.
- Chrome vanadium steel for strength and durability.
- Chrome nickel and black oxide finish resists corrosion.
- Includes socket storage rail.



| Item # | IP | MP | PKG | Drive | Sizes |
|----------------|----|----|-----|-------|------------------------------------|
| W38790* | 4 | 40 | CLM | 1/4" | 1/16, 5/64, 3/32, 7/64, 1/8, 5/32" |
| | | | | 3/8" | 3/16, 7/32, 1/4, 5/16, 3/8" |
| W38791* | 4 | 40 | CLM | 1/4" | 1.5, 2, 2.5, 3, 4, 4.5, 5mm |
| | | | | 3/8" | 5, 6, 8, 10, 12mm |



9-PC X-TRAX HEX KEY SETS

- Patented gripping edges work with standard recessed hex fasteners, or use at an angle to remove old, stripped, rusted or painted fasteners.
- Includes handy organizer and T-handle bar for added torque.
- Chrome vanadium steel for strength and durability.
- Black oxide finish resists corrosion.



| Item # | IP | MP | PKG | Sizes |
|----------------|----|----|-----|---|
| W86106* | 6 | 36 | CLM | 1/16, 5/64, 3/32, 1/8, 5/32, 3/16, 1/4, 5/16 and 3/8" |
| W86107* | 6 | 36 | CLM | 1.5, 2, 2.5, 3, 4, 5, 6, 8 and 10mm |

BLK: Bulk | **CAS:** Storage Case | **CBX:** Color Box | **CRD:** Carded | **CLM:** Clamshell | **DBL:** Double Blister
LAB: Color Label | **RAC:** Storage Rack | **SHK:** Shrink Wrap | **SLV:** Sleeve | **TAB:** Hang Tab | **WBX:** White Box

4-PC STUD PULLER SETS

- Quickly and easily removes right or left threaded studs with no damage to threads.
- Turn with 3/8" or 1/2" square drive tool or 13/16" wrench.
- Chrome vanadium steel construction.
- For hand use only.



| Item # | IP | MP | PKG | 3/8" Dr. | 1/2" Dr. |
|----------------|----|----|-----|-------------|-------------|
| W89413* | 6 | 24 | CRD | 1/4", 5/16" | 3/8", 7/16" |
| W89414* | 6 | 24 | CRD | 6, 8mm | 10, 12mm |

STUD EXTRACTOR

- Used to remove seized or broken studs and bolts.
- Designed to fit into small areas, where studs may be hard to reach.
- Use on a low setting with your 3/8" impact gun.
- Remove stripped, rusted, broken, or smooth studs.
- Hex shaft can be used with a wrench, ratchet, or impact tool and socket.



| Item # | IP | MP | PKG | Capacity |
|----------------|----|----|-----|-------------------------|
| W83203* | 6 | 36 | DBL | 1/4 to 1/2" (6 to 12mm) |

STUD EXTRACTOR

- For removing broken or seized studs, bolts, etc from 1/4" to 3/4" diameter.
- Knurled roller uses cam action to grasp stud firmly while minimizing damage.
- Use 1/2" drive ratchet.



| Item # | IP | MP | PKG | Capacity |
|----------------|----|----|-----|-------------|
| W83202* | 6 | 24 | CRD | 1/4 to 3/4" |

HEAVY DUTY NUT SPLITTERS

- Removes rusted, stripped and stubborn nuts.
- Self centering wobble tip.
- Offset design for easier operation.
- Drop forged steel construction.
- Plated to resist corrosion.
- Heat treated chisel.



W88030



W88031

Use a 3/4 in. wrench or socket for the adjustment bolt and a 13/14 in. wrench to hold the body.

| Item # | IP | MP | PKG | Capacity |
|----------------|----|----|-----|--------------|
| W88030* | 12 | 72 | CRD | 7/16 to 3/4" |
| W88031* | 6 | 24 | CRD | 7/16 to 7/8" |

EXTRACTORS

3-PC INTERNAL PIPE EXTRACTOR

- Designed to easily remove broken pipe threads, plugs and fittings.
- Multiple uses including broken heater hose fittings, household plumbing, to HVAC connections.
- Machined heat-treated cams mounted on alloy steel hex shafts.
- Use with a standard socket and ratchet or your open-box end wrench.

| Item # | IP | MP | PKG | Sizes |
|---------|----|----|-----|----------------|
| W83204* | 6 | 24 | CRD | 3/8, 1/2, 3/4" |



2-PC TAPERED REAMER SET

- Tapered reamers will help align holes, remove burrs from cut pipe, tubing, and conduit, and enlarge and countersink holes in sheet metal, plastic, and other materials.
- Heat treated #45 high carbon steel for longer service life.
- T-handle design for easy turning and sure handling.

| Item # | IP | MP | PKG | Capacity |
|--------|----|----|-----|---|
| W2967* | 1 | 72 | CRD | 1/8 to 1/2" (3 to 13mm) 5/32 to 7/8" (4 to 22mm) |



1/2 IN. IMPACT DRIVER

- Ideal for loosening firmly tightened or rusted screws or bolts.
- Removable hex bit adapter allows use with 1/2" drive sockets & accessories.
- Oversized molded grip provides a more positive grip and reduces the risk of overstrike.
- Heavy duty mechanism delivers up to 200ft/lbs. of torque per blow.

| Item # | IP | MP | PKG | Bit | | |
|--------|----|----|-----|--------|----------|------------|
| | | | | Length | Phillips | Slotted |
| W2504* | 4 | 24 | CLM | 35mm | #2, #3 | 5/16, 3/8" |
| | | | | 79mm | #2, #3 | 5/16, 3/8" |



3/8 IN. IMPACT DRIVER SET

- Ideal for loosening firmly tightened or rusted screws or bolts.
- Removable hex adapter allows use with 3/8" drive sockets and accessories.
- Heavy duty blow molded storage case.

| Item # | IP | MP | PKG | Bit | | |
|-------------|----|-----|-----|--------|----------|------------|
| | | | | Length | Phillips | Slotted |
| W2500P* | 4 | 24 | CRD | 36mm | #2, #3 | 5/16, 3/8" |
| W2500-36MM* | 24 | 288 | CRD | | | |

W2500-36MM replacement bits.



HAND TOOLS

1/4 IN. IMPACT DRIVER & EXTRACTOR

- Ideal for loosening or removing firmly tightened or rusted screws or bolts.
- Convenient 1/4" receiver allows use of any 1/4" bit tip or hex nut driver.



W2503-50MM replacement bits.



| Item # | IP | MP | PKG | Bit | | | Screw or bolt size to be removed | | | | |
|-------------|----|----|-----|--------|----------|---------|----------------------------------|----------------|--------------|-----------|--------|
| | | | | Length | Phillips | Slotted | Extractor | SAE | Metric | Pipe | |
| W2503* | 12 | 24 | CRD | 50mm | #1, #2 | 3/16 | #1 | 1/8 to 15/16" | 3/32 - 5/32" | 2.5 - 4mm | No. 6 |
| W2503-50MM* | 12 | 72 | CRD | | | | #2 | 15/16 to 5/16" | 5/32 - 7/32" | 4 - 6mm | No. 12 |
| | | | | | | | #3 | 5/16 to 7/16" | 7/32 - 9/32" | 6 - 8mm | No. 14 |

67-PC HAND RIVETER KIT

- Heavy duty hand rivet gun with four nose pieces.
- Nose pieces and wrench store conveniently in handle.
- Vinyl grip handles provide more comfort and better grip.
- Tough black finish resists corrosion.
- Includes storage case.

| Item # | IP | MP | PKG | Rivets Included |
|----------------|----|----|-----|--------------------------------|
| W2017C* | 5 | 20 | CAS | 15 ea. 3/32, 1/8, 5/32 & 3/16" |



PROFESSIONAL HAND RIVETER

- Precision die cast aluminum alloy body.
- Handles 1/8" through 1/4" aluminum and steel rivets and 1/8" and 5/32" stainless steel rivets
- Drop forged carbon steel upper handle and thick cushion-molded vinyl grips.
- Four mounted nosepieces: 3/32, 1/8, 5/32, and 3/16".

| Item # | IP | MP | PKG |
|---------------|----|----|-----|
| W2009* | 5 | 30 | CBX |



HEAVY DUTY HAND RIVETER

- Heavy duty steel construction.
- Handles 1/8" through 1/4" aluminum and steel rivets.
- Cushion grip handles with nosepiece storage.
- Double compound action to maximize leverage.
- Handy collection bottle for easy disposal.

| Item # | IP | MP | PKG |
|---------------|----|----|-----|
| W2008* | 1 | 20 | CBX |



AIR RIVETER

- Air hydraulic riveter is ideal for setting blind rivets in aluminum, steel and stainless with professional results the first time.
- Air relief valve prevents overloading.

Includes four nose pieces: 3/32", 1/8", 5/32" and 3/16", spanner, spanner gauge, safety cap, and replacement O-rings.



| Item # | IP | MP | PKG | PSI | Avg. CFM | Pull (lbs) | Max Capacity | Compressor |
|--------------|----|----|-----|-----|----------|------------|--------------|------------|
| M680* | 1 | 10 | CBX | 90 | 4 | 1,584 | 3/16" | 20 Gal |

RIVET REFILL KITS

- Contains the most popular rivets sizes.
- For Performance Tool rivet guns and air riveter.

| Item # | IP | MP | PKG | Diameter Length | 3/32" | | | 1/8" | | | 5/32" | 3/16" | |
|---------------|----------|----|-----|-----------------|-------|-------|------|-------|------|-------|-------|-------|--|
| | | | | | 7/32" | 5/16" | 1/4" | 5/16" | 3/8" | 7/32" | 5/16" | 3/8" | |
| W2018* | Steel | 6 | 72 | CRD 100-PC | 25 | - | - | 25 | - | 25 | 25 | - | |
| W5228* | Aluminum | 6 | 24 | CAS 500-PC | - | - | 120 | 120 | 120 | - | 120 | 120 | |

HAND TOOLS


RIVET GUNS & RIVETS

POLY RIVET KITS & REFILLS

- Ergonomically designed for one-handed operation.
- Self-adjusting jaws help set rivets perfectly in a single stroke without re-gripping or prematurely breaking the stem.
- Provides easy access to confined areas with the long forward nose.
- Will not cause damage to painted or delicate surfaces.
- Perfect for fastening door panels and various automotive trims.
- Additional rivets sold separately (W5250).



Set all sizes of poly rivets perfectly in a single stroke without changing the nosepiece.



| Item # | IP | MP | PKG | | Diameter | 5mm | 6.6mm | 6.3mm | |
|---------------|-------|----|-----|-----|----------|--------|--------|--------|--------|
| W2005* | 41-PC | 6 | 24 | CRD | 10 ea. | 15.8mm | 17.2mm | 17.2mm | 25.2mm |
| W5250* | 80-PC | 6 | 24 | CAS | 20 ea. | | | | |

W2005

Includes 40 industrial strength Polyoxymethylene (POM) rivets.

THREADED INSERT RIVET KITS & REFILLS

- Used to Insert threaded rivet style fasteners into thin metal, plastic or fiberglass.
- Each set includes 4 threaded mandrels and nosepieces.
- Comes with 10 of each size steel threaded rivet-nuts.
- Formed blow molded case to keep the inserts organized.
- Additional inserts sold separately (W5251 & W5252).



Long handle with comfort grips.



W2007

| Item # | IP | MP | PKG | | |
|---------------|---------------|----|-----|-----|--|
| W2006* | 45-PC Kit | 6 | 12 | CBX | 10 ea. 6-32, 8-32, 10-24, 1/4-20 |
| W5251* | 120-PC Refill | 6 | 24 | CAS | 30 ea. See Hardware Kits for more details. |
| W2007* | 45-PC Kit | 6 | 12 | CBX | 10 ea. 3mm, 4mm, 5mm, 6mm |
| W5252* | 120-PC Refill | 6 | 24 | CAS | 30 ea. See Hardware Kits for more details. |

3-IN-1 STAPLE GUN & REFILLS

- Easy slide open staple loading feature.
- Comfort grip handle for extended use.
- Easy smooth squeeze.
- Handy storage case.

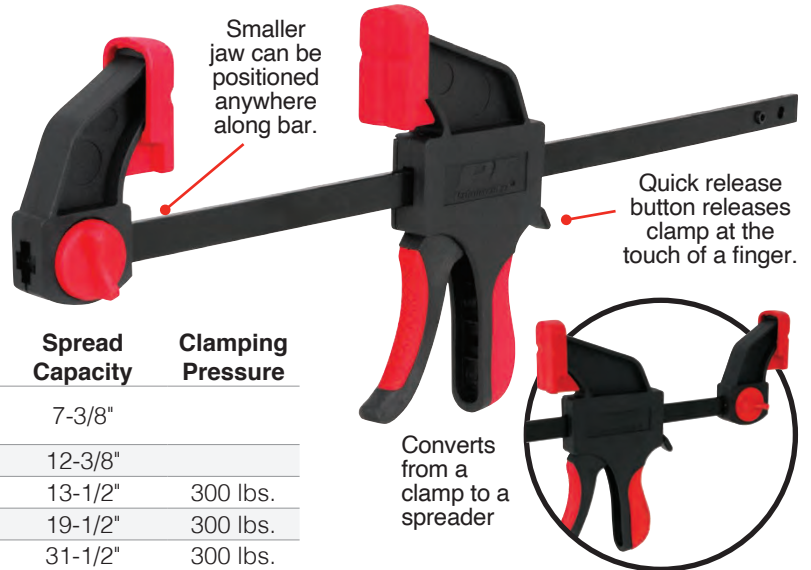


| Item # | IP | MP | PKG | Staples | U-Shaped | Brad Nails |
|---------------|--------|----|-----|---------|----------|------------|
| W2050* | Kit | 6 | 24 | CAS | 300 | 300 |
| W2051* | Refill | 4 | 24 | CRD | 300 | 300 |

BLK: Bulk | **CAS:** Storage Case | **CBX:** Color Box | **CRD:** Carded | **CLM:** Clamshell | **DBL:** Double Blister
LAB: Color Label | **RAC:** Storage Rack | **SHK:** Shrink Wrap | **SLV:** Sleeve | **TAB:** Hang Tab | **WBX:** White Box

RATCHETING BAR CLAMPS

- Nylon clamps with durable carbon steel bar.
- Pistol action, rubberized comfort grip handle.
- Quickly converts from a clamp to a spreader without the use of tools.
- Removable jaw pads protect surfaces from marring and damage.



| Item # | IP | MP | PKG | Bar Length | Throat Depth | Spread Capacity | Clamping Pressure |
|-----------------------|----|----|-----|------------|--------------|-----------------|-------------------|
| W3943* 2-PC | 6 | 48 | CRD | 4" | 1-3/8" | 7-3/8" | |
| W3944* | 12 | 48 | LAB | 6" | 2-1/2" | 12-3/8" | |
| W3945* | 6 | 24 | TAB | 6" | 2-3/4" | 13-1/2" | 300 lbs. |
| W3946* | 6 | 24 | TAB | 12" | 2-3/4" | 19-1/2" | 300 lbs. |
| W3948* | 6 | 24 | TAB | 24" | 2-3/4" | 31-1/2" | 300 lbs. |

F-STYLE BAR CLAMPS

- Ideal for gluing, hold down work, and general purpose clamping.
- F-Style clutch bar clamps come with cast heads with powder-coated finish to resist corrosion and chipping.
- Zinc finished rail with a two piece clutch plate system for instant adjustment, secure hold, and easy release.
- Rubber comfort grip handle for more torque and less user fatigue.

| Item # | IP | MP | PKG | Bar Length | Throat Depth | Clamping Pressure |
|---------------|----|----|-----|------------|--------------|-------------------|
| W3952* | 5 | 30 | TAB | 12" | 2-1/2" | 600 lbs. |
| W3954* | 5 | 20 | TAB | 24" | 2-1/2" | 600 lbs. |



C-CLAMPS

- Ductile Iron construction for superior strength and corrosion resistance.
- Larger swivel pad head for better contact on angled surfaces.
- Precision crafted chrome plated screw and spindle for smooth operation.

| Item # | IP | MP | PKG | Throat Opening | Throat Depth |
|-----------------|----|----|-----|----------------|--------------|
| W3970* | 12 | 72 | TAB | 1" | |
| W221* | 12 | 72 | LAB | 2" | 1" |
| W206C* | 6 | 48 | LAB | 3" | 1-1/2" |
| W207C* | 6 | 36 | LAB | 4" | 2" |
| W213C* | 4 | 24 | LAB | 5" | 2-1/4" |
| W214C* | 4 | 12 | LAB | 6" | |
| W215C* | 2 | 12 | LAB | 8" | 2-3/4" |
| W86012* | 5 | 20 | LAB | 1, 2, 3" | - |
| W284* QR | 6 | 24 | LAB | 4" | 2-1/4" |
| W286* QR | 6 | 12 | LAB | 6" | 2-7/8" |



DEEP C-CLAMPS

- Heavy cast Iron construction with a powder-coat finish for rust resistance and long life.
- Built with heavy sliding t-handle and extra-large swivel base for easy and quick tightening.

| Item # | IP | MP | PKG | Throat Opening | Throat Depth |
|---------------|----|----|-----|----------------|--------------|
| W3980* | 10 | 40 | TAB | 2-3/4" | 3-1/2" |
| W3981* | 15 | 30 | TAB | 2-3/4" | 5" |
| W3982* | 10 | 20 | TAB | 3" | 8" |



CLAMPS

RATCHETING CLAMPS

- High strength rubber grip nylon handle.
- Quick release trigger allows for fast and easy operation.
- Pivoting soft jaws with V-groove for round applications.

| Item # | IP | MP | PKG | Length | Opening | Throat Depth | Clamping Pressure |
|--------|----|-----|-----|--------|---------|--------------|-------------------|
| W5090* | 12 | 120 | TAB | 5" | 1-1/2" | 1-3/4" | 17 lbs. |
| W5091* | 12 | 120 | TAB | 6-1/4" | 2" | 2-1/4" | 33 lbs. |
| W5092* | 12 | 96 | TAB | 9" | 3" | 3-3/4" | 55 lbs. |



METAL SPRING CLAMPS

- Heavy duty spring for extra gripping power.
- Corrosion resistant nickel plating.
- Non-marring rubber tips.

| Item # | IP | MP | PKG | Length | Opening | Clamping Pressure |
|----------------|----|-----|-----|--------|---------|-------------------|
| W5081* | 18 | 108 | BLK | 1" | 1" | 3.5 lbs. |
| W5082* | 12 | 72 | BLK | 6" | 2" | 4.5 lbs. |
| W5083* | 8 | 32 | BLK | 9" | 3" | 6.5 lbs. |
| W5080* 4-PC | 12 | 48 | CRD | 2" | 1/2" | 2.5 lbs. |



NYLON SPRING CLAMPS


- Heavy duty fiberglass reinforced nylon body.
- Non-marring swivel pads at the ends to adjust to irregular shapes.
- Inner gripping teeth for larger clamping applications.

| Item # | IP | MP | PKG | Length | Throat Depth | Opening | Clamping Pressure |
|--------|----|-----|-----|--------|--------------|---------|-------------------|
| W5088* | 50 | 400 | TAB | 2" | 3/4" | 1/2" | 1.5 lbs. |
| W5087* | 50 | 400 | TAB | 3" | 1" | 1" | 2 lbs. |



PIPE CLAMPS

- The quick release four plate clutch produces up to 1,950 pounds of clamping pressure.
- Cast steel construction provide durability for years of service.



| Item # | IP | MP | PKG | Pipe (NPT) | Throat Depth | Clamping Pressure |
|--------|----|----|-----|------------|--------------|-------------------|
| W3960* | 6 | 24 | CLM | 1/2" | 3/4" | 1,250 lbs. |
| W3961* | 6 | 24 | CLM | 3/4" | 3/4" | 1,950 lbs. |



LOCKING C-CLAMP PLIERS

- Heavy duty construction.
- Quickly adjusts to right size before use.
- Locks to work with squeeze of one hand.
- Unlocks easily by squeezing release lever.

| Item # | IP | MP | PKG | Length | Capacity |
|--------|----|----|-----|--------|----------|
| W5100* | 6 | 48 | SLV | 6" | 2" |
| W5101* | 6 | 48 | SLV | 8" | 2-3/8" |
| W5102* | 6 | 24 | SLV | 11" | 3-1/2" |




BOLT CUTTERS

- Drop forged heat treated alloy steel construction.
- Precision milled and drop forged steel jaws.
- Rubber hand grips for comfort and control.
- Durable protective enamel paint.



BC-8



BC-30

| Item # | IP | MP | PKG | Length | Max Capacity | Replacement | | | | |
|---------------|----|----|-----|--------|---------------|-----------------|----|----|-----|--|
| | | | | | | Head | IP | MP | PKG | |
| BC-8* | 10 | 60 | CRD | 8" | 3/16" (5mm) | - | - | - | - | |
| BC-14* | 1 | 12 | BLK | 14" | 1/4" (6mm) | - | - | - | - | |
| BC-18* | 1 | 20 | BLK | 18" | 5/16" (8mm) | BC-18-1* | 12 | 24 | WBX | |
| BC-24* | 1 | 10 | BLK | 24" | 3/8" (10mm) | BC-24-1* | 12 | 24 | WBX | |
| BC-30* | 1 | 5 | BLK | 30" | 15/32" (12mm) | BC-30-1* | 12 | 24 | WBX | |
| BC-36* | 1 | 5 | BLK | 36" | 9/16" (14mm) | BC-36-1* | 12 | 24 | WBX | |



BC-36-1

BOLT/WIRE/CABLE CUTTERS


- 3-in-1 model features bolt cutter, wire cutter and cable cutter.
- Comfortable molded rubber grips for comfort and control.
- Precision sharpened drop forged chrome vanadium steel.

| Item # | IP | MP | PKG | Length | Max Capacity |
|----------------|----|----|-----|--------|--------------|
| W30747* | 1 | 12 | LAB | 18" | 5/16" (8mm) |
| W30748* | 1 | 12 | LAB | 24" | 3/8" (10mm) |



ALUMINUM PIPE WRENCHES

- Precision milled and drop forged steel jaws.
- Strong and lightweight aluminum handles.



| Item # | IP | MP | PKG | Length | Capacity |
|---------------|----|----|-----|--------|----------|
| W2110* | 6 | 12 | BLK | 10" | 1-1/2" |
| W2114* | 6 | 12 | BLK | 14" | 2-1/2" |
| W2118* | 1 | 6 | BLK | 18" | 3" |
| W2124* | 1 | 6 | BLK | 24" | 3-1/2" |
| W2136* | 1 | 1 | BLK | 36" | 4" |
| W2148* | 1 | 1 | BLK | 48" | 4-1/2" |

CAST IRON PIPE WRENCHES

- Precision milled and drop forged steel jaws.
- Durable protective enamel paint.
- Heavy duty finish.



| Item # | IP | MP | PKG | Length | Capacity |
|--------------------|----|----|-----|-------------------|----------|
| W1133-8B* | 6 | 36 | BLK | 8" | - |
| W1133-10B* | 6 | 24 | BLK | 10" | 1-1/2" |
| W1133-12B* | 6 | 12 | BLK | 12" | 2" |
| W1133-14B* | 6 | 12 | BLK | 14" | 2" |
| W1133-18B* | 6 | 12 | BLK | 18" | 2-1/8" |
| W1133-24B* | 2 | 6 | BLK | 24" | 2-7/8" |
| W1133-36B* | 1 | 1 | BLK | 36" | 3" |
| W1136* 4-PC | 1 | 4 | CBX | 8", 10", 14", 24" | - |

2-IN-1 RATCHETING PIPE CUTTER

- Patented quick release handle mechanism allows cutter to switch quickly from a ratcheting handle to a compact cutter for confined spaces.
- Ratcheting mechanism needs only 15° of movement to operate.



| Item # | IP | MP | PKG | Length | Capacity |
|--------------|----|----|-----|-------------------|----------|
| W705* | 6 | 24 | CRD | 1/4 to 1-1/8" OD. | - |

ADJUSTABLE PIPE WRENCH

- Easy one handed operation.
- Size adjusts quickly to your application.
- Serrated jaw teeth for a secure grip.
- Lighter than standard 14" cast iron pipe wrench.



| Item # | IP | MP | PKG | Length | Capacity |
|---------------|----|----|-----|--------|----------|
| W2149* | 5 | 20 | DBL | 14" | 2-1/4" |

HAND TOOLS

SLEDGE HAMMERS

SLEDGE HAMMERS

- Heavy duty fiberglass handles for strength and durability.
- Anti-shock, rubber cushion grips.
- Black matte finished head.

| Item # | IP | MP | PKG | Weight | Head | | Overall |
|--------|----|----|-----|---------|--------|----------|---------|
| | | | | | Length | Diameter | Length |
| M7101* | 1 | 4 | LAB | 4 lbs. | 5" | 1-1/2" | 14-7/8" |
| M7102* | 2 | 4 | LAB | 6 lbs. | 5-7/8" | 2" | 33-1/2" |
| M7103* | 1 | 4 | LAB | 8 lbs. | 6-1/2" | 2-1/8" | 33-5/8" |
| M7114* | 2 | 4 | LAB | 10 lbs. | 6-5/8" | 2-1/4" | 33-3/4" |
| M7115* | 2 | 4 | LAB | 12 lbs. | 7" | 2-5/8" | 34" |
| M7116* | 1 | 2 | LAB | 16 lbs. | 7-3/4" | 2-3/4" | 34-1/4" |



SPLITTING MAULS

- Heavy duty fiberglass handles for strength and durability.
- Anti-shock, rubber cushion grips.
- Black matte finished head.

| Item # | IP | MP | PKG | Weight | Head | | Overall |
|--------|----|----|-----|--------|--------|--------|---------|
| | | | | | Length | Blade | Length |
| M7113* | 1 | 4 | LAB | 6 lbs. | 8-1/4" | 3-1/2" | 33" |
| M7111* | 1 | 4 | LAB | 8 lbs. | 9" | 4" | 35" |



AXES

- Heavy duty fiberglass handles for strength and durability.
- Anti-shock, rubber cushion grips.



| Item # | IP | MP | PKG | Weight | Head | | Overall |
|--------|----|----|-----|-----------|--------|--------|---------|
| | | | | | Length | Blade | Length |
| M7109* | 1 | 6 | LAB | 3.5 lbs. | 7-5/8" | 4-7/8" | 33-7/8" |
| M7112* | 1 | 6 | LAB | 1.25 lbs. | 5-3/8" | 3" | 14" |

SLEDGE, CROSS PEIN & DRILLING HAMMERS

- Heavy duty fiberglass handles.
- Drop forged high carbon steel construction.
- Black matte finished head.
- Anti-shock cushion grips.



M7105



M7104



M7100

| Item # | IP | MP | PKG | Weight | Head | | Overall |
|---------|----|----|-----|----------------|--------|----------|---------|
| | | | | | Length | Diameter | Length |
| M7100* | 4 | 8 | LAB | 3 lbs. | 4-5/8" | 1-5/8" | 14" |
| M7104* | 1 | 4 | LAB | 3 lbs. | 5" | 1-5/8" | 14" |
| M7105* | 6 | 12 | LAB | 3 lbs. | 4-1/4" | 1-3/4" | 11" |
| M7040B* | 2 | 4 | SLV | 2-PC Combo Set | | | |

BLK: Bulk | CAS: Storage Case | CBX: Color Box | CRD: Carded | CLM: Clamshell | DBL: Double Blister
 LAB: Color Label | RAC: Storage Rack | SHK: Shrink Wrap | SLV: Sleeve | TAB: Hang Tab | WBX: White Box

DEAD BLOW HAMMERS

- Steel shot filled canister maximizes force, reduces rebound, and absorbs the shock of impact.
- The non-sparking, chemical resistant molded urethane covering is bright orange for high visibility and safety.



| Item # | IP | MP | PKG | Weight | Head | | Overall |
|----------------|----|----|-----|--------|--------|----------|---------|
| | | | | | Length | Diameter | Length |
| M7008B* | 6 | 24 | TAB | 8 oz. | 3-1/4" | 1-3/8" | 10-1/2" |
| M7216* | 6 | 12 | TAB | 16 oz. | 3-7/8" | 1-5/8" | 11-5/8" |
| M7224* | 6 | 12 | TAB | 24 oz. | 3-7/8" | 1-5/8" | 12-1/2" |
| M7232* | 6 | 12 | TAB | 32 oz. | 3-7/8" | 1-7/8" | 13" |
| M7248* | 6 | 12 | TAB | 48 oz. | 4-5/8" | 2-1/4" | 13-3/4" |
| M7264* | 6 | 12 | TAB | 64 oz. | 5-1/4" | 2-1/2" | 14-1/8" |



3-PC DEAD BLOW HAMMER SET

- 12 oz. brass plated cap hammer can be used for non-sparking applications.
- 16 oz. hammer's steel face and pein allows for conventional use in striking punches and chisels as well as shaping and straightening unhardened metals.
- 24 oz. urethane coated hammer is used for non-marring/non-sparking applications.

| Item # | IP | MP | PKG | Weight | Head | | Overall |
|---------------|----|----|-----|--------|--------|----------|---------|
| | | | | | Length | Diameter | Length |
| M7234* | 6 | 12 | CLM | 12 oz. | 3-1/4" | 2" | 10-1/2" |
| | | | | 16 oz. | 3" | 1" | 8-1/2" |
| | | | | 24 oz. | 4" | 1-1/4" | 10-1/2" |



RUBBER MALLETS

- Non-marring rubber head.
- Rubber cushion grip*.
- Many uses around home and shop.

| Item # | IP | MP | PKG | Weight | Head | | Overall |
|----------------------------------|----|----|-----|--------|--------|----------|---------|
| | | | | | Length | Diameter | Length |
| W1154* | 6 | 36 | CLM | 8 oz. | 2-7/8" | 1-1/2" | 10-1/4" |
| W1153* | 6 | 36 | CLM | 16 oz. | 3-1/2" | 2-1/4" | 12" |
| Tubular chrome plated handles. | | | | | | | |
| M7132* | 6 | 24 | LAB | 32 oz. | 5" | 2-1/2" | 14" |
| Heavy duty fiberglass handle. | | | | | | | |
| W1146* | 6 | 24 | BLK | 32 oz. | 4-1/4" | 2" | 13" |
| Hardwood handle. *No rubber grip | | | | | | | |
| W1138* | 4 | 16 | LAB | 24 oz. | 4" | 2-1/2" | 13" |
| Hardwood handle. *No rubber grip | | | | | | | |



4-IN-1 QUICK CHANGE HAMMER

- Plastic heads won't mark or spark, preventing surface damage and protecting both product and user.
- Shock absorbing fiberglass handle reduces vibration.
- Non-slip rubber grip for comfort and durability.
- Convex striking surfaces minimize bounce.
- Includes soft, medium, hard plastic heads and a high grade carbon steel head.

| Item # | IP | MP | PKG | Head | | Overall |
|---------------|----|----|-----|--------|----------|---------|
| | | | | Length | Diameter | Length |
| M7215* | 6 | 12 | CRD | 4" | 1-1/2" | 11-3/4" |



HAND TOOLS

HAMMERS & MALLETS

BALL PEIN HAMMERS

- Drop forged high carbon steel head.
- Heavy duty fiberglass handle (W1134-16 Wood handle).
- Rubber cushion grip.



| Item # | IP | MP | PKG | Weight | Head | | Overall Length |
|-----------|----|----|-----|-----------------------|--------|----------|----------------|
| | | | | | Length | Diameter | |
| M7030B* | 6 | 48 | TAB | 12 oz. | 3-1/2" | 1" | 12" |
| M7032B* | 6 | 36 | TAB | 16 oz. | 3-5/8" | 1" | 11-5/8" |
| W1134-16* | 6 | 24 | TAB | 16 oz. | 4" | 1-1/8" | 12-7/8" |
| M7034B* | 6 | 24 | TAB | 24 oz. | 4-1/2" | 1-1/4" | 13-3/8" |
| M7036B* | 6 | 24 | TAB | 32 oz. | 4-7/8" | 1-3/8" | 13-7/8" |
| M7134* | 1 | 4 | CBX | 8, 12, 16, 24, 32 oz. | | | |



M7030B



M7032B



W1134-16



W1137

SOLID BRASS HAMMER

- Brass is used for non-magnetic, non-sparking applications and generally less damaging to harder metal surfaces.
- High visibility fiberglass handle with comfort rubber grip handle.



| Item # | IP | MP | PKG | Weight | Head | | Overall Length |
|--------|----|----|-----|--------|--------|----------|----------------|
| | | | | | Length | Diameter | |
| W1137* | 4 | 24 | LAB | 16 oz. | 3" | 1-1/8" | 11" |



M7020B

CLAW HAMMERS

- Drop forged high carbon steel head.
- Heavy duty fiberglass handle (W1076 & W1075 Wood handle).
- Rubber cushion grip.



| Item # | IP | MP | PKG | Weight | Head | | Overall Length |
|---------|----|----|-----|--------|--------|----------|----------------|
| | | | | | Length | Diameter | |
| M7020B* | 6 | 24 | TAB | 16 oz. | 5-1/4" | 1-1/8" | 12-1/2" |
| W1076* | 6 | 24 | BLK | 16 oz. | 5-1/4" | 1-1/8" | 13" |
| W1075* | 6 | 48 | LAB | 8 oz. | 4-1/4" | 7/8" | 11-3/4" |




W1076



W1075

AUTO BODY HAMMERS

- High carbon drop forged steel head
- Genuine hickory handle



W1012



W1010

W1013

| Item # | | IP | MP | PKG | Head | | Overall Length |
|--------|---------------|----|----|-----|--------|----------|----------------|
| | | | | | Length | Diameter | |
| W1010* | Straight Pein | 6 | 36 | CLM | 5-1/4" | 1-1/2" | 12-3/8" |
| W1012* | Shrinking | 6 | 36 | CLM | 4-1/4" | 1-7/8" | 12-5/8" |
| W1013* | Pick | 6 | 36 | CLM | 5-1/2" | 1-1/2" | 12-1/2" |

BLK: Bulk | CAS: Storage Case | CBX: Color Box | CRD: Carded | CLM: Clamshell | DBL: Double Blister
LAB: Color Label | RAC: Storage Rack | SHK: Shrink Wrap | SLV: Sleeve | TAB: Hang Tab | WBX: White Box

3-PC UTILITY PRY BAR SET

- Three different styles of bars for versatility and multiple applications.
- Use the wider blades for scraping, and cleaning surfaces.
- High-strength heat treated steel construction.
- Tear drop nail slots lets you get at nails from any angle

| Item # | IP | MP | PKG | Size |
|---------------|----|----|-----|------|
| W2037* | 6 | 24 | CRD | 10" |



COMPOSITE MINI PRY BAR SET

- Made of non-marring reinforced nylon composite material for strength and flexibility.
- Use for smaller, more delicate jobs.
- Helps for spreading and smoothing epoxy, adhesive and silicone uniformly.
- Double ended tools with narrow pry pads from 1/8 in. to 1/2 in. ones rounded.

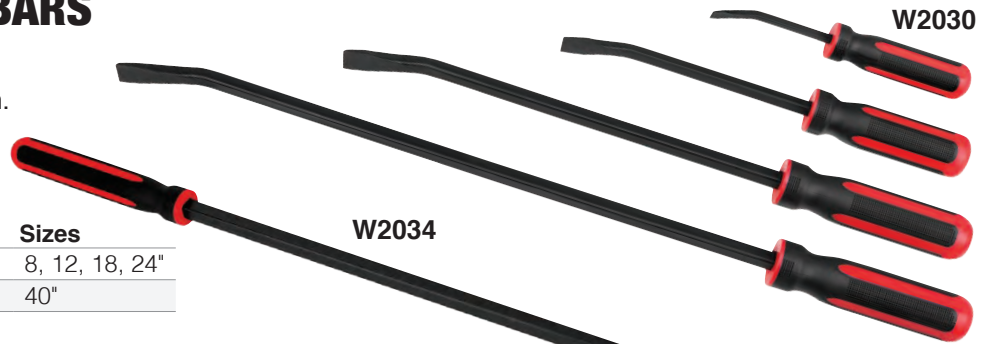
| Item # | IP | MP | PKG | Size |
|---------------|----|-----|-----|--------|
| W2038* | 10 | 100 | CRD | 7-1/4" |



PROFESSIONAL PRY BARS

- Chrome vanadium steel shafts.
- Injection molded handle.
- Black oxide finish resists corrosion.
- Includes handy storage tray.

| Item # | IP | MP | PKG | Sizes |
|---------------|------|----|-----|--------------------|
| W2030* | 4-PC | 1 | 6 | DBL 8, 12, 18, 24" |
| W2034* | | 5 | 10 | DBL 40" |



FLAT UTILITY PRY BAR

- Drop forged steel.
- Tough painted finish.
- Wide, flat design for many pulling, prying and scraping jobs.

| Item # | IP | MP | PKG | Size |
|---------------|----|----|-----|------|
| W2022* | 6 | 36 | LAB | 15" |



INDEXING PRY BAR

- Indexing head locks at 15 different angles.
- Quick release thumb lever.
- Chrome vanadium steel.
- Perfect for prying seals, manifolds, bearings, oil pans and much more.

| Item # | IP | MP | PKG | Size |
|---------------|----|----|-----|------|
| W2032* | 6 | 24 | TAB | 12" |



ALIGNMENT/PRY BAR

- Forged alloy steel.
- Heat-treated to resist bending or breaking.
- Alignment point on one end, bent chisel end on the other.

| Item # | IP | MP | PKG | Overall | Diameter |
|---------------|----|-----|-----|---------|----------|
| W2033* | 1 | 450 | BLK | 30" | 7/8" |



PRY BARS

3-PC PRY BAR SET

- Curved blade design provides extra leverage.
- Capped ends allow user to strike with a hammer without damaging the head.
- Blade protection for added safety.

| Item # | IP | MP | PKG | Size |
|--------|----|----|-----|----------------|
| W3033* | 6 | 24 | TAB | 8, 12, 17-3/4" |



4-PC PRY BAR SET

- Heat treated drop forged steel.
- Black oxide finish to resist corrosion.
- Durable high visibility orange PVC handles.

| Item # | IP | MP | PKG | Size |
|--------|----|----|-----|----------------|
| W2020* | 1 | 6 | DBL | 8, 12, 18, 24" |



5-PC PRY BAR SET

- Heat treated drop forged steel.
- Black oxide finish to resist corrosion.
- Durable PVC handles on mechanic's pry bars.



| Item # | IP | MP | PKG | Pry Bars | Roll Bar |
|--------|----|----|-----|----------------|----------|
| W2025* | 1 | 6 | DBL | 8, 12, 18, 24" | 16" |



4-PC ROLL TYPE PRY BAR SET

- Drop forged steel.
- Tapered shaft design.

| Item # | IP | MP | PKG | Size |
|--------|----|----|-----|----------------|
| W2021* | 1 | 6 | CBX | 6, 12, 16, 20" |



3-PC WOOD CHISEL SET

- Comfortable non-slip molded handles.
- Drop forged heat treated blades.
- Full length shaft.

| Item # | IP | MP | PKG | Sizes |
|--------|----|----|-----|--------------|
| W5372* | 4 | 24 | DBL | 1/2, 3/4, 1" |



HAND TOOLS

- Hardened and tempered high carbon steel construction.
- Vinyl covered shank absorbs shock and reduces vibration.

W751



W752



| | | | Item # | IP | MP | PKG | W750 | W751 | W752 | W753 | W7510 |
|---------------------|-------|--------|---------------|----|----|-----|------|------|------|------|-------|
| COLD CHISEL | 3/8" | 6" | - | - | - | - | X | - | - | - | X |
| | 3/8" | 7" | W5434* | 12 | 72 | CRD | - | - | - | X | - |
| | 1/2" | 6" | - | - | - | - | X | X | - | - | X |
| | 1/2" | 7" | W5432* | 12 | 72 | CRD | - | - | - | - | - |
| | 5/8" | 6" | - | - | - | - | X | - | - | - | X |
| | 5/8" | 7" | - | - | - | - | - | X | - | - | - |
| | 3/4" | 7" | W5436* | 12 | 72 | CRD | - | - | - | - | - |
| | 3/4" | 7-1/2" | - | - | - | - | - | X | - | - | - |
| | 7/8" | 8" | - | - | - | - | - | X | - | - | - |
| PIN PUNCH | 1/16" | 4" | W5414* | 12 | 72 | CRD | - | - | - | - | - |
| | 1/8" | 6" | W5417* | 12 | 72 | CRD | - | - | X | X | - |
| | 5/32" | 6" | - | - | - | - | - | X | X | - | - |
| | 3/16" | 6" | - | - | - | - | X | - | X | - | X |
| | 1/4" | 6" | W5420* | 12 | 72 | CRD | - | X | X | - | - |
| TAPER PUNCH | 1/8" | 6" | - | - | - | - | - | - | - | - | X |
| | 1/8" | 8" | W5427* | 12 | 72 | CRD | X | - | - | - | - |
| | 5/32" | 8" | - | - | - | - | - | - | - | X | - |
| | 3/16" | 6" | - | - | - | - | X | X | - | - | X |
| | 3/16" | 10" | - | - | - | - | - | X | - | - | - |
| | 1/4" | 6" | - | - | - | - | X | - | - | - | |
| CENTER PUNCH | 1/4" | 4-1/2" | W5424* | 12 | 72 | CRD | - | - | - | X | - |
| | 3/8" | 6" | - | - | - | - | X | X | - | - | X |



| Item # | | IP | MP | PKG |
|--|-------|----|----|-----|
| W7510* | 7-PC | 6 | 24 | DBL |
| W750* | 7-PC | 6 | 24 | DBL |
| W751* | 12-PC | 6 | 12 | DBL |
| <i>Plus 3/16 x 6" cape punch, 1/2 x 6" concrete chisel</i> | | | | |
| W752* | 4-PC | 6 | 60 | CRD |
| W753* | 4-PC | 6 | 60 | CRD |

28-PC PUNCH & CHISEL SET

- Contains 16 chrome vanadium (CrV) and 12 high carbon steel (CS) punches, chisels and pins.
- Complete with roll-up vinyl storage pouch.



| Item # | IP | MP | PKG | Cold Chisel | | Pin Punch | | Taper | |
|--------------|----|----|-----|-------------|--------|-----------|---------|---------|--------|
| | | | | CrV | CS | CrV | CS | CrV | |
| W754* | 1 | 6 | CBX | 3/32" | - | - | 4-1/4" | - | 5-1/4" |
| | | | | 1/8" | - | - | 4-3/4" | 6" | 5-3/4" |
| | | | | 5/32" | - | - | 5" | - | 6" |
| | | | | 3/16" | - | - | 5-1/4" | 10-1/8" | 6-1/4" |
| | | | | 1/4" | - | - | 5-1/4" | - | 6-3/4" |
| | | | | 3/8" | 5-1/2" | - | 8", 10" | - | - |
| | | | | 1/2" | 6" | 6-3/4" | - | - | - |
| | | | | 5/8" | 6-1/2" | 7" | - | - | - |
| | | | | 3/4" | - | 8" | - | - | - |
| | | | | 13/16" | - | 8" | - | - | - |
| | | | | 7/8" | - | 10" | - | - | - |
| | | | | 1" | - | 10" | - | - | - |

Also includes chisel punch gauge, 1/8" X 5", 3/16" X 6" (CrV), 1/8" x 5-3/4", 3/16" x 7-7/8" (CS) center punches.



HAND TOOLS


CHISELS, PUNCHES & PINS

AUTOMATIC CENTER PUNCH HD

- This HD automatic punch delivers a strong spring-driven strike when pressed against a surface by pushing down on the end of the handle.
- A precise dimpled starting point will prevent drills and screws from wandering in metal, wood, or plastic for accurate placement every time.
- The oversized handle is very comfortable to use and rubberized handle provides a sure grip for better accuracy.
- Also may be used as an emergency window breaking tool.



Replaceable hardened S2 steel striking pin and nickel-plated finish for a long service life.



| Item # | IP | MP | PKG | Striking Force |
|---------------|----|----|-----|----------------|
| W7550* | 12 | 48 | CRD | 13.5 - 32 lbs. |

28-PC TRANSFER PUNCH SET

- 28 hardened carbon steel 4-7/8" long transfer punches with very sharp tempered steel tips.
- Works well for broken bolts or exact placement of pilot dimple when drilling in most any metal.
- Shaft diameters are 0.0025" undersized to fit snugly into predrilled holes to eliminate the guesswork when transferring dead center.
- Black oxide finish for corrosion resistance, easy handling and long life.



| Item # | IP | MP | PKG | Sizes |
|----------------|----|----|-----|--|
| W35137* | 1 | 12 | CBX | 3/32, 7/64, 1/8, 9/64, 5/32, 11/64, 3/16, 13/64, 7/32, 15/64, 1/4, 17/64, 9/32, 19/64, 5/16, 21/64, 11/32, 23/64, 3/8, 25/64, 13/32, 27/64, 7/16, 29/64, 15/32, 31/64, 1/2, 17/32" |

7-PC PUNCH & CHISEL SET

- Sandblasted high carbon steel for durability.
- Ideal for marking, cutting or shaping metal



| Item # | IP | MP | PKG | Cold Center Chisel | Center Punch | Pin Punch | |
|--------------|----|----|-----|--------------------|--------------|-----------|----|
| W760* | 6 | 24 | CRD | 3/16" | - | 5" | 6" |
| | | | | 1/4" | - | - | 7" |
| | | | | 7/32" | - | 5" | - |
| | | | | 3/8" | 5" | - | - |
| | | | | 1/2" | 5-3/4" | - | - |
| | | | | 3/4" | 7" | - | - |

BLK: Bulk | **CAS:** Storage Case | **CBX:** Color Box | **CRD:** Carded | **CLM:** Clamshell | **DBL:** Double Blister
LAB: Color Label | **RAC:** Storage Rack | **SHK:** Shrink Wrap | **SLV:** Sleeve | **TAB:** Hang Tab | **WBX:** White Box

16-PC PUNCH & CHISEL SETS

- All pieces are made from the strongest 6150 chrome vanadium steel to keep edges honed, and are heat treated and tempered for longer life.
- Designed for professional auto mechanics and heavy duty applications.
- Also includes 1 chisel punch gauge.

| Item # | IP | MP | PKG | Cold Center Pin | | | Taper |
|--------|----|----|-----|-----------------|--------|--------|--------|
| | | | | Chisel | Punch | Punch | |
| W7540* | 5 | 10 | CLM | 3/32" | - | 4-1/4" | 5-1/4" |
| | | | | 1/8" | - | 5" | 5-3/4" |
| | | | | 5/32" | - | 5" | 6" |
| W7541* | 5 | 10 | CLM | 3/16" | - | 6" | 5-1/4" |
| | | | | 1/4" | - | 5-3/4" | 6-3/4" |
| | | | | 3/8" | 5-1/2" | - | - |
| | | | | 1/2" | 6" | - | - |
| | | | | 5/8" | 6-1/2" | - | - |



9-PC ROLL PIN PUNCH SET

- Drop forged, heat treated & knurled steel for maximum durability, grip, workability.
- Reverse taper tip for easy alignment and end of pin punch won't stick in pin hole.
- Comes with fitted nylon roll-up storage/carry pouch.



| Item # | IP | MP | PKG | Sizes |
|--------|----|----|-----|---|
| W7559* | 6 | 36 | DBL | 1/16 x 2-3/4", 5/64 x 3-1/4", 3/32 x 3-1/2", 1/8 x 4-7/8", 5/32 x 4-1/2", 3/16 x 4-3/4", 7/32 x 5", 1/4 x 5-3/8", 5/16 x 6-1/4" |

5-PC 8 IN. LONG PIN PUNCH SETS

- 8" Long to reach deeply set pins in obstructed areas.
- Carbon steel construction with hardened tips for long life.
- Knurled steel handles for sure grip in every application.

W759



| Item # | IP | MP | PKG | Sizes |
|-------------|----|----|-----|----------------------------|
| W758* Steel | 5 | 30 | CRD | 1/8, 3/16, 1/4, 5/16, 3/8" |
| W759* Brass | 5 | 30 | CRD | |

3-PC NAIL PUNCH SET

- Drop forged, heat treated steel with knurled body.
- Large, square striking surface and precision point.



| Item # | IP | MP | PKG | Sizes |
|--------|----|----|-----|-------------------|
| W757* | 12 | 72 | CRD | 1/32, 1/16, 3/32" |

LETTER/NUMBER STEEL STAMP SETS

- Stamp a number or letter combination onto most items for identification.
- 26 letters A-Z and the "&" sign.
- 9 numbers 0-8 (uses the 6 upside down for 9).
- Handy storage box.

| Item # | IP | MP | PKG | Shank Size |
|--------|----|----|-----|------------|
| W5421* | 6 | 36 | CBX | 1/8" |
| W5422* | 6 | 12 | CBX | 1/4" |



HAND TOOLS

WIRE STRIPPERS & CRIMPERS

151-PC RATCHETING CRIMPER SET

- Crimps wires and cables with a professional and secure connection.
- Designed for 10 to 22 gauge wire.
- Includes 150 piece assortment of 10-22 gauge connectors.



| Item # | IP | MP | PKG | Crimps AWG | | |
|--------|----|----|-----|------------|-------|-------|
| W185* | 1 | 20 | CAS | 10-12 | 16-14 | 18-22 |

OPEN BARREL CRIMPING TOOL

- For use with open barrel terminals, weatherpack, and Deutsch crimps.



| Item # | IP | MP | PKG | Crimps AWG |
|---------|----|----|-----|------------|
| W86502* | 12 | 24 | CRD | 24-14 |

2-IN-1 WIRE STRIPPER/CRIMPER

- Two tools in one - One end features a professional grade stripper, flip the handles around and you have a full range crimper.
- Three position safety lock: open to switch, lock to hold on position, closed to prevent operation.
- Comfortable non-slip grips.



| Item # | IP | MP | PKG | Crimps AWG | Strips AWG |
|--------|----|----|-----|---------------------------------|---------------------------|
| W202* | 6 | 36 | CRD | 310/311/410/411 22-18, 16-10 | 10, 12, 14, 16, 18, 20 |

AUTOMATIC WIRE STRIPPERS

- Cuts and removes insulation from wire with a single squeeze of the handle.
- Heavy duty construction with vinyl hand grips



| Item # | IP | MP | PKG | Strips AWG |
|--------|----|----|-----|-------------------|
| W200* | 12 | 24 | CRD | 18, 14, 12, 10, 8 |



HAND TOOLS

WIRE STRIPPERS

- Wire cutter with precision machined cutting edges.
- Long nose pliers nose for gripping, bending, shaping and pulling wire.
- Ergonomic non-slip molded grips for improved comfort and control.



W86505



W86503

In-handle crimper for insulated and non-insulated terminals and coaxial cable.



W86504

Includes cutter for copper wire.

| Item # | IP | MP | PKG | Crimps AWG | Strips AWG | | Bolt Cutter | |
|---------|------------------|----|-----|------------|--------------|-------|-------------|---------------|
| | | | | | Stranded | Solid | | |
| W86503* | 8" Straight | 12 | 72 | CRD | 16-10, 22-18 | 12-24 | 10-22 | 4-40 to 10-24 |
| W86504* | 6" Spring Loaded | 12 | 72 | CRD | - | 10-20 | 10-20 | - |
| W86505* | 8" Angled | 10 | 60 | CRD | 10-22 | 12-20 | 10-18 | 6-32 & 8-32 |

13-IN-1 ELECTRICIAN MULTI-TOOL

- All-in-one tool for basic electrical and other general purpose projects.
- Durable stainless steel handles.
- Spring loaded jaws with swivel lock.




13-in-1 wire strippers, long nose pliers, wire cutter, 3.0 & 4.5mm slotted & Phillips screwdrivers, coarse & fine files, serrated blade, can & bottle openers, knife & awl.

| Item # | IP | MP | PKG | Strips AWG | |
|---------|----|----|-----|------------|-------|
| | | | | Stranded | Solid |
| W86506* | 12 | 48 | CRD | 12-20 | 10-18 |

WIRE CRIMPING TOOLS

- Wire cutter, terminal crimper & wire stripper in one handy tool.
- Black anodized finish with insulated grips.



W86500



W190C

| Item # | IP | MP | PKG | Crimps AWG | Strips AWG | Bolt Cutter |
|---------|----|----|-----|-------------------------------------|------------|-------------|
| | | | | | | |
| W86500* | 6 | 48 | CRD | 10-22 AWG, 7 to 8.5mm ignition wire | - | - |

WIRE INSERTION TOOL

- Stainless steel tube and hollow handle aids in installing wires for radios, alarms and electronic equipment.
- Feed wires safely through the firewall grommet, allowing them to be accessed from the opposite side.



| Item # | IP | MP | PKG |
|--------|----|----|-----|
| W2935* | 6 | 48 | CRD |

HAND TOOLS

INSPECTION MIRRORS

TELESCOPING MIRRORS

- Multi swivel feature for confined areas.
- Telescopes to a lengths up to 28" for hard to reach areas.
- Includes a convenient pocket clip.
- Chrome plated corrosion resistant shaft.



| Item # | IP | MP | PKG | Mirror Diameter | Telescoping | |
|--------|----|-----|--------|-----------------|-------------|---------|
| | | | | | Min | Max |
| W1258* | 6 | 144 | CRD | 1-7/8" x 1" | 7-1/2" | 28" |
| W1259* | 6 | 144 | CRD | 2-1/8" | 5-1/4" | 22" |
| W3230* | 12 | 144 | Pg 320 | 1-1/8" | 6-1/2" | 18-1/2" |
| W3304* | 20 | 160 | Pg 321 | 1-1/8" | 6-1/2" | 20" |
| W9103* | 12 | 72 | Pg 312 | 1-1/8" | 6-1/2" | 18-1/2" |
| 20128* | 12 | 72 | Pg 323 | 1-1/8" | 6-1/2" | 18-1/2" |

JUMBO INSPECTION MIRRORS

- Comfortable injection molded grip.
- Double ball joint swivel.
- Indispensable for visual access in confined areas.



| Item # | IP | MP | PKG | Mirror Diameter | Telescoping | |
|--------|----|----|--------|-----------------|-------------|-----|
| | | | | | Min | Max |
| W9124* | 8 | 48 | Pg 313 | 2" | 9-3/4" | 36" |
| W9141* | 4 | 24 | Pg 313 | 3-1/2" | 11-3/8" | 30" |

TELESCOPING MIRROR WITH VINYL GRIPS

- Multi direction swivel for visual access to confined areas.
- Chrome plated corrosion resistant shaft.



| Item # | IP | MP | PKG | Mirror Size | Telescoping | |
|---------|----|-----|-----|-------------|-------------|---------|
| | | | | | Min | Max |
| W1262C* | 12 | 120 | CRD | 2" | 11-1/2" | 18" |
| W86011* | 12 | 96 | CRD | 2" x 3-1/2" | 12-3/4" | 19-1/4" |

2-IN-1 INSPECTION TOOLS

- Chrome plated corrosion resistant shaft.
- Magnetic tip retrieves up to 3 lbs.
- Handy pocket clip.



| Item # | IP | MP | PKG | Mirror Diameter | Telescoping | | Lift Capacity |
|--------|----|----|--------|-----------------|-------------|-----|---------------|
| | | | | | Min | Max | |
| W9109* | 12 | 72 | Pg 313 | 1-1/8" | 6-1/2" | 15" | 3 lbs. |
| 20170* | 8 | 48 | Pg 324 | | | | |

LED INSPECTION MIRROR PICKUP TOOL

- 2 lighted tools in 1 - inspection mirror and pickup tool.
- Mirrors snaps on/off for access into confined areas.
- Moveable LED provides light where needed.
- Batteries included.



| Item # | IP | MP | PKG | Mirror Size | Telescoping | | Battery | |
|--------|----|----|--------|----------------|-------------|-----|---------|--------|
| | | | | | Min | Max | Qty. | Type |
| W9145* | 12 | 48 | Pg 316 | 2-5/8 x 1-5/8" | 10-3/8" | 34" | 2 | CR2032 |

HAND TOOLS

TELESCOPIC MAGNETIC PICKUP TOOLS

- Telescoping handle extends magnet up to 25".
- Compact size with pocket clip.
- Easily retrieves small parts from confined or hard to reach areas.

| Item # | IP | MP | PKG | Lift Capacity | Telescoping | |
|---------------|----|-----|--------|---------------|-------------|---------|
| | | | | | Min | Max |
| W1261* | 6 | 144 | CRD | 3 lbs. | 4-5/8" | 18-1/2" |
| W1904* | 30 | 180 | BLK | 3 lbs. | 5" | 25" |
| W3234* | 12 | 144 | Pg 320 | 3 lbs. | 4-3/4" | 18-1/2" |
| W3301* | 20 | 160 | Pg 321 | 3 lbs. | 4-3/4" | 18-1/2" |
| W1908* | 25 | 300 | Pg 316 | 3 lbs. | 5" | 25" |
| W9100* | 15 | 90 | Pg 312 | 3 lbs. | 5" | 25" |
| 20126* | 12 | 72 | Pg 323 | 3 lbs. | 4-3/4" | 18-1/2" |



TELESCOPIC MAGNETIC PICKUP TOOLS

- Heavy duty magnetic tip.
- Handy pocket clip.

| Item # | IP | MP | PKG | Lift Capacity | Telescoping | |
|----------------|----|-----|-----|---------------|-------------|---------|
| | | | | | Min | Max |
| W1254* | 12 | 48 | CRD | 3.5 lbs. | 5" | 24-3/4" |
| W86010* | 12 | 144 | CRD | 3.5 lbs. | 5" | 25-1/2" |

W1254



W86010




TELESCOPIC MAGNETIC PICKUP TOOL

- Telescoping handle extends magnet to 24".
- Ball joint allows head to swivel 90 degrees.
- Easily retrieves small parts from confined or hard to reach areas.

| Item # | IP | MP | PKG | Lift Capacity | Telescoping | |
|----------------|----|-----|-----|---------------|-------------|-----|
| | | | | | Min | Max |
| W1200C* | 12 | 144 | CRD | 8 lbs. | 14" | 24" |

W1200C



W9115



HEAVY DUTY TELESCOPIC MAGNETIC PICKUP TOOLS

- Heavy duty magnetic tip retrieves up to 16 lbs.
- Cushion grip handle.
- Handy pocket clip.

| Item # | IP | MP | PKG | Lift Capacity | Telescoping | |
|---------------|----|----|--------|---------------|-------------|-----|
| | | | | | Min | Max |
| W9101* | 12 | 72 | Pg 312 | 8 lbs. | 6-1/2" | 24" |
| 20129* | 12 | 72 | Pg 323 | | | |
| W9115* | 12 | 72 | Pg 313 | 16 lbs. | 7" | 30" |

W9101/
20129



BACK SCRATCHER PICKUP TOOLS

- Pickup tool and back scratcher in one
- Claw hand features integrated bottle opener. (except W9204)

| Item # | IP | MP | PKG | Lift Capacity | Telescoping | |
|---------------|----|----|--------|---------------|-------------|---------|
| | | | | | Min | Max |
| W9144* | 9 | 54 | Pg 314 | 2 lbs. | 8-1/2" | 20" |
| 20193* | 6 | 36 | Pg 307 | | | |
| W9204* | 9 | 54 | Pg 315 | 2 lbs. | 8-1/2" | 27-1/2" |
| 20227* | 6 | 72 | Pg 319 | 2 lbs. | 8-1/2" | 27-1/2" |

W9144
Straight
claw hand.



W9204
Angled claw hand.



HAND TOOLS

LIGHTED PICKUP TOOLS

LIGHTED MAGNETIC PICKUP TOOLS

- Bright LED light helps you retrieve lost tools and parts.
- Easily retrieves objects from confined areas.
- Cushion grip handle.
- Batteries included

| Item # | IP | MP | PKG | Lift Capacity | Telescoping Min | Telescoping Max | Battery Qty. | Battery Type |
|--------|----|----|--------|---------------|-----------------|-----------------|--------------|--------------|
| W1933* | 6 | 48 | DBL | | | | | |
| W9102* | 12 | 72 | Pg 312 | 8 lbs. | 6-1/2" | 27-1/2" | 3 | AG13 |
| 20150* | 8 | 48 | Pg 324 | | | | | |



W1935

3-PC LIGHTED PICKUP TOOL KIT

- Includes lighted magnetic pickup tool, large and small attachable mirrors.

| Item # | IP | MP | PKG | Mirror | Telescoping | | Batteries | Type |
|--------|----|----|-----|------------------|-------------|-----|-----------|------|
| | | | | Diameter | Min | Max | | |
| W1935* | 8 | 48 | CRD | 1-1/4" 2-1/8" | 6-1/2" | 33" | | |



W1934

2-PC LIGHTED TOOL SET

- Includes lighted magnetic pickup tool and 2" round telescoping mirror.

| Item # | IP | MP | PKG | Mirror | Telescoping | | Batteries | Type |
|--------|----|----|-----|----------|-------------|-----|-----------|------|
| | | | | Diameter | Min | Max | | |
| W1934* | 6 | 48 | DBL | 2" | 6-1/2" | 19" | | |



W1932

3-PC LIGHTED TOOL SET

- Includes lighted magnetic pickup tool, 2" round telescoping mirror and magnetic parts tray.

| Item # | IP | MP | PKG | Tray Diameter | Batteries | Type |
|--------|----|----|-----|---------------|-----------|------|
| W1932* | 6 | 36 | DBL | 4-1/4" | | |

LIGHTED MAGNETIC PICKUP TOOLS

- Bright LED light helps you find lost tools and parts.
- Easily retrieves objects from confined areas.
- Comfortable injection molded grip.
- Double ball joint swivel.
- Batteries included.

| Item # | | IP | MP | PKG | Lift Capacity | Telescoping | | Battery | |
|---------|-------------|----|----|-----|---------------|-------------|---------|---------|------|
| | | | | | | Min | Max | Qty. | Type |
| W1927* | Telescoping | 12 | 72 | CRD | 8 lbs. | 9-1/8" | 28-1/2" | 3 | AG13 |
| W25934* | Flexible | 6 | 36 | CRD | 8 lbs. | - | 23-1/2" | 3 | AG13 |



W1927




W25934

HAND TOOLS

LIGHTED FLEXIBLE MAGNETIC CLAW RETRIEVER

- Lighted retractable 4 claw pickup and magnetic tool.
- Durable anodized aluminum head and handle.

| Item # | IP | MP | PKG | Length | Lift Capacity | Battery | |
|---------|----|----|-----|--------|---------------|---------|------|
| | | | | | | Qty | Type |
| W83196* | 6 | 72 | CRD | 24" | 2 lbs. | 3 | AG13 |



LIGHTED MAGNETIC PICKUP TOOL

- Multi-function flashlight features telescoping magnetic head for lighting up hard to reach areas.
- Six bright white LEDs never need replacing.

| Item # | IP | MP | PKG | Length | Lift Capacity | Battery | |
|--------|----|----|-----|--------|---------------|---------|------|
| | | | | | | Qty | Type |
| W1930* | 8 | 48 | CRD | 27" | 1.5 lbs. | 4 | LR44 |



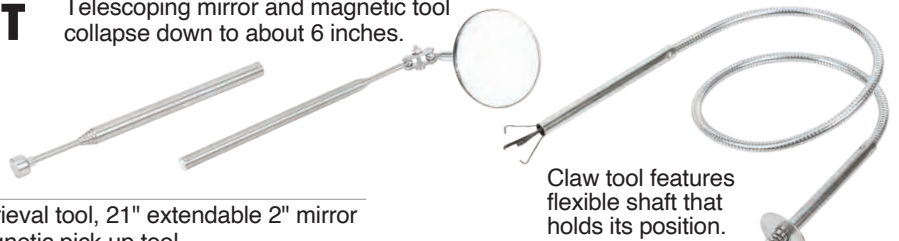
Impact resistant aluminum construction with stainless steel extension.

3-PC RETRIEVAL TOOL KIT

- Three must-have tools for every shop, garage or repair facility.

Telescoping mirror and magnetic tool collapse down to about 6 inches.

| Item # | IP | MP | PKG | Contents |
|---------------|----|----|-----|--|
| W1936* | 12 | 48 | CRD | 24" claw retrieval tool, 21" extendable 2" mirror and 24" magnetic pick up tool. |




Claw tool features flexible shaft that holds its position.

FLEXIBLE MAGNETIC CLAW RETRIEVERS

- Retractable 4 claw pickup and magnetic tool all in one.
- Durable anodized aluminum head and handle.


| Item # | Color | IP | MP | PKG | Length |
|----------------|--------------|----|----|-----|--------|
| W83198* | Blue/Gold | 6 | 24 | TAB | 28" |
| W83194* | Red/Silver | 6 | 24 | CRD | 40" |
| W83195* | Green/Silver | 6 | 24 | CRD | 40" |



FLEXIBLE CLAW RETRIEVER

- Flexible shaft reaches confined areas.
- Powerful 4 claw design.

| Item # | IP | MP | PKG | Length |
|----------------|----|-----|-----|--------|
| W1184C* | 12 | 144 | CRD | 24" |



FLEXIBLE MAGNETIC PICKUP TOOL

- Flexible shaft reaches confined areas.
- Strong durable magnets and powerful claws for easy retrieval.

| Item # | IP | MP | PKG | Length | Capacity |
|----------------|----|-----|-----|--------|----------|
| W1182C* | 12 | 144 | CRD | 24" | 2 lbs. |



FLEXIBLE MAGNETIC PICKUP TOOL

- For retrieving lost parts, tools, nuts, and bolts.


| Item # | IP | MP | PKG | Length | Capacity |
|----------------|----|----|-----|--------|----------|
| W83197* | 12 | 48 | CRD | 24" | 4 lbs. |



FLEXIBLE MAGNETIC PICKUP TOOL

- Flexible shaft can be formed into a particular shape and hold it in position.
- Super flexible with has a narrow 4mm head
- Soft grip handle provides comfort and control over the movement of the pick-up magnet.


| Item # | IP | MP | PKG | Length | Capacity |
|----------------|----|-----|-----|---------|----------|
| W83192* | 25 | 100 | CRD | 11-3/4" | |



FLEXIBLE MAGNETIC PICKUP TOOL

- Rigid flexible pickup tool bends to any position and stays there.
- Great for small parts in blind spots and other hard to reach places.
- Brass neck with aluminum handle.

| Item # | IP | MP | PKG | Length | Capacity |
|---------------|----|----|--------|--------|----------|
| W9117* | 12 | 72 | Pg 313 | 24" | 1.5 lbs. |



EXTENDABLE MAGNETIC PICKUP

- Comfortable rubber handle.
- 3" magnetic head.

| Item # | IP | MP | PKG | Length | Capacity |
|---------------|----|----|-----|-----------|----------|
| W2070* | 6 | 24 | LAB | 24 to 38" | 50 lbs. |



HAND TOOLS

MAGNIFYING GLASSES

RETRIEVING MAGNETS

- Use as retriever or to move metal items
- Note: Rating based on on direct contact with 1/4" thick, flat, and smooth ferrous steel plate while pulling magnet perpendicular to plate. Metal with lower iron content will have less pull

W12508

Red enamel coating over grade 8 ferrite magnets.



Powerful magnet encased in red plastic case with rubber side bumpers. Eye bolt can be mounted either in horizontally or vertically orientation

W12512

W12513

Magnet assembly made of steel with all-welded construction.



| Item # | IP | MP | PKG | Lift Capacity |
|---------|--------------|----|--------|---------------|
| W12508* | W/Handle | 12 | 24 CLM | 25 lbs. |
| W12512* | Heavy Duty | 6 | 24 CLM | 40 lbs. |
| W12513* | Extreme Duty | 4 | 12 CLM | 150 lbs. |

4X MAGNIFYING GLASS

- 4x Power non-distorting optical grade glass lens.
- Comfortable rubber grip handle.
- Over molded frame for extra protection.

| Item # | IP | MP | PKG | Lens | Length | Color(s) |
|---------|----|----|--------|--------|--------|--------------------------|
| W15029* | 8 | 48 | Pg 317 | 2-7/8" | 7-1/4" | Red, Blue, Green, Orange |
| W15038* | 12 | 72 | CRD | 2-7/8" | 7-1/4" | Red |
| 20169* | 4 | 24 | Pg 324 | 2-7/8" | 7-1/4" | Red, Blue |



3X JUMBO MAGNIFYING GLASS

- 3X Power non-distorting optical grade glass lens.
- Comfortable rubber grip handle.
- Over molded frame for extra protection.

| Item # | IP | MP | PKG | Lens | Length | Color(s) |
|---------|----|----|--------|--------|--------|----------|
| W15032* | 5 | 40 | Pg 317 | 4-1/2" | 10" | Red |
| W15037* | 5 | 40 | BLK | 4-1/2" | 10" | Red |



4X LIGHTED MAGNIFYING GLASS

- Wide angle LED lights up work area.
- 4X Power non-distorting optical grade glass lens.
- Comfortable rubber grip handle.
- Over molded frame for extra protection.
- Batteries included.

| Item # | IP | MP | PKG | Lens | Length | Battery | | |
|---------|----|----|--------|--------|--------|---------|------|--------------------------|
| | | | | | | Qty. | Type | Color(s) |
| W15028* | 6 | 48 | CRD | 2-7/8" | 7-1/4" | 3 | AG13 | Yellow |
| W15036* | 8 | 48 | Pg 317 | 2-7/8" | 7-1/4" | 3 | AG13 | Red, Blue, Green, Orange |

5X-7X LIGHTED MAGNIFYING LENS

- Adjusts from 5x-7x magnification by simply rotating the outer ring.
- Features 3 LEDs for better illumination.
- Optical grade glass and impact resistant housing.
- Dual mode operation: on/off, and touch mode - touch the outer ring to activate the LEDs.
- Batteries included.

| Item # | IP | MP | PKG | Lens | Diameter | Battery | |
|---------|----|----|-----|--------|----------|---------|--------|
| | | | | | | Qty. | Type |
| W15035* | 12 | 48 | CRD | 2-5/8" | 3-1/2" | 2 | CR2016 |



HAND TOOLS

9-PC HOOK & PICK SET

- Drop forged, heat-treated chrome vanadium steel shafts.
- Comfortable non-slip molded grips.
- Includes 1" scraper.



| Item # | IP | MP | PKG | Length | Contents |
|--------------|----|----|-----|--------|--|
| W948* | 1 | 6 | CRD | 10" | Straight, full hook, 45, 90, hook, scraper |
| | | | | 6-1/2" | Straight, full hook, 45, 90, hook |

HOOK & PICK SETS

- Includes straight, angled and combination picks.
- Durable double injection molded handles.
- Handy storage tray included.



| Item # | IP | MP | PKG | Length | Contents |
|--------------|----|----|-----|--------|--|
| W942* | 6 | 48 | CRD | 9-3/8" | Straight, 90°, hook, double angle, complex, combination pick |
| W947* | 6 | 24 | CRD | | Scraper, straight, 90°, hook, 45°, |

8-PC SPECIALTY PICK/DRIVER SET

- Chrome vanadium steel shafts with magnetic tips.
- High visibility PVC handles.

| Item # | IP | MP | PKG | Length | Picks | Drivers |
|--------------|----|----|-----|--------|--------------------------|--------------------|
| W941* | 6 | 24 | CRD | 5-1/4" | Straight, 45°, 90°, hook | #0, 1/8", T15, T20 |



2-PC SPECIALTY PICK SET

- O-ring and seal pick for removing and installing o-rings and seals.
- Hardened tips.
- Knurled center grips.


| Item # | IP | MP | PKG | Length | Contents |
|----------------|----|-----|-----|--------|-----------------------------------|
| W80750* | 24 | 144 | CRD | 9" | Straight, 90°, hook, double angle |



4-PC DOUBLE ENDED HOOK & PICK

- Use for precision assembly, hobby, pulling O-rings, cotter pins, springs, washers, etc.
- These instruments are ideal for jewelers, mechanics, fishermen, gun repairs and many more.
- Knurled handles for a sure grip and a handy vinyl storage pouch.

| Item # | IP | MP | PKG | Length | Contents |
|----------------|----|----|-----|--------|---------------------------------------|
| W80749* | 24 | 96 | CRD | | Straight, 90°, full hook, small angle |



12-PC PRECISION PICK/DRIVER SET

- Heat-treated chrome vanadium steel shafts.
- Comfortable non-slip molded grips.
- Storage/organizing tray.
- US Patent Number D693201.

| Item # | IP | MP | PKG | Length | Picks | Drivers |
|--------------|----|----|-----|--------|-------------------------------|---------------------------------------|
| W945* | 6 | 36 | CRD | 6" | Straight, 45°, 90°, full hook | T6, T7, T8, T9, PH0, PH00, 2.5mm, 3mm |



COMPOSITE MINI PICK & HOOK

- Made of non-marring reinforced nylon composite material for strength and flexibility.
- Remove or replacing O-rings, seals/gaskets, clips, and cleaning tight gaps in interior components.
- Composite construction is lightweight, non-conductive, non-corroding and solvent resistant

| Item # | IP | MP | PKG | Length | Contents |
|---------------|----|-----|-----|--------|--|
| W2039* | 10 | 100 | CRD | 6-5/8" | Double-ended with hooks, angles, straight tips |



MEASURING & LEVELING

TAPE MEASURES

- Convenient and quick fractional readout every 1/8".
- Durable casing stands up to rough treatment.



W5025BP readout (other may vary)

| Item # | IP | MP | PKG | Length | Width | |
|----------|----|----|-----|------------|------------|----------|
| W5006* | 12 | 48 | DBL | 6' | 1/4" | Key ring |
| W5020* | 6 | 36 | CRD | 12' | 5/8" | - |
| W5022* | 6 | 36 | CRD | 16' | 3/4" | - |
| W5024* | 6 | 36 | CRD | 25' | 1" | - |
| W5035* | 4 | 16 | CRD | 35' | 1" | Magnetic |
| W5025BP* | 6 | 12 | CRD | 12' 25' | 5/8" 1" | - |

TAPE MEASURE SAE/METRIC

- Convenient and quick fractional readout every 1/8".
- Both SAE and Metric markings on tape measure blade.
- Durable casing stands up to rough treatment.



| Item # | IP | MP | PKG | Length | Width |
|----------|----|----|-----|------------|------------|
| W5124* | 6 | 36 | DBL | 25' | 1" |
| W5124BP* | 6 | 12 | DBL | 12' 25' | 5/8" 1" |

CLEAR TAPE MEASURE

- Clear polycarbonate housing.
- Double sided hook for easy measuring.
- Convenient belt hook and wrist strap.




Printing on both sides of tape, with both horizontal and vertical incremental measurements.

| Item # | IP | MP | PKG | Length | Width |
|--------|----|----|-----|--------|-------|
| W5040* | 6 | 48 | BLK | 25' | 1" |
| W5041* | 8 | 48 | TAB | | |

BLK: Bulk | CAS: Storage Case | CBX: Color Box | CRD: Carded | CLM: Clamshell | DBL: Double Blister
LAB: Color Label | RAC: Storage Rack | SHK: Shrink Wrap | SLV: Sleeve | TAB: Hang Tab | WBX: White Box

FOLDING LEVEL


- This versatile hinged level measures precisely and quickly, even around corners, pipes, or on stairs.
- Also can be used as a reliable straight edge around corners and obstructions.



| Item # | IP | MP | PKG | Bubbles | | | W | D | H | |
|--------|----|----|-----|---------|-----|-----|--------|---------|----------|--------|
| | | | | 0° | 45° | 90° | | | | |
| W5703* | 16 | 64 | SLV | 2 | 1 | 1 | Open | 23-1/2" | 2" | 3/4" |
| | | | | | | | Folded | 4-3/4" | 3-19/32" | 3-3/4" |

LASER PRO 4-IN-1 MEASURE TOOL


- 4-in-1 multifunction measuring tool that does it all - measures, levels and projects a laser line with 3 different patterns and is ideal where a straight line or accurate measurements are needed.
- Measuring: Built-in 8ft. (225cm) tape measure has both SAE / Metric measurements and the base of the tool has a 6" (15cm) straight line ruler.
- Leveling: horizontal, vertical, and 45 degree high-visibility bubble vials assure that your project is always level the first time.
- Laser line with 3 functions: Projects a red vertical, horizontal and cross laser light beam that is ideal where a straight line or accurate measurements are needed.



| Item # | IP | MP | PKG |
|--------|----|-----|-----|
| W5706* | 1 | 100 | CLM |

ALUMINUM RAFTER SQUARE

- Aluminum alloy body with protective powder coat finish.
- Permanent cast graduations on both sides.
- Works as saw guide for 45 and 90° angles.



| Item # | IP | MP | PKG | Size |
|--------|----|----|-----|------|
| W5052* | 6 | 36 | CRD | 7" |

STRAIGHT EDGE

- SAE and Metric markings.
- 36" long x 1" wide.



| Item # | IP | MP | PKG |
|--------|----|-----|-----|
| W5702* | 50 | 200 | LAB |

3-PC CHALK LINE SET

- 100' chalk reel with durable zinc alloy housing.
- Reel can be used as a plumb bob for vertical marking.
- Line level for horizontal marking.
- 4 oz. red chalk.

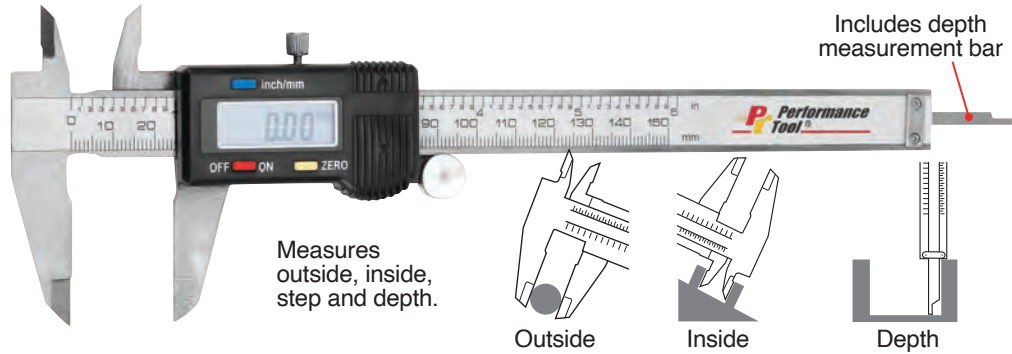


| Item # | IP | MP | PKG | Line Length |
|--------|----|----|-----|-------------|
| W5512* | 6 | 24 | CRD | 100' |

PRECISION MEASURING

DIGITAL CALIPER

- SAE to metric conversion with a push of a button.
- Zero setting at any position within measuring range.
- Thumb wheel with lock.
- Stainless steel construction.
- Battery and storage case included.



| Item # | IP | MP | PKG | Max Range | | Resolution | | Accuracy ± | | Throat Depth | | Overall Length | Battery | |
|----------------|----|----|-----|-----------|-----|------------|------|------------|------|--------------|--------|----------------|---------|------|
| | | | | inch | mm | inch | mm | inch | mm | O.D. | I.D. | | Qty. | Type |
| W80152* | 12 | 48 | CRD | 6 | 150 | 0.0005 | 0.01 | 0.001 | 0.03 | 1-9/16" | 13/16" | 9-3/8" | 1 | LR44 |

COMPOSITE DIGITAL CALIPERS

- Lightweight and durable carbon fiber construction.
- Measures outside and inside dimensions.
- Large easy to read LCD display.
- Zero setting at any position within measuring range.



Great tool for gathering accurate measurements on just about anything from projects around the home or office, to automotive repairs, carpentry or laboratory applications.

| Item # | IP | MP | PKG | Max Range | | Resolution | | Accuracy ± | | Throat Depth | | Overall Length | Battery | |
|----------------|----|-----|-----|-----------|-----|------------|-----|------------|-----|--------------|--------|----------------|---------|------|
| | | | | inch | mm | inch | mm | inch | mm | O.D. | I.D. | | Qty. | Type |
| W80157* | 12 | 72 | CRD | 4 | 100 | 0.01 | 0.1 | 0.01 | 0.2 | 1-1/8" | 11/16" | 7" | 1 | LR44 |
| W80155* | 25 | 100 | CRD | 6 | 150 | 0.01 | 0.1 | 0.01 | 0.2 | 1-9/16" | 13/16" | 9-1/2" | 1 | SR44 |
| W80160* | 12 | 48 | CRD | 8 | 200 | 0.01 | 0.1 | 0.01 | 0.2 | 2-29/32" | 13/16" | 11-1/8" | 1 | LR44 |

HAND TOOLS

DIAL CALIPER


- Measures outside, inside, step and depth.
- Stainless steel construction.



| Item # | IP | MP | PKG | Max Range | | Graduations | | Revolutions | | Throat Depth | | Overall Length |
|----------------|----|----|-----|-----------|-----|-------------|------|-------------|-----|--------------|--------|----------------|
| | | | | inch | mm | inch | mm | inch | mm | O.D. | I.D. | |
| W80151* | 12 | 48 | CRD | 6 | 150 | 0.001 | 0.02 | 0.01 | 0.2 | 1-9/16" | 13/16" | 9-1/4" |

PLASTIC CALIPER

- 4 way measurements for outside, inside, step and depth.



| Item # | IP | MP | PKG | Max Range | | Throat Depth | | Overall Length |
|----------------|----|-----|-----|-----------|-----|--------------|--------|----------------|
| | | | | inch | mm | O.D. | I.D. | |
| W80150* | 24 | 240 | CRD | 6 | 150 | 1-1/2" | 13/16" | 9" |

DIGITAL MICROMETER

- Reads both SAE and Metric dimensions to an accuracy of 1/10,000th of an inch, and 0.0025mm.
- C2 carbide ground anvil and spindle for added durability and accuracy.
- Measures up to 1" (25mm) in an easy to read LCD screen.
- Includes rolling measurement adapter, battery and storage/carrying case.



| Item # | IP | MP | PKG | Max Range | | Resolution | | Accuracy ± | | Overall Length | Battery | |
|----------------|----|----|-----|-----------|----|------------|-------|------------|--------|----------------|---------|--------|
| | | | | inch | mm | inch | mm | inch | mm | | Qty. | Type |
| W80156* | 5 | 50 | SLV | 1 | 25 | 0.00005 | 0.001 | 0.0001 | 0.0025 | 6-1/8" | 1 | CR2023 |

DIGITAL SCALES

- Digital LCD screen clearly shows weight in pounds, kilograms or *stones.
- Provides accurate readings up to 660 lbs. (300Kg).

| Capacity | Accuracy | Battery | |
|----------|-----------|---------|--------|
| | | Qty. | Type |
| 660 lbs. | ±0.2 lbs. | 2 | CR2032 |



W1478

Strong steel S-hook and O-ring to connect to hoist or gambrel

| Item # | IP | MP | PKG | Units |
|---------------|----|----|-----|-------------|
| W1478* | 6 | 24 | CBX | lbs, Kg, St |

INFRARED THERMOMETERS

- Measures surface temperature without making contact.
- Easy to read large digital display with backlight.
- Laser pointer for accurate use.
- Fahrenheit or Celsius readings.
- Includes a 9V battery.
(except W89721 2-AAA batteries)



W89721



| Item # | IP | MP | PKG | Temperature Range | | Distance Spot Ratio | Accuracy |
|----------------|----|----|-----|-------------------|------------|---------------------|----------|
| | | | | °F | °C | | |
| W89720* | 5 | 20 | CLM | 0 to 960 | -18 to 520 | 8:1 | ±1.5% |
| W89721* | 10 | 20 | CLM | -58 to 1022 | -50 to 550 | 12:1 | ±1.5% |
| W89722* | 10 | 60 | CLM | -58 to 788 | -50 to 420 | 12:1 | ±1.5% |

DIGITAL LASER TACHOMETER

- Use to accurately measure the RPM without touching the object, displays it on a LCD screen.
- Measures the rotational speed with a visible red LED beam.
- High intensity class II laser measures from 2.5 - 99,999 RPM.
- Auto zero adjustment, stores last, minimum and maximum readings.
- Includes a handy storage case, 9v battery, 24" of reflective tape to aid measurements and operating manual.




| Item # | IP | MP | PKG | Testing Range (RPM) | Resolving Power (RPM) | Accuracy | Sampling Time | Battery | |
|----------------|----|----|-----|---------------------|-----------------------|----------|---------------|---------|------|
| | | | | | | | | Qty. | Type |
| W89719* | 1 | 50 | DBL | 2.5 to 99,999 | 0.1 (2.5 to 999.9) | ±0.05% | 0.8s | 1 | 9V |

FILES & SETS

8 IN. FILES W/ XL HANDLE

- Heat treated high carbon steel for superior durability and a long service life.
- Perfect for deburring, tool sharpening, finishing, shaping, finishing off sharp edges, reshaping cuts or reaming holes.



XL oversized handles are 30% larger ensuring excellent grip, better control and less hand fatigue for the professional craftsman.

| | Item # | IP | MP | PKG |
|------------|------------------|----|----|-----|
| Round | 8" W7548* | 6 | 72 | DBL |
| Chainsaw | 8" W7547* | 6 | 72 | DBL |
| | 8" W7546* | 6 | 72 | DBL |
| Square | 8" W7545* | 6 | 72 | DBL |
| Triangle | 8" W7544* | 6 | 72 | DBL |
| Half Round | 8" W7543* | 6 | 72 | DBL |
| Flat Mill | 8" W7542* | 6 | 72 | DBL |



6-PC FILE SET

- Two durable black rubber handles with plastic inserts for comfort and convenience.
- Heat treated carbon steel files.
- Contents: 6" mill file, 8" mill file, 6" round file and 8" half round file.

| Item # | IP | MP | PKG |
|---------------|----|----|-----|
| W5390* | 6 | 36 | DBL |



4-PC FILE SET

- Ideal for shaping and smoothing metal surfaces
- Tempered short blasted alloy steel blades for strength.
- Includes round, triangular, flat, and half-round files.

| Item # | IP | MP | PKG |
|---------------|----|----|-----|
| W5392* | 6 | 24 | CRD |



5-PC QUICK CHANGE FILE SET

- Comfortable non-slip molded handle with quick change collar.
- Tempered short blasted alloy steel blades for strength.
- Precision sizes for fine detail work.

| Item # | IP | MP | PKG | Contents |
|---------------|----|----|-----|--|
| W5389* | 12 | 72 | CRD | Flat file, half round file, round file, triangular file, and square file |



Vacuum tray keeps everything organized.

13-PC MICRO FILE SET

- Diamond and carbon surfaces for quick removal.
- Precision sizes for fine detail work.
- Nylon storage case keeps everything organized.
- Comfortable non-slip molded handle with quick change 1/4" hex chuck.

| Item # | IP | MP | PKG |
|---------------|----|----|-----|
| W5391* | 6 | 24 | CBX |



ADJUSTABLE HACKSAW

- Adjustable for 10 or 12" blades.
- Comfortable handle.

| Item # | IP | MP | PKG | Blade Length | Overall Length |
|--------------|----|----|-----|--------------|----------------|
| W730* | 6 | 36 | SLV | 10, 12" | 17-1/4" |
| W731* | 6 | 36 | SLV | 10, 12" | 18-5/8" |



PROFESSIONAL HACKSAW

- Comfortable die cast aluminum handle.
- 45 and 90° blade positioning.
- Extra blades store in top bar.
- Works as a keyhole saw.

| Item # | IP | MP | PKG | Blade Length | Overall Length |
|--------------|----|----|-----|--------------|----------------|
| W732* | 6 | 36 | SLV | 12" | 15-1/4" |



UTILITY HACKSAW

- Comfort grip handle.
- Compact design for confined work areas.
- Works with several blade sizes.

| Item # | IP | MP | PKG | Blade Length | Overall Length |
|--------------|----|----|-----|--------------|----------------|
| W733* | 12 | 48 | CRD | 10, 12" | 10-1/2" |



SPRING LOADED HACKSAW

- Pistol grip handle with spring loaded blade guide.
- Rubber foot on end adds stability to ensure straight cuts.
- Comfortable molded handle with rubberized grip.
- Includes high quality bi-metal 10" blade.

| Item # | IP | MP | PKG | Blade Length | Overall Length |
|--------------|----|----|-----|--------------|----------------|
| W726* | 6 | 72 | CRD | 10, 12" | 10-1/2" |



4-PC HACKSAW BLADE SETS

- High carbon steel.
- Each set contains two 18 and 24 teeth per inch blades.


| Item # | IP | MP | PKG | Blade Length |
|---------------|----|-----|-----|--------------|
| W739* | 12 | 72 | CRD | 12" |
| W740C* | 12 | 144 | CRD | 10" |
| W741C* | 12 | 144 | CRD | 12" |



2-IN-1 FOLDING MULTI-SAW

- Includes a 12 TPI triple cut aggressive tooth blade for wood, rubber, plastic or other soft materials and a 32 TPI hacksaw type blade for metal, aluminum, brass or hard plastics.
- Comfortable non-slip TPR handle provides a positive grip.
- Blades made of high quality SK85M (SK5) steel.

| Item # | IP | MP | PKG | Blade Length | Overall Length |
|--------------|----|----|-----|--------------|----------------|
| W728* | 6 | 24 | CRD | 6-1/4" | 8-1/2" |



SCRAPERS

PRO GRIP SCRAPERS

- Rigid stainless steel blade with sharp chisel tip.
- Ergonomic grip w/broad hilt for greater comfort and control.

W9183

6-in-1 painter's tool: scraper, spreader, gouger, putty remover painter roller cleaner, nail & tack puller.



W9181



W9183

| Item # | | IP | MP | PKG | Length | |
|--------|-----------|----|----|--------|--------|---------|
| | | | | | Blade | Overall |
| W9181* | Straight | 6 | 36 | Pg 315 | 1-1/4" | 9-1/2" |
| W9183* | Painter's | 6 | 36 | Pg 315 | 3" | 9-3/4" |

WALL SCRAPER

- Tempered and ground steel blade.
- High impact plastic handle with hang hole.
- Rigid blade.

| Item # | IP | MP | PKG | Length | |
|--------|----|-----|-----|--------|---------|
| | | | | Blade | Overall |
| W5486* | 12 | 144 | TAB | 1-1/4" | 7-3/8" |



CARBON & GASKET SCRAPER

- Alloy steel construction.
- Plated to resist corrosion.

| Item # | IP | MP | PKG | Length | |
|--------|----|----|-----|--------|---------|
| | | | | Blade | Overall |
| W234C* | 6 | 72 | CRD | 1" | 10-7/8" |



HAND TOOLS

5-PC SCRAPER & REMOVER SET

- Durable alloy steel shafts.
- Tough plastic handles.



| Item # | IP | MP | PKG | Scraper | | Hose Remover | Scratch Awl | Cotter Pin Puller |
|--------|----|----|-----|---------|---------|--------------|-------------|-------------------|
| | | | | Blade | Overall | | | |
| W235* | 6 | 24 | CRD | 1" | 8" | 7" | 9" | 9" |
| | | | | 1" | 11" | | | |

BX5 RAZOR SCRAPERS

- BX5 blades last up to 5 times longer than standard blades.
- Ergonomic non-slip molded grip for greater comfort and control.
- Compact size for confined or hard to reach places.
- Includes 1 BX5 scraper blade.

| Item # | | IP | MP | PKG | Length |
|---------------|----------|----|----|-----|--------|
| W5750* | Mini | 6 | 48 | DBL | 4-1/2" |
| W7502* | Stubby | 12 | 72 | CRD | 5" |
| W7508* | Extended | 6 | 24 | CRD | 9-1/2" |



12-PC EXTENDABLE SCRAPER

- The comfort grip handle is contoured with non-slip rubber surface.
- The head is constructed from carbon steel that has been chrome plated for durability.
- Handle storage for up to 8 replacement blades.

| Item # | IP | MP | PKG | Length |
|---------------|----|----|-----|-----------------|
| W1514* | 12 | 72 | CRD | 6-1/2" - 9-1/2" |




Included: 6 metal razor blades and 5 non-marring plastic scraper blades

EXTENDED SCRAPERS

- Reaches confined areas.
- Extra blades storage in handle.
- Includes 3 razor blades and 3 plastic blades.

| Item # | IP | MP | PKG | Length |
|---------------|----|----|-----|--------|
| W233* | 6 | 72 | CRD | 12" |
| W1513* | 6 | 72 | CRD | 11" |



RETRACTABLE SAFETY SCRAPER

- Zinc plated for corrosion resistance.
- Blade retracts for safety when not in use.
- Includes box with 5 replacement blades.



| Item # | IP | MP | PKG | Length |
|--------------|----|-----|-----|--------|
| W743* | 6 | 144 | CRD | 4" |

3 POSITION RAZOR SCRAPER

- Folds out and locks in 3 positions.
- Blade retracts and locks into handle for compact storage and safety.



| Item # | IP | MP | PKG | Length |
|--------------|----|----|-----|--------|
| W749* | 6 | 36 | CRD | 8-1/4" |

BX5 RAZOR BLADES

- High quality SK2 steel lasts up to 5X longer than standard steel blades.

| Item # | | IP | MP | PKG | |
|---------------|--------|----|-----|-----|-----|
| W7506* | 5-PK | 40 | 200 | CRD | BX5 |
| W7507* | 50-PK | 8 | 32 | CRD | BX5 |
| W742* | 12-PK | 24 | 240 | CRD | - |
| W747* | 100-PK | 6 | 36 | CRD | - |



PLASTIC RAZOR BLADES

- High quality polycarbonate plastic.

| Item # | | IP | MP | PKG |
|---------------|-------|----|-----|-----|
| W7504* | 20-PK | 24 | 144 | CRD |

UTILITY KNIVES & BLADES

SNAP BLADE KNIVES

- Snap-off blade for continuous sharp edge.
- Non-slip rubber grip for comfort and control.
- Auto-loading blade chamber for quick blade replacement.
- On-board storage



W2612
Includes 3 Sk5 snap blades with 13 total edges per blade.



W2613
Includes 3 Sk5 snap blades with 8 total edges per blade.



W2613-1
Includes 6 blades in storage case.



W2612-1
Includes 6 blades in storage case.

| Item # | | IP | MP | PKG |
|-----------------|-------------------------|----|-----|-----|
| W2612* | 9mm Snap Blade Knife | 12 | 144 | CRD |
| W2613* | 18mm Snap Blade Knife | 12 | 96 | CRD |
| W2612-1* | 9mm Replacement Blades | 24 | 288 | CRD |
| W2613-1* | 18mm Replacement Blades | 24 | 144 | CRD |

7-PC HOBBY KNIFE SET

- 6 assorted knife blades for multiple applications.
- Includes flat chisels style and most popular scalpel style blades.

| Item # | IP | MP | PKG |
|--------------|----|-----|-----|
| W748* | 12 | 144 | CRD |



KNIFE SETS

- Includes blades for various projects.
- Comfortable contoured handle.
- 14 precision hobby blades.
- Storage case.



W9171



W9170



| Item # | | IP | MP | PKG |
|---------------|---------------------|----|----|------------|
| W9170* | 15-PC Hobby Knife | 4 | 24 | CAS/Pg 314 |
| W9171* | 21-PC Utility Knife | 4 | 24 | CAS/Pg 314 |

FOLDING UTILITY KNIFE SETS

- Combines the strength of a fixed blade with convenience of pocket knife.
- Compact design folds down to 3-9/16" for easy storage & portability.
- Change blades with the push of a button.
- Blade locks in open position for safety.



W12113

| Item # | | IP | MP | PKG |
|----------------|-------|----|----|---|
| W1720* | 52-PC | 6 | 24 | DBL Red, blue knife, 50 blades with storage |
| W2600* | 6-PC | 6 | 48 | DBL Red knife, 5 blades |
| W2601* | 6-PC | 6 | 48 | DBL Blue knife, 5 blades |
| W12113* | 6-PC | 6 | 48 | CRD Silver knife, 5 blades |

BLK: Bulk | **CAS:** Storage Case | **CBX:** Color Box | **CRD:** Carded | **CLM:** Clamshell | **DBL:** Double Blister
LAB: Color Label | **RAC:** Storage Rack | **SHK:** Shrink Wrap | **SLV:** Sleeve | **TAB:** Hang Tab | **WBX:** White Box

ULTRA-LIGHT UTILITY KNIFE

- Slim, ultra-light design weighs about one ounce.
- Constructed with high impact ABS.
- Includes standard size utility knife blade

| Item # | IP | MP | PKG |
|--------------|----|----|-----|
| W692* | 12 | 72 | CRD |



BX5 FOLDING UTILITY KNIFE

- Compact design folds down to 4" for easy storage & portability.
- Locks in open and closed positions for safety.
- Change blades with the push of a button.


| Item # | IP | MP | PKG |
|--------------|----|----|---------------------------|
| W695* | 12 | 72 | CRD 3 BX5 utility blades. |



2-IN-1 FOLDING UTILITY KNIFE

- Features dual retractable blades for added safety and convenience - gives you two knives in one!
- Compact design folds down to 4" for easy storage & portability
- Multiple blade positions for just the right cut
- Change blades with the push of a button
- Die cast aluminum handle and zinc blade housing

| Item # | IP | MP | PKG |
|--------------|----|----|---|
| W691* | 12 | 72 | CRD SK2 steel utility blade, and SK5 steel hook blade |



Selector switch allows you to choose a standard utility blade or hook blade

UTILITY KNIVES

- High grade steel blade.
- Push button auto open and easy lock.
- Durable rubber grip handle.

W2610
Includes 5 extra blades.



W746

Extra blade in internal storage compartment for easy access.



| Item # | IP | MP | PKG | Length |
|---------------|--------------|----|-----|------------|
| W746* | Quick Change | 12 | 48 | CRD 7" |
| W2610* | Quick Change | 6 | 72 | DBL 3-1/2" |
| W745C* | | 6 | 144 | CRD 5-3/4" |




W745C

BX5 UTILITY KNIFE BLADES

- High quality SK2 steel lasts up to 5X longer than standard steel blades.
- Heavy duty blades precision honed to razor edge.

| Item # | IP | MP | PKG |
|---------------|--------|----|-------------|
| W7503* | 5-PK | 24 | 144 CRD BX5 |
| W7505* | 50-PK | 4 | 24 CRD BX5 |
| W744* | 5-PK | 24 | 240 CRD - |
| W7501* | 100-PK | 4 | 24 CRD - |



HOOK BLADES

- Fits standard utility knives.

| Item # | IP | MP | PKG |
|--------------|------|----|---------|
| W756* | 5-PK | 20 | 240 CRD |

POCKET KNIVES

STAINLESS STEEL KNIFE

- Stainless steel straight back blade.
- In handle locking safety mechanism.
- Nylon case for storage.

| Item # | IP | MP | PKG | Blade | Closed | Open |
|--------|----|----|-----|-------|--------|--------|
| W458* | 6 | 72 | DBL | 4" | 4-1/2" | 7-3/4" |



THE KAMPALA CAMO POCKET KNIFE

- Stainless steel partially serrated blade.
- Thumb stud for easy one hand operation.
- In-line blade lock/release mechanism.

| Item # | IP | MP | PKG | Blade | Closed | Open |
|--------|----|----|-----|--------|--------|------|
| W9351* | 6 | 48 | DBL | 3-1/4" | 4-1/4" | 8" |



Special edition dual tone camo pattern.

RESCUE KNIFE

- Stainless steel partially serrated blade
- Dual thumb studs for easy opening.
- Liner lock with pocket clip.

| Item # | IP | MP | PKG | Blade | Closed | Open |
|--------|----|----|-----|--------|--------|--------|
| W9341* | 6 | 48 | DBL | 3-1/2" | 5" | 8-1/2" |

Black tactical finish.



Aluminum handle.

Tempered glass breaker.

Seat belt cutter.

THE KYOTERA POCKET KNIFE

- Straight edge Tanto blade with black finish.
- Thumb stud for easy one hand operation.
- In-line blade lock/release mechanism with pocket clip.

| Item # | IP | MP | PKG | Blade | Closed | Open |
|--------|----|----|-----|-------|--------|--------|
| W9356* | 6 | 48 | DBL | 3" | 4-1/2" | 7-1/2" |



Black anodized finish.

Tempered glass breaker.

Seat belt cutter.

MASAKA FOLDING KNIFE

- Stainless steel non-reflective black Tanto blade.
- Thumb stud for easy one hand operation.
- In-line blade lock/release mechanism with pocket clip.

| Item # | IP | MP | PKG | Blade | Closed | Open |
|--------|----|----|-----|--------|--------|--------|
| W9357* | 6 | 48 | DBL | 3-1/4" | 4-1/2" | 8-1/4" |



HAND TOOLS

PARACORD HANDLE KNIFE

- Stainless steel drop point blade with polished face.
- Thumb stud for easy one hand operation.
- In-line blade lock/release mechanism with pocket clip.

| Item # | IP | MP | PKG | Blade | Closed | Open |
|--------|----|----|-----|--------|--------|--------|
| W9360* | 6 | 48 | DBL | 3-1/2" | 4-3/4" | 8-1/2" |



Includes 30" of paracord.

SANGA CARBON FIBER KNIFE

- Stainless steel roller bearing pivot point.
- Finger flipper and thumb stud for one hand operation.
- In-line blade lock/release mechanism with pocket clip.

| Item # | IP | MP | PKG | Blade | Closed | Open |
|--------|----|----|-----|--------|--------|--------|
| W9363* | 6 | 48 | DBL | 3-1/4" | 4-1/2" | 7-3/4" |



High strength, lightweight and ergonomic carbon fiber handle.

WOOD HANDLE KNIFE

- Spring loaded assisted opening mechanism.
- Stainless steel drop point blade.
- Finger flipper and in-line blade lock/release mechanism.

| Item # | IP | MP | PKG | Blade | Closed | Open |
|--------|----|----|-----|--------|--------|------|
| W9364* | 6 | 36 | DBL | 2-3/4" | 4-1/4" | 7" |




Comfortable natural wood handle.

LI-ION LED RESCUE KNIFE

- Features LED light, glass breaker and carabiner clip
- Straight edge stainless steel Tanto blade.
- Includes micro USB recharging cable.

| Item # | IP | MP | PKG | Blade | Closed | Open | Battery |
|---------------|----|----|-----|-------|--------|--------|---------|
| W9362* | 1 | 8 | DBL | 3" | 4-5/8" | 7-5/8" | Li-Ion |



LEAF CAMO KNIFE

- Stainless steel blade with tactical black finish.
- Thumb stud for easy one hand operation.
- Blade lock/release mechanism and pocket clip.

| Item # | IP | MP | PKG | Blade | Closed | Open |
|---------------|----|----|-----|--------|--------|--------|
| W9333* | 6 | 48 | DBL | 3-1/4" | 4-1/2" | 7-3/4" |



DIGITAL CAMO KNIFE

- Stainless steel blade with tactical black finish.
- Dual thumb studs for easy opening.
- Liner lock and pocket clip.

| Item # | IP | MP | PKG | Blade | Closed | Open |
|---------------|----|----|-----|--------|---------|------|
| W9339* | 6 | 48 | DBL | 3-1/2" | 4-9/16" | 8" |



Aluminum handle with digital camo finish

POLISHED STEEL KNIFE

- Stainless steel partially serrated blade.
- Thumb stud for easy one hand operation.
- Blade lock/release mechanism and pocket clip.

| Item # | IP | MP | PKG | Blade | Closed | Open |
|---------------|----|----|-----|--------|--------|------|
| W9328* | 6 | 48 | DBL | 3-1/2" | 4-1/2" | 8" |



POCKET KNIFE

- Stainless steel partially serrated blade.
- Thumb stud for easy one hand operation.
- Blade lock/release mechanism and pocket clip.

| Item # | IP | MP | PKG | Blade | Closed | Open |
|---------------|----|----|-----|--------|--------|--------|
| W9332* | 6 | 48 | DBL | 2-3/4" | 3-3/4" | 6-1/2" |



SEETA WOOD HANDLE POCKET KNIFE

- Assisted opening mechanism for quick and easy operation.
- Thumb studs on both sides of blade.
- Inline blade lock/release mechanism and pocket clip

| Item # | IP | MP | PKG | Blade | Closed | Open |
|---------------|----|----|-----|--------|--------|------|
| W9366* | 6 | 36 | CRD | 3-1/4" | 4-1/2" | 8" |



MABIRA CAMO POCKET KNIFE

- Assisted opening mechanism for quick and easy operation.
- Inline blade lock/release mechanism.
- Hollow frame body with camo pattern and pocket clip

| Item # | IP | MP | PKG | Blade | Closed | Open |
|---------------|----|----|-----|--------|--------|------|
| W9368* | 12 | 96 | CRD | 3-1/4" | 4-1/2" | 8" |



MEDIUM STOCKMAN KNIFE

- Stainless steel clip point 2-1/4" blade.
- 1-3/4" sheep foot & 1-1/2" spey blade.
- Thumb grooves.

| Item # | IP | MP | PKG | Blade | Closed | Open |
|---------------|----|----|-----|--------|--------|--------|
| W9317* | 6 | 48 | DBL | 2-1/4" | 3-3/8" | 5-3/4" |



Polished hardwood handle. Solid brass linings and bolsters.

POCKET KNIFE SETS

2-PK WOOD HANDLE POCKET KNIVES

- Beautiful hardwood handles provide comfort and durability.
- Blade cutout for easy opening in either hand.
- Inline blade lock/release mechanism and pocket clip



| Item # | IP | MP | PKG | Blade | Closed | Open |
|--------|----|----|-----|--------|--------|--------|
| W9370* | 6 | 48 | CRD | 1-1/2" | 2-1/2" | 4-5/8" |

2-PC HARDWOOD HANDLE KNIFE SET

- Beautifully integrated hardwood and aluminum handle provide comfort and durability.
- Thumb stud and flipper for quick and easy opening.
- Each knife features an inline blade lock/release mechanism and pocket clip.



| Item # | IP | MP | PKG | Blade | Closed | Open |
|--------|----|----|-----|------------------|----------|--------------|
| W9371* | 1 | 30 | CBX | 3-1/2" 2-1/2" | 5" 5" | 8" 7-1/2" |

ALOMBA WOOD HANDLE KNIFE

- Finger flipper and spring mechanism provide quick and easy assisted opening.
- Black stainless steel drop point blade with comfortable zebrawood handle.
- Finger flipper, pocket clip and inline blade lock/release mechanism.



| Item # | IP | MP | PKG | Blade | Closed | Open |
|--------|----|----|-----|-------|--------|------|
| W9372* | 12 | 96 | CRD | 3" | 4-1/2" | 8" |

TACTICAL KNIFE & SETS

- Stainless steel blade with black finish.
- Thumb stud for easy one hand operation.
- Blade lock/release mechanism and pocket clip.



| Item # | | IP | MP | PKG | Blade | Closed | Open |
|--------|--------------|----|----|-----|-----------|--------|--------|
| W9340* | Knife Only | 6 | 48 | DBL | 3-3/8" | 4-1/2" | 7-7/8" |
| W9345* | w/Sharpener | 12 | 72 | DBL | See W2554 | | |
| W2491* | w/Flashlight | 8 | 32 | DBL | See W2456 | | |

2-PC POCKET KNIFE SET

- Stainless steel blades.
- Built in bottle openers.
- Thumb stud for easy one hand operation.

Built in bottle openers.



| Item # | IP | MP | PKG | Blade | Closed | Open |
|--------|----|----|-----|--------|--------|--------|
| W9309* | 6 | 48 | DBL | 1-1/4" | 2-1/2" | 3-1/8" |

BLK: Bulk | **CAS:** Storage Case | **CBX:** Color Box | **CRD:** Carded | **CLM:** Clamshell | **DBL:** Double Blister
LAB: Color Label | **RAC:** Storage Rack | **SHK:** Shrink Wrap | **SLV:** Sleeve | **TAB:** Hang Tab | **WBX:** White Box

MULTI-FUNCTION TOOLS


- Lightweight and durable anodized aluminum handles.
- Spring loaded jaws.



W9305

W9198
W9176
W459

1. Sm Slotted Drivers
 2. Bottle Cap Opener
 3. Saw Blade
 4. Knife Blade
 5. Long Nose Pliers
 6. Curved Jaw Pliers
 7. Wire Cutters
 8. Fine File
 9. Coarse File
 10. Lg Slotted Driver
 11. Can Opener
 12. Phillips Driver
- example only, may vary from model to model.*



W9200
W9201

| Item # | IP | MP | PKG | # | 1 | 2 | 3 | 4 | 5 | 6 | 7 | 8 | 9 | 10 | 11 | 12 | Other function(s) |
|--------|----------|----|-----|-----|----|---|---|---|---|---|---|---|---|----|----|----|---|
| W9305* | Tactical | 5 | 30 | CRD | 12 | x | x | x | x | x | x | x | - | x | x | x | mini blade |
| W9200* | Mini | 8 | 32 | BLK | 13 | x | x | x | x | x | x | x | x | x | x | x | med slotted |
| W9201* | | 6 | 24 | BLK | 16 | x | x | x | x | x | x | x | x | x | x | x | med slotted, ruler, fish scaler, hook remover |
| W9198* | Mini | 6 | 36 | CRD | 12 | | | | | | | | | | | | |
| W9176* | Mini | 6 | 36 | CRD | 12 | x | x | x | x | x | x | x | x | x | - | x | mini blade |
| W459* | Mini | 6 | 48 | CRD | 12 | | | | | | | | | | | | |
| W9320* | 2-PC | 6 | 48 | DBL | 12 | x | x | x | x | x | x | x | x | x | - | x | awl |

KNIFE SHARPENER

- Super hard tungsten carbide sharpening tools.



Safety handle provides positive easy grip while sharpening your knives. Includes one extra set of sharpening edges.

W9402

| Item # | IP | MP | PKG |
|--------|-------------|----|-----|
| W9402* | Safety Grip | 12 | 72 |

KNIFE SHARPENER W/BOTTLE OPENER

- Dual edges for precision sharpening.
- Super hard tungsten carbide for new edges.
- Smooth ceramic edge for final polishing.

| Item # | IP | MP | PKG | Colors |
|--------|----|-----|--------|-----------------|
| W2554* | 24 | 216 | Pg 318 | Red, Blue, Grey |
| W3243* | 9 | 108 | Pg 320 | Red, Blue, Grey |



HAND TOOLS

12-IN-1 OUTDOOR SURVIVAL KIT

- Everything included stores compactly in a foam padded, water and shockproof storage box.



| Item # | IP | MP | PKG | Size |
|--------|----|----|-----|------------------|
| W9404* | 6 | 36 | CBX | 7.5 x 4.6 x 2.1" |

Includes: Fire starter flint stick with striker and handle, pocket knife, multi-function card tool, cable saw, flashlight with pocket clip, keychain light, plastic carabiner clip (battery not included), high-frequency whistle, emergency blanket, notebook, pen and plotting compass.

AIR RATCHETS & DRILLS

PRO GRIP
PROTECTIVE COATING

Pro-Grip protective coating provides a non-slip and insulated tool for improved comfort and control.

AIR RATCHETS

- Quality construction triple planetary gear design.
- Ball type retainer for positive socket retention.
- Compact head for easy access in tight areas.
- Level throttle variable speed for precise control.
- Fast, lightweight and easy to use.



Contents: 3/8" Dr. air ratchet, 3" Impact Ext, 3 Impact Bits and 3" Bit Ext, Impact u-joint, 7 SAE Impact Sockets: 3/8", 7/16", 1/2", 9/16", 5/8", 11/16" & 3/4", Storage case.

| Item # | Drive | IP | MP | PKG | Working Torque (ft/lbs) | Avg CFM | RPM | Inlet (NPT) | Wt (lbs) | Recommended Compressor |
|---------|---------|----|----|-----|-------------------------|---------|-----|-------------|----------|------------------------|
| M637* | 1/4" | 1 | 20 | CBX | 5 - 12 | 4 | 250 | 1/4" | 1.2 | 20 Gallon |
| M560DB* | 3/8" | 1 | 10 | CBX | 10 - 50 | 4 | 150 | 1/4" | 2.65 | 20 Gallon |
| M561* | 1/2" | 1 | 20 | CBX | 10 - 50 | 4 | 150 | 1/4" | 2.65 | 20 Gallon |
| M639* | 1/2" HD | 1 | 10 | CBX | 90 | 5.3 | 150 | 1/4" | 4.4 | 20 Gallon |
| M564DB* | 3/8" | 1 | 5 | SLV | 10 - 50 | 4 | 150 | 1/4" | 2.65 | 20 Gallon |

REVERSIBLE AIR DRILLS

PRO GRIP
PROTECTIVE COATING

M651

- Quality construction triple planetary gear design.
- Side handle for better grip and control.
- Non-slip grip provides added comfort.
- Variable speed throttle.



M648

- Keyless 3/8 in chuck for fast and easy bit changes.
- Convenient fingertip reverse for replacing screws or when binding occurs.
- Long lasting multiple planetary gears with ball bearings.



| Item # | Chuck Size | IP | MP | PKG | Chuck Capacity | Avg CFM | RPM | Inlet (NPT) | Wt (lbs) | Recommended Compressor |
|--------|------------|----|----|-----|----------------|---------|------|-------------|----------|------------------------|
| M648* | 3/8" | 1 | 10 | CBX | 3/64" - 3/8" | 4 | 1800 | 1/4" | 2.5 | 20 Gallon |
| M651* | 1/2" | 1 | 10 | CBX | 1/16" - 1/2" | 4 | 600 | 1/4" | 3.6 | 20 Gallon |

ANGLE AIR DRILL

- Balanced and easy to use for pinpoint accuracy and less fatiguing.
- Lightweight aluminum alloy housing with compact design.
- 90 degree angle head for drilling in confined areas.
- Planetary gear drive for longer life.

PRO GRIP
PROTECTIVE COATING



M649

| Item # | Chuck Size | IP | MP | PKG | Chuck Capacity | Avg CFM | RPM | Inlet (NPT) | Wt (lbs) | Recommended Compressor |
|--------|------------|----|----|-----|----------------|---------|------|-------------|----------|------------------------|
| M649* | 3/8" | 1 | 20 | CBX | 3/64" - 3/8" | 4 | 1900 | 1/4" | 2.4 | 20 Gallon |

BLK: Bulk | CAS: Storage Case | CBX: Color Box | CRD: Carded | CLM: Clamshell | DBL: Double Blister
LAB: Color Label | RAC: Storage Rack | SHK: Shrink Wrap | SLV: Sleeve | TAB: Hang Tab | WBX: White Box

1/2 IN. X-TREME DUTY IMPACT WRENCH

- Commercial duty twin hammer clutch delivers an impressive 1010 ft pounds nut busting torque in reverse to loosen even the most stubborn bolts and 885 ft. pounds in forward for the most demanding jobs.
- Composite housing is lightweight, compact and cuts down on user fatigue.
- Variable speed and torque settings with two forward and one reverse.
- Balanced motor design for low vibration and comfort during extended use.



| Item # | IP | MP | PKG | Max Torque (ft/lbs) | Working Torque (ft/lbs) | Avg CFM | RPM | Inlet (NPT) | Wt (lbs) | Recommended Compressor |
|--------------|----|----|-----|---------------------|-------------------------|---------|-------|-------------|----------|------------------------|
| M631* | 1 | 5 | CBX | 885 | 775 | 7 | 9,500 | 1/4" | 4.95 | 60 Gallon |

1/2 IN. STUBBY IMPACT WRENCH

- Commercial twin hammer clutch delivers over 760 ft pounds of nut busting torque in reverse to remove even the most stubborn bolts.
- Variable speed and torque settings with 3 forward and 3 reverse.
- Balanced motor design for low vibration and comfort during extended use.
- Rubber grip handled and one-handed forward/reverse switch.



| Item # | IP | MP | PKG | Max Torque (ft/lbs) | Working Torque (ft/lbs) | Avg CFM | RPM | Inlet (NPT) | Wt (lbs) | Recommended Compressor |
|--------------|----|----|-----|---------------------|-------------------------|---------|--------|-------------|----------|------------------------|
| M632* | 1 | 10 | CBX | 667 | 580 | 7 | 13,000 | 1/4" | 3.25 | 60 Gallon |

1/2 IN. IMPACT WRENCHES

- Ideal for changing tires, shock/spring work, and other automotive jobs.
- Comfortable composite housing is compact and lightweight.
- Balanced design for low vibration.



M624
Variable speed with two forward speeds, one reverse.



M558DB
Push button direction for quick and easy operation.

PRO GRIP
PROTECTIVE COATING



M625
Built-in air regulator has 6 torque settings for precise speed control.

| Item # | | IP | MP | PKG | Max Torque (ft/lbs) | Working Torque (ft/lbs) | Avg CFM | RPM | Inlet (NPT) | Wt (lbs) | Recommended Compressor |
|----------------|--------------------|----|----|-----|---------------------|-------------------------|---------|-------|-------------|----------|------------------------|
| M624* | Composite Housing | 1 | 10 | CBX | 230 | 50 - 200 | 7 | 7,800 | 1/4" | 3.0 | 60 Gallon |
| M558DB* | Rocking Dog Clutch | 1 | 10 | CBX | 230 | 50 - 200 | 4.5 | 7,500 | 1/4" | 4.4 | 20 Gallon |
| M625* | Twin Hammer | 1 | 8 | CBX | 550 | 25 - 250 | 8 | 7,000 | 1/4" | 5.7 | 60 Gallon |

HEAVY DUTY IMPACT WRENCHES

- Built-in air regulator for precise speed control.
- Pin lock hole for oversized sockets.
- Ring socket retainer allows for rapid socket changes.



M634
Heavy duty blow molded case for carrying and storage.



M627
Lever select direction change for quick and easy operation.



| Item # | | IP | MP | PKG | Max Torque (ft/lbs) | Working Torque (ft/lbs) | Avg CFM | RPM | Inlet (NPT) | Wt (lbs) |
|--------------|-----------------------|----|----|-----|---------------------|-------------------------|---------|-------|-------------|----------|
| M627* | 3/4" Dr. Heavy Duty | 1 | 4 | CBX | 950 | 75 - 450 | 7 | 4,600 | 3/8" | 10.7 |
| M634* | 1" Dr. Extended Anvil | 1 | 1 | CBX | 1623 | 200 - 1200 | 12 | 3,900 | 1/2" | 23.1 |

AIR HAMMER & SAWS

3/8 IN. IMPACT WRENCHES

- Ideal for changing tires, shock/spring work, and other automotive jobs.
- Push button direction change for quick and easy operation.
- Built-in air regulator for precise speed control.
- Lightweight cast aluminum housing.

M562DB
Built-in 9 setting regulator.
Air inlet swivels 360°.



M622
Contoured handle for
comfort and control.



| Item # | IP | MP | PKG | Max Torque (ft/lbs) | Working Torque (ft/lbs) | Avg CFM | RPM | Inlet (NPT) | Wt (lbs) | Recommended Compressor |
|-----------------------------------|----|----|-----|---------------------|-------------------------|---------|--------|-------------|----------|------------------------|
| M562DB* Butterfly | 1 | 20 | CBX | 75 | 20 - 75 | 3 | 11,000 | 1/4" | 2.0 | 5 Gallon |
| M622* Single Hammer Clutch | 1 | 16 | CBX | 180 | 50 - 100 | 4 | 10,000 | 1/4" | 2.9 | 20 Gallon |

AIR HAMMERS

- Ideal for general repairs, panel cutting, hole punching, removing rivets and exhaust work.
- Built-in regulator for precise speed control.
- Single piece assembly for longer tool life.
- Quick change coil spring retainer.
- Use replacement chisel set M620.

| Item # | Accessories | IP | MP | PKG |
|--------------|------------------|----|----|-----|
| M669* | Needle Scale | 1 | 20 | CRD |
| M696* | Retainer Springs | 12 | 36 | CRD |
| M620* | 4-PC Chisels | 6 | 36 | CRD |



M669
Used with air hammer to remove rust and scale.



M620
Weld buster, cold chisel, tapered punch and round nose panel cutter.

M696
Replacement retainer springs for air hammers.



PRO GRIP
PROTECTIVE COATING

M668
Includes 5 chisels: flat, round, spot weld breaker, tapered punch, rivet cutter.



M550DB
Includes 4 chisels: flat, spot weld breaker, tapered punch, rivet cutter.



| Item # | IP | MP | PKG | Bore Size | Stroke Length | Avg CFM | BPM | Inlet (NPT) | Wt (lbs) | Recommended Compressor |
|----------------------------|----|----|-----|-----------|---------------|---------|-------|-------------|----------|------------------------|
| M668* w/5 Chisels | 1 | 10 | CBX | 3/4" | 2.6" | 4.8 | 3,500 | 1/4" | 3.1 | 20 Gallon |
| M550DB* w/4 Chisels | 1 | 10 | CBX | 3/4" | 1.7" | 4 | 4,500 | 1/4" | 2.2 | 20 Gallon |

RECIPROCATING AIR BODY SAW

- Cuts a wide range of materials, trims and shapes light plate steel, sheet metal and plastics.
- Adjustable blade guard for controlling depth of cuts.
- Lightweight slim design for access to tight spaces.
- Handles up to 16 gauge sheet metal.
- Rugged die cast aluminum body with rubber grip.

M660



M555-24
M555-32

| Item # | IP | MP | PKG | Cutting Capacity | Avg CFM | SPM | Inlet (NPT) | Wt (lbs) | Recommended Compressor |
|-----------------|----|----|-----|------------------|---------|-------|-------------|----------|------------------------|
| M660* | 1 | 20 | CBX | 16GA | 6 | 9,000 | 1/4" | 1.4 | 60 Gallon |
| M555-24* | 12 | 96 | BAG | 24 TPI Blades | - | - | - | - | - |
| M555-32* | 12 | 96 | BAG | 32 TPI Blades | - | - | - | - | - |



AIR UTILITY CUTOFF TOOL

- Metal blade guard for maximum protection.
- Built-in air regulator for precise speed control.
- Safety throttle prevents accidental start up.
- Lightweight and durable aluminum housing.
- Rear exhaust directs air away from work area.
- High speed for cutting through sheet metal, fiberglass, bolts, muffler clamps and more.



M563DB

| Item # | IP | MP | PKG | Max Diameter | Arbor Hole Size | Cutting Capacity | Avg CFM | RPM | Inlet (NPT) | Wt (lbs) | Recommended Compressor |
|---------|----|----|-----|--------------|-----------------|------------------|---------|--------|-------------|----------|------------------------|
| M563DB* | 1 | 20 | CBX | 3" | 3/8" | 1" | 4 | 22,000 | 1/4" | 2.0 | 20 Gallon |


3 IN. CUT-OFF WHEELS

- Designed to cut through sheet metal, muffler clamps, hose clamps, rusted bolts, etc.
- For Performance Tool item M563DB.

M575



M579C



M580C

Includes aluminum oxide (A), silicon carbide (C), green silicon carbide (GC) and white aluminum oxide disks.

| Item # | IP | MP | PKG |
|--------|---------------------|-----|----------|
| M575* | Bulk Aluminum Oxide | 100 | 1000 BLK |
| M579C* | 2-PC Aluminum Oxide | 50 | 500 CRD |
| M580C* | 4 Assorted Disks | 25 | 200 CRD |

AIR NIBBLER

- Adjustable die guide for left, right or straight cutting.
- Cuts up to 16 gauge and leaves no burrs or bent edges.
- Cuts intricate patterns more precisely than shears.
- Lightweight and durable aluminum housing.
- Use on aluminum, tin, plastic, steel & other metals.



M552DB



M554C

| | | | |
|--------|-------|----|---------|
| M553C* | Punch | 36 | 144 CRD |
| M554C* | Die | 36 | 144 CRD |



M553C

| Item # | IP | MP | PKG | Air Pressure | Hose Size | Avg CFM | SPM | Inlet (NPT) | Wt (lbs) | Recommended Compressor |
|---------|----|----|-----|--------------|-----------|---------|-------|-------------|----------|------------------------|
| M552DB* | 1 | 10 | CBX | 90 PSI | 3/8" | 4 | 3,500 | 1/4" | 2.0 | 20 Gallon |

AIR METAL SHEARS

- Make smooth, clean cuts through sheet metal, mild steel, tin, aluminum and plastic.
- Adjustable cutting head for radial and contoured cuts.
- Aluminum body with rubber grip for comfort and durability.
- 360 degree swivel head.
- Replacement blades M597DB



M662

| Item # | IP | MP | PKG | Cutting Capacity | Air Pressure | Hose Size | Avg CFM | SPM | Inlet (NPT) | Wt (lbs) | Recommended Compressor |
|--------|----|----|-----|------------------|--------------|-----------|---------|-------|-------------|----------|------------------------|
| M662* | 1 | 10 | CBX | 18 GA | 90 PSI | 3/8" | 6 | 2,500 | 1/4" | 2.6 | 20 Gallon |

HEAVY DUTY PUNCH/FLANGE TOOL

- 360 degree swivel head for effortless operation.
- Lever throttle for precise control.
- Heavy-duty aluminum body with hardened head.
- Punches, crimps, and flanges up to 14-gauge material.
- Quickly prepares sheet metal for riveting, brazing and welding.



| Item # | Cutting Capacity | IP | MP | PKG | Air Pressure | Hose Size | Avg CFM | Punch Diameter | Inlet (NPT) | Wt (lbs) | Recommended Compressor |
|--------|------------------|----|----|-----|--------------|-----------|---------|----------------|-------------|----------|------------------------|
| M661* | 14 Gauge | 1 | 10 | CBX | 90 PSI | 3/8" | 4 | 3/16" | 1/4" | 3.0 | 20 Gallon |

AIR DIE GRINDERS

1/4 IN. DIE GRINDERS

- Compact design allows for easy use in tight spaces.
- Built-in air regulator for precise speed control.
- Variable speed safety throttle.
- Lightweight and durable aluminum housing.
- Rear exhaust directs air away from work area.

M656
90 degree angle head design allows use in confined areas.

PRO GRIP
PROTECTIVE COATING



M567DB



M566DB
Includes 5 of the popular grinding stones.



Die Grinder, (5) 1/4" shank mounted stones, (5) 1/8" shank mounted stones, 1/4" and 1/8" collets, 2 collet wrenches, storage case.

| Item # | | IP | MP | PKG | Collet Sizes | Avg CFM | RPM | Inlet (NPT) | Wt (lbs) | Recommended Compressor |
|----------------|---------------|----|----|-----|--------------|---------|--------|-------------|----------|------------------------|
| M656* | Angle Head | 1 | 20 | CBX | 1/8 & 1/4" | 4 | 20,000 | 1/4" | 1.3 | 20 Gallon |
| M566DB* | Straight Head | 1 | 20 | CBX | 1/8 & 1/4" | 4 | 22,000 | 1/4" | 1.3 | 20 Gallon |
| M567DB* | 14-PC Kit | 1 | 20 | SLV | 1/8 & 1/4" | 4 | 22,000 | 1/4" | 2.2 | 20 Gallon |

DIE GRINDERS ACCESSORIES

- For use with drills and die grinders.

W5313

Rust resistant zinc plated. 25,000 maximum RPM. Fits 1/4 and 3/8" arbors.



M565C

Includes five 1/8" shank and five 1/4" shank mounted stones in assorted sizes.

M535

Includes: 6 roll lock sanding pads, 1 surface conditioning roll lock pad, 1 backing pad with mandrel.



| Item # | | IP | MP | PKG | Collet Sizes |
|---------------|-------------------------|----|----|-----|--------------|
| W5313* | Cut-Off Wheel Mandrel | 1 | 20 | CBX | 1/8 & 1/4" |
| M565C* | 10-PC Mounted Stone Set | 1 | 20 | CBX | 1/8 & 1/4" |
| M535* | 8-PC Surface PrepKit | 1 | 20 | SLV | 1/8 & 1/4" |

1/8 IN. MICRO DIE GRINDER

- Lightweight and powerful micro design.
- Slim and comfortable design is ideal for detail work.
- Variable speed with infinitely adjustable throttle.
- Vibration-free ball bearing construction.
- Compact and durable aluminum body.
- Easy twist on/off switch.
- 10pc precision mounted stone kit stores in blow case.
- 42" x 3/16" air hose with 13-1/2" protective sleeve.
- Includes inline oiler, tool oil, female plug, and wrenches.



| Item # | IP | MP | PKG | Collet Size | Avg CFM | RPM | Inlet (NPT) | Wt (lbs) | Recommended Compressor |
|--------------|----|----|-----|-------------|---------|--------|-------------|----------|------------------------|
| M547* | 1 | 10 | SLV | 1/8" | 2 | 54,000 | 1/4" | 1.8 | 5 Gallon |

BLK: Bulk | **CAS:** Storage Case | **CBX:** Color Box | **CRD:** Carded | **CLM:** Clamshell | **DBL:** Double Blister
LAB: Color Label | **RAC:** Storage Rack | **SHK:** Shrink Wrap | **SLV:** Sleeve | **TAB:** Hang Tab | **WBX:** White Box

IMPACT SOCKET SETS

- Drop forged chrome vanadium steel for strength and durability.
- Rounded corners for a tighter grip.
- Large size laser etching for easy identification.

| | 3/8" Dr. 6 point | | 1/2" Dr. 6 point | |
|--------|------------------|----------------|------------------|----------------|
| | Deep | | Deep | |
| | M588DB* | M594DB* | M592DB* | M590DB* |
| | IP:10 MP:40 | IP:5 MP:20 | IP:4 MP:16 | IP:5 MP:10 |
| 5/16" | x | - | - | - |
| 11/32" | - | - | - | - |
| 3/8" | x | x | - | x |
| 7/16" | x | x | x | x |
| 1/2" | x | x | x | x |
| 9/16" | x | x | x | x |
| 5/8" | x | x | x | x |
| 11/16" | x | x | x | x |
| 3/4" | x | x | x | x |
| 13/16" | - | x | x | x |
| 7/8" | - | - | x | x |
| 15/16" | - | - | x | x |
| 1" | - | - | x | x |

| | M589DB* | M595DB* | M593DB* | M591DB* |
|------|----------------|----------------|----------------|----------------|
| | IP:10 MP:40 | IP: 5 MP:20 | IP:4 MP:16 | IP:5 MP:10 |
| 8mm | x | - | - | - |
| 9mm | - | - | - | - |
| 10mm | x | x | x | x |
| 11mm | x | x | - | - |
| 12mm | x | x | - | x |
| 13mm | x | x | x | x |
| 14mm | x | x | x | x |
| 15mm | - | - | x | x |
| 16mm | - | x | x | x |
| 17mm | x | x | x | x |
| 18mm | - | - | x | x |
| 19mm | x | x | x | x |
| 21mm | - | - | x | x |
| 22mm | - | - | x | x |



5-PC TORQUE LIMITING EXTENSION SET

- Helps apply torque to the correct tolerances and prevent over tightening.
- Color coded for easy identification.
- Heavy duty chrome molybdenum.

| Item # | IP | MP | PKG | Length | Torque Range | |
|----------------|----|----|-----|--------|--------------|--------|
| | | | | | | |
| W32903* | 1 | 12 | CAS | 7-5/8" | 75 ft./lbs. | Black |
| | | | | | 80 ft./lbs. | Yellow |
| | | | | | 90 ft./lbs. | Red |
| | | | | | 100 ft./lbs. | Blue |
| | | | | | 110 ft./lbs. | Orange |

8-PC IMPACT ADAPTER SET

- Chrome moly steel for strength and durability.
- Impact grade with oil resistant finish.

| Item # | IP | MP | PKG | Size | 1/4" | 3/8" | 1/2" | 3/4" | 1" |
|--------------|----|----|-----|----------|------|------|------|------|-----|
| | | | | | (M) | (M) | (M) | (M) | (M) |
| M795* | 1 | 12 | SLV | 1/4" (F) | - | x | - | - | - |
| | | | | 3/8" (F) | x | - | x | - | - |
| | | | | 1/2" (F) | - | x | - | x | - |
| | | | | 3/4" (F) | - | - | x | - | x |
| | | | | 1" (F) | - | - | - | x | - |



AIR SANDERS & POLISHERS

5 IN. SANDERS

- Use for sanding, feather edging, scuffing, finishing and blending metals, plastics, fiberglass and body filler.
- Built-in air regulator for precise speed control.
- Specially balanced design for less vibration.
- Compact design allows maximum control.

M573DB

Compact but powerful 1/2 HP ball bearing motor. Lightweight and durable aluminum housing. Includes three resin fiber backing pads: 3", 4.5", 5.5".



M548

Rotary and orbital action produces swirl-free finishes. Hardened steel cylinders extend the life of the tool. Hook and loop backing pad.


| Item # | | IP | MP | PKG | Pad Diameter | Avg CFM | RPM | Inlet (NPT) | Wt (lbs) | Recommended Compressor |
|---------|----------------|----|----|-----|--------------|---------|--------|-------------|----------|------------------------|
| M548* | Random Orbital | 1 | 10 | CBX | 5" | 6 | 10,000 | 1/4" | 2.4 | 60 Gallon |
| M573DB* | High Speed | 1 | 10 | CBX | 5" | 4.2 | 18,000 | 1/4" | 2.2 | 20 Gallon |

6 IN. SANDERS

- Rotary and orbital motion produces swirl-free finishes.
- Cast iron cylinder with larger shaft for better balance.
- Built-in air regulator for precise speed control.
- Specially balanced design for less vibration.
- Insulated grip provides added comfort.
- Heavy duty ball bearing construction.
- Great for body work and paint preparation.
- Works with stick-on adhesive backed sand paper.



M697



M641



M568DB

| Item # | | IP | MP | PKG |
|--------|--------------------|----|----|-----|
| M689* | 5" Pad Replacement | 6 | 36 | BAG |
| M697* | 6" Pad Replacement | 6 | 36 | CRD |

| Item # | | IP | MP | PKG | Pad Diameter | Avg CFM | RPM | Inlet (NPT) | Wt (lbs) | Recommended Compressor |
|---------|----------------|----|----|-----|--------------|---------|--------|-------------|----------|------------------------|
| M568DB* | Dual Action | 1 | 10 | CBX | 6" | 5 | 10,000 | 1/4" | 3.3 | 60 Gallon |
| M641* | HD Dual Action | 1 | 10 | CBX | 6" | 5 | 10,000 | 1/4" | 3.3 | 60 Gallon |

JITTERBUG AIR SANDER

- Orbital sanding action provides a smooth, fine finish.
- Balanced ball bearing design for low vibration and longer-life.
- Contoured palm grip with rubber over-molding.
- Built-in air regulator for precise speed control.
- Useful for general sanding, paint preparation, smooth and rough wood surfaces and more.
- Uses standard 3-3/4" x 9" sandpaper.



| Item # | IP | MP | PKG | Pad Diameter | Avg CFM | SPM | Inlet (NPT) | Wt (lbs) | Recommended Compressor |
|---------|----|----|-----|--------------|---------|-------|-------------|----------|------------------------|
| M569DB* | 1 | 10 | CBX | 3.5 x 6.75" | 6 | 7,000 | 1/4" | 4.2 | 60 Gallon |

BLK: Bulk | CAS: Storage Case | CBX: Color Box | CRD: Carded | CLM: Clamshell | DBL: Double Blister
LAB: Color Label | RAC: Storage Rack | SHK: Shrink Wrap | SLV: Sleeve | TAB: Hang Tab | WBX: White Box

AIR ANGLE GRINDERS

- Hardened bevel gears provide extended life.
- Built-in air regulator for precise speed control.
- Handle mounts on either side for right or left hand operation.
- Contoured throttle control for easy handling.



M658



M647

Includes 7" grinding wheel and metal blade guard.



| Item # | IP | MP | PKG | Pad Diameter | PSI | Avg CFM | RPM | Inlet (NPT) | Wt (lbs) | Recommended Compressor |
|--------------|----|----|-----|--------------|-----|---------|--------|-------------|----------|------------------------|
| M658* | 1 | 10 | CBX | 4" | 90 | 6 | 11,000 | 1/4" | 3.7 | 60 Gallon |
| M647* | 1 | 5 | CBX | 7" | 90 | 12 | 2,500 | 3/8" | 4.2 | 60 Gallon |

AIR ANGLE SANDER/POLISHER

- Hardened bevel gears provide extended life.
- Built-in air regulator for precise speed control.
- Handle mounts on either side for right or left hand operation.
- Contoured throttle control for easy handling.



Includes 6-3/4" sanding backing pad.



| Item # | IP | MP | PKG | Pad Diameter | PSI | Avg CFM | RPM | Inlet (NPT) | Wt (lbs) | Recommended Compressor |
|--------------|----|----|-----|--------------|-----|---------|-------|-------------|----------|------------------------|
| M643* | 1 | 10 | CBX | 4" | 90 | 12 | 4,500 | 3/8" | 4.2 | 60 Gallon |

STRAIGHT LINE AIR SANDER

- Twin piston design provides ample power and prevents stalling.
- 2.75" x 16.75" sanding pad for smooth sanding of large flat surfaces.
- Ideal for flat sanding of body filler, shaping, leveling and finishing.
- Place on firm surface, and pull back on handles to realign pistons.
- Two handle design for comfortable operation.
- Quick action paper clamps.
- NOTE: Sander may need realigning during normal use.



| Item # | IP | MP | PKG | Pad Diameter | Avg CFM | SPM | Inlet (NPT) | Wt (lbs) | Recommended Compressor |
|----------------|----|----|-----|---------------|---------|-------|-------------|----------|------------------------|
| M574DB* | 1 | 10 | CBX | 2.75 x 16.75" | 5 | 2,500 | 1/4" | 5.6 | 60 Gallon |

SPECIALTY AIR TOOLS

MULTIFUNCTION AIR TOOL

- Spindle & blade arbor design provide 7 forward positions for added versatility.
- Incredibly versatile air tool perfect for cutting, scraping and sanding.
- Comfortable soft touch finish for improved comfort and control.
- Level trigger for variable speed control.



Includes: 3" triangular sanding pad w/ 6 sheets of sandpaper, 1-5/16" straight plunge blade, 3-1/2" round flush cutting blade, 2" rounded flush scraping blade, & 2-5/8" round flush grinding blade.



| Item # | IP | MP | PKG | Avg. CFM | PSI | OPM | Oscillation Angle | Inlet (NPT) | Compressor |
|--------|----|----|-----|----------|-----|--------|-------------------|-------------|------------|
| M546* | 1 | 20 | CBX | 6 | 90 | 18,000 | 2° | 1/4" | 20 Gallon |

WINDSHIELD REMOVAL TOOL

- Ideal for windshield removal, cutting rubber sealants and molding.
- Flexible blade mounts in 12 different positions.
- Built-in air regulator for precise speed control.
- 18" lead hose with exhaust cover.
- Variable speed safety throttle.
- Lightweight and durable aluminum housing.
- Use replacement blade Performance Tool #M664-08.



| Item # | IP | MP | PKG | PSI | Avg. CFM | SPM | Oscillation Angle | Inlet (NPT) | Compressor |
|--------|----|----|-----|-----|----------|--------|-------------------|-------------|------------|
| M664* | 1 | 10 | CBX | 90 | 7 | 20,000 | 3° | 1/4" | 60 Gallon |

AIR GREASE GUN

- Use either standard 14 oz. grease cartridge, bulk or dispenser filling with positive lock for easy filling.
- Delivers 4,500 PSI to 6,000 PSI at the tip.
- Knurled thick wall barrel for secure grip.

Use either the included 9" flex tube or 5.5" rigid tube.



| Item # | IP | MP | PKG | Capacity | PSI | Avg. CFM | Hose Size | Hose Length | Inlet (NPT) | Compressor |
|---------|----|----|-----|----------|--------|----------|-----------|-------------|-------------|------------|
| M582DB* | 1 | 10 | CBX | 14oz | 30-150 | 6 | 3/8" I.D. | 16" | 1/4" | 60 Gallon |

AIR ENGINE CLEANER

- High quality construction alloy body with brass tip and fittings.
- Pistol grip handle with pressure trigger for maximum efficiency.
- Adjustable siphon system with 6' hose and screen.

15" long nozzle for hard to reach areas.



| Item # | IP | MP | PKG | PSI | Avg. CFM | Inlet (NPT) |
|---------|----|----|-----|-----|----------|-------------|
| M584DB* | 1 | 40 | CBX | 90 | 4 | 1/4" |

AIR RIVETER

- Air hydraulic riveter is ideal for setting blind rivets in aluminum, steel and stainless with professional results the first time.
- Air relief valve prevents overloading.



Includes four nose pieces: 3/32", 1/8", 5/32" and 3/16", spanner, spanner gauge, safety cap, and replacement O-rings.



| Item # | IP | MP | PKG | PSI | Avg. CFM | Pull (lbs) | Max Capacity |
|--------------|----|----|-----|-----|----------|------------|--------------|
| M680* | 1 | 10 | CBX | 90 | 4 | 1,584 | 3/16" |

RECHARGEABLE LIQUID SPRAYER

- Eco friendly uses no aerosol propellants.
- Reusable and refillable.
- Pressurize with your compressor and your ready to spray.
- Viton® seals to resist harsh chemicals.
- Not for use with flammable material, or paint.



| Item # | IP | MP | PKG | PSI | Capacity |
|--------------|----|----|-----|--------|----------|
| M715* | 1 | 10 | CBX | 80-150 | 32 oz. |

SANDBLASTER KIT

- Designed to remove rust, scale and paint as well as etch glass and weather wood.

Positive action trigger gun, 10 ft. rubber hose, pick-up tool, hex key wrench and 1 extra air jet and 3 nozzles.



| Item # | IP | MP | PKG | PSI | Avg. CFM | Hose Size | Inlet (NPT) |
|---------------|----|-----|-----|----------------------------|----------|-----------|-------------|
| M570C* | 1 | 10 | CBX | 90 | 8 | 3/8" I.D. | 1/4" |
| M571C* | 30 | 120 | CRD | Replacement ceramic nozzle | | | |

PORTABLE ABRASIVE BLASTER

- Remove rust, paint, graffiti, corrosion and scale.
- Heavy duty 50 lbs. capacity hopper, aluminum blast gun and 15' material hose.
- Compatible with any abrasive: silica, sand, glass beads, and pecan shells.



| Item # | IP | MP | PKG | PSI | Avg. CFM | Hose Size | Inlet (NPT) |
|--------------|----|----|-----|-----|----------|-----------|-------------|
| M549* | 1 | 2 | CBX | 90 | 3.5 | 3/8" I.D. | 1/4" |

ABRASIVE SPOT BLASTER GUN

- This spot media blaster is ideal for quickly removing rust spots and chipped paint from metal surfaces.
- Top mounted gravity feed ABS hopper holds up to 510 ml (17.2 fl oz) of blast media.
- 5mm zinc plated nozzle and reinforced plastic gun body is both lightweight and durable.
- Includes 2- 1KG bottles of silicone carbide (carborundum) blast media.



| Item # | IP | MP | PKG | Nozzle Size | PSI | Avg. CFM | Hose Size | Inlet (NPT) |
|--------------|----|----|-----|-------------|-----|----------|-----------|-------------|
| M545* | 1 | 10 | CBX | 5mm | 90 | 6 | 1/4" I.D. | 1/4" |



AIR TOOLS

SPRAY GUNS & ACCESSORIES

H.V.L.P. GRAVITY FEED SPRAY GUN SETS

- Integrated fine adjustment knob on each gun for precise air flow control and results.
- Fully adjustable spray pattern of 3-7".
- Each kit includes HVLP spray guns, regulator with gauge, connectors, socket, filter, multi-wrench and cleaning brush.

Locking air pressure regulator for precise air flow control.



| Item # | Nozzle | IP | MP | PKG | Paint Cup | Spray Pattern | Avg CFM | Inlet (NPT) | Compressor |
|----------------------|------------------|----|----|-----|---------------|---------------|---------|-------------|------------|
| M706* 2-PC | 1.3 & 1.5mm | 1 | 5 | CBX | 1000cc | 3-7" | 7-9 | 1/4" | 60 Gallon |
| M707* 3-PC | 1.3, 1.5 & 1.7mm | 1 | 5 | CBX | 1000cc | 3-7" | 7-9 | 1/4" | 60 Gallon |
| M503* 2-PC | 1.2 & 1.5mm | 1 | 6 | CBX | 200cc & 600cc | 3-7" | 7-9 | 1/4" | 60 Gallon |

H.V.L.P. GRAVITY FEED SPRAY GUNS

- All-purpose gun sprays primers, base coats & clear coats.
- Fully adjustable spray pattern of 6-8".
- Locking pressure regulator with pressure gauge.
- Each Include wall mount hanger, multi-wrench, cleaning brush, socket and fluid filter.



M4710
Hose size: 3/8" ID.
Performance Tool repair kit: M710K.

| Item # | Nozzle | IP | MP | PKG | Paint Cup | Spray Pattern | Avg CFM | Inlet (NPT) | Compressor |
|---------------|--------|----|----|-----|-----------|---------------|---------|-------------|------------|
| M708* | 1.3mm | 1 | 5 | CBX | 700cc | 6-8" | 7-9 | 1/4" | 60 Gallon |
| M4710* | 1.4mm | 5 | 10 | CBX | 600cc | 6-8" | 7-9 | 1/4" | 60 Gallon |
| M710* | 1.5mm | 1 | 5 | CBX | 700cc | 6-8" | 7-9 | 1/4" | 60 Gallon |
| M711* | 1.8mm | 1 | 5 | CBX | 700cc | 6-8" | 7-9 | 1/4" | 60 Gallon |

H.V.L.P. GRAVITY FEED TOUCH UP GUN

- All-purpose gun sprays primers, base coats & clear coats.
- Fully adjustable spray pattern.
- Locking pressure regulator with pressure gauge.
- Includes multi-wrench, cleaning brush, socket and fluid filter.



| Item # | Nozzle | IP | MP | PKG | Paint Cup | Spray Pattern | Avg CFM | Inlet (NPT) | Compressor |
|--------------|--------|----|----|-----|-----------|---------------|---------|-------------|------------|
| M705* | 1.2mm | 1 | 10 | CBX | 2000cc | 3-4" | 3.1 | 1/4" | 5 Gallon |

H.V.L.P. GRAVITY FEED SPRAY GUN ACCESSORIES

M710K
Rebuild kit for Performance Tool Spray Guns.



| Item # | IP | MP | PKG |
|---------------|----|----|-----|
| M710K* | 1 | 20 | BAG |
| M731* | 1 | 20 | WBX |



M731
For Performance Tool items M503, M708, M710 and M711.

H.V.L.P. SIPHON FEED SPRAY GUNS

- All-purpose gun sprays primers, base coats & clear coats.
- Comfortable and easy to use pistol grip handle.
- Built-in regulator with gauge for easy adjusting.

M576DB

Fully adjustable spray pattern of 6-8".



M701

Fully adjustable spray pattern of 6.5".



M702

Separate spray head and reservoir feed hoses.



M577B

1,000 cc replacement paint cup for siphon feed spray guns.

| Item # | Nozzle | IP | MP | PKG | Paint Cup | Spray Pattern | Avg CFM | Inlet (NPT) | Compressor |
|----------------|-----------------|----|----|-----|-----------|---------------|---------|-------------|------------|
| M576DB* | 1.8mm | 1 | 10 | CBX | 1000cc | 8-10" | 8.5-12 | 1/4" | 60 Gallon |
| M577B* | Replacement Cup | 1 | 20 | WBX | 1000cc | - | - | - | - |
| M701* | 1.2mm | 1 | 10 | CBX | 800cc | 6.5" | 2 | 1/4" | 5 Gallon |
| M702* | 1.2mm | 1 | 6 | CBX | 2000cc | 10-12" | 3.5-11 | 1/4" | 20 Gallon |

DUAL ACTION AIR BRUSH KIT

- Dual-action air/paint trigger for maximum control.
- Built-in fluid regulator for adjusting paint volume.
- Stainless steel construction with brass fittings and glass jars.



Airbrush, cap, 3/4oz color jar, 1/4oz color cup, 6ft air hose, air regulator, 2oz mixing jar w/ cap, wrench for brush head.



| Item # | IP | MP | PKG | CFM | PSI | Spray | Air Inlet | Nozzle |
|--------------|----|----|-----|-----|---------|-------------|-----------|--------|
| M676* | 1 | 20 | CBX | 1 | 10 - 35 | 1/16-1-1/4" | 1/4" NPS | .35mm |

PLUGS & CONNECTORS

AIR ACCESSORY SET

- Includes Blow gun, 4" blow gun nozzle, rubber blow gun nozzle, blow gun adapter, dual head chuck, tire gauge, ball chuck, tapered inflation needle, two pin inflation needles, safety nozzle and thread tape.
- 1/4" by 25' PE coil hose
- (2) 1/4" (F) couplers
- (2) 1/4" (F) NPT plugs
- (3) 1/4" (M) NPT plugs
- 1/4" NPT (M) connector
- 1/4" NPT (F) connector



| Item # | IP | MP | PKG |
|--------|-------|----|--------|
| M523* | 22-PC | 6 | 12 DBL |

AIR ACCESSORY SET

- Includes blow gun with 4 nozzles, inflation needle, 120 PSI air gauge, power wire brush, dual tire chuck.
- (2) 1/4" (F) couplers
- (2) 1/4" NPT (F) plugs
- (2) 1/4" NPT (M) plugs
- (2) 1/4" NPT (M) connectors



| Item # | IP | MP | PKG |
|--------|-------|----|--------|
| M611* | 17-PC | 10 | 20 CRD |

PTFE TAPE

- Prevents leaks in plumbing and air lines.
- 1/2" x 22'.



| Item # | IP | MP | PKG |
|--------|----|-----|-----|
| M609C* | 24 | 288 | CRD |

FEMALE BRASS COUPLERS

- Fits industrial (Milton), automotive (Truflate) and aro type fittings.
- One touch design for quick engage and release.
- Brass construction.



| Item # | IP | MP | PKG | Size |
|--------|----|-----|-----|--------------|
| M461* | 6 | 144 | CRD | 1/4" NPT (F) |

BRASS COUPLERS

- Brass construction.

M504C


One touch design for quick engage and release



| Item # | IP | MP | PKG | Size |
|--------|----|-----|-----|--------------|
| M504C* | 10 | 200 | CRD | 1/4" NPT (M) |
| 60613* | 24 | 240 | CRD | 1/4" NPT (F) |

2-PC BRASS PLUG SETS

- M-Type.
- Brass construction.



| Item # | IP | MP | PKG | Size |
|--------|----|-----|-----|--------------|
| M505C* | 24 | 288 | CRD | 1/4" NPT (M) |
| 60611* | 24 | 288 | CRD | 1/4" NPT (M) |
| 60612* | 24 | 288 | CRD | 1/4" NPT (F) |

HOSE COUPLERS

- Fits industrial (Milton), automotive (Truflate) and aro type fittings.
- One touch design for quick engage and release.



| Item # | IP | MP | PKG | Size |
|--------|----|-----|-----|-----------|
| M464* | 6 | 144 | CRD | 1/4" I.D. |
| M465* | 6 | 144 | CRD | 3/8" I.D. |

STEEL COUPLER SETS

- Set includes a NPT (F) coupler, NPT (F) plug and three NPT (M) plugs.
- Steel construction.
- T-Type



| Item # | IP | MP | PKG | Size |
|--------|------|----|-----|--------------|
| M604C* | 5-PC | 12 | 72 | CRD 1/4" NPT |

3-IN-1 AIR CONTROL UNIT

- Air filter, regulator with gauge and lubricator.



| Item # | IP | MP | PKG |
|----------------|----|----|-----|
| M598DB* | 1 | 6 | CBX |

AIR REGULATOR WITH GAUGE

- Inline 1/4" locking pressure regulator with gauge.
- Attaches to all conventional and HVLP spray guns.
- 0-180 PSI.



- Pressure gauge reads up to 160 PSI.
- Brass construction.

| Item # | IP | MP | PKG | Size |
|----------------------|----|-----|-----|------------------------|
| M688* Locking | 10 | 100 | CRD | 1/4 (M) x 1/4" (F) NPT |
| M693* | 10 | 100 | CRD | 1/4 (M) x 1/4" (F) NPT |

OIL & WATER SEPARATOR

- Eliminates moisture for maximum air tool efficiency.
- Removes oil for a clean air spray job.
- 90 PSI maximum.



| Item # | IP | MP | PKG | Size |
|--------------|----|-----|-----|----------|
| M695* | 10 | 100 | CRD | 1/4" NPT |

AIR REGULATOR

- Use at the tool end of the air line for precise regulation.
- Brass construction.



| Item # | IP | MP | PKG | Size |
|--------------|----|-----|-----|------------------------|
| M694* | 10 | 100 | CRD | 1/4 (M) x 1/4" (F) NPT |

BALL VALVE

- Change tools without depressurizing systems.
- High capacity airflow design.
- Brass body with plated steel ball.



| Item # | IP | MP | PKG | Size |
|--------------|----|-----|-----|--------------------|
| M486* | 6 | 144 | CRD | 1/4" NPT (F) X (M) |

ADAPTERS & CONNECTORS

- Brass construction.


M482
Converts 3/8" NPT (M) to 1/4" NPT (M). Brass construction.



M483
Converts 1/4" NPT (M) to 3/8" NPT (M).




M487
Converts 3/8" NPT (M) to 1/2" NPT (M).



M481
Connects 1/4" NPT (F) to 1/4" NPT (F).



M484
Supplies two air tools from one source. 1/4" NPT (F) x 1/4" NPT (M) x 1/4" NPT (F).



| Item # | IP | MP | PKG | Size |
|--------------|----|-----|-----|------------------------|
| M482* | 6 | 144 | CRD | 3/8 (F) X 1/4" NPT (M) |
| M483* | 6 | 144 | CRD | 3/8 (M) X 1/4" NPT (F) |
| M487* | 6 | 144 | CRD | 1/2 (M) X 3/8" NPT (F) |
| M481* | 6 | 144 | CRD | 1/4 (F) X 1/4" NPT (F) |
| M484* | 6 | 144 | CRD | 1/4" NPT (FMF) |

AIR HOSES & REELS

AIR HOSE REELS

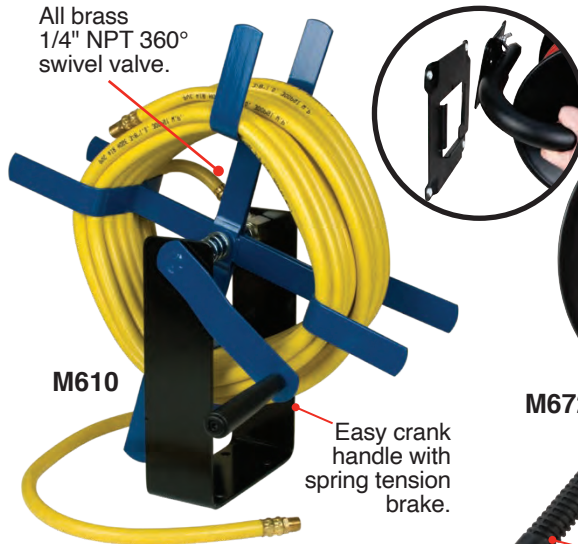
- Heavy gauge steel construction for years of reliable service in the toughest conditions.
- Mounting holes allow for direct mounting to bench top, ceiling or wall.

All brass
1/4" NPT 360°
swivel valve.

Quick - release wall - mount
plate makes it easy to
remove reel for remote use.



M635



M610

Easy crank
handle with
spring tension
brake.



M672

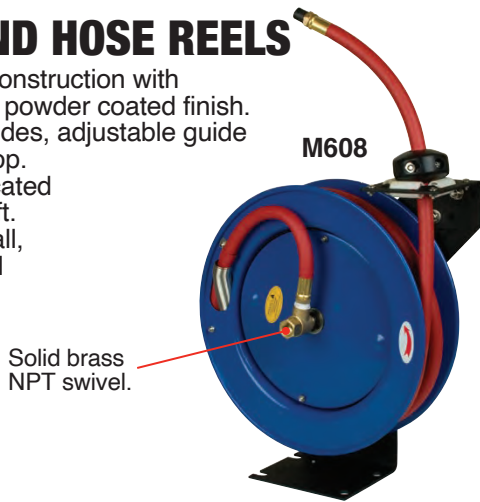
Brass inlet.

Bend restrictor for
extended life.

| Item # | IP | MP | PKG | Reel Capacity | Inlet NPT | Outlet NPT | Hose | | PSI | | W | D | H |
|--------|----|----|-----|------------------|--------------|---------------|------|-----------|------|-------|---------|--------|-----------|
| | | | | | | | ID | Length | Work | Burst | | | |
| M610* | 1 | 1 | CBX | 100' | 1/4" (M) | 1/4" (M) | 3/8" | 50' | 250 | 500 | 10-5/8" | 14" | 12-11/16" |
| M672* | 1 | 1 | CBX | 50' | 1/4" (F) | 1/4" (M) | 3/8" | 50' | 300 | 600 | 10-1/2" | 9-3/4" | 13-1/8" |
| M635* | 1 | 1 | CBX | 50' | 3/8" (F) | 1/4" (F) | | Reel only | | | 10-3/8" | 9-3/8" | 10-7/8" |

AUTO REWIND HOSE REELS

- Heavy duty steel construction with corrosion resistant powder coated finish.
- Four-way roller guides, adjustable guide arm and rubber stop.
- Permanently lubricated all brass main shaft.
- Mounts to floor, wall, ceiling or truck bed



M608

Solid brass
NPT swivel.



M655
65' rubber
air hose

| Item # | IP | MP | PKG | Inlet NPT | Outlet NPT | Hose | | PSI | | W | D | H |
|--------|----|----|-----|--------------|---------------|------|--------|------|-------|---------|---------|-----------|
| | | | | | | ID | Length | Work | Burst | | | |
| M608* | 1 | 1 | CBX | 3/8" (F) | 1/4" (M) | 3/8" | 25' | 300 | 750 | 14" | 10-5/8" | 12-11/16" |
| M619* | 1 | 1 | CBX | 3/8" (F) | 1/4" (M) | 3/8" | 50' | 300 | 750 | 16-3/4" | 7-1/2" | 17-3/4" |
| M655* | 1 | 1 | CBX | 1/4" (F) | 1/4" (M) | 3/8" | 65' | 300 | 600 | 16-1/2" | 6-3/8" | 18-1/2" |

RECOIL AIR HOSE

- 1/4" NPT with spring guards.
- 200 PSI working pressure.



| Item # | IP | MP | PKG | Inlet NPT | Outlet NPT | Hose | | PSI Work |
|--------|----|----|-----|--------------|---------------|------|--------|-------------|
| | | | | | | ID | Length | |
| M602P* | 1 | 40 | BAG | 1/4" (M) | 1/4" | 1/4" | 25' | 200 |

BLK: Bulk | CAS: Storage Case | CBX: Color Box | CRD: Carded | CLM: Clamshell | DBL: Double Blister
LAB: Color Label | RAC: Storage Rack | SHK: Shrink Wrap | SLV: Sleeve | TAB: Hang Tab | WBX: White Box

AUTO REWIND HOSE REEL WITH HYBRID HOSES

- Retractable reel with fully enclosed case.
- Automatic roller guide ensures smooth and even recoil.
- Extremely flexible blend of rubber and PVC.
- Adjustable rubber stop.



Bend restrictors at each end for long life.



1/4" NPT brass male fittings.

| Item # | | IP | MP | PKG | Inlet NPT | Outlet NPT | Hose ID | Hose Length | PSI Work | PSI Burst |
|--------------|----------|----|----|-----|-----------|------------|---------|-------------|----------|-----------|
| M613* | Reel | 1 | 2 | CBX | 1/4" | 1/4" | 3/8" | 50' | 300 | 900 |
| M628* | 25' Hose | 1 | 10 | CLB | (M) | (M) | 3/8" | 25' | 300 | 900 |
| M617* | 50' Hose | 1 | 3 | CBX | | | 3/8" | 50' | 300 | 900 |

RUBBER AIR HOSES

- Rubber air hose with polyester yarn reinforcement is used for a wide range of commercial and industrial applications.
- Features a class C oil, solvent, weather and abrasion resistant outer coating tough conditions.
- Remains flexible from -20 to +165 degrees Fahrenheit (-29 to 74 C).



1/4" I.D.

Bend restrictors at each end for long life.

| Item # | | IP | MP | PKG | Inlet NPT | Outlet NPT | Hose ID | Hose Length | PSI Work | PSI Burst |
|---------------|-------|----|----|-----|-----------|------------|---------|-------------|----------|-----------|
| M606* | Red | 1 | 12 | LAB | 1/4" (M) | 1/4" | 1/4" | 25' | 300 | 800 |
| M665* | Red | 1 | 10 | SLV | 1/4" (M) | 3/8" | 3/8" | 25' | 300 | 900 |
| M667* | Red | 1 | 5 | SLV | 1/4" (M) | 3/8" | 3/8" | 50' | 300 | 900 |
| M601P* | Black | 1 | 8 | SHK | 1/4" (M) | 3/8" | 3/8" | 25' | 300 | 600 |
| M603P* | Black | 1 | 5 | SHK | 1/4" (M) | 3/8" | 3/8" | 50' | 300 | 600 |



HOSE REPAIR KITS

- Brass construction.
- 1/4" NPT (M).

M479
3/8" I.D.



| Item # | IP | MP | PKG | |
|--------------|----|-----|-----|-----------|
| M478* | 6 | 144 | CRD | 1/4" I.D. |
| M479* | 6 | 144 | CRD | 3/8" I.D. |

Kits include 1 hose splicer, 2 hose ends and 4 hose clamps.

HOSE MENDERS

- Brass construction.



| Item # | IP | MP | PKG | |
|--------------|----|-----|-----|-----------|
| M476* | 6 | 144 | CRD | 1/4" I.D. |
| M477* | 6 | 144 | CRD | 3/8" I.D. |


M476

AIR TANKS & ACCESSORIES

PORTABLE AIR TANKS

- Lightweight, portable with handle for easy transport.
- Safety pressure bypass valve with manual override.
- On/off air adjustment dial.
- Industrial grade air hose with standard tire air chuck.
- 125 PSI maximum.

| Item # | IP | MP | PKG | Capacity |
|----------------|----|----|-----|----------|
| W10005* | 1 | 1 | CBX | 5 Gal |
| W10011* | 1 | 1 | CBX | 11 Gal |



3-PC REPAIR KIT


- Air tank gauge (W10055) easy to read two color gauge. 0 to 200 PSI.
- Air tank manifold (W10056) made of brass construction.
- 4' Air hose (W10057) with tire chuck with 1/4" (F) NPT tire chuck.

| Item # | IP | MP | PKG | Item # | IP | MP | PKG | | |
|----------------|------------|----|-----|----------------|----------------|----------|-----|-----|-----|
| | 3-PC | | | W10055* | Gauge | 12 | 72 | CRD | |
| W10058* | Repair Kit | 12 | 48 | CRD | W10056* | Manifold | 12 | 72 | CRD |
| | | | | W10057* | 4' Hose | 12 | 72 | CRD | |



AIR BLOW GUNS

- Rubber tip prevents scratching or sparking.
- 1/4" female NPT air inlet.



Angled tip extends from 16 to 24"

| Item # | IP | MP | PKG | Contents | |
|---------------|----------|----|-----|----------|---|
| M524* | 7-PC | 6 | 48 | CRD | Includes safety nozzle, 4" nozzle, rubber tip, tapered nozzle, inflation needle and adapter |
| M586C* | 2-PC | 12 | 36 | CRD | Includes safety tip and rubber nozzle |
| M518* | Extended | 6 | 48 | DBL | Includes 24" telescoping nozzle |



BLOW GUN TIP

- Rubber tip prevents scratching and sparking.
- Built in shutoff.
- Bend tip to operate.
- 1/4" female NPT air inlet.



| Item # | IP | MP | PKG |
|--------------|----|-----|-----|
| M519* | 6 | 144 | CRD |

POCKET BLOW GUN

- Adjustable air pressure knob.
- Non-slip knurled grip.
- Convenient pocket clip.



| Item # | IP | MP | PKG |
|--------------|----|-----|-----|
| M522* | 6 | 144 | CRD |

INLINE BLOW GUN

- Fits permanently between hose and coupler.
- Natural angle, compact and durable.
- No need to disconnect.



| Item # | IP | MP | PKG |
|--------------|----|-----|-----|
| M685* | 12 | 144 | BLK |

3-PC ANGLED AIR BLOW GUN

- Comfort grip handle.
- 3" extension nozzle, comfort grip handle, quick connect coupler.



| Item # | IP | MP | PKG |
|--------------|----|----|-----|
| M686* | 6 | 24 | CRD |

4 IN. ANGLED AIR BLOW GUN

- Insulated fiberglass reinforced nylon grip.
- Contoured handle for better control.
- 4" long barrel angled at 15 degrees.
- Brass air flow valve.

| Item # | IP | MP | PKG |
|--------------|----|----|-----|
| M687* | 6 | 36 | CRD |



AIR TOOLS

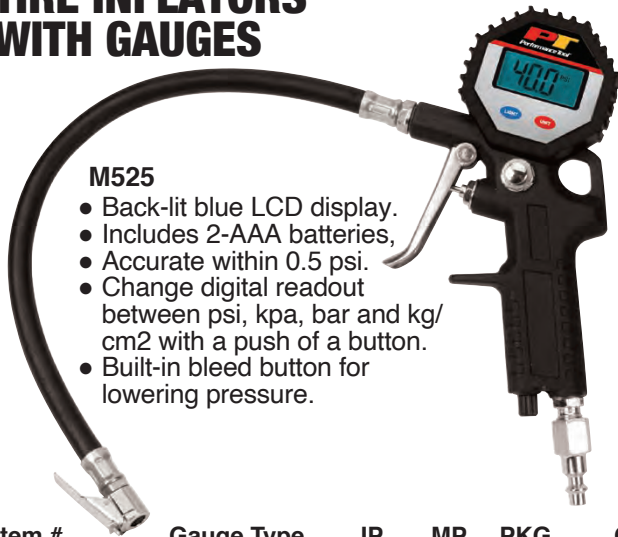
PT BLASTER TIRE BEAD SEATER

- Perfect for cars, trucks, 4x4, ATV, tractors and lawn equipment.
- Portable, no need for larger stationary equipment.
- Heavy duty ball valve on both air inlet and exhaust port.
- Designed to seat tires on the bead simply, safe, and fast.
- Works on wheel sizes up to 24.5".



| Item # | IP | MP | PKG | Capacity |
|----------------|----|----|-----|----------|
| W10012* | 1 | 1 | CBX | 5 Gallon |

TIRE INFLATORS WITH GAUGES



- M525**
- Back-lit blue LCD display.
 - Includes 2-AAA batteries.
 - Accurate within 0.5 psi.
 - Change digital readout between psi, kpa, bar and kg/cm2 with a push of a button.
 - Built-in bleed button for lowering pressure.



- M585DB**
- Protective sleeve over dial tube.



| Item # | Gauge Type | IP | MP | PKG | PSI Gauge | Inlet (NPT) | Hose Length |
|----------------|------------|----|----|-----|------------|-------------|-------------|
| M521* | Dial | 6 | 48 | CRD | 10-170 PSI | 1/4" | 14" |
| M525* | Digital | 6 | 24 | CRD | 0-150 PSI | 1/4" | |
| M585DB* | Bar | 1 | 40 | CRD | 10-120 PSI | 1/4" | 12" |

- M521**
- Push button air release valve.
 - 14" hose with clip on chuck.

DUAL HEAD TIRE CHUCKS

- 1/4" female NPT.
- Extended chuck for hard to reach valves.
- Angled head can inflate either side.



| Item # | IP | MP | PKG |
|---------------|----|----|-----|
| M517* | 12 | 72 | CRD |
| 60605* | 12 | 72 | CRD |

BALL FOOT AIR CHUCKS

- Locking clip design.
- Built-in shut off valve.
- 1/4" female NPT air inlet.



| Item # | IP | MP | PKG |
|--------------|----|-----|-----|
| M520* | 6 | 144 | CRD |

BALL FOOT AIR CHUCKS

- 1/4" female NPT air inlet.
- Brass construction.



| Item # | IP | MP | PKG |
|---------------|----|-----|-----|
| M516C* | 20 | 200 | CRD |
| 60606* | 20 | 200 | CRD |

TANK VALVE

- Use with compressed air tanks.
- Do not exceed maximum PSI.



| Item # | IP | MP | PKG |
|---------------|----|-----|-----|
| 60505* | 12 | 144 | CRD |

TOOL TABLE - YELLOW

PROJECT PRO™

- Fast selling items.
- 3 price points, color coded packaging.
- Small and Large footprint merchandisers available.



2012 Small Rack
36" L x 30" W x 36" H



2011 Lower Basket
48" L x 30" W x 7.5" H



2-PC STUBBY SCREWDRIVER SET



1100*
IP: 4
MP: 48

6-PC JEWELERS SCREWDRIVER SET



1101*
IP: 4
MP: 24

4-PC HOOK & PICK SET



1103*
IP: 4
MP: 24

5 IN. LONG NOSE PLIERS



1105*
IP: 4
MP: 24

6 IN. SLIP JOINT PLIERS



1106*
IP: 4
MP: 24

1-1/4 IN. FLEXIBLE PUTTY KNIFE



1107*
IP: 4
MP: 48

3 IN. PUTTY KNIFE



1108*
IP: 4
MP: 48

4 IN. RETRACTABLE SAFETY SCRAPER



1109*
IP: 4
MP: 48

RETRACTABLE UTILITY KNIFE



1110*
IP: 4
MP: 24

6-PC SNAP-OFF KNIFE SET



1111*
IP: 4
MP: 24

MINI HACKSAW WITH BLADES



1112*
IP: 4
MP: 24

2-PC FILE SET



1114*
IP: 4
MP: 24

12 PACK DUST MASKS



1115*
IP: 4
MP: 24

PARTS CLEANING BRUSH



1116*
IP: 4
MP: 24

12-PC ACID BRUSHES



1117*
IP: 4
MP: 48

2-PC PAINT BRUSH SET



1119*
IP: 4
MP: 24

10-PC ARTIST BRUSH SET




1120*
IP: 4
MP: 48

3-PC WIRE BRUSH SET



1121*
IP: 4
MP: 24

50 FT. POLYPROPYLENE ROPE



1122*
IP: 4
MP: 24

3-PC STRETCH CORDS



1123*
IP: 4
MP: 24

MAGNETIC PICKUP TOOL



1124*
IP: 4
MP: 48

TELESCOPING INSPECTION MIRROR



1125*
IP: 4
MP: 48

3-PC MAGNIFYING GLASS SET



1126*
IP: 4
MP: 24

SAFETY GLASSES



1127*
IP: 4
MP: 24

8 OZ. WOOD HANDLE RUBBER MALLET



1129*
IP: 4
MP: 24

12 IN. CUSHION GRIP TAPE MEASURE



1131*
IP: 4
MP: 24

5-PC COLORED ELECTRICAL TAPE



1135*
IP: 4
MP: 48

3-PC ELECTRICAL TAPE - BLACK



1136*
IP: 4
MP: 48

2-PC PTFE TAPE



1137*
IP: 4
MP: 48

WOOD SCREW ASSORTMENT



1139*
IP: 4
MP: 48

SHEET METAL SCREW ASSORTMENT



1140*
IP: 4
MP: 48

6-PC 1-1/4 IN. PLASTIC SPRING CLAMP SET



1141*
IP: 4
MP: 24

3 IN. C-CLAMP



1142*
IP: 4
MP: 24

4-PC PLASTIC FUNNELS



1144*
IP: 4
MP: 24

DIAL TYPE TIRE PRESSURE GAUGE



1145*
IP: 4
MP: 48

2-PC 2 IN. STICK-ON BLIND SPOT MIRROR



1146*
IP: 4
MP: 48

MINI SUCTION CUP



1147*
IP: 4
MP: 48

3-PC MAGNETIC KEY HOLDERS



1148*
IP: 4
MP: 24

3-PC CARABINER SET



1149*
IP: 4
MP: 48

20-PC AUTO FUSE ASSORTMENT



1150*
IP: 4
MP: 48

4-PC PICK SET



1153*
IP: 4
MP: 24

2-PC PLASTIC CALIPER SET



1155*
IP: 4
MP: 48

3 IN. COLLAPSIBLE FUNNEL



1156*
IP: 6
MP: 48

HIDE-A-KEY ROCK



1157*
IP: 4
MP: 24

8-PK HEAVY DUTY GLUE STICKS



1159*
IP: 6
MP: 48

TOOL TABLE - YELLOW/RED

4-PK PERMANENT MARKERS



1160*
IP: 6
MP: 48

4-PK 2 IN. IMPACT DRIVER BITS



1161*
IP: 6
MP: 48

POLYCARBONATE BLACK SUNGLASSES



1162*
IP: 4
MP: 24

ADHESIVE DASH GRIP PAD



1166*
IP: 6
MP: 48

RFID RESISTANT ALUMINUM WALLET



1167*
IP: 6
MP: 48

PACKING TAPE 1.88 IN. X 55 YARDS




1168*
IP: 4
MP: 48

9-PC HEX KEY SET SAE



1400*
IP: 4
MP: 24

9-PC HEX KEY SET MET




1401*
IP: 4
MP: 24

9-PC FOLDING SAE HEX KEY SET



1402*
IP: 4
MP: 24

8 IN ADJUSTABLE WRENCH



1404*
IP: 4
MP: 24

5-PC COMBINATION SAE WRENCH SET



1405*
IP: 4
MP: 24

5-PC COMBINATION MET WRENCH SET




1406*
IP: 4
MP: 24

3/8 IN. DR. RATCHET



1407*
IP: 4
MP: 24

3-PC 3/8 IN. DR. EXTENSION SET



1408*
IP: 4
MP: 24

7-PC 1/4 IN. DR. SOCKET SET



1409*
IP: 4
MP: 24

3-PC 3/8 IN. DR. SPARK PLUG SOCKET SET



1410*
IP: 4
MP: 24

8-PC 3/8 IN. DR. MET SOCKET SET



1412*
IP: 4
MP: 24

25-PC MAGNETIC T-BAR DRIVER SET



1413*
IP: 4
MP: 24

10-PC POWER BIT SET




1414*
IP: 4
MP: 24

33-PC BIT SET



1415*
IP: 4
MP: 24

16-PC STAR BIT SET



1416*
IP: 4
MP: 24

2-WAY RATCHET




1417*
IP: 4
MP: 24

RATCHETING BIT SCREWDRIVER W/6 BITS



1418*
IP: 4
MP: 24

6-PC SCREWDRIVER SET WITH STORAGE RACK



1419*
IP: 4
MP: 24

6-PC MINI STUBBY SCREWDRIVER SET



1420*
IP: 4
MP: 48

6-PC PRECISION SCREWDRIVER SET



1421*
IP: 4
MP: 24

16-PC PRECISION SCREWDRIVER SET



1422*
IP: 4
MP: 24

6-PC LONG REACH SCREWDRIVER SET



1423*
IP: 4
MP: 24

6-1/2 IN. LONG NOSE LOCKING PLIERS



1424*
IP: 4
MP: 24

10 IN. CURVED JAW LOCKING PLIERS



1426*
IP: 4
MP: 24

8 IN. LONG NOSE PLIERS



1428*
IP: 4
MP: 24

7 IN. DIAGONAL CUTTING PLIERS



1429*
IP: 4
MP: 24

8 IN. LINESMAN PLIERS



1430*
IP: 4
MP: 24

11 IN. LONG REACH PLIERS



1432*
IP: 4
MP: 24

11 IN. LONG REACH PLIERS - BENT TIP



1433*
IP: 4
MP: 24

2-PC 6 IN. PLIER SET



1434*
IP: 4
MP: 24

5-PC SNAP RING PLIER SET



1435*
IP: 4
MP: 24

REVOLVING LEATHER PUNCH



1436*
IP: 4
MP: 24

AVIATION TIN SNIP - STRAIGHT CUT



1437*
IP: 4
MP: 24

MINI MULTIFUNCTION TOOL



1438*
IP: 4
MP: 48

50-PC UTILITY KNIFE BLADES



1439*
IP: 4
MP: 24

13-PC HOBBY KNIFE SET



1440*
IP: 4
MP: 24

TUBULAR FRAME HACKSAW




1441*
IP: 4
MP: 24

CLOSE QUARTERS HACKSAW



1442*
IP: 4
MP: 24

12-PC HACKSAW BLADE SET



1443*
IP: 4
MP: 48

16 IN. HAND SAW



1445*
IP: 4
MP: 24

6-PC 6 IN. FILE SET



1446*
IP: 4
MP: 24

2-PC SCISSORS SET



1448*
IP: 4
MP: 48

3-PC 9 IN. BRUSH SET



1449*
IP: 4
MP: 24

2-PC WOOD HANDLE WIRE BRUSH



1450*
IP: 4
MP: 24

12-PC LONG HANDLE ARTIST BRUSH



1451*
IP: 4
MP: 24

5-PC POLYESTER PAINT BRUSH SET



1452*
IP: 4
MP: 24

RATCHETING TIE DOWN



1453*
IP: 4
MP: 24

10-PC STRETCH CORD SET




1455*
IP: 4
MP: 24

DRILL PUMP



1456*
IP: 4
MP: 24

13-PC HSS DRILL BIT SET



1459*
IP: 4
MP: 24

TOOL TABLE - RED

5-PC HOLE SAW SET



1460*
IP: 4
MP: 24

10-PC MOUNTED STONE SET



1461*
IP: 4
MP: 24

3-PC ROTARY WIRE BRUSH SET



1462*
IP: 4
MP: 24

WIRE WHEEL SET



1463*
IP: 4
MP: 24

16 OZ. WOOD HANDLE CLAW HAMMER



1464*
IP: 4
MP: 24

16 OZ. WOOD HANDLE BALL PEIN HAMMER



1465*
IP: 4
MP: 24

32 OZ. WOOD HANDLE RUBBER Mallet



1466*
IP: 4
MP: 16

NON-SLIP TOOL BOX DRAWER LINER



1468*
IP: 4
MP: 24

31 IN. CABLE LOCK



1470*
IP: 4
MP: 24

13 IN. TOOL BAG



1472*
IP: 4
MP: 24

LATEX COATED GLOVES



1473*
IP: 4
MP: 24

25 FT. CUSHION GRIP TAPE MEASURE



1474*
IP: 4
MP: 24

CAUTION TAPE 300 FT. ROLL



1475*
IP: 4
MP: 24

2-PC SQUARE SET



1477*
IP: 4
MP: 24

MIRROR & MAGNETIC PICKUP TOOL SET



1478*
IP: 4
MP: 48

2-PC PICKUP TOOL SET



1479*
IP: 4
MP: 48

TIRE REPAIR KIT



1480*
IP: 4
MP: 24

4-PC AIR TOOL COUPLER SET



1481*
IP: 4
MP: 48

150-PC CABLE TIES



1482*
IP: 4
MP: 24

60-PC ELECTRICAL CRIMPER SET



1483*
IP: 4
MP: 48

60-PC ELECTRICAL TERMINAL SET



1484*
IP: 4
MP: 48

SOLDERING IRON



1485*
IP: 4
MP: 24

AUTOMOTIVE CIRCUIT TESTER



1486*
IP: 4
MP: 24

25-PC AUTO FUSE KIT



1488*
IP: 4
MP: 48

30-PC MINI FUSE SET



1489*
IP: 4
MP: 48

80-PC O-RING ASSORTMENT



1490*
IP: 4
MP: 24

3-PC C-CLAMP SET



1491*
IP: 4
MP: 24

CAR DUSTER



1495*
IP: 4
MP: 24

15-PC PAINT BRUSH SET



1496*
IP: 4
MP: 24

12-PC UTILITY KNIFE SET



1498*
IP: 4
MP: 24

7-PC TWEEZERS SET



1499*
IP: 4
MP: 24

SAFETY GLASSES & EARPLUG COMBO



1500*
IP: 4
MP: 24

5-PC BRUSH SET




1502*
IP: 4
MP: 24

3-PC POWER DRIVE ADAPTERS




1503*
IP: 4
MP: 24

8-PC STORAGE HOOKS



1507*
IP: 4
MP: 24

2-PC JUMBO WIRE TIES



1511*
IP: 12
MP: 72

2-PC SCRAPER SET



1512*
IP: 12
MP: 48

3-PC SOFT GRIP MINI BRUSH SET



1513*
IP: 6
MP: 24

2-IN-1 TRUNK ORGANIZER




1515*
IP: 4
MP: 24

12-PK GLOWING BALL BUNGIES



1516*
IP: 4
MP: 24

TAPE GUN W/PACKING TAPE



1518*
IP: 4
MP: 24

See 1168
for packing
tape

10 IN. TIRE & WHEEL BRUSH



1519*
IP: 4
MP: 24

6 IN MULTI-USE HAND WIRE BRUSH



1520*
IP: 4
MP: 24

WIRELESS LIGHTED SWITCHPLATE



1522*
IP: 4
MP: 24

16-PC DRILL ADAPTER & BIT SET



1523*
IP: 4
MP: 24

SLIP-ON SHOE ICE GRIPS



1524*
IP: 4
MP: 24

2 IN. WATER RESISTANT LOCK



1526*
IP: 4
MP: 24

WINDOW MOUNT CELL PHONE HOLDER



1527*
IP: 4
MP: 24

90° POST & CORNER LEVEL



1528*
IP: 4
MP: 24

120Z FIBERGLASS CLAW HAMMER



1529*
IP: 4
MP: 24

PROJECT PRO™

13-PC BALL END SAE HEX KEY SET



1900*
IP: 4
MP: 24

13-PC BALL END MET HEX KEY SET



1901*
IP: 4
MP: 24

2-PC STRAP WRENCH SET



1903*
IP: 4
MP: 24

1/2 IN. DR. RATCHET



1904*
IP: 4
MP: 24

10-PC 1/2 IN. DR. MET SOCKET SET



1906*
IP: 4
MP: 24

TOOL TABLE - BLUE

22-PC 1/4 IN. DR. SOCKET SET



1907*
IP: 4
MP: 24

21-PC OFFSET RATCHETING DRIVER SET



1908*
IP: 4
MP: 24

10-PC SCREWDRIVER SET



1909*
IP: 4
MP: 24

7-PC SAE NUT DRIVER SET



1910*
IP: 4
MP: 24

3-PC PRY BAR SET



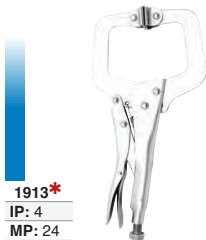
1911*
IP: 4
MP: 24

5-PC SCRAPER & AWL SET



1912*
IP: 4
MP: 24

11 IN. LOCKING C-CLAMP PLIERS



1913*
IP: 4
MP: 24

2-PC LOCKING PLIER SET



1914*
IP: 4
MP: 24

3-PC PLIER SET



1916*
IP: 4
MP: 24

4-PC MINI PLIER SET



1917*
IP: 4
MP: 24

12 IN. BOLT CUTTER



1919*
IP: 4
MP: 24

5-PC SCISSORS SET



1922*
IP: 4
MP: 24

4-PC FILE SET



1923*
IP: 4
MP: 24

4-PC WOOD CHISEL SET



1924*
IP: 4
MP: 24

HEAVY DUTY HACKSAW



1925*
IP: 4
MP: 24

2-PC CAMBUCKLE TIEDOWN SET



1927*
IP: 4
MP: 24

2-PC RATCHET TIEDOWN SET



1928*
IP: 4
MP: 16

10-PC STRETCH CORD SET



1929*
IP: 4
MP: 16

14 FT. EMERGENCY TOW ROPE



1930*
IP: 4
MP: 24

20-PC DRUM SANDING SET



1932*
IP: 4
MP: 24

134-PC ROTARY TOOL ACCESSORY SET



1933*
IP: 4
MP: 24

20 OZ. FRAMING HAMMER



1934*
IP: 4
MP: 24

Fiberglass handle

2 LB. SLEDGE HAMMER



1935*
IP: 4
MP: 12

Fiberglass handle

1 LB. DEAD BLOW HAMMER



1936*
IP: 4
MP: 24

7-PC PUNCH & CHISEL SET



1937*
IP: 4
MP: 24

KNEE PADS



1938*
IP: 4
MP: 8

15 IN. WIDE-MOUTH TOOL BAG



1939*
IP: 4
MP: 24

BUCKET ORGANIZER



1940*
IP: 4
MP: 24

2-PC CUSHION GRIP TAPE MEASURE SET



1941*
IP: 4
MP: 24

150 FT. OPEN REEL TAPE MEASURE




1942*
IP: 4
MP: 24

1,000-PC CABLE TIES



1943*
IP: 4
MP: 16

RIVET GUN WITH 40 RIVETS



1944*
IP: 4
MP: 24

3-WAY STAPLE GUN



1945*
IP: 4
MP: 24

MIRROR & HD MAGNETIC PICKUP TOOL SET



1946*
IP: 4
MP: 24

13-PC HARMONIC BALANCER PULLER



1947*
IP: 4
MP: 24

BATTERY JUMPER CABLES



1948*
IP: 4
MP: 24

6 OUTLET POWER STRIP



1949*
IP: 4
MP: 24

40-PC SOCKET SET



1950*
IP: 1
MP: 6

44-PC SCREWDRIVER SET



1951*
IP: 4
MP: 24

84-PC RATCHETING DRIVER SET



1952*
IP: 1
MP: 6

9-PC STAR BIT SOCKET SET




1955*
IP: 4
MP: 24

4-PC TUNE-UP SET



1957*
IP: 4
MP: 24

6-PC LIGHTED INSPECTION TOOL SET



1958*
IP: 4
MP: 24

3-PACK MAGNETIC TRAYS



1959*
IP: 4
MP: 24

2-PC POCKET KNIFE SET



1960*
IP: 4
MP: 24

LIGHTED TWEEZERS



1962*
IP: 4
MP: 24

3-PC TELESCOPING TOOL KIT



1969*
IP: 4
MP: 24

15-PC ASSORTED PAINT BRUSHES



1973*
IP: 4
MP: 24

3-PC EYE, EAR & NOSE SAFETY KIT



1974*
IP: 4
MP: 24

12 LED WORK LIGHT



1975*
IP: 4
MP: 24

3-PK FOLDING UTILITY KNIVES



1976*
IP: 6
MP: 24

35 IN. EXTENDED REACH GRABBER



1977*
IP: 4
MP: 24

14 IN. FOLDING LUG WRENCH



1978*
IP: 4
MP: 16

6-PK RUBBER STRAPS



1979*
IP: 4
MP: 24

8-PC HOOK & PICK SET



1980*
IP: 4
MP: 24

LED HEADLAMP & FLASHLIGHT KIT



1981*
IP: 4
MP: 24

40-WATT HEAVY DUTY GLUE GUN



See 1159 for glue sticks

1982*
IP: 4
MP: 24

SOLDIER PACK DISPLAYS

SOLDIER PACKS

- Angled informational panel.
- Bulk and pegable items.
- Lower quantities- higher inventory turns.
- Two compact sizes available.



Large footprint
10 x 6-1/2"



Small footprint
6-5/8 x 6-1/2"



MAGNETIC PICKUP TOOL



3 lbs.

| Item # | IP | MP | PKG |
|--------|----|----|-----|
| W9100* | 15 | 90 | BLK |

MAGNETIC PICKUP TOOL



8 lbs.

| Item # | IP | MP | PKG |
|--------|----|----|-----|
| W9101* | 12 | 72 | BLK |

LIGHTED MAGNETIC PICKUP



| Item # | IP | MP | PKG |
|--------|----|----|-----|
| W9102* | 12 | 72 | BLK |

INSPECTION MIRROR



| Item # | IP | MP | PKG |
|--------|----|----|-----|
| W9103* | 12 | 72 | BLK |

TIRE PRESSURE GAUGE



10 to 50 PSI range

| Item # | IP | MP | PKG |
|--------|----|----|-----|
| W9104* | 12 | 72 | BLK |

TIRE PRESSURE GAUGE



1 to 60 PSI range

| Item # | IP | MP | PKG |
|--------|----|----|-----|
| W9105* | 12 | 48 | BLK |

TIRE PRESSURE GAUGE



1 to 100 PSI range

| Item # | IP | MP | PKG |
|--------|----|----|-----|
| W9106* | 6 | 24 | BLK |

TIRE PRESSURE GAUGE



| Item # | IP | MP | PKG |
|--------|----|----|-----|
| W9107* | 4 | 24 | CRD |

8 IN. ADJUSTABLE WRENCH



| Item # | IP | MP | PKG |
|--------|----|----|-----|
| W9108* | 6 | 36 | BLK |

2-IN-1 MAGNETIC PICKUP/MIRROR



3 lbs.

| Item # | IP | MP | PKG |
|--------|----|----|-----|
| W9109* | 12 | 72 | BLK |

DUAL DRIVE RATCHET



1/4" and 3/8" drive

| Item # | IP | MP | PKG |
|--------|----|----|-----|
| W9111* | 6 | 36 | BLK |

DUAL DRIVE RATCHET



3/8" and 1/2" drive

| Item # | IP | MP | PKG |
|--------|----|----|-----|
| W9112* | 6 | 36 | BLK |

DUAL DRIVE RATCHET



1/4" and 3/8" drive

| Item # | IP | MP | PKG |
|--------|----|----|-----|
| W9113* | 6 | 36 | BLK |

MAGNETIC PICKUP TOOL



16 lbs.

| Item # | IP | MP | PKG |
|--------|----|----|-----|
| W9115* | 12 | 72 | BLK |

DUAL DRIVE FLEX HEAD RATCHET



1/4" and 3/8" drive

| Item # | IP | MP | PKG |
|--------|----|----|-----|
| W9116* | 6 | 36 | BLK |

FLEXIBLE MAGNETIC RETRIEVER



1.5 lbs.

| Item # | IP | MP | PKG |
|--------|----|----|-----|
| W9117* | 12 | 72 | BLK |

OFFSET RATCHET



3/8" drive

| Item # | IP | MP | PKG |
|--------|----|----|-----|
| W9118* | 6 | 36 | BLK |

EXTENDED REACH RAZOR SCRAPER



| Item # | IP | MP | PKG |
|--------|----|----|-----|
| W9121* | 6 | 36 | BLK |

23-PC BIT & SOCKET SET

Includes offset ratchet and driver.



| Item # | IP | MP | PKG |
|--------|----|----|-----|
| W9122* | 4 | 24 | BLK |

2 IN. JR. JUMBO INSPECTION MIRROR



| Item # | IP | MP | PKG |
|--------|----|----|-----|
| W9124* | 8 | 48 | BLK |

EXTENDABLE RATCHET



3/8" drive

| Item # | IP | MP | PKG |
|--------|----|----|-----|
| W9125* | 6 | 36 | BLK |

1/4 IN. DR. MINI RATCHET W/BITS



| Item # | IP | MP | PKG |
|--------|----|----|-----|
| W9127* | 4 | 24 | BLK |

RATCHETNG BIT DRIVER



| Item # | IP | MP | PKG |
|--------|----|----|-----|
| W9128* | 6 | 36 | BLK |

3.5 IN. JUMBO INSPECTION MIRROR



| Item # | IP | MP | PKG |
|--------|----|----|-----|
| W9141* | 4 | 24 | BLK |

9-PC SAE HEX KEY SET



| Item # | IP | MP | PKG |
|--------|----|----|-----|
| W9132* | 6 | 36 | CRD |

10-PC STAR KEY SET

Tamper resistant



| Item # | IP | MP | PKG |
|--------|----|----|-----|
| W9134* | 6 | 36 | CRD |

SOLDIER PACK DISPLAYS

9-PC SAE HEX KEY SET



| Item # | IP | MP | PKG |
|--------|----|----|-----|
| W9135* | 4 | 24 | DBL |

9-PC METRIC HEX KEY SET



| Item # | IP | MP | PKG |
|--------|----|----|-----|
| W9136* | 4 | 24 | DBL |

9-PC STAR KEY SET

Tamper resistant



| Item # | IP | MP | PKG |
|--------|----|----|-----|
| W9137* | 4 | 24 | DBL |

BACK SCRATCHER PICKUP TOOL



| Item # | IP | MP | PKG |
|--------|----|----|-----|
| W9144* | 9 | 54 | BLK |

9-PC PRECISION BIT DRIVER

Phillips and slotted bits



| Item # | IP | MP | PKG |
|--------|----|----|-----|
| W9147* | 6 | 36 | DBL |

9-PC PRECISION BIT DRIVER

Star bits



| Item # | IP | MP | PKG |
|--------|----|----|-----|
| W9148* | 6 | 36 | DBL |

MAGNETIC TRAY



4-1/4" diameter

| Item # | IP | MP | PKG |
|--------|----|----|-----|
| W9155* | 5 | 30 | BLK |

MINI RAZOR SCRAPER



| Item # | IP | MP | PKG |
|--------|----|----|-----|
| W9158* | 8 | 48 | BLK |

3-IN-1 LASER POINTER PEN



| Item # | IP | MP | PKG |
|--------|----|----|-----|
| W9168* | 15 | 90 | BLK |

38-PC RATCHET SCREWDRIVER SET

Includes 36 popular bits.



| Item # | IP | MP | PKG |
|--------|----|----|-----|
| W9159* | 4 | 24 | CAS |

LED SCREWDRIVER



Bits: #1, #2, 3/16, 1/4"

| Item # | IP | MP | PKG |
|--------|----|----|-----|
| W9161* | 12 | 72 | BLK |

4-IN-1 PRECISION SCREWDRIVER

Phillips #0 and #1, slotted 5/32" and 1/8".



| Item # | IP | MP | PKG |
|--------|----|----|-----|
| W9174* | 16 | 96 | BLK |

18-PC PRECISION BIT DRIVER

Phillips, slotted, star, hex and pozi bits.



| Item # | IP | MP | PKG |
|--------|----|----|-----|
| W9169* | 4 | 24 | CAS |

15-PC HOBBY KNIFE SET



| Item # | IP | MP | PKG |
|--------|----|----|-----|
| W9170* | 4 | 24 | CAS |

21-PC UTILITY KNIFE SET



| Item # | IP | MP | PKG |
|--------|----|----|-----|
| W9171* | 4 | 24 | CAS |

67-PC BIT SET

Phillips, pozi, square, slotted, star, Metric and SAE hex.



| Item # | IP | MP | PKG |
|--------|----|----|-----|
| W9172* | 4 | 24 | CAS |

23-PC TOOL SET

Includes 12 popular bits & 8 popular 1/4" dr sockets.



| Item # | IP | MP | PKG |
|--------|----|----|-----|
| W9173* | 4 | 24 | CAS |

33-PC PRECISION SCREWDRIVER SET

Includes slotted phillips, pozi, star & hex bits.



| Item # | IP | MP | PKG |
|--------|----|----|-----|
| W9178* | 4 | 24 | CAS |

13-PC IMPACT DRIVER BIT SET

Impact grade S2 steel with black phosphate finish.



| Item # | IP | MP | PKG |
|--------|----|----|-----|
| W9179* | 4 | 24 | CAS |

RIGID SCRAPER



| Item # | IP | MP | PKG |
|--------|----|----|-----|
| W9181* | 6 | 36 | BLK |

6-IN-1 PAINTER'S SCRAPER



| Item # | IP | MP | PKG |
|--------|----|----|-----|
| W9183* | 6 | 36 | BLK |

17-PC SAE HEX KEY SET



| Item # | IP | MP | PKG |
|--------|----|----|-----|
| W9184* | 6 | 48 | CRD |

17-PC METRIC HEX KEY SET



| Item # | IP | MP | PKG |
|--------|----|----|-----|
| W9185* | 6 | 48 | CRD |

16-PC STAR KEY SET



| Item # | IP | MP | PKG |
|--------|----|----|-----|
| W9186* | 6 | 48 | CRD |

18-PC BIT DRIVER SET



| Item # | IP | MP | PKG |
|--------|----|----|-----|
| W9187* | 6 | 36 | CAS |

LED BIT DRIVER

Includes #1, #2 Phillips bits, and 3/16" and 1/4" slotted bits.



| Item # | IP | MP | PKG |
|--------|----|----|-----|
| W9193* | 6 | 24 | BLK |

DOOR LOCK DE-ICER

Integrated LED for use in low light.



| Item # | IP | MP | PKG |
|--------|----|----|-----|
| W9195* | 6 | 24 | CRD |

12-IN-1 MINI MULTIFUNCTION TOOL



| Item # | IP | MP | PKG |
|--------|----|----|-----|
| W9198* | 6 | 36 | CRD |

3 LED HEADLAMP



| Item # | IP | MP | PKG |
|--------|----|----|-----|
| W9199* | 18 | 72 | CRD |

2-PC BIT DRIVER SET



8 bit sizes in 2 compact

| Item # | IP | MP | PKG |
|--------|----|----|-----|
| W9203* | 6 | 48 | DBL |

BACK SCRATCHER PICKUP TOOL



| Item # | IP | MP | PKG |
|--------|----|----|-----|
| W9204* | 9 | 54 | BLK |

USB CHARGER & ESCAPE TOOL

4-in-1 uses seat belt cutter, window punch, 2.1A USB charger and 12v accessory socket



| Item # | IP | MP | PKG |
|--------|----|----|-----|
| W9206* | 8 | 96 | CRD |

MULTIFUNCTION TOOL



| Item # | IP | MP | PKG |
|--------|----|----|-----|
| W9305* | 5 | 30 | CRD |

6-PC SAE FOLDING NUT-DRIVER SET



| Item # | IP | MP | PKG |
|--------|----|----|-----|
| W9210* | 12 | 48 | TAB |

6-PC MET FOLDING NUT-DRIVER SET



| Item # | IP | MP | PKG |
|--------|----|----|-----|
| W9211* | 12 | 48 | TAB |

COUNTER TOPS

COUNTER TOPS

- Bulk and pegable items.
- Lower quantities-higher inventory turns.
- Eye catching displays



17-PC BIT & HOLDER SET

16 assorted slotted, Phillips, star, hex and pozi bits



| Item # | IP | MP | PKG |
|--------|----|----|-----|
| W1309* | 12 | 48 | CAS |

TIRE PRESSURE GAUGE

1 to 60 PSI range



| Item # | IP | MP | PKG |
|--------|----|-----|-----|
| W1915* | 21 | 126 | BLK |

MAGNETIC PICKUP/MIRROR



2 lighted tools in 1

| Item # | IP | MP | PKG |
|--------|----|----|-----|
| W9145* | 12 | 48 | BLK |

EASY FUNNEL



US Patent 7,677,276B2

| Item # | IP | MP | PKG |
|--------|----|-----|-----|
| W9167* | 12 | 144 | BLK |

STUBBY CLAW HAMMER



8 oz.

| Item # | IP | MP | PKG |
|---------|----|----|-----|
| M7019B* | 6 | 24 | BLK |

4-PC MICROFIBER CLOTH SET



| Item # | IP | MP | PKG |
|--------|----|----|-----|
| W1474* | 6 | 48 | CLM |

TIRE PRESSURE GAUGE

10 to 50 PSI range



| Item # | IP | MP | PKG |
|--------|----|-----|-----|
| W1925* | 25 | 300 | BLK |

2-IN-1 FINGERNAIL BRUSH



with magnet

| Item # | IP | MP | PKG |
|--------|----|----|-----|
| W9163* | 9 | 54 | CRD |

LIGHTED TWEEZERS



| Item # | IP | MP | PKG |
|--------|----|----|-----|
| W9189* | 8 | 64 | DBL |

6-IN-1 SCREWDRIVER



Phillips, slotted, nut drivers

| Item # | IP | MP | PKG |
|--------|----|----|-----|
| W975* | 12 | 48 | BLK |

MAGNETIC PICKUP TOOL



3 lbs.

| Item # | IP | MP | PKG |
|--------|----|-----|-----|
| W1908* | 25 | 300 | BLK |

FLEXIBLE LED LIGHT WITH LASER



Flexible head

| Item # | IP | MP | PKG |
|--------|----|----|-----|
| W2380* | 16 | 64 | CLM |

SQUEEGEE/ICE SCRAPER

3 in 1 tool for ice breaking, scraping and wiping



| Item # | IP | MP | PKG |
|--------|----|----|-----|
| W9166* | 24 | 96 | BLK |


EYEGLOSS REPAIR KIT



| Item # | IP | MP | PKG |
|--------|----|----|-----|
| W9190* | 8 | 96 | CRD |

WAVE SCRAPER

3-in-1 tool for scraping, wiping and cleaning.



| Item # | IP | MP | PKG |
|--------|----|----|-----|
| W9191* | 20 | 80 | BLK |

ICE SCRAPER



| Item # | IP | MP | PKG |
|--------|----|----|-----|
| W9197* | 12 | 48 | BLK |

13-IN-1 MINI MULTIFUNCTION TOOL



| Item # | IP | MP | PKG |
|--------|----|----|-----|
| W9200* | 8 | 32 | BLK |

16-IN-1 MULTIFUNCTION TOOL



| Item # | IP | MP | PKG |
|--------|----|----|-----|
| W9201* | 6 | 24 | BLK |

TELESCOPING CLOTH DUSTER



| Item # | IP | MP | PKG |
|--------|----|----|-----|
| W9202* | 12 | 96 | BLK |

HI-VIZ LED BIT DRIVER

Includes #1, #2 Phillips bits, and 3/16" and 1/4" slotted bits.



| Item # | IP | MP | PKG |
|--------|----|----|-----|
| W9205* | 12 | 48 | BLK |

MAGNIFYING GLASS

4x Power non-distorting optical grade glass lens



| Item # | IP | MP | PKG |
|---------|----|----|-----|
| W15029* | 8 | 48 | BLK |

JUMBO MAGNIFYING GLASS

3X Power non-distorting optical grade glass lens



| Item # | IP | MP | PKG |
|---------|----|----|-----|
| W15032* | 5 | 40 | BLK |

SELF PORTRAIT MONOPOD



| Item # | IP | MP | PKG |
|---------|----|----|-----|
| W15033* | 8 | 48 | BLK |

LED MAGNIFYING GLASS

4X Power non-distorting optical grade glass lens



| Item # | IP | MP | PKG |
|---------|----|----|-----|
| W15036* | 8 | 48 | BLK |

FIRE HOSE NOZZLE

Up to 40' jet spray



| Item # | IP | MP | PKG |
|---------|----|----|-----|
| W11090* | 6 | 36 | CRD |

HIGH FLOW HOSE NOZZLE

Up to 50' jet spray



| Item # | IP | MP | PKG |
|---------|----|----|-----|
| W11091* | 6 | 36 | BLK |

RATCHET-DUAL HEAD



3/8" & 1/2" drive

| Item # | IP | MP | PKG |
|---------|----|----|-----|
| W32110* | 6 | 36 | BLK |

HIGH TORQUE RATCHETING BIT DRIVER



| Item # | IP | MP | PKG |
|---------|----|----|-----|
| W38937* | 12 | 48 | BLK |

RATCHETING BIT DRIVER

6 bits stored in handle



| Item # | IP | MP | PKG |
|---------|----|----|-----|
| W38927* | 12 | 72 | BLK |

DISPENSERS

PLASTIC DISPENSERS

- Hang or display on counter.
- Small 3" x 4" footprint.



12V USB ADAPTER

| | |
|---------------|-----|
| W2550* | |
| IP | MP |
| 24 | 240 |



USB RECHARGEABLE LED KEY CHAIN LIGHT

| | |
|---------------|-----|
| W2551* | |
| IP | MP |
| 24 | 216 |



2 IN. FOLDING KNIFE

| | |
|---------------|-----|
| W2552* | |
| IP | MP |
| 24 | 240 |



KNIFE SHARPENER W/BOTTLE OPENER

| | |
|---------------|-----|
| W2554* | |
| IP | MP |
| 24 | 216 |



DUAL 12V USB ADAPTER

| | |
|---------------|-----|
| W2556* | |
| IP | MP |
| 24 | 240 |



10 FT. PARACORD BRACELET

| | |
|---------------|-----|
| W2558* | |
| IP | MP |
| 12 | 108 |



BOTTLE CAP CARABINER KEY CHAIN

| | | |
|---------------|----|-----|
| Item # | IP | MP |
| W2560* | 24 | 240 |



FISHBOWLS

- Fast moving items.
- Two compact sizes.



SMALL
4" x 5"



LARGE
4" x 7"

6 FISHBOWL COUNTER RACK

- Rack can be used as a freestanding counter display unit, or mounted on pegboard using built-in hang hooks.
- Holds six (6) fishbowl displays: six (6) small, or three (3) small and three (3) large fishbowls.
- Compact 12" x 8" footprint.
- Heavy duty steel construction.
- Durable powder coated finish.

| | | | |
|----------------|----|----|-----|
| Item # | IP | MP | PKG |
| W59278* | 1 | 4 | BLK |

Note: Large fishbowls must be displayed on bottom tier of display rack



**MINI RAZOR
SCRAPER**

W3200*
IP MP
40 480



**BOTTLE OPENER
SCREWDRIVER**

#2, 1/4"
W3201*
IP MP
20 240



**PERMANENT
MARKER**

Black
W3202*
IP MP
32 384



CARABINER

W3203*
IP MP
20 240



**SPARK PLUG GAP
GAUGE**

W3204*
IP MP
50 600



FINGERNAIL CLIPPER

W3205*
IP MP
50 600



4-IN-1 SCREWDRIVER

W3207*
IP MP
15 180



**PULL APART KEY
CHAIN**

W3208*
IP MP
40 480



MINI POCKET KNIFE

Wood
handle

W3209*
IP MP
20 240



**CARABINER
POCKET
KNIFE**

W3210*
IP MP
20 240



WHISTLE

W3211*
IP MP
40 480



**CARABINER
POCKET
KNIFE**

W3212*
IP MP
20 240



**MAGNIFYING
GLASS
TWEEZERS**

W3213*
IP MP
25 300



**EYEGLASS
REPAIR KIT**

W3214*
IP MP
25 300



MINI SCREWDRIVERS

W3215*
IP MP
20 240



#2 blue,
1/4" red

2-PC EAR PLUGS

W3216*
IP MP
30 360



SMALL PILL FOB

W3217*
IP MP
20 240



LARGE PILL FOB

W3218*
IP MP
20 240



BIT HOLDER

W3220*
IP MP
50 600



Magnetic

**MAGNETIC
KEY
HOLDER**

W3221*
IP MP
10 120



**LED KEY
CHAIN
LIGHT**

W3222*
IP MP
25 300



LED CARABINER

w/bottle
opener
W3223*
IP MP
24 288



BRASS COUPLER

W3225*
IP MP
15 180



1/4" NPT (F)

BRASS COUPLER

1/4" NPT (M)
W3226*
IP MP
15 180



BRASS PLUG

1/4" NPT (F)

W3227*
IP MP
25 300



BRASS PLUG

1/4" NPT (M)

W3228*
IP MP
25 300



FINGERNAIL BRUSH

Also Large
Fishbowl
W3300

W3229*
IP MP
12 144



SMALL FISHBOWLS

INSPECTION MIRROR



W3230*
IP MP
12 144

BLIND SPOT MIRROR

2"
diameter



W3231*
IP MP
25 300

MINI POCKET KNIFE

Rubber
grip



W3232*
IP MP
20 240

FOLDING SCISSORS



W3233*
IP MP
20 240

MAGNETIC PICKUP TOOL



W3234*
IP MP
12 144

BATTERY TERMINAL CLEANER



W3235*
IP MP
6 72

SUPER GLUE



W3236*
IP MP
20 240

TAPE MEASURE



W3237*
IP MP
15 180

3' tape

TIRE PRESSURE GAUGE



W3238*
IP MP
25 300

8-PK EAR PLUGS



W3239*
IP MP
12 144

KNIFE SHARPENER



W3243*
IP MP
9 108

PTFE SEALING TAPE

1/2" x 20"



W3245*
IP MP
12 144

10-PC IMPACT HEX BIT SET


1" bits



W3246*
IP MP
12 144

10-PC IMPACT STAR BIT SET

1" bits



W3247*
IP MP
12 144

LEAD FREE SOLDER



W3248*
IP MP
12 144

rosin core
0.031" x 10'

LED WORK LIGHT

32 lumen



W3249*
IP MP
15 180

1 IN. C-CLAMP



W3250*
IP MP
12 144

1 IN. PADLOCK

1"



W3251*
IP MP
12 144

MAGNIFYING GLASS

5x and 10x
magnification



W3252*
IP MP
12 144

3-PC QUICK LINK SET



W3253*
IP MP
12 144

3/16"

MAGNETIC HOOK

2-1/2"



W3254*
IP MP
6 72

KEY TAGS



W3255*
IP MP
12 144

LOCKING CARABINER

3"



W3256*
IP MP
12 144

SINGLE BLADE SCRAPER



W3257*
IP MP
12 144

FINGERNAIL BRUSH



W3300*
IP MP
18 144

MAGNETIC PICKUP TOOL



W3301*
IP MP
20 160

BATTERY TERMINAL CLEANER



W3302*
IP MP
10 80

PTFE SEALING TAPE

1/2" x 33'




W3303*
IP MP
20 160

INSPECTION MIRROR



W3304*
IP MP
20 160

SNAP BLADE KNIFE



W3305* 13 points
IP MP
20 160

MINI PLIERS



W3306* Long nose, bent nose, diagonal cutter
IP MP
15 120

3 LED HEADLAMP



W3307*
IP MP
12 96

ELECTRICAL TAPE

3/4" x 30'



W3309*
IP MP
15 120

MULTIFUNCTION TOOL



W3311*
IP MP
15 120

SPRING CLAMPS



W3312*
IP MP
30 240

MECHANIC'S WIRE

25' Roll



W3313*
IP MP
30 240

RETRACTABLE KEY RING

48"



W3314*
IP MP
15 120

LUGGAGE LOCK

TSA Approved




W3315*
IP MP
15 120

STYLUS



W3317*
IP MP
18 144

MICRO USB CABLE



W3318* 40"
IP MP
16 128

USB WALL CHARGER



W3319*
IP MP
12 96

COUNTERFEIT PEN



W3321*
IP MP
18 144

UTILITY KNIFE



W3323* 2-1/2" length
IP MP
25 200

DUAL 12V USB ADAPTOR



W3324*
IP MP
24 192

SINGLE FISHBOWL RACKS

- Heavy duty steel construction.
- Durable powder coated finish.

W59276



W59277



| Item # | | IP | MP | PKG |
|----------------|-------|----|----|-----|
| W59276* | Small | 1 | 8 | BLK |
| W59277* | Large | 6 | 36 | BLK |

3 FISHBOWL RACKS

- Heavy duty steel construction.
- Durable powder coated finish.

W59282



W59281



| Item # | | IP | MP | PKG |
|----------------|-------|----|----|-----|
| W59281* | Small | 1 | 8 | BLK |
| W59282* | Large | 6 | 36 | BLK |

MERCHANDISING STRIPS

MERCHANDISING STRIPS

- Hangs nearly anywhere.
- Pinched style assures that product stays on strip
- Fast moving items



MINI MULTI TOOL

W459*

| IP | MP |
|----|----|
| 6 | 48 |



JUMBO CARABINER

W463*

| IP | MP |
|----|----|
| 6 | 48 |



ICE SCRAPER/SQUEEGEE

W465*

| IP | MP |
|----|----|
| 12 | 96 |



HOSE & CORD CARRY STRAP

W467*

| IP | MP |
|----|-----|
| 6 | 120 |



MAGNETIZER & DEMAGNETIZER

W471*

| IP | MP |
|----|----|
| 8 | 96 |



14-PC NUTDRIVER BIT SET

W473*

| IP | MP |
|----|----|
| 10 | 40 |



MINI RATCHET W/BITS

W475*


| IP | MP |
|----|----|
| 6 | 48 |



7-PC STUBBY PRECISION DRIVER

W476*/W487*

| IP | MP |
|----|----|
| 12 | 48 |



4-PK MINI PERMANENT MARKERS

W477*

| IP | MP |
|----|----|
| 8 | 48 |



MINI RATCHET DRIVER

W480*

| IP | MP |
|----|----|
| 6 | 48 |



7 SECOND GLUE AND FILLER

W481*

| IP | MP |
|----|----|
| 6 | 48 |



CARABINER WITH MAGNETIC BASE

W482*

| IP | MP |
|----|----|
| 8 | 72 |



12-IN-1 PRECISION BIT DRIVER

W488*

| IP | MP |
|----|----|
| 6 | 36 |



44-PC BUTTON CELL BATTERY PACK



| Item # | IP | MP |
|--------|----|----|
| W483* | 8 | 48 |

3-PC POCKET PRECISION REFERENCE CARDS

| Item # | IP | MP |
|--------|----|----|
| W485* | 8 | 48 |



BOTTLE OPENER PRO GRIP

W30975*

| IP | MP |
|----|----|
| 6 | 72 |



MERCHANDISING SOLUTIONS THAT INFLUENCE SALES!

- Designed for use on flat or tilted shelving without the use of fencing-fronts
- Durable and refillable plastic bins
- Bin dimensions are 4" wide x 9.75" deep
- 9 bins fill a 3' shelf and 12 bins on a 4' shelf.
- For matching bin: Item number plus "-B". (example 20106-B)



2-PK PTFE TAPE



1/2" x 33'

| Item # | IP | MP |
|--------|----|----|
| 20100* | 6 | 36 |

2-PK ELECTRICAL TAPE



3/4" x 30'

| Item # | IP | MP |
|--------|----|----|
| 20101* | 6 | 36 |

DUCT TAPE



2-7/8" x 30'

| Item # | IP | MP |
|--------|----|----|
| 20102* | 6 | 36 |

6 IN. EXTENSION BAR

3/8" dr.



| Item # | IP | MP |
|--------|----|----|
| 20103* | 6 | 36 |

3/8 IN. DR. RATCHET



39 gear teeth.

| Item # | IP | MP |
|--------|----|----|
| 20104* | 6 | 36 |

UNIVERSAL JOINT



3/8" dr.

| Item # | IP | MP |
|--------|----|----|
| 20105* | 10 | 60 |

SPARK PLUG SOCKET 5/8 IN.



3/8" dr.

| Item # | IP | MP |
|--------|----|----|
| 20106* | 8 | 48 |

SPARK PLUG SOCKET 13/16 IN.



3/8" dr.

| Item # | IP | MP |
|--------|----|----|
| 20107* | 8 | 48 |

6 IN. SLIP JOINT PLIERS



| Item # | IP | MP |
|--------|----|----|
| 20108* | 6 | 36 |

7 IN. CURVE JAW LOCKING PLIERS



| Item # | IP | MP |
|--------|----|----|
| 20109* | 6 | 36 |

6 IN. LONG NOSE PLIERS



| Item # | IP | MP |
|--------|----|----|
| 20110* | 6 | 36 |

8 IN. ADJUSTABLE WRENCH



| Item # | IP | MP |
|--------|----|----|
| 20111* | 6 | 36 |

SCREWDRIVER 6-IN-1



| Item # | IP | MP |
|--------|----|----|
| 20116* | 6 | 36 |


SCREWDRIVER PHILLIPS



#2 x 4"

| Item # | IP | MP |
|--------|----|----|
| 20117* | 6 | 36 |

SCREWDRIVER SLOTTED



1/4" x 4"

| Item # | IP | MP |
|--------|----|----|
| 20118* | 6 | 36 |

SNAP BLADE KNIFE



8 point

| Item # | IP | MP |
|--------|----|----|
| 20119* | 10 | 60 |

3 IN. C-CLAMP



| Item # | IP | MP |
|--------|----|----|
| 20120* | 4 | 24 |

TAPE MEASURE



5/8" x 12'

| Item # | IP | MP |
|--------|----|----|
| 20122* | 4 | 24 |

2-PC PAINT BRUSH SET



| Item # | IP | MP |
|--------|----|----|
| 20124* | 4 | 24 |

MAGNETIC PICKUP TOOL



3 lbs.

| Item # | IP | MP |
|--------|----|----|
| 20126* | 12 | 72 |

FINGERNAIL BRUSH



| Item # | IP | MP |
|--------|----|----|
| 20127* | 12 | 72 |

INSPECTION MIRROR



| Item # | IP | MP |
|--------|----|----|
| 20128* | 12 | 72 |

HD MAGNETIC PICKUP TOOL



8 lbs.

| Item # | IP | MP |
|--------|----|----|
| 20129* | 12 | 72 |

SINGLE BLADE SCRAPER



| Item # | IP | MP |
|--------|----|----|
| 20130* | 12 | 72 |

IMPULSE BULK TOOLS

25-PC SAE/ MET HEX KEY SET



| Item # | IP | MP |
|--------|----|----|
| 20133* | 4 | 24 |

5-PC METRIC WRENCH SET



| Item # | IP | MP |
|--------|----|----|
| 20142* | 5 | 30 |

7-PC METRIC HEX KEY SET



| Item # | IP | MP |
|--------|----|----|
| 20148* | 4 | 24 |

SCREWDRIVER 6-IN-1



| Item # | IP | MP |
|--------|----|----|
| 20152* | 4 | 24 |

23-PC BIT & SOCKET SET



| Item # | IP | MP |
|--------|----|----|
| 20156* | 3 | 18 |

4X MAGNIFYING GLASS



| Item # | IP | MP |
|--------|----|----|
| 20169* | 4 | 24 |

STUBBY CLAW HAMMER



8 oz.

| Item # | IP | MP |
|--------|----|----|
| 20181* | 4 | 24 |

BATTERY TERMINAL BRUSH



| Item # | IP | MP |
|--------|----|----|
| 20134* | 8 | 48 |

67-PC BIT SET



| Item # | IP | MP |
|--------|----|----|
| 20145* | 3 | 18 |

RATCHETING SCREWDRIVER



| Item # | IP | MP |
|--------|----|----|
| 20149* | 4 | 24 |

DUAL DRIVE RATCHET



3/8 & 1/4" dr.

| Item # | IP | MP |
|--------|----|----|
| 20153* | 4 | 24 |

MAGNETIC PARTS TRAY



4-1/4"
diameter

| Item # | IP | MP |
|--------|----|----|
| 20157* | 4 | 24 |

2-IN-1 INSPECTION TOOL



| Item # | IP | MP |
|--------|----|----|
| 20170* | 8 | 48 |

MULTI-PURPOSE SCISSORS



| Item # | IP | MP |
|--------|----|----|
| 20183* | 8 | 48 |

SUPER GLUE



| Item # | IP | MP |
|--------|----|----|
| 20135* | 12 | 72 |

9-PC SAE HEX KEY SET



| Item # | IP | MP |
|--------|----|----|
| 20146* | 4 | 24 |

LIGHTED MAGNETIC PICKUP TOOL



| Item # | IP | MP |
|--------|----|----|
| 20150* | 8 | 48 |

33-PC PRECISION DRIVER SET



| Item # | IP | MP |
|--------|----|----|
| 20154* | 3 | 18 |

6 IN. DIAGONAL PLIERS



| Item # | IP | MP |
|--------|----|----|
| 20162* | 6 | 36 |

WRENCH



1/2"

| Item # | IP | MP |
|--------|----|----|
| 20177* | 15 | 90 |

TWEEZERS WITH LED LIGHT



| Item # | IP | MP |
|--------|----|----|
| 20191* | 5 | 90 |

3-PC CLEANING BRUSHES



| Item # | IP | MP |
|--------|----|----|
| 20140* | 4 | 24 |

10-PC STAR KEY SET



| Item # | IP | MP |
|--------|----|----|
| 20147* | 4 | 24 |

38-PC RATCHETING DRIVER SET



| Item # | IP | MP |
|--------|----|----|
| 20151* | 3 | 18 |

STUBBY ADJUSTABLE WRENCH



8"

| Item # | IP | MP |
|--------|----|----|
| 20155* | 4 | 24 |

5-PK COLORED ELECTRICAL TAPE



| Item # | IP | MP |
|--------|----|----|
| 20165* | 4 | 24 |

PARTS CLEANING BRUSH



| Item # | IP | MP |
|--------|----|----|
| 20180* | 6 | 36 |

JUNIOR JUMBO CARABINER



5"

| Item # | IP | MP |
|--------|----|----|
| 20197* | 5 | 30 |

BENT NOSE PLIERS



4-1/2"

| Item # | IP | MP |
|--------|----|----|
| 20200* | 6 | 36 |

MINI UTILITY KNIFE



Lock back.

| Item # | IP | MP |
|--------|----|----|
| 20205* | 6 | 72 |

LED SLIDELIGHT



248 lumens.

| Item # | IP | MP |
|--------|----|----|
| 20210* | 4 | 24 |

LED MOONSTICK



| Item # | IP | MP |
|--------|----|----|
| 20215* | 12 | 72 |

CLIP-ON LED KEY CHAIN LIGHT



| Item # | IP | MP |
|--------|----|-----|
| 20219* | 15 | 180 |

MAGNETIC HOOK

2-1/2" diameter



| Item # | IP | MP |
|--------|----|----|
| 20224* | 12 | 72 |

MULTI-FUNCTION TOOL



| Item # | IP | MP |
|--------|----|-----|
| 20229* | 4 | 144 |

LED PENLIGHT



| Item # | IP | MP |
|--------|----|----|
| 20202* | 12 | 72 |

MINI RAZOR SCRAPER



| Item # | IP | MP |
|--------|----|-----|
| 20207* | 40 | 480 |

3-PC QUICK LINK SET



| Item # | IP | MP |
|--------|----|-----|
| 20212* | 4 | 144 |

LED CLAMPING WORK LIGHT



| Item # | IP | MP |
|--------|----|----|
| 20216* | 6 | 36 |

LED KEY CHAIN LIGHT



| Item # | IP | MP |
|--------|----|-----|
| 20220* | 15 | 180 |

MECHANIC'S WIRE

25' roll



| Item # | IP | MP |
|--------|----|-----|
| 20225* | 30 | 240 |

LINESMAN PLIERS

6"



| Item # | IP | MP |
|--------|----|----|
| 20230* | 6 | 36 |

MINI LED BAT LIGHT



| Item # | IP | MP |
|--------|----|----|
| 20203* | 12 | 72 |

MINI FOLDING POCKET KNIFE



| Item # | IP | MP |
|--------|----|-----|
| 20208* | 20 | 240 |

12-PC MULTI-COLOR KEY TAGS



| Item # | IP | MP |
|--------|----|-----|
| 20213* | 12 | 144 |

EMERGENCY AUTO SAFETY TOOL



| Item # | IP | MP |
|--------|----|----|
| 20217* | 4 | 24 |

COMPOSITE FLASHLIGHT

65 lumens.
US Patent
D659870



| Item # | IP | MP |
|--------|----|-----|
| 20221* | 12 | 144 |

TIRE PRESSURE GAUGE

2" diameter



| Item # | IP | MP |
|--------|----|----|
| 20226* | 6 | 48 |

PINK FIREPOINT LED FLASHLIGHT



| Item # | IP | MP |
|--------|----|----|
| 20204* | 12 | 72 |

COB WORK LIGHT

350 lumen.



| Item # | IP | MP |
|--------|----|----|
| 20209* | 4 | 24 |

RETRACTABLE KEYRING

48" cord,
2" diameter.



| Item # | IP | MP |
|--------|----|-----|
| 20214* | 4 | 144 |

LED CARABINER

Integrated bottle
opener.



| Item # | IP | MP |
|--------|----|-----|
| 20218* | 15 | 120 |

FINGERNAIL BRUSH



| Item # | IP | MP |
|--------|----|----|
| 20222* | 6 | 72 |

TIRE PRESSURE GAUGE



| Item # | IP | MP |
|--------|----|-----|
| 20228* | 12 | 144 |

ATAK LIGHTING

PRO-FOCUS™ FLASHLIGHTS

- Adjustable beam goes from spot to flood.
- Aluminum housing.
- Water and impact resistant.



ATAK®

| Item # | IP | MP | PKG | Display | Lumens | Run Time | Beam Distance | Battery | | Length | Head Diameter | |
|-------------|--------|----|-----|---------|--------|----------|---------------|---------|------|--------|---------------|-------|
| | | | | | | | | Qty. | Type | | | |
| 535* | 2 Pack | 4 | 16 | CRD | N | 340 | 1 | 200m | 4 | AAA | 5.125" | 1.5" |
| 538* | 2 Pack | 4 | 16 | DBL | Y | 500 | 3.5 | 172m | 3 | C | 8.625" | 1.75" |
| 549* | XL | 6 | 24 | DBL | Y | 1500 | 5 | 201m | 9 | AA | 12.5" | 2" |
| 625* | Mini | 12 | 96 | CRD | Y | 40 | 1.5 | | 4 | LR44 | | |

FLASHLIGHTS WITH COB TECH

- Includes new chip on board (COB) technology that provides a higher lumen output and longer life.
- Durable aluminum housing.
- Water and impact resistant.



3 lbs. strong magnetic base for hands free operation



| Item # | IP | MP | PKG | Lumens | Run Time | Beam Distance | Battery | | Length | Head Diameter | |
|-------------|-------------------------|----|-----|--------|----------|---------------|---------|------|--------|---------------|------|
| | | | | | | | Qty. | Type | | | |
| 546* | W/ Slide COB Work Light | 6 | 24 | DBL | 1000 | 6 | 201m | 9 | AA | 11.375" | 2" |
| 615* | W/ COB Work Light | 6 | 36 | DBL | 250 | 3 | 188m | 4 | AAA | 7.625" | 1.5" |
| 606* | COB Pen Light | 6 | 48 | CRD | 200 | 1.5 | 100 | 2 | AA | 6.75" | 1" |

LED TIRE THUMPER

- Adjustable beam goes from spot to flood.
- Anodized aluminum housing.
- Water and impact resistant.



ATAK®

| Item # | IP | MP | PKG | Lumens | Run Time | Beam Distance | Battery | | Length | Head Diameter |
|-------------|----|----|-----|--------|----------|---------------|---------|------|--------|---------------|
| | | | | | | | Qty. | Type | | |
| 204* | 6 | 24 | DBL | 200 | 17 | 220m | 4 | AA | 16" | 1.25" |



3-PC 70LM PENLIGHT

- Uses professional grade lifetime SMD.
- Aerospace anodized aluminum housing.
- Water resistant.



| Item # | IP | MP | PKG | Lumens | Run Time | Beam Distance | Battery | | Length | Head Diameter |
|-------------|----|----|-----|--------|----------|---------------|---------|------|--------|---------------|
| | | | | | | | Qty. | Type | | |
| 626* | 6 | 24 | DBL | 70 | 6.5 | 98ft | 2 | AAA | 5" | 0.5" |

RECHARGEABLE FLASHLIGHTS

- Adjustable Pro-Focus beam goes from spot to flood.
- Powered by 3.7V lithium ion rechargeable battery.
- High grade aircraft aluminum housing.
- Includes micro USB charging cable.



Charging port for smart phones or tablets (flashlights only)

RECHARGEABLE



560



551

623

| Item # | IP | MP | PKG | Lumens | Run Time | Beam Distance | Battery | | Head Diameter | | |
|--------|------------|----|-----|--------|----------|---------------|---------|------|---------------|--------|-------|
| | | | | | | | Qty. | Type | | | |
| 550* | Flashlight | 8 | 24 | DBL | 320 | 1.5 | 220m | 1 | 18650 Li-ion | 6" | 1.5" |
| 551* | Flashlight | 6 | 24 | DBL | 500 | 1 | 178m | 1 | 18650 Li-ion | 7.625" | 2.75" |
| 552* | Flashlight | 6 | 24 | DBL | 1000 | 1.5 | 188m | 2 | 18650 Li-ion | 10.25" | 2" |
| 560* | Head Lamp | 6 | 24 | DBL | 560 | 2 | 150m | 2 | 18650 Li-ion | 1.25" | - |
| 623* | Penlight | 6 | 24 | DBL | 130 | 3.5 | - | 1 | 14500 Li-ion | 6.625" | 0.75" |

FLASHLIGHT & HEADLAMP

- Uses professional grade lifetime LED.
- Steel belt / pocket clip.
- Soft touch technology on/off button.



| Item # | IP | MP | PKG | Item # | IP | MP | PKG | Lumens | Run Time | Beam Distance | Battery | | Length | | |
|--------|----------|----|-----|--------|------|------------|-----|--------|----------|---------------|---------|------|--------|-----|-------|
| | | | | | | | | | | | Qty. | Type | | | |
| 585* | 2-PC Set | 8 | 32 | DBL | 396* | Headlamp | 8 | 32 | DBL | 210 | - | - | 3 | AAA | 2.5" |
| | | | | | 581* | Flashlight | 12 | 72 | DBL | 420 | 2 | 82m | 1 | AA | 4.25" |

HEAD LAMPS

- Adjustable head band for maximum comfort



373

395



| Item # | IP | MP | PKG | Lumens | Run Time | Beam Distance | Battery | | Head Diameter | |
|--------|-----------------------|----|-----|--------|----------|---------------|---------|------|---------------|-------|
| | | | | | | | Qty. | Type | | |
| 372* | COB | 8 | 32 | DBL | 300 | 1.5 | 60m | 3 | AAA | 2.5" |
| | | | | | | | | 1 | CR2032 | |
| 373* | COB w/ Hi-Viz Housing | 8 | 32 | DBL | 300 | 5 | 60m | 3 | AAA | 2.5" |
| | | | | | | | | 1 | CR2032 | |
| 395* | Water Resistant | 6 | 48 | DBL | 200 | 5 | 20m | 3 | AAA | 2.25" |

ATAK LIGHTING

COB MULTI-FUNCTION LANTERNS

- Uses licensed COB technology strips.
- ABS and TPR housing.

ATAK®

USB & Micro USB port for charging, cord included. Can also be used to charge smart devices includes phones, tablets, etc



403



- 4 functions: high, low, red flash and red SOS.
- Metal hanger on top.



398



166



167



| Item # | | IP | MP | PKG | Lumens | Run Time | Beam Distance | Battery | | Width | Depth | Height |
|--------|------------------|----|----|-----|--------|----------|---------------|---------|-------|-------|--------|--------|
| | | | | | | | | Qty. | Type | | | |
| 398* | COB Rechargeable | 10 | 20 | CBX | 315 | 2 | 20m | 2 | 18650 | 3.75" | 3.75" | 7.5" |
| 403* | COB Rechargeable | 1 | 9 | CBX | 1000 | 3 | 20m | 2 | 18650 | 5" | 5.375" | 9.75" |
| 166* | Mighty | 6 | 48 | BLK | 220 | - | - | 3 | AA | 3" | 3" | 5.125" |
| 167* | Pop Up | 6 | 24 | BLK | 300 | - | - | 3 | AA | 3.35" | 3.35" | 7.75" |

MULTI-FUNCTION LANTERNS

- Great for camping, fishing, boating, tailgating, power outages and more.



418



Collapses to 4-3/8"



422

GREEN STRAPS & BUTTONS Glow in the dark

410

- 3 functions: 50%, 100% and strobe



ATAK®

| Item # | | IP | MP | PKG | Display | Lumens | Run Time | Beam Distance | Battery | | Width | Depth | Height |
|--------|----------------|----|----|-----|---------|--------|----------|---------------|---------|--------|-------|--------|--------|
| | | | | | | | | | Qty. | Type | | | |
| 418* | Mini | 6 | 48 | SLV | Y | 83 | 10 | 11m | 4 | AA | 2.75" | 2" | 6" |
| 422* | Collapsible | 6 | 36 | SLV | Y | 100 | 20 | 11m | 4 | A | 2.75" | 1.875" | 5.875" |
| 410* | Multi-function | 1 | 9 | CBX | 610 | 25 | 22m | 6 | D | 4.375" | 4.75" | 9.875" | |

60 PSI TIRE GAUGE WITH LED

- 60 PSI tire pressure gauge with built in backlit display and LED flashlight.
- Includes bleeder valve with peak hold for easy reading and pressure adjustment.
- Reads in 1 lb increments



| Item # | IP | MP | PKG | PSI | Battery | | Length | Head Diameter |
|-------------|----|----|-----|------|---------|--------|--------|---------------|
| | | | | | Qty. | Type | | |
| 330* | 8 | 48 | CRD | 0-60 | 2 | CR2032 | | |

POWER BANK WITH LIGHTER+LED

- USB port for battery charging.
- Flameless and wind resistant electric lighter.
- LED light.
- Includes a USB charging cable.



| Item # | IP | MP | PKG | Charge Time | Capacity | Input Output | Battery | | | Width | Depth | Height |
|-------------|----|----|-----|-------------|----------|--------------|---------|-------|-------|-------|--------|--------|
| | | | | | | | Qty. | Type | Width | | | |
| 800* | 10 | 40 | DBL | 9 hr | 2000 mAh | 5V +/- 0.2V | Li-Ion | 18650 | 2" | 1" | 3-1/2" | |

WORK LIGHTS

- Great for camping, fishing, boating, tailgating, power outages and more.



- Heavy duty ABS housing with TPR soft grip rubber.
- Built in stand to help angle light towards work area.



357



- 3 functions: High, medium and strobe



429

- 180° Flex handle with magnetic base

| Item # | IP | MP | PKG | Lumens | Run Time | Beam Distance | Battery | | | Width | Depth | Height |
|-------------|----|----|-----|--------|----------|---------------|---------|------|--------|--------|-------|--------|
| | | | | | | | Qty. | Type | Width | | | |
| 357* | | | | 200 | 6.5 | - | 3 | AAA | - | 2.25" | - | |
| | 6 | 24 | CRD | 160 | 10 | 26m | 3 | AAA | 2.5" | 1.5" | 3.75" | |
| 429* | 4 | 16 | CRD | 500 | 4 | 20m | 3 | AA | 5.125" | 3.375" | 1.45" | |

WIRELESS BULB LIGHT WITH REMOTE SWITCH


- The world's first grab and go light bulb, because it's actually a flashlight cleverly disguised as a light bulb.
- Durable ABS housing construction.
- Bulb can easily be mounted with 2 small screws (not included) or use the double sided adhesive for a permanent placement.
- Hand fold out D ring allows for additional mounting options.
- Battery powered bulb uses absolutely NO electricity.



| Item # | IP | MP | PKG | Display | Lumens | Remote Distance | Battery | | | | | |
|--------|----|----|-----|---------|--------|-----------------|---------|------|-------|-------|--------|-------|
| | | | | | | | Qty. | Type | Width | Depth | Height | |
| 713* | 6 | 24 | CBX | N | 200 | 33' | Bulb | 3 | AAA | 2.3" | 2.3" | 4.25" |
| | | | | | | | Switch | 2 | AAA | 2.75" | .7" | 3.5" |

SOLAR PATHWAY LIGHTS


- Uses professional grade lifetime SMD bulbs.
- Solar powered charging.
- Weatherproof water tight seal, made of durable ABS plastic and Polypropylene.
- Automatic daytime shut-off.
- (4) Removable ground spikes.
- Great for pathways, lawns, and gardens



| Item # | IP | MP | PKG | Display | Battery | | Diameter | Height |
|--------|-------------|----|-----|---------|---------|----------|----------|--------|
| | | | | | Qty. | Type | | |
| 354* | Cobblestone | 6 | 24 | CBX | Y | Built-in | 4.375" | .875" |
| 356* | Sandstone | 6 | 24 | CBX | Y | Built-in | 4.375" | .875" |

SOLAR MOTION SENSE LIGHTS


- Uses professional grade lifetime licensed COB technology strips.
- 8-10 hr solar charging time.
- Output: 30 second intervals when motion is detected in the dark.
- Includes (1) 18650 3.7v 1500mAh lithium ion rechargeable battery.



| Item # | IP | MP | PKG | Item # | IP | MP | PKG | Lumens | | Width | Height | Depth | |
|--------|----|----|-----|--------|--------|----|-----|--------|-----|-------|---------|--------|----|
| | | | | | | | | High | Low | | | | |
| | | | | 705* | 2 Pack | 6 | 24 | DBL | 350 | 175 | 4-3/4" | 3-7/8" | 2" |
| 701* | 6 | 24 | DBL | 706* | 2 Pack | 6 | 24 | DBL | 460 | 230 | 6" | 4-1/8" | 2" |
| 702* | 6 | 24 | DBL | - | - | 6 | 24 | DBL | 900 | 450 | 11-3/4" | 4-1/8" | 2" |

SOLAR SELF-CLEANING MOSQUITO LANTERN

- 900V high voltage grid with amazing 300 sq/ft coverage range.
- 360-400nm UV wavelength LED.
- Dual power that works on both solar and battery.
- Lithium Polymer 3.7V, 2000mAh battery included.
- Micro USB charging cable included.
- (3) Lantern lighting modes: 100%, 50% and 20% outputs.
- Includes self-cleaning brush.
- Brush rotates and cleans the inside of the cage every 72 hours.
- Easy to remove and empty mosquito catch canister.
- Eco Friendly, waterproof, lightweight, portable and easy to store with handy hanger



| Item # | IP | MP | PKG | Display | Lumens | UV Wave length | Voltage Grid | Battery | | Width | Height |
|--------|----|----|-----|---------|--------|----------------|--------------|----------|------|-------|--------|
| | | | | | | | | Qty. | Type | | |
| 443* | 1 | 8 | CBX | N | | 360-400nm | 900v | Built-in | | 7" | 8.5" |

MOSQUITO KILLER LANTERN

- Great for use as Mosquito Zapper and Lantern.
- 500V high voltage grid. 360-400nm UV wavelength LED.
- Micro USB charging cord and cleaning brush included.
- (3) Output Settings: Lantern - 60 lumens, 8 hr runtime.
- Mosquito light - 8 hr runtime. Lantern and Mosquito light - 5 hr runtime.
- Eco friendly, weatherproof, IPX4 water resistant rating, with handy hanger



| Item # | IP | MP | PKG | Display | Lumens | UV Wave length | Voltage Grid | Battery | | Diameter | Height |
|--------|----|----|-----|---------|--------|----------------|--------------|---------|-------|----------|--------|
| | | | | | | | | Qty. | Type | | |
| 440* | 8 | 32 | CBX | N | 60 | 360-400nm | 500v | 1 | 18650 | 3.5" | 4.25" |

LED FLAMING TORCH

- Professional Grade Lifetime Fire Cone LED.
- 3 Output Settings: Flame Mode, Steady High Beam - 25 lumens - 11 hr runtime, Gradual Low Beam - 13 lumens.
- IPX4 water resistant ABS housing.
- Powered by (3) AAA batteries included



| Item # | IP | MP | PKG | Display | Lumens | Battery | | Width | Height |
|--------|----|----|-----|---------|--------|---------|------|-------|--------|
| | | | | | | Qty. | Type | | |
| 435* | 4 | 32 | BLK | Y | 25 | 3 | AAA | 3.3" | 6.875" |

PT POWER FLASHLIGHTS

FIREPOINT



FirePoint X flashlights feature a heavy duty design with improved thermal efficiency resulting in up to 20% better performance than comparable flashlights.

- Adjustable DuoFocus beam goes from spot to flood.
- Anodized tactical aluminum housing.
- Water and impact resistant.



W2656

W2651



W2654



W2653



W2652



| Item # | IP | MP | PKG | Display | Lumens | Run Time | Beam Distance | Battery | | Length | Head Diameter |
|--------|----|----|-----|---------|--------|----------|---------------|---------|------|--------|---------------|
| | | | | | | | | Qty. | Type | | |
| W2649* | 6 | 24 | CRD | N | 200+ | 3 | 80m | 1 | AA | 4.25" | 1.125" |
| W2651* | 6 | 24 | CRD | N | 400+ | 2 | 110m | 2 | AA | 6.25" | 1.125" |
| W2652* | 6 | 24 | CRD | N | 500+ | 4 | 139m | 4 | AAA | 5.50" | 1.43" |
| W2653* | 6 | 24 | CRD | N | 1250+ | 7 | 265m | 6 | AA | 7.75" | 1.98" |
| W2654* | 6 | 24 | CRD | N | 1700+ | 5 | 295 | 9 | AA | 9.625" | 1.98" |
| W2656* | 12 | 48 | BLK | Y | 100+ | 4.5 | 128m | 3 | AAA | 4.625" | 1.28" |

FIREPOINT X UV FLASHLIGHT

- UV light great for fluid and glass leak detection, ID and document verification, currency detection and more.
- Adjustable DuoFocus beam goes from spot to flood
- Anodized tactical aluminum housing.
- Water and impact resistant.



| Item # | IP | MP | PKG | Display | UV | Run Time | Beam Distance | Battery | | Length | Head Diameter | |
|--------|--------|----|-----|---------|----|----------|---------------|---------|------|--------|---------------|--------|
| | | | | | | | | Qty. | Type | | | |
| W2648* | Purple | 6 | 24 | CRD | N | 365-395 | 2 | 15m | 2 | AA | 6.25" | 1.125" |

FIREPOINT X 300LM PEN LIGHT

- Adjustable DuoFocus beam goes from spot to flood.
- Super Bright Cree LED never needs replacing.
- Anodized tactical aluminum housing.
- Water and impact resistant.



| Item # | IP | MP | PKG | Display | Lumens | Run Time | Beam Distance | Battery | | Length | Head Diameter | |
|--------|--------|----|-----|---------|--------|----------|---------------|---------|------|--------|---------------|-------|
| | | | | | | | | Qty. | Type | | | |
| W2657* | Orange | 6 | 24 | CRD | N | 300+ | 3 | 88m | 3 | AAA | 6.50" | .975" |

FIREPOINT LED PEN LIGHT

- Anodized aluminum housing with pocket clip.
- Compact design fits anywhere.
- US Patent D685,939.



| Item # | IP | MP | PKG | Display | Lumens | Run Time | Beam Distance | Battery | | Length | Head Diameter | |
|--------|----------|----|-----|---------|--------|----------|---------------|---------|------|--------|---------------|-------|
| | | | | | | | | Qty. | Type | | | |
| W2338* | Penlight | 12 | 72 | CRD | N | 243 | 2.5 | 72m | 3 | AAA | 6.625 | 0.75" |
| W2321* | Beacon | 12 | 72 | CRD | N | 400+ | 4 | 3 | AAA | 4.125" | 1.125" | |

BEACON LIGHT

- Anodized aluminum housing with swivel clip.
- High strength magnetic base.



Handy carabiner clip.

FIREPOINT X LI-ION RECHARGEABLE FLASHLIGHTS

- FirePoint X flashlights feature a heavy duty design with improved thermal efficiency resulting in up to 20% better performance than comparable flashlights.
- Adjustable DuoFocus beam goes from spot to flood.
- Anodized tactical aluminum housing.
- Water and impact resistant.



| Item # | | IP | MP | PKG | Display | Lumens | Run Time | Beam Distance | Battery | | Length | Head Diameter |
|--------|--------|----|----|-----|---------|--------|----------|---------------|----------|-----------|--------|---------------|
| | | | | | | | | | Qty. | Type | | |
| W2655* | Li-Ion | 6 | 24 | CRD | N | 3000+ | 3 | 208m | 2 | 18650 | 8.125" | 1.43" |
| W2658* | Li-Ion | 6 | 24 | CRD | N | 1000+ | 4 | 110m | 1/3 | 18650/AAA | 5.50" | 1.43" |
| W2659* | Li-Ion | 6 | 24 | CRD | N | 500+ | 1 | 172m | 1 | 16340 | 5" | 1.32" |
| W2661* | Li-Ion | 8 | 32 | BLK | Y | 300+ | 0.5 | 125m | Built-in | 10440 | 4.125" | 1.125" |
| W2663* | Li-Ion | 6 | 24 | CRD | N | 300+ | 0.5 | 125m | Built-in | 10440 | 4.125" | 1.125" |
| W2668* | USB | 6 | 24 | CRD | N | 400+ | 2 | 80m | Built-in | 16340 | 4.875" | 1.43" |
| W2669* | Li-Ion | 6 | 24 | CRD | N | 4000+ | 4.5 | 320m | 2 | 26650 | 8.75" | 1.98" |

FIREPOINT X 350+LM PEN LIGHT

- Adjustable DuoFocus beam goes from spot to flood.
- Super Bright Seoul LED never needs replacing.
- Anodized tactical aluminum housing.
- Water and impact resistant.



| Item # | | IP | MP | PKG | Display | Lumens | Run Time | Beam Distance | Battery | | Length | Head Diameter |
|--------|--------|----|----|-----|---------|--------|----------|---------------|---------|-------|--------|---------------|
| | | | | | | | | | Qty. | Type | | |
| W2667* | Li-Ion | 6 | 24 | CRD | N | 350+ | 3 | 108m | 1 | 10850 | 7" | .975" |

LI-ION RECHARGEABLE BATTERIES

- No memory effect - recharge up to 1200 times whether fully or partially drained.
- Built-in circuit protection to ensure proper venting, prevent overcharge or discharge.



| Item # | | IP | MP | PKG | Display | Capacity (mAh) | Voltage (v) | Watt Hour (Wh) | Recharge Times | Length | Diameter |
|---------|-------|----|----|-----|---------|----------------|-------------|----------------|----------------|--------|----------|
| | | | | | | | | | | | |
| W2659B* | 16340 | 6 | 48 | CRD | N | 700 | 3.7 | 2.59 | 500 | 1.42" | .66" |
| W2669B* | 26650 | 12 | 48 | CRD | N | 4000 | 3.7 | 14.8 | 800 | 2.56" | 1.02" |

DUAL BATTERY USB CHARGERS

- Home and travel charger for standard 18650, 26650, 16340 and other model lithium ion batteries.
- Designed to charge your batteries quickly and safely.
- Automatically stops when charging is complete.
- Includes micro USB cable.



Includes 39" micro USB cable.

| Item # | | IP | MP | PKG | Display | Input (DC) | Output | Current | Fits | |
|---------|------------|----|----|-----|---------|------------|--------|---------|---------|---|
| | | | | | | | | | W2655C* | 6 |
| W2669C* | Adjustable | 6 | 24 | CRD | N | 5V | 4.2V | 1A | | |

PT POWER RECHARGEABLE WORK LIGHTS

30 LED SLIM WORK LIGHT

- Variable output dial adjust light output from 150 to over 600 lumens.
- Thin, low profile light bar body for access in confined areas.
- Swivel hook and removable 360° swivel magnetic base for hands free use.
- Comfortable lightweight housing with ergonomic grip.
- Built-in rechargeable lithium ion 18650 battery and charging cable.



Variable output dial adjust light output from 150 to over 600 lumens



| Item # | IP | MP | PKG | Display | Lumens | Run Time | Charge Time | Battery | | Length | Width |
|---------------|----|----|-----|---------|---------|----------|-------------|----------|-------|--------|-------|
| | | | | | | | | Qty. | Type | | |
| W2231* | 10 | 50 | CBX | N | 150-600 | 2.5 | 2 | Built-in | 18650 | 14.8" | 1.4" |

FIREPOINT X FOLDING LI-ION THIN LIGHT

- 180 degree pivoting light bar shines up to 800lm of light.
- High output area light and spotlight in one tool.
- Thin, low profile light bar body for access in confined areas.
- Swivel hook and magnetic base for hands free use.
- High impact housing with ergonomic rubber grip.
- Built-in rechargeable lithium ion 18650 battery and charging cable.



W2665



W2670



| Item # | | IP | MP | PKG | Display | Lumens | Run Time | Charge Time | Battery | | Length | |
|---------------|--------------|----|----|-----|---------|--------|----------|-------------|----------|-------|--------|-------|
| | | | | | | | | | Qty. | Type | Open | Close |
| W2665* | Single | 6 | 24 | CRD | N | 700 | 3 | 2 | Built-in | 18650 | 10.625 | 6" |
| W2670* | Double Sided | 6 | 24 | CRD | N | 800 | 3 | 2 | Built-in | 18650 | 10.625 | 6" |

FIREPOINT X 1000+LM LI-ION PENLIGHT

- High performance pen light produces 1000+ lumens and fits in your pocket.
- Anodized tactical aluminum housing with pocket clip.
- Super Bright LEDs never need replacing.
- Water and impact resistant. High strength magnetic base.
- Includes USB charging base and cable



| Item # | IP | MP | PKG | Display | Lumens | Run Time | Battery | | Length | Width |
|---------------|----|----|-----|---------|--------|----------|---------|-------|--------|-------|
| | | | | | | | Qty. | Type | | |
| W2662* | 6 | 24 | CRD | N | 1000+ | 2 | 1 | 18650 | 7.5" | 1.23" |

FIREPOINT X 1200 LM LI-ION RECHARGEABLE WORK LIGHT

- Produces over 1200 lumens of bright white light.
- LED technology means unit stays cool enough to touch.
- Pivoting handle can be used as a stand or hanging/ carrying and includes a snap-on hook.
- Wide angle LEDs distribute large flood beam of light.



| Item # | IP | MP | PKG | Display | Lumens | Run Time | Charge Time | Battery | | Length | Width |
|---------------|----|----|-----|---------|--------|----------|-------------|----------|------|--------|-------|
| | | | | | | | | Qty. | Type | | |
| W2234* | 6 | 24 | CRD | N | 1200+ | 2 | 3-4 | Built-in | | 4.75" | 7.5" |

FIREPOINT 3-IN-1 POCKET TECH LIGHT

- Professional grade lifetime LED & licensed COB technology strip.
- (2) Output Settings: Penlight - 70 lumens, 2 hr runtime, 112ft beam distance.
- Side light - 60 lumens, 2 hr runtime, 23ft beam distance.
- Endcap power button with tough pad stylus.
- Powered by 1AAA battery (included)



Penlight



Area Light

Touch screen stylus



| Item # | IP | MP | PKG | Display | Lumens | Run Time | Charge Time | Battery | | Length | Width | |
|---------------|----|----|-----|---------|------------|----------|-------------|---------|------|--------|-------|-----|
| | | | | | | | | Qty. | Type | | | |
| W2332* | 8 | 48 | CRD | N | Penlight | 70 | 2 | 34m | 1 | AAA | 5.5" | .5" |
| | | | | | Area Light | 60 | 2 | 7m | | | | |

FIREPOINT PENLIGHT

- High performance work light produces 450+ lumens
- Super Bright Nichia LEDs never need replacing
- Anodized aluminum housing with pocket clip
- High strength magnetic base



| Item # | IP | MP | PKG | Display | Lumens | Battery | | Length | Width |
|---------------|----|----|-----|---------|--------|---------|------|--------|-------|
| | | | | | | Qty. | Type | | |
| W2331* | 6 | 24 | CRD | N | 452 | 3 | AA | 7.5" | 0.75" |

PT POWER FLASHLIGHTS

FIREPOINT DUOFOCUS FLASHLIGHT

- Adjustable DuoFocus beam goes from spot to flood.
- Anodized tactical aluminum housing.
- Water and impact resistant.



| Item # | IP | MP | PKG | Display | Lumens | Run Time | Beam Distance | Battery | | Length | Head Diameter | |
|--------|--------|----|-----|---------|--------|----------|---------------|---------|------|--------|---------------|----|
| | | | | | | | | Qty. | Type | | | |
| W2405* | Pewter | 6 | 24 | CRD | N | 2,369 | 1.5 | 135m | 9 | AA | 11.5" | 2" |
| W2499* | Black | 2 | 12 | CRD | N | 1,068 | 13 | 346m | 9 | AA | 9.25" | 2" |

FIREPOINT LED FLASHLIGHTS

- Aircraft grade aluminum flashlight.
- Water and impact resistant.
- Anodized tactical aluminum housing.



| Item # | IP | MP | PKG | Display | Lumens | Run Time | Beam Distance | Battery | | Length | Head Diameter | |
|--------|------------|----|-----|---------|--------|----------|---------------|---------|------|--------|---------------|--------|
| | | | | | | | | Qty. | Type | | | |
| W2478* | Pewter | 8 | 48 | CRD | N | 419 | 5.5 | 250m | 4 | AAA | 5.25" | 1.625" |
| W2458* | Gun Metal | 8 | 32 | BLK | Y | 271 | 2.5 | 105m | 3 | AAA | 5" | 1.325" |
| W2481* | Gun Metal | 8 | 48 | CRD | Y | 103 | 2 | 121m | 3 | AAA | 4.375" | 1.325" |
| W2474* | Gun Metal | 6 | 48 | BLK | Y | 75 | 3.5 | 100m | 3 | AAA | 4.75" | 1.325" |
| W2650* | Gun Metal | 6 | 24 | CRD | N | 210 | 3 | 80m | 1 | AA | 4.625" | 1.28" |
| W2488* | Black Slim | 12 | 48 | CRD | N | 169 | 6 | 76m | 2 | AA | 5.875" | 1.035" |

FIREPOINT LED/LASER FLASHLIGHTS

- Features high output flashlight, laser pointer and UV light¹.
- Anodized tactical aluminum housing.



| Item # | IP | MP | PKG | Display | Lumens | Run Time | Beam Distance | Battery | | Length | Head Diameter | |
|--------|-----------------------|----|-----|---------|--------|----------|---------------|---------|------|--------|---------------|--------|
| | | | | | | | | Qty. | Type | | | |
| W2444* | UV/Laser ¹ | 12 | 48 | CRD | N | 43 | 7.5 | 41m | 3 | AAA | 5.25" | 1.325" |
| W2468* | UV/Laser ¹ | 12 | 48 | CRD | N | 43 | 7.5 | 41m | 3 | AAA | 5.25" | 1.325" |
| W2472* | Laser | 8 | 48 | CRD | Y | 119 | 3 | 79m | 3 | AAA | 4.75" | 1.325" |

STORM COMPOSITE FLASHLIGHTS

- Super Bright Nichia LEDs never need replacing.
- Flashlight submersible to one meter.
- US Patent D659870.



| Item # | IP | MP | PKG | Display | Lumens | Run Time | Beam Distance | Battery Qty. | Battery Type | Length | Head Diameter | |
|--------|------------|----|-----|---------|--------|----------|---------------|--------------|--------------|--------|---------------|-------|
| W2456* | Black | 12 | 48 | BLK | Y | 65 | 6.5 | 76m | 3 | AAA | 3.75" | 1.25" |
| W2477* | Black | 12 | 144 | CRD | N | 65 | 6.5 | 76m | 3 | AAA | 3.75" | 1.25" |
| W2455* | Camo | 12 | 48 | BLK | Y | 65 | 6.5 | 76m | 3 | AAA | 3.75" | 1.25" |
| W2483* | Camo | 12 | 48 | CRD | N | 65 | 6.5 | 76m | 3 | AAA | 3.75" | 1.25" |
| W2489* | Pink | 12 | 144 | BLK | Y | 65 | 6.5 | 76m | 3 | AAA | 3.75" | 1.25" |
| W2495* | 3-PK Color | 6 | 24 | CRD | Y | 65 | 6.5 | 76m | 3 | AAA | 3.75" | 1.25" |
| W2491* | W/Knife | 8 | 32 | DBL | Y | 65 | 6.5 | 76m | 3 | AAA | 3.75" | 1.25" |
| W2453* | 2-Pack | 8 | 32 | CRD | Y | 65 | 6.5 | 76m | 3 | AAA | 3.75" | 1.25" |

3-PC LED FLASHLIGHT & LANTERN

- Multi-Pack set great for outdoors.
- Compact Product Design for easy transport.



| Item # | IP | MP | PKG | Display | Lumens | Run Time | Beam Distance | Battery Qty. | Battery Type | Length | Head Diameter | |
|--------|----|----|-----|---------|--------|----------|---------------|--------------|--------------|--------|---------------|-------|
| W2341* | 3 | 12 | CRD | N | 1 | 65 | 6.5 | 76m | 3 | AAA | 3.75" | |
| | | | | | 2 | 60 | - | - | 2 | AA | - | 7.75 |
| | | | | | 3 | 50 | - | - | 4 | AA | 6" | 2.125 |

ESSENTIAL LED FLASHLIGHTS

- Super Bright Nichia LED never needs replacing.
- Anodized aluminum flashlight.



| Item # | IP | MP | PKG | Display | Lumens | Run Time | Beam Distance | Battery Qty. | Battery Type | Length | Head Diameter | |
|--------|-------------|----|-----|---------|--------|----------|---------------|--------------|--------------|--------|---------------|-------|
| W2450* | Black | 16 | 64 | CRD | Y | 85 | 9.5 | 100m | 3 | AAA | 3.625" | 1.05" |
| W2451* | Multi-Color | 16 | 64 | BLK | Y | 85 | 9.5 | 100m | 3 | AAA | 3.625" | 1.05" |
| W2452* | Camo | 16 | 64 | BLK | Y | 85 | 9.5 | 100m | 3 | AAA | 3.625" | 1.05" |
| W2459* | 2-Pack | 10 | 40 | CRD | Y | 85 | 9.5 | 100m | 3 | AAA | 3.625" | 1.05" |
| W2460* | 3-Pack | 6 | 24 | CRD | Y | 85 | 9.5 | 100m | 3 | AAA | 3.625" | 1.05" |

HEADLAMPS

LED HEADLAMPS

- Adjustable head band for maximum comfort

Flip down head for precise illumination. Rear battery pack for optimal balance.



W2492



W2463

Flip down head for precise illumination. Rear battery pack for optimal balance.

Adjustable DuoFocus beam goes from spot to flood.

W2342



W2485

4 bright white, wide angle LEDs create a large flood of light.



W2374



W2334



W2333



W2647



W2660

Comfortable and lightweight low profile design. Flip down head for precise illumination.



W2336

Simple clip design attached to the brim of most hats.

| Item # | IP | MP | PKG | Display | Lumens | Run Time | Beam Distance | Battery | | Length | Head Diameter | |
|--------|-----------|----|-----|---------|--------|----------|---------------|---------|------|--------|---------------|--------|
| | | | | | | | | Qty. | Type | | | |
| W2492* | FirePoint | 6 | 24 | CRD | N | 457 | 5.5 | 187m | 4 | AA | 2.75" | 1.375 |
| W2463* | FirePoint | 4 | 24 | CRD | N | 193 | 1.25 | 87m | 3 | AAA | 2.875" | 2" |
| W2660* | Li-Ion | 6 | 24 | CRD | N | 1000+ | 4 | 110m | 1 | 18650 | | |
| W2374* | 4 LED | 6 | 36 | CRD | Y | 199 | 5 | 28.2m | 3 | AAA | 2.75" | 1.75" |
| W2333* | 4 LED | 6 | 36 | CRD | Y | 180 | 5 | 28.2m | 3 | AAA | 2.75" | 1.75" |
| W2485* | 6 LED | 12 | 72 | CRD | N | 38 | 6.5 | 28.5m | 3 | AAA | 2.75" | 1.575" |
| W2342* | Brim Clip | 8 | 48 | CRD | N | 106 | 3.5 | 58m | 3 | AAA | 4" | 2.125" |
| W2336* | Brim Clip | 12 | 72 | CRD | N | 200 | 1.5 | 17.8m | 1 | Li-Ion | | |
| W2334* | 5 LED | 6 | 24 | CRD | N | 180 | 5 | 72m | 3 | AAA | 2.25" | 1.125" |
| W2647* | Head Lamp | 8 | 48 | DBL | N | 600 | 1.2 | 90m | 1 | 16340 | 3" | 0.75" |

LED WORK LIGHTS

- Wide angle high output white LED.
- Rare earth magnet on back for hands free work.



360° swivel hook for added versatility.



W2404

See Power Tool Section for more details.

| Item # | IP | MP | PKG | Display | Lumens | Run Time | Beam Distance | Battery | | Length | Head Diameter | |
|---------------|-------------|----|-----|---------|--------|----------|---------------|---------|------|--------|---------------|--------|
| | | | | | | | | Qty. | Type | | | |
| W2362* | Silver | 6 | 48 | BLK | N | 123 | 2 | 33m | 3 | AAA | 2.875" | 1.875" |
| W2367* | Silver | 8 | 48 | BLK | Y | 123 | 2 | 33m | 3 | AAA | 2.875" | 1.875" |
| W2364* | Multi-Color | 8 | 32 | BLK | Y | 123 | 2 | 13m | 3 | AAA | 2.875" | 1.875" |
| W2462* | Camo | 8 | 48 | CRD | Y | 123 | 2 | 13m | 3 | AAA | 2.875" | 1.875" |
| W2484* | 2-Pack Mini | 8 | 48 | CRD | Y | 32 | 4 | 13m | 2 | CR2032 | 2" | 1.2" |
| W2404* | Underhood | 4 | 24 | CRD | N | 513 | 1.25 | 60m | 2 | Li-Ion | 16" | 2.5" |

HAND HELD LED WORK LIGHTS



Thin, low profile light bar body for access in confined areas. Light bar adjusts 120° for precise illumination. Swivel hook and magnetic base for hands free use.

W2419



W2348
W2358

Area light and spotlight in one tool. Moveable magnetic base for directing light in any direction.



Strong magnet attaches to almost any metal surface. Swivel hook adjusts to multiple angles and stores away easily.

W2424



| Item # | IP | MP | PKG | Display | Lumens | Run Time | Beam Distance | Battery | | Length | Width | |
|---------------|-----------|----|-----|---------|--------|----------|---------------|---------|------|--------|-------|-------|
| | | | | | | | | Qty. | Type | | | |
| W2419* | 12+1 Slim | 1 | 12 | CBX | N | 542 | 4.25 | 43m | 3 | AA | 13.5" | 1.5" |
| W2424* | 3 LED | 12 | 24 | CLM | N | 248 | 11 | 27 | 3 | AA | 8" | 2.5" |
| W2348* | 3 +1 LED | 3 | 24 | BLK | Y | 154 | 6.5 | 4.6m | 3 | AA | 8.5" | 2.25" |
| W2358* | 3 +1 LED | 6 | 48 | CRD | N | 154 | 6.5 | 4.6m | 3 | AA | 8.5" | 2.25" |

LED MOONSTICKS

- Make yourself visible at night.
- Safe alternative to chemical glow sticks.
- LED never needs replacing.
- On and blink functions.
- Wrist lanyard.



| Item # | IP | MP | PKG | Display | Lumen | Run Time | Beam Distance | Battery | | Length | |
|---------------|------|----|-----|---------|-------|----------|---------------|---------|------|--------|------|
| | | | | | | | | Qty. | Type | | |
| W2349* | 4-PK | 6 | 24 | CRD | Y | - | 12 | N/A | 3 | AG13 | 8.5" |
| W2357* | | 12 | 72 | BLK | Y | - | 12 | N/A | 3 | AG13 | 8.5" |

SPECIALTY LIGHTING

POCKET & PEN LIGHTS



| Item # | IP | MP | PKG | Display | Lumens | Run Time | Beam Distance | Battery | | Length | Head Diameter | |
|---------------|--------------|----|-----|---------|--------|----------|---------------|---------|------|--------|---------------|--------|
| | | | | | | | | Qty. | Type | | | |
| W2354* | 6 + 1 LED | 12 | 48 | BLK | Y | 106 | 5.5 | 23m | 3 | AAA | 6.75" | 0.725" |
| W2420* | 3 + 1 LED | 12 | 48 | BLK | Y | 136 | 16 | 24m | 3 | AAA | 6.375" | 0.75" |
| W2421* | 3 + 1 LED | 6 | 36 | CRD | N | 136 | 16 | 24m | 3 | AAA | 6.375" | 0.75" |
| W2428* | 3 + 1 LED UV | 6 | 48 | CRD | N | 39 | 16 | 24m | 3 | AAA | 6.375" | 0.75" |
| W2330* | FirePoint | 12 | 72 | BLK | Y | 243 | 2.5 | 72m | 3 | AAA | 6.625" | 0.75" |
| W2352* | Essential | 12 | 72 | CRD | N | 72 | 4.5 | 73m | 3 | AAA | 6.625" | 0.665" |
| W2356* | Essential | 12 | 72 | BLK | Y | 72 | 4.5 | 73m | 3 | AAA | 6.625" | 0.665" |
| W2366* | Swivel | 12 | 72 | CRD | Y | 7.5 | 11 | 21m | 2 | AA | 6.25" | 0.655" |

SPECIALTY LED WORK LIGHTS

Lantern lens slides up for use as a lantern mode and back down for use as a flashlight.



W2447



Heavy duty ABS plastic housing. Emergency red flasher.

W2326

180 degree folding magnetic base for hands free use



Includes 360 degree hook and hands free magnet



W2322

| Item # | IP | MP | PKG | Display | Lumen | Run Time | Beam Distance | Battery | | Length | Head Diameter | |
|---------------|-------------|----|-----|---------|-------|----------|---------------|---------|------|--------|---------------|--------|
| | | | | | | | | Qty. | Type | | | |
| W2447* | Slide Light | 6 | 24 | BLK | Y | 248 | 2.5 | 20m | 3 | AAA | 4.675" | 2.125" |
| W2322* | Clip Light | 12 | 48 | BLK | Y | 192 | 1.5 | | 3 | AAA | 4.25" | - |
| W2326* | COB Light | 6 | 24 | CRD | | 200 | 2.5 | 20m | 3 | AAA | 2.5" | 5" |

LED SAFETY FLARES

- Tough plastic construction is compact and lightweight.
- 12 bright red LEDs last up to 50 hours.
- 5 light patterns: 3 LED area light, rotate, blink, flash, 12 LED light.
- Swivel hook and magnet on back for hands free use.



| Item # | IP | MP | PKG | Display | Lumen | Run Time | Beam Distance | Battery | | Length | Head Diameter | |
|---------------|------|----|-----|---------|-------|----------|---------------|---------|------|--------|---------------|--------|
| | | | | | | | | Qty. | Type | | | |
| W2343* | 3-PK | 4 | 32 | CRD | N | - | 50+ | N/A | 3 | AAA | 1.375" | 3.785" |
| W2368* | | 6 | 36 | CRD | N | - | 50+ | N/A | 3 | AAA | 1.375" | 3.785" |



| Item # | Description |
|---------|--|
| W59412B | 12' Pht planogram |
| W59412W | 12' Pht planogram |
| W59505B | 3/4 in. & 1 in. Dr. PHT POG |
| W59505W | 3/4 in. & 1 in. Dr. PHT POG |
| W59508B | 8 ft. PHT Planogram |
| W59508W | 8 ft. PHT POG (1/4 in., 3/8 in. & 1/2 in.) |
| W59512B | 12 ft. PHT Planogram w/Ratcheting Wrenches |
| W59512W | 12 ft. PHT POG w/Ratcheting Wrenches |

TOOL BOARD ASSORTMENTS

| Item # | Description |
|--------|---|
| W59520 | Ratcheting Wrench Tool Assort. |
| W59521 | SAE/Metric Combination Wrenches |
| W59529 | 3/4 in. Dr. 12pt SAE/Metric Sockets |
| W59544 | Power Bit Accessory Board |
| W59547 | Specialty Bit Socket Assortment |
| W59548 | 3/4 in. & 1 in. Dr. Impact Socket Assort. |
| W59551 | Screwdrivers & Sets Assortment |
| W59552 | Pliers & Adjustable Assortment |
| W59553 | 1/4 in. Dr. Socket & Accessory Assort. |
| W59554 | 3/8 in. Dr. 6pt Socket Assortment |
| W59555 | 3/8 And 1/2 Dr. Tools Assortment |
| W59556 | 1/2 in. Dr. 6pt Socket Assortment |
| W59557 | 3/4 in. Dr. Tools Assortment |
| W59558 | Jumbo Combination Wrench Assortment |
| W59559 | Specialty Wrench Assortment |
| W59561 | 3/8 in. Dr. Impact Socket Assortment |
| W59562 | Jumbo Wrench Assortment |
| W59563 | 3/4 in. Dr. Socket & Accessory Assort. |
| W59564 | Wrench Set Tool Assortment |
| W59565 | 3/8 in. Dr. 12pt Socket Assortment |
| W59566 | Striking Tools Assortment |
| W59567 | 1/2 in. Impact Socket Assortment |
| W59591 | Drive Tools & Accessories |
| W59592 | Impact Socket & Accessories |
| W59593 | Torque Drive Tools Assortment |
| W59594 | Specialty Wrenches & Drivers |
| W59595 | Specialty Pliers & Cutters |
| W59799 | Long Handle Assortment |



**Contact a
Performance
Tool Rep
today for
more info!**

SPECIALTY TOOLS ASSORTMENT LISTING



| Item # | Description |
|---------|-------------------------------------|
| W59402B | 8 ft. Specialty Tool POG Black Bar |
| W59402W | 8 ft. Specialty Tool POG White Bar |
| W59502B | 12 ft. Specialty Tool POG Black Bar |
| W59502W | 12 ft. Specialty Tool POG White Bar |
| W59702B | 12 ft. Specialty Tool POG Black |
| W59702W | 12 ft. Specialty Tool POG White |
| W59704B | 4 ft. Specialty Tool POG Black |
| W59704W | 4 ft. Specialty Tool POG White |
| W59708B | 8 ft. Specialty Tool POG |
| W59708W | 8 ft. Specialty Tool POG |
| W59201 | Spec. Tool Spinner Rack POG |



Contact a Performance Tool Rep today for more info!

TOOL BOARD ASSORTMENTS

| Item # | Description |
|--------|---------------------------------|
| W59750 | Brake 1 Tool board |
| W59751 | Brake 2 Tool board |
| W59752 | Engine 1 Tool board |
| W59753 | Engine 2 Tool board |
| W59754 | Drivetrain Tool board |
| W59755 | Ignition Tool board |
| W59756 | Puller 1 Tool board |
| W59757 | Puller 2 Tool board |
| W59758 | Fuel Tool Board |
| W59759 | General 1 Tool Board |
| W59760 | General 2 Tool Board |
| W59761 | General 3 Tool Board |
| W59762 | Filter Wrench Tool Board |
| W59763 | Airtight Tool Board |
| W59546 | Air Tool Accessories Assortment |
| W59764 | Home/Auto Hardware Kit |
| W59765 | General Use Hardware Kit |
| W59204 | Cable Tie Tool board |



| Item # | Page | Item # | Page | Item # | Page | Item # | Page | Item # | Page | Item # | Page | Item # | Page |
|-----------|------|-----------|------|-----------|------|------------|-------------|--------------|---------|--------------|------|--------------|----------|
| 166..... | 328 | 1150..... | 305 | 1482..... | 308 | 1959..... | 311 | 20214..... | 325 | BC-24..... | 255 | M585DB..... | 303 |
| 167..... | 328 | 1153..... | 305 | 1483..... | 308 | 1960..... | 311 | 20215..... | 325 | BC-24-1..... | 255 | M586C..... | 302 |
| 204..... | 326 | 1155..... | 305 | 1484..... | 308 | 1962..... | 311 | 20216..... | 325 | BC-30..... | 255 | M587C..... | 185 |
| 330..... | 329 | 1156..... | 305 | 1485..... | 308 | 1969..... | 311 | 20217..... | 325 | BC-30-1..... | 255 | M588DB..... | 184, 291 |
| 354..... | 330 | 1157..... | 305 | 1486..... | 308 | 1973..... | 311 | 20218..... | 325 | BC-36..... | 255 | M589DB..... | 185, 291 |
| 356..... | 330 | 1159..... | 305 | 1488..... | 308 | 1974..... | 311 | 20219..... | 325 | BC-36-1..... | 255 | M590DB..... | 184, 291 |
| 357..... | 329 | 1160..... | 306 | 1489..... | 308 | 1975..... | 311 | 20220..... | 325 | M194..... | 193 | M591DB..... | 185, 291 |
| 372..... | 327 | 1161..... | 306 | 1490..... | 308 | 1976..... | 311 | 20221..... | 325 | M195..... | 193 | M592DB..... | 184, 291 |
| 373..... | 327 | 1162..... | 306 | 1491..... | 308 | 1977..... | 311 | 20222..... | 64, 325 | M196..... | 192 | M593DB..... | 185, 291 |
| 395..... | 327 | 1166..... | 306 | 1495..... | 308 | 1978..... | 311 | 20224..... | 325 | M197..... | 192 | M594DB..... | 184, 291 |
| 396..... | 327 | 1167..... | 306 | 1496..... | 308 | 1979..... | 311 | 20225..... | 325 | M198..... | 192 | M595DB..... | 185, 291 |
| 398..... | 328 | 1168..... | 306 | 1498..... | 308 | 1980..... | 311 | 20226..... | 325 | M199..... | 192 | M598DB..... | 299 |
| 403..... | 328 | 1400..... | 306 | 1499..... | 309 | 1981..... | 311 | 20227..... | 267 | M200DB..... | 192 | M601P..... | 300 |
| 410..... | 328 | 1401..... | 306 | 1500..... | 309 | 1982..... | 311 | 20228..... | 325 | M201..... | 192 | M602P..... | 301 |
| 418..... | 328 | 1402..... | 306 | 1502..... | 309 | 20100..... | 72, 323 | 20229..... | 325 | M202-P..... | 192 | M603P..... | 301 |
| 422..... | 328 | 1404..... | 306 | 1503..... | 309 | 20101..... | 72, 323 | 20230..... | 325 | M203..... | 192 | M604C..... | 298 |
| 429..... | 329 | 1405..... | 306 | 1507..... | 309 | 20102..... | 72, 323 | 60100..... | 104 | M204..... | 192 | M606..... | 301 |
| 435..... | 331 | 1406..... | 306 | 1511..... | 309 | 20103..... | 323 | 60101..... | 104 | M205..... | 193 | M608..... | 300 |
| 440..... | 331 | 1407..... | 306 | 1512..... | 309 | 20104..... | 191, 323 | 60102..... | 104 | M206..... | 189 | M609C..... | 72, 298 |
| 443..... | 331 | 1408..... | 306 | 1513..... | 309 | 20105..... | 323 | 60103..... | 104 | M208..... | 101 | M610..... | 300 |
| 535..... | 326 | 1409..... | 306 | 1515..... | 309 | 20106..... | 323 | 60104..... | 104 | M461..... | 298 | M611..... | 298 |
| 538..... | 326 | 1410..... | 306 | 1516..... | 309 | 20107..... | 323 | 60105..... | 104 | M464..... | 298 | M613..... | 301 |
| 546..... | 326 | 1412..... | 306 | 1518..... | 309 | 20108..... | 323 | 60106..... | 104 | M465..... | 298 | M617..... | 301 |
| 549..... | 326 | 1413..... | 306 | 1519..... | 309 | 20109..... | 323 | 60107..... | 104 | M476..... | 301 | M619..... | 300 |
| 550..... | 327 | 1414..... | 306 | 1520..... | 309 | 20110..... | 323 | 60108..... | 104 | M477..... | 301 | M620..... | 288 |
| 551..... | 327 | 1415..... | 306 | 1522..... | 309 | 20111..... | 323 | 60109..... | 104 | M478..... | 301 | M622..... | 286 |
| 552..... | 327 | 1416..... | 306 | 1523..... | 309 | 20116..... | 224, 323 | 60110..... | 104 | M479..... | 301 | M624..... | 286 |
| 560..... | 327 | 1417..... | 306 | 1524..... | 309 | 20117..... | 323 | 60111..... | 104 | M481..... | 299 | M625..... | 286 |
| 581..... | 327 | 1418..... | 306 | 1526..... | 309 | 20118..... | 323 | 60112..... | 104 | M482..... | 299 | M627..... | 286 |
| 585..... | 327 | 1419..... | 306 | 1527..... | 309 | 20119..... | 323 | 60113..... | 104 | M483..... | 299 | M628..... | 301 |
| 606..... | 326 | 1420..... | 306 | 1528..... | 309 | 20120..... | 323 | 60114..... | 104 | M484..... | 299 | M631..... | 286 |
| 615..... | 326 | 1421..... | 306 | 1529..... | 309 | 20122..... | 323 | 60200..... | 105 | M486..... | 299 | M632..... | 286 |
| 623..... | 327 | 1422..... | 307 | 1900..... | 309 | 20124..... | 63, 323 | 60201..... | 105 | M487..... | 299 | M634..... | 286 |
| 625..... | 326 | 1423..... | 307 | 1901..... | 309 | 20126..... | 267, 323 | 60202..... | 105 | M503..... | 296 | M635..... | 300 |
| 626..... | 326 | 1424..... | 307 | 1903..... | 309 | 20127..... | 64, 323 | 60203..... | 105 | M504C..... | 298 | M637..... | 287 |
| 701..... | 330 | 1426..... | 307 | 1904..... | 309 | 20128..... | 266, 323 | 60204..... | 105 | M505C..... | 298 | M639..... | 287 |
| 702..... | 330 | 1428..... | 307 | 1906..... | 309 | 20129..... | 267, 323 | 60206..... | 105 | M516C..... | 303 | M641..... | 292 |
| 705..... | 330 | 1429..... | 307 | 1907..... | 310 | 20130..... | 323 | 60207..... | 105 | M517..... | 303 | M643..... | 293 |
| 706..... | 330 | 1430..... | 307 | 1908..... | 310 | 20133..... | 324 | 60208..... | 105 | M518..... | 302 | M647..... | 293 |
| 713..... | 330 | 1432..... | 307 | 1909..... | 310 | 20134..... | 92, 324 | 60209..... | 105 | M519..... | 302 | M648..... | 287 |
| 800..... | 329 | 1433..... | 307 | 1910..... | 310 | 20135..... | 72, 324 | 60210..... | 72, 105 | M520..... | 303 | M649..... | 287 |
| 1100..... | 304 | 1434..... | 307 | 1911..... | 310 | 20140..... | 63, 324 | 60220..... | 67 | M521..... | 303 | M651..... | 287 |
| 1101..... | 304 | 1435..... | 307 | 1912..... | 310 | 20145..... | 225, 324 | 60300..... | 103 | M522..... | 302 | M655..... | 300 |
| 1103..... | 304 | 1436..... | 307 | 1913..... | 310 | 20146..... | 324 | 60301..... | 103 | M523..... | 298 | M656..... | 290 |
| 1105..... | 304 | 1437..... | 307 | 1914..... | 310 | 20147..... | 324 | 60302..... | 103 | M524..... | 302 | M658..... | 293 |
| 1106..... | 304 | 1438..... | 307 | 1916..... | 310 | 20148..... | 324 | 60303..... | 103 | M525..... | 303 | M660..... | 288 |
| 1107..... | 304 | 1439..... | 307 | 1917..... | 310 | 20149..... | 324 | 60304..... | 103 | M535..... | 290 | M661..... | 289 |
| 1108..... | 304 | 1440..... | 307 | 1919..... | 310 | 20150..... | 268, 324 | 60306..... | 103 | M545..... | 295 | M662..... | 289 |
| 1109..... | 304 | 1441..... | 307 | 1922..... | 310 | 20151..... | 225, 324 | 60307..... | 103 | M546..... | 294 | M664..... | 294 |
| 1110..... | 304 | 1442..... | 307 | 1923..... | 310 | 20152..... | 224, 324 | 60309..... | 103 | M547..... | 290 | M665..... | 301 |
| 1111..... | 304 | 1443..... | 307 | 1924..... | 310 | 20154..... | 225, 324 | 60310..... | 105 | M548..... | 292 | M667..... | 301 |
| 1112..... | 304 | 1445..... | 307 | 1925..... | 310 | 20155..... | 324 | 60311..... | 103 | M549..... | 295 | M668..... | 288 |
| 1114..... | 304 | 1446..... | 307 | 1927..... | 310 | 20156..... | 225, 324 | 60397..... | 15 | M550DB..... | 288 | M669..... | 288 |
| 1115..... | 304 | 1448..... | 307 | 1928..... | 310 | 20157..... | 324 | 60398..... | 102 | M552DB..... | 289 | M672..... | 300 |
| 1116..... | 304 | 1449..... | 307 | 1929..... | 310 | 20162..... | 324 | 60399..... | 102 | M553C..... | 289 | M676..... | 297 |
| 1117..... | 304 | 1450..... | 307 | 1930..... | 310 | 20165..... | 72, 324 | 60400..... | 102 | M554C..... | 289 | M680..... | 251, 295 |
| 1119..... | 305 | 1451..... | 307 | 1932..... | 310 | 20169..... | 270, 324 | 60401..... | 102 | M555-24..... | 288 | M685..... | 302 |
| 1120..... | 305 | 1452..... | 307 | 1933..... | 310 | 20170..... | 266, 324 | 60402..... | 102 | M555-32..... | 288 | M686..... | 302 |
| 1121..... | 305 | 1453..... | 307 | 1934..... | 310 | 20177..... | 324 | 60404..... | 102 | M558DB..... | 286 | M687..... | 302 |
| 1122..... | 305 | 1455..... | 307 | 1935..... | 310 | 20180..... | 64, 324 | 60405..... | 102 | M560DB..... | 287 | M688..... | 299 |
| 1123..... | 305 | 1456..... | 307 | 1936..... | 310 | 20181..... | 324 | 60500..... | 104 | M561..... | 287 | M689..... | 292 |
| 1124..... | 305 | 1459..... | 307 | 1937..... | 310 | 20183..... | 324 | 60501..... | 104 | M562DB..... | 286 | M693..... | 299 |
| 1125..... | 305 | 1460..... | 308 | 1938..... | 310 | 20187..... | 19 | 60502..... | 104 | M563DB..... | 289 | M694..... | 299 |
| 1126..... | 305 | 1461..... | 308 | 1939..... | 310 | 20191..... | 324 | 60503..... | 104 | M564DB..... | 287 | M695..... | 299 |
| 1127..... | 305 | 1462..... | 308 | 1940..... | 310 | 20192..... | 98 | 60504..... | 105 | M565C..... | 290 | M696..... | 288 |
| 1129..... | 305 | 1463..... | 308 | 1941..... | 310 | 20193..... | 267 | 60505..... | 303 | M566DB..... | 290 | M697..... | 292 |
| 1131..... | 305 | 1464..... | 308 | 1942..... | 310 | 20194..... | 62 | 60506..... | 105 | M567DB..... | 290 | M701..... | 297 |
| 1135..... | 305 | 1465..... | 308 | 1943..... | 311 | 20195..... | 63 | 60507..... | 105 | M568DB..... | 292 | M702..... | 297 |
| 1136..... | 305 | 1466..... | 308 | 1944..... | 311 | 20197..... | 22, 62, 324 | 60508..... | 104 | M569DB..... | 292 | M705..... | 296 |
| 1137..... | 305 | 1468..... | 308 | 1945..... | 311 | 20200..... | 325 | 60605..... | 303 | M570C..... | 295 | M706..... | 296 |
| 1139..... | 305 | 1470..... | 308 | 1946..... | 311 | 20202..... | 325 | 60606..... | 303 | M571C..... | 295 | M707..... | 296 |
| 1140..... | 305 | 1472..... | 308 | 1947..... | 311 | 20203..... | 325 | 60611..... | 298 | M573DB..... | 292 | M708..... | 296 |
| 1141..... | 305 | 1473..... | 308 | 1948..... | 311 | 20204..... | 325 | 60612..... | 298 | M574DB..... | 293 | M710..... | 296 |
| 1142..... | 305 | 1474..... | 308 | 1949..... | 311 | 20205..... | 325 | 60613..... | 298 | M575..... | 289 | M710K..... | 296 |
| 1144..... | 305 | 1475..... | 308 | 1950..... | 311 | 20207..... | 325 | 50-100..... | 61 | M576DB..... | 297 | M711..... | 296 |
| 1145..... | 305 | 1477..... | 308 | 1951..... | 311 | 20208..... | 325 | 50-101..... | 61 | M577B..... | 297 | M715..... | 295 |
| 1146..... | 305 | 1478..... | 308 | 1952..... | 311 | 20209..... | 325 | BC-8..... | 255 | M579C..... | 289 | M731..... | 296 |
| 1147..... | 305 | 1479..... | 308 | 1955..... | 311 | 20210..... | 325 | BC-14..... | 255 | M580C..... | 289 | M740-24..... | 184 |
| 1148..... | 305 | 1480..... | 308 | 1957..... | 311 | 20212..... | 325 | BC-18..... | 255 | M582DB..... | 294 | M740-26..... | 184 |
| 1149..... | 305 | 1481..... | 308 | 1958..... | 311 | 20213..... | 325 | BC-18-1..... | 255 | M584DB..... | 295 | M740-27..... | 185 |

NUMERICAL INDEX

| Item # | Page | Item # | Page | Item # | Page | Item # | Page | Item # | Page | Item # | Page | Item # | Page |
|---------|----------|--------|------|---------|------|---------|------|--------|-------------|--------|----------|-----------|----------|
| M740-28 | 184 | M827 | 185 | M955 | 185 | W12C | 212 | W232C | 63 | W482 | 62, 322 | W974 | 72 |
| M740-30 | 184 | M828 | 185 | M956 | 185 | W13 | 100 | W233 | 279 | W483 | 70, 322 | W975 | 224, 316 |
| M740-32 | 184 | M829 | 185 | M957 | 185 | W14 | 100 | W234C | 278 | W485 | 322 | W985 | 64 |
| M740-34 | 184 | M830 | 185 | M958 | 185 | W14-SKH | 196 | W235 | 278 | W487 | 223, 322 | W990 | 64 |
| M740-36 | 184 | M831 | 185 | M959 | 185 | W15MP | 204 | W241 | 121 | W488 | 322 | W1000 | 91 |
| M740-38 | 184 | M832 | 185 | M962 | 187 | W15P | 204 | W242 | 121 | W489 | 5 | W1001 | 91 |
| M740-40 | 184 | M834 | 185 | M963 | 187 | W17C | 191 | W243 | 121 | W501 | 72 | W1007DB | 90 |
| M740-42 | 184 | M836 | 185 | M964 | 187 | W26C | 69 | W270 | 113 | W501D | 72 | W1010 | 90, 258 |
| M740-44 | 184 | M837 | 185 | M966 | 187 | W28 | 64 | W284 | 253 | W502 | 72 | W1012 | 90, 258 |
| M740-46 | 184 | M839 | 184 | M967 | 187 | W29 | 64 | W286 | 253 | W503 | 72 | W1013 | 90, 258 |
| M740-48 | 184 | M840 | 184 | M968 | 187 | W29C | 69 | W307C | 204 | W504 | 72 | W1014 | 90 |
| M741-30 | 185 | M841 | 184 | M969 | 187 | W30C | 69 | W308C | 204 | W506C | 71 | W1016 | 90 |
| M741-36 | 185 | M842 | 184 | M970 | 187 | W31C | 69 | W309C | 204 | W514 | 71 | W1018 | 91 |
| M741-46 | 185 | M843 | 184 | M971 | 187 | W38-SKH | 196 | W310C | 204 | W515 | 71 | W1019 | 91 |
| M742-32 | 184 | M844 | 184 | M972 | 187 | W116 | 91 | W311C | 204 | W530 | 45 | W1020 | 91 |
| M742-34 | 184 | M845 | 184 | M973 | 187 | W117 | 72 | W312C | 204 | W540 | 87 | W1021 | 91 |
| M742-36 | 184 | M846 | 184 | M974 | 187 | W123C | 158 | W313C | 204 | W541 | 87 | W1023 | 91 |
| M742-40 | 184 | M847 | 184 | M975 | 187 | W125C | 160 | W314C | 204 | W548 | 72 | W1024 | 54 |
| M742-42 | 184 | M848 | 184 | M976 | 187 | W129C | 160 | W315C | 204 | W549 | 72 | W1026 | 54 |
| M742-44 | 184 | M849 | 184 | M977 | 187 | W130C | 161 | W316C | 204 | W691 | 281 | W1028 | 90 |
| M742-46 | 184 | M850 | 184 | M980 | 101 | W131C | 160 | W317C | 204 | W692 | 281 | W1029 | 90 |
| M742-48 | 184 | M851 | 184 | M981 | 101 | W134DB | 145 | W318C | 204 | W695 | 281 | W1031 | 54 |
| M743-30 | 185 | M852 | 184 | M982 | 101 | W135P | 145 | W319C | 204 | W700C | 128 | W1032 | 54 |
| M743-33 | 184 | M853 | 184 | M983 | 101 | W136P | 145 | W320C | 204 | W701C | 129 | W1033 | 54 |
| M743-36 | 185 | M860 | 185 | M984 | 101 | W137P | 145 | W321C | 204 | W702C | 128 | W1037 | 54 |
| M745-10 | 185 | M861 | 185 | M1263 | 184 | W138P | 145 | W322C | 204 | W703 | 128 | W1039 | 213 |
| M745-12 | 184 | M862 | 185 | M4710 | 296 | W139 | 145 | W323C | 204 | W704C | 128 | W1044 | 207 |
| M745-14 | 184 | M863 | 185 | M7007 | 90 | W140 | 145 | W324C | 204 | W705 | 128, 255 | W1045 | 207 |
| M745-16 | 184 | M864 | 185 | M7008B | 257 | W141 | 145 | W325C | 204 | W709 | 202 | W1046 | 207 |
| M745-20 | 184 | M865 | 185 | M7019B | 316 | W142 | 136 | W326C | 204 | W721 | 8 | W1047 | 207 |
| M745-22 | 184 | M866 | 185 | M7020B | 258 | W147C | 92 | W327C | 204 | W726 | 277 | W1048 | 207 |
| M745-32 | 184 | M867 | 185 | M7030B | 258 | W147FB | 92 | W328C | 204 | W728 | 277 | W1061 | 204 |
| M745-40 | 184 | M868 | 185 | M7032B | 258 | W150 | 139 | W329C | 204 | W730 | 277 | W1062 | 204 |
| M745-44 | 184 | M869 | 185 | M7034B | 258 | W151P | 149 | W330C | 204 | W731 | 277 | W1069 | 203 |
| M745-52 | 184 | M870 | 185 | M7036B | 258 | W152C | 92 | W331C | 204 | W732 | 277 | W1075 | 258 |
| M747-16 | 184 | M871 | 185 | M7040B | 256 | W153 | 130 | W332C | 204 | W733 | 277 | W1076 | 258 |
| M747-20 | 184 | M872 | 185 | M7100 | 256 | W154 | 130 | W333C | 204 | W739 | 277 | W1084 | 203 |
| M747-30 | 184 | M873 | 185 | M7101 | 256 | W155 | 130 | W334C | 204 | W740C | 277 | W1091 | 202 |
| M747-38 | 184 | M874 | 185 | M7102 | 256 | W156 | 130 | W340C | 204 | W741C | 277 | W1092 | 202 |
| M765 | 187 | M876 | 185 | M7103 | 256 | W157 | 113 | W341C | 204 | W742 | 279 | W1093 | 203 |
| M771 | 185 | M877 | 185 | M7104 | 256 | W158 | 130 | W342C | 204 | W743 | 279 | W1099 | 203 |
| M772 | 185 | M880 | 185 | M7105 | 256 | W158C | 124 | W343B | 204 | W744 | 281 | W1101 | 207 |
| M773 | 185 | M882 | 185 | M7109 | 256 | W159C | 124 | W344B | 204 | W745C | 281 | W1102 | 207 |
| M774 | 185 | M891 | 184 | M7111 | 256 | W162C | 158 | W345B | 204 | W746 | 281 | W1103 | 207 |
| M780 | 187 | M892 | 184 | M7112 | 256 | W163C | 158 | W346B | 204 | W747 | 279 | W1104M | 205 |
| M782 | 185 | M893 | 184 | M7113 | 256 | W165 | 159 | W347B | 204 | W748 | 280 | W1107DB | 213 |
| M783 | 185 | M894 | 184 | M7114 | 256 | W166 | 159 | W348B | 204 | W749 | 279 | W1108C | 232 |
| M785 | 187 | M895 | 184 | M7115 | 256 | W170C | 126 | W349C | 204 | W750 | 261 | W1109C | 232 |
| M786 | 187 | M896 | 184 | M7116 | 256 | W171C | 113 | W350 | 205 | W751 | 261 | W1110C | 232 |
| M787 | 187 | M897 | 184 | M7132 | 257 | W173C | 113 | W350M | 205 | W752 | 261 | W1113C | 232 |
| M792 | 186 | M898 | 184 | M7134 | 258 | W175 | 124 | W351 | 205 | W753 | 261 | W1114 | 203 |
| M793 | 187 | M899 | 184 | M7215 | 257 | W178C | 124 | W352 | 205 | W754 | 261 | W1114M | 203 |
| M795 | 186, 291 | M900 | 184 | M7216 | 257 | W179C | 124 | W353B | 204 | W756 | 281 | W1116C | 213 |
| M796 | 186 | M909 | 185 | M7224 | 257 | W180 | 124 | W354B | 204 | W757 | 263 | W1117C | 207 |
| M797 | 186 | M910 | 185 | M7232 | 257 | W181 | 127 | W355B | 204 | W758 | 263 | W1118 | 207 |
| M798 | 186 | M911 | 185 | M7234 | 257 | W182 | 127 | W356B | 204 | W759 | 263 | W1119C | 207 |
| M800 | 184 | M912 | 185 | M7248 | 257 | W185 | 264 | W368C | 204 | W760 | 262 | W1120PC | 207 |
| M801 | 184 | M913 | 185 | M7264 | 257 | W186C | 112 | W376B | 204 | W773 | 197 | W1121PC | 207 |
| M802 | 184 | M914 | 185 | MV1 | 43 | W189C | 112 | W377B | 204 | W774 | 197 | W1122C | 207 |
| M803 | 184 | M915 | 185 | MV4 | 43 | W190C | 265 | W378B | 204 | W775 | 197 | W1125C | 159 |
| M804 | 184 | M916 | 185 | MV5 | 43 | W191C | 103 | W379B | 204 | W776 | 197 | W1126C | 159, 178 |
| M805 | 184 | M917 | 185 | MV6 | 43 | W192C | 103 | W407C | 91 | W778 | 197 | W1128C | 159, 180 |
| M806 | 184 | M918 | 185 | MV8 | 43 | W193C | 125 | W415C | 212 | W779 | 197 | W1129C | 159 |
| M807 | 184 | M919 | 185 | MV10 | 43 | W196C | 125 | W418P | 212 | W900S | 220 | W1130 | 154 |
| M808 | 184 | M931 | 184 | S/4 | 205 | W197B | 64 | W424P | 212 | W901S | 220 | W1131C | 159 |
| M809 | 184 | M932 | 184 | S/6 | 205 | W197C | 64 | W452 | 205 | W902C | 139 | W1133-10B | 255 |
| M810 | 184 | M933 | 184 | W1 | 100 | W199C | 125 | W453 | 205 | W904 | 220 | W1133-12B | 255 |
| M811 | 184 | M934 | 184 | W2 | 100 | W200 | 264 | W458 | 282 | W904GN | 221 | W1133-14B | 255 |
| M812 | 184 | M935 | 184 | W3-SKH | 196 | W202 | 264 | W459 | 285, 322 | W907 | 222 | W1133-18B | 255 |
| M813 | 184 | M936 | 184 | W5 | 100 | W206C | 253 | W461 | 22, 62 | W924 | 221 | W1133-24B | 255 |
| M814 | 184 | M937 | 184 | W6 | 100 | W207C | 253 | W463 | 22, 62, 322 | W941 | 271 | W1133-36B | 255 |
| M817 | 184 | M938 | 184 | W6C | 212 | W209 | 122 | W465 | 66, 322 | W942 | 271 | W1133-8B | 255 |
| M818 | 184 | M939 | 184 | W7 | 100 | W213C | 253 | W467 | 22, 322 | W943 | 141 | W1134-16 | 258 |
| M820 | 185 | M940 | 184 | W8 | 100 | W214C | 253 | W471 | 322 | W944S | 222 | W1136 | 255 |
| M821 | 185 | M949 | 185 | W8C | 212 | W215C | 253 | W473 | 7, 322 | W945 | 271 | W1136C | 195 |
| M822 | 185 | M950 | 185 | W9 | 100 | W219 | 117 | W475 | 322 | W947 | 271 | W1137 | 258 |
| M823 | 185 | M951 | 185 | W9A | 100 | W220 | 117 | W476 | 223, 322 | W948 | 271 | W1138 | 257 |
| M824 | 185 | M952 | 185 | W10C | 212 | W221 | 253 | W477 | 322 | W950 | 220 | W1139 | 118 |
| M825 | 185 | M953 | 185 | W11 | 100 | W222 | 117 | W480 | 322 | W951 | 220 | W1141 | 118 |
| M826 | 185 | M954 | 185 | W12-SKH | 196 | W228 | 63 | W481 | 72, 322 | W969 | 62 | W1142 | 119 |

| Item # | Page | Item # | Page | Item # | Page | Item # | Page | Item # | Page | Item # | Page | Item # | Page |
|--------|----------|-----------|----------|----------|------|--------|----------|---------|---------|------------|----------|---------|------|
| W1143 | 121 | W1281 | 52 | W1541 | 236 | W1694C | 94 | W2000 | 18 | W2332 | 335 | W2560 | 318 |
| W1144 | 119 | W1285 | 52 | W1543 | 239 | W1695C | 94 | W2000-1 | 18 | W2333 | 338 | W2600 | 280 |
| W1145 | 118 | W1286 | 52 | W1553 | 69 | W1696C | 94 | W2001 | 19 | W2334 | 338 | W2601 | 280 |
| W1146 | 257 | W1287 | 52 | W1554 | 69 | W1697C | 94 | W2002 | 19 | W2336 | 338 | W2610 | 281 |
| W1147C | 138 | W1288 | 52 | W1555 | 67 | W1699C | 94 | W2004 | 19 | W2338 | 332 | W2612 | 280 |
| W1148 | 63 | W1289 | 52 | W1556 | 67 | W1703 | 221 | W2005 | 252 | W2341 | 337 | W2612-1 | 280 |
| W1149 | 63 | W1296 | 130 | W1557 | 67 | W1704 | 211 | W2006 | 252 | W2342 | 338 | W2613 | 280 |
| W1150 | 63 | W1297 | 130 | W1558 | 71 | W1710 | 219 | W2007 | 252 | W2343 | 101, 340 | W2613-1 | 280 |
| W1150S | 214 | W1298 | 130 | W1559 | 71 | W1711 | 234 | W2008 | 251 | W2348 | 339 | W2647 | 338 |
| W1151 | 214 | W1299 | 130 | W1562 | 4 | W1712 | 234 | W2009 | 251 | W2349 | 339 | W2648 | 332 |
| W1152 | 63 | W1309 | 316 | W1600 | 31 | W1713 | 234 | W2010 | 19 | W2352 | 340 | W2649 | 332 |
| W1153 | 257 | W1313 | 181 | W1605 | 30 | W1714 | 99 | W2012 | 18 | W2354 | 340 | W2650 | 336 |
| W1154 | 257 | W1315 | 232 | W1606 | 30 | W1716 | 189 | W2012-1 | 18 | W2356 | 340 | W2651 | 332 |
| W1156 | 118 | W1316 | 222 | W1609 | 31 | W1717 | 211 | W2013 | 18 | W2357 | 339 | W2652 | 332 |
| W1157 | 204 | W1317 | 235 | W1611 | 30 | W1718 | 219 | W2015P | 90 | W2358 | 339 | W2653 | 332 |
| W1157P | 134 | W1319 | 234 | W1612 | 30 | W1719 | 228 | W2016C | 90 | W2362 | 339 | W2654 | 332 |
| W1158P | 134 | W1335 | 181 | W1614 | 30 | W1720 | 280 | W2017C | 251 | W2364 | 339 | W2655 | 333 |
| W1159 | 214 | W1336 | 123, 181 | W1616 | 30 | W1721 | 219 | W2018 | 251 | W2366 | 340 | W2655B | 333 |
| W1166 | 200 | W1337 | 123, 181 | W1617 | 30 | W1725 | 228 | W2019A | 18 | W2367 | 339 | W2655C | 333 |
| W1167 | 200 | W1338 | 181 | W1621 | 32 | W1726 | 218 | W2020 | 260 | W2368 | 101, 340 | W2656 | 332 |
| W1168 | 236 | W1339 | 123, 181 | W1623 | 32 | W1727 | 218 | W2021 | 260 | W2374 | 338 | W2657 | 332 |
| W1170 | 202 | W1352 | 229 | W1625 | 32 | W1728 | 224 | W2022 | 259 | W2375 | 29 | W2658 | 333 |
| W1171 | 202 | W1368 | 242 | W1627 | 31 | W1729 | 221 | W2025 | 260 | W2380 | 316 | W2659 | 333 |
| W1172 | 236 | W1381 | 6 | W1628 | 32 | W1730 | 221 | W2029DB | 90 | W2393 | 29 | W2659B | 333 |
| W1173 | 236 | W1382 | 6 | W1631 | 102 | W1731 | 218 | W2030 | 259 | W2401 | 26 | W2660 | 338 |
| W1178 | 181 | W1384 | 230 | W1632 | 32 | W1732 | 222 | W2032 | 259 | W2402 | 26 | W2661 | 333 |
| W1179 | 174, 179 | W1385 | 181 | W1633 | 32 | W1733 | 210 | W2033 | 259 | W2404 | 27, 339 | W2662 | 334 |
| W1180 | 174 | W1386 | 230 | W1635 | 102 | W1734 | 210 | W2034 | 259 | W2405 | 336 | W2663 | 333 |
| W1182C | 269 | W1387 | 181 | W1636 | 32 | W1801 | 240 | W2037 | 259 | W2406 | 27 | W2665 | 334 |
| W1183 | 237 | W1388 | 181 | W1636PB | 102 | W1802 | 241 | W2038 | 259 | W2409 | 28 | W2667 | 333 |
| W1184C | 269 | W1389 | 229 | W1637 | 32 | W1804C | 69 | W2039 | 271 | W2416 | 29 | W2668 | 333 |
| W1185 | 151 | W1390 | 6 | W1638DB | 102 | W1811 | 59 | W2040 | 215 | W2419 | 339 | W2669 | 333 |
| W1186 | 158 | W1391 | 232 | W1640 | 30 | W1812 | 59 | W2043 | 215 | W2420 | 340 | W2669B | 333 |
| W1187 | 151 | W1392 | 232 | W1641 | 94 | W1813 | 59 | W2045 | 215 | W2421 | 340 | W2669C | 333 |
| W1189C | 158 | W1393 | 232 | W1642 | 31 | W1814 | 59 | W2045-1 | 215 | W2424 | 339 | W2670 | 334 |
| W1193 | 238 | W1394 | 232 | W1643 | 32 | W1820 | 58 | W2050 | 252 | W2425 | 28 | W2903 | 73 |
| W1197 | 238 | W1395 | 147 | W1644 | 32 | W1822 | 58 | W2051 | 252 | W2428 | 340 | W2904 | 73 |
| W1198 | 237 | W1397 | 147 | W1645 | 31 | W1823 | 58 | W2070 | 269 | W2432 | 28 | W2905 | 73 |
| W1200C | 267 | W1398 | 147 | W1646 | 93 | W1824 | 56 | W2080 | 18 | W2433 | 28 | W2906 | 73 |
| W1204P | 136 | W1399 | 147 | W1650 | 90 | W1825 | 56 | W2081 | 18 | W2435 | 28 | W2907 | 73 |
| W1205 | 136 | W1436 | 60 | W1651 | 90 | W1826 | 57 | W2082 | 17 | W2444 | 336 | W2908 | 73 |
| W1206P | 136 | W1437 | 60 | W1652 | 92 | W1827 | 57 | W2110 | 255 | W2447 | 340 | W2910 | 73 |
| W1208C | 7 | W1447 | 59 | W1653C | 95 | W1829 | 59 | W2114 | 255 | W2450 | 337 | W2911 | 73 |
| W1209 | 7 | W1449 | 60 | W1654C | 169 | W1830 | 59 | W2118 | 255 | W2451 | 337 | W2912 | 73 |
| W1211 | 7 | W1450 | 103 | W1655C | 169 | W1831 | 59 | W2124 | 255 | W2452 | 337 | W2913 | 73 |
| W1212 | 7 | W1451 | 60 | W1656C | 169 | W1832 | 59 | W2136 | 255 | W2453 | 337 | W2915 | 73 |
| W1213 | 7 | W1452 | 60 | W1657C | 95 | W1840 | 56 | W2148 | 255 | W2455 | 337 | W2917 | 73 |
| W1214C | 7 | W1453 | 60 | W1658 | 16 | W1846 | 58 | W2149 | 255 | W2456 | 337 | W2918 | 73 |
| W1215 | 7 | W1454 | 60 | W1658C | 92 | W1850 | 58 | W2230 | 26 | W2458 | 336 | W2919 | 73 |
| W1216 | 158 | W1455 | 60 | W1660C | 169 | W1851 | 56 | W2231 | 334 | W2459 | 337 | W2924 | 73 |
| W1218 | 109 | W1456 | 60 | W1661 | 97 | W1852 | 56 | W2234 | 27, 334 | W2460 | 337 | W2925 | 73 |
| W1219 | 143 | W1460 | 66 | W1663 | 70 | W1853 | 57 | W2237 | 24 | W2462 | 339 | W2926 | 73 |
| W1220 | 143 | W1461 | 66 | W1665 | 96 | W1854 | 57 | W2238 | 24 | W2463 | 338 | W2927 | 73 |
| W1221 | 11 | W1462 | 66 | W1666C | 95 | W1855 | 57 | W2239 | 26 | W2468 | 336 | W2928 | 73 |
| W1222 | 7 | W1463 | 66 | W1667 | 97 | W1860 | 56 | W2240 | 25 | W2472 | 336 | W2929 | 73 |
| W1223 | 7 | W1465 | 66 | W1669 | 97 | W1861 | 56 | W2240C | 25 | W2474 | 336 | W2935 | 265 |
| W1224 | 7 | W1466 | 66 | W1670 | 97 | W1862 | 57 | W2242 | 25 | W2477 | 337 | W2936 | 99 |
| W1225 | 109 | W1466HDL | 66 | W1671 | 97 | W1870 | 56 | W2250 | 24 | W2478 | 336 | W2937 | 99 |
| W1226 | 7 | W1466HEAD | 66 | W1672 | 97 | W1871 | 56 | W2251 | 24 | W2480-BULK | 25 | W2938 | 99 |
| W1231 | 143 | W1468 | 66 | W1673 | 97 | W1872 | 57 | W2260 | 23 | W2481 | 336 | W2964 | 244 |
| W1232 | 64 | W1469 | 66 | W1674 | 92 | W1873 | 57 | W2261 | 23 | W2483 | 337 | W2965 | 246 |
| W1253 | 65 | W1470 | 65 | W1675 | 97 | W1881 | 58 | W2262 | 23 | W2484 | 339 | W2966 | 246 |
| W1254 | 267 | W1471 | 65 | W1676 | 92 | W1882 | 58 | W2263 | 23 | W2485 | 338 | W2967 | 250 |
| W1258 | 266 | W1472 | 66 | W1677 | 96 | W1883 | 58 | W2264 | 26 | W2488 | 336 | W2968 | 246 |
| W1259 | 266 | W1473 | 65 | W1677-1 | 96 | W1890 | 59 | W2270 | 22 | W2489 | 337 | W2969 | 99 |
| W1261 | 267 | W1474 | 316 | W1678 | 97 | W1891 | 59 | W2271 | 22 | W2491 | 284, 337 | W2970 | 99 |
| W1262C | 266 | W1475 | 69 | W1679C | 93 | W1904 | 267 | W2272 | 21 | W2492 | 338 | W2971 | 99 |
| W1264 | 52 | W1476 | 65 | W1680C | 93 | W1908 | 267, 316 | W2273 | 21 | W2495 | 337 | W2972 | 99 |
| W1265 | 52 | W1478 | 275 | W1681C | 93 | W1909 | 72 | W2274 | 22 | W2499 | 336 | W2973C | 98 |
| W1266 | 154 | W1480 | 65 | W1682C | 93 | W1915 | 103, 316 | W2275 | 21 | W2500-36MM | 250 | W2974 | 99 |
| W1267 | 154 | W1498 | 67, 101 | W1683 | 93 | W1925 | 103, 316 | W2277 | 22 | W2500P | 250 | W2975C | 98 |
| W1269 | 131 | W1499 | 67, 101 | W1684 | 93 | W1927 | 268 | W2278 | 21 | W2503 | 250 | W2976 | 162 |
| W1270 | 131 | W1500 | 207 | W1685C | 93 | W1930 | 268 | W2280 | 26 | W2503-50MM | 250 | W2977 | 162 |
| W1271 | 131 | W1501 | 54 | W1686B | 93 | W1932 | 268 | W2282 | 23 | W2504 | 225 | W2978 | 98 |
| W1272 | 131 | W1513 | 279 | W1686C | 93 | W1933 | 268 | W2283 | 23 | W2550 | 318 | W2979 | 98 |
| W1273 | 131 | W1514 | 279 | W1687 | 93 | W1934 | 268 | W2321 | 332 | W2551 | 318 | W2979C | 99 |
| W1275 | 54 | W1519 | 241 | W1688 | 93 | W1935 | 268 | W2322 | 340 | W2552 | 318 | W2980 | 95 |
| W1276 | 60 | W1525 | 240 | W1688-2C | 93 | W1936 | 269 | W2326 | 340 | W2554 | 285, 318 | W2981 | 98 |
| W1279 | 16 | W1532 | 239 | W1691C | 94 | W1938 | 234 | W2330 | 340 | W2556 | 318 | W2982 | 98 |
| W1280 | 52 | W1538 | 239 | W1692PC | 94 | W1939 | 234 | W2331 | 335 | W2558 | 62, 318 | W2983 | 98 |

NUMERICAL INDEX

| Item # | Page | Item # | Page | Item # | Page | Item # | Page | Item # | Page | Item # | Page | Item # | Page |
|--------|----------|---------|----------|--------|---------|--------|------|--------|----------|--------|----------|--------|----------|
| W2985 | 97 | W3318 | 321 | W5189 | 51 | W5374 | 86 | W8578 | 244 | W9108 | 312 | W9357 | 282 |
| W2986 | 70 | W3319 | 321 | W5190 | 45 | W5375 | 86 | W8579 | 244 | W9109 | 266, 313 | W9360 | 282 |
| W2987 | 70 | W3321 | 321 | W5193 | 46 | W5376 | 86 | W8581 | 244 | W9111 | 313 | W9362 | 283 |
| W2988 | 95 | W3323 | 321 | W5195 | 46 | W5377 | 86 | W8582 | 244 | W9112 | 313 | W9363 | 282 |
| W2989 | 95 | W3324 | 321 | W5196 | 46 | W5378 | 86 | W8589 | 244 | W9113 | 313 | W9364 | 282 |
| W2990 | 98 | W3900 | 43 | W5197 | 46 | W5389 | 276 | W8598 | 5 | W9115 | 267, 313 | W9366 | 283 |
| W2991 | 98 | W3901 | 43 | W5199 | 89 | W5390 | 276 | W8605 | 246 | W9116 | 313 | W9368 | 283 |
| W2992 | 98 | W3902 | 11, 43 | W5200 | 77 | W5391 | 276 | W8608 | 8 | W9117 | 269, 313 | W9370 | 284 |
| W2993 | 98 | W3903 | 43 | W5201 | 81 | W5392 | 276 | W8615 | 244 | W9118 | 313 | W9371 | 284 |
| W2997 | 96 | W3904 | 43 | W5202 | 81 | W5414 | 261 | W8617 | 244 | W9121 | 313 | W9372 | 284 |
| W2998 | 95 | W3905 | 43 | W5203 | 81 | W5417 | 261 | W8618 | 244 | W9122 | 313 | W9402 | 285 |
| W3000 | 127 | W3939 | 11, 43 | W5204 | 78 | W5420 | 261 | W8630 | 244 | W9124 | 266, 313 | W9404 | 285 |
| W3001C | 193 | W3943 | 253 | W5205 | 78 | W5421 | 263 | W8632 | 244 | W9125 | 313 | W9451 | 61 |
| W3002 | 70 | W3944 | 253 | W5206 | 78 | W5422 | 263 | W8633 | 244 | W9127 | 313 | W9460 | 62 |
| W3033 | 260 | W3945 | 253 | W5207 | 89 | W5424 | 261 | W8636 | 244 | W9128 | 313 | W9461 | 62 |
| W3200 | 319 | W3946 | 253 | W5208 | 80 | W5427 | 261 | W8637 | 244 | W9132 | 313 | W10005 | 302 |
| W3201 | 319 | W3948 | 253 | W5209 | 87 | W5432 | 261 | W8639 | 244 | W9134 | 313 | W10011 | 302 |
| W3202 | 319 | W3952 | 253 | W5210 | 79 | W5434 | 261 | W8650 | 245 | W9135 | 314 | W10012 | 303 |
| W3203 | 62, 319 | W3954 | 253 | W5212 | 78 | W5436 | 261 | W8651 | 245 | W9136 | 314 | W10055 | 302 |
| W3204 | 319 | W3960 | 254 | W5213 | 88 | W5486 | 278 | W8652 | 245 | W9137 | 314 | W10056 | 302 |
| W3205 | 319 | W3961 | 254 | W5214 | 81 | W5512 | 273 | W8654 | 245 | W9141 | 266, 313 | W10057 | 302 |
| W3207 | 319 | W3970 | 253 | W5215 | 85, 111 | W5702 | 273 | W8655 | 245 | W9144 | 267, 314 | W10058 | 302 |
| W3208 | 319 | W3980 | 253 | W5216 | 77 | W5703 | 273 | W8659 | 230 | W9145 | 266, 316 | W11046 | 15, 108 |
| W3209 | 319 | W3981 | 253 | W5217 | 77 | W5706 | 273 | W8662 | 244 | W9147 | 223, 314 | W11090 | 317 |
| W3210 | 319 | W3982 | 253 | W5218 | 77 | W5750 | 279 | W8663 | 244 | W9148 | 223, 314 | W11091 | 317 |
| W3211 | 319 | W4000DB | 61 | W5219 | 75 | W5910 | 46 | W8664 | 244 | W9155 | 314 | W12113 | 280 |
| W3212 | 319 | W4001DB | 245 | W5220 | 75 | W5911 | 46 | W8665 | 244 | W9157 | 223 | W12501 | 53 |
| W3213 | 319 | W4002DB | 245 | W5221 | 75 | W5912 | 46 | W8667 | 244 | W9158 | 314 | W12502 | 53 |
| W3214 | 319 | W4003 | 61 | W5222 | 75 | W5994 | 51 | W8668 | 244 | W9159 | 225, 314 | W12503 | 53 |
| W3215 | 319 | W4004DB | 61 | W5226 | 74 | W6000 | 61 | W8669 | 245 | W9161 | 314 | W12504 | 53 |
| W3216 | 54, 319 | W4005DB | 35 | W5228 | 80, 251 | W6002 | 61 | W8692 | 243 | W9163 | 64, 316 | W12505 | 53 |
| W3217 | 319 | W4007 | 117 | W5230 | 88 | W6004 | 61 | W8697 | 244 | W9166 | 65, 316 | W12506 | 53 |
| W3218 | 319 | W4015 | 117 | W5231 | 82 | W6006 | 61 | W8698 | 9 | W9167 | 117, 316 | W12507 | 53 |
| W3220 | 5, 319 | W4034 | 117 | W5232 | 85 | W6009 | 61 | W8699 | 7, 247 | W9168 | 314 | W12508 | 270 |
| W3221 | 69, 319 | W4064 | 117 | W5233 | 87 | W6011 | 61 | W9003 | 243 | W9169 | 223, 314 | W12509 | 53 |
| W3222 | 319 | W4070 | 116 | W5234 | 82, 115 | W6015 | 61 | W9004 | 243 | W9170 | 280, 314 | W12510 | 53 |
| W3223 | 319 | W4071 | 116 | W5235 | 82, 115 | W6020 | 61 | W9011 | 244 | W9171 | 280, 314 | W12511 | 53 |
| W3225 | 319 | W4072 | 116 | W5236 | 82, 115 | W6022 | 61 | W9013 | 243 | W9172 | 225, 314 | W12512 | 270 |
| W3226 | 319 | W4990 | 63 | W5237 | 76 | W6025 | 61 | W9014 | 243 | W9173 | 314 | W12513 | 270 |
| W3227 | 319 | W4991 | 7 | W5238 | 76 | W6044 | 49 | W9016 | 243 | W9174 | 223, 314 | W12514 | 53 |
| W3228 | 319 | W5006 | 272 | W5239 | 81 | W6045 | 49 | W9017 | 243 | W9176 | 225, 285 | W12520 | 53 |
| W3229 | 64, 319 | W5008 | 15 | W5240 | 83 | W6046 | 71 | W9018 | 243 | W9178 | 225, 315 | W12521 | 53 |
| W3230 | 266, 320 | W5009 | 16 | W5241 | 83 | W6049 | 71 | W9019 | 243 | W9179 | 225, 315 | W12522 | 53 |
| W3231 | 69, 320 | W5020 | 272 | W5242 | 83 | W7002 | 61 | W9022 | 7 | W9181 | 278, 315 | W12523 | 53 |
| W3232 | 320 | W5022 | 272 | W5243 | 83 | W7004 | 61 | W9025 | 225 | W9183 | 278, 315 | W13500 | 182 |
| W3233 | 320 | W5024 | 272 | W5244 | 83 | W7006 | 61 | W9026 | 6 | W9184 | 315 | W15028 | 270 |
| W3234 | 267, 320 | W5025BP | 272 | W5245 | 77 | W7501 | 281 | W9027 | 226 | W9185 | 315 | W15029 | 270, 317 |
| W3235 | 92, 320 | W5035 | 272 | W5247 | 84 | W7502 | 279 | W9028 | 6 | W9186 | 315 | W15032 | 270, 317 |
| W3236 | 72, 320 | W5040 | 272 | W5248 | 84 | W7503 | 281 | W9029 | 6 | W9187 | 315 | W15033 | 70, 317 |
| W3238 | 103, 320 | W5041 | 272 | W5249 | 84 | W7504 | 279 | W9030 | 6 | W9189 | 316 | W15035 | 270 |
| W3239 | 54, 320 | W5052 | 273 | W5250 | 80, 252 | W7505 | 281 | W9034 | 6 | W9190 | 316 | W15036 | 270, 317 |
| W3243 | 285, 320 | W5080 | 254 | W5251 | 80, 252 | W7506 | 279 | W9035 | 6 | W9193 | 224, 315 | W15037 | 270 |
| W3245 | 72, 320 | W5081 | 254 | W5252 | 80, 252 | W7507 | 279 | W9036 | 6 | W9195 | 317 | W15038 | 270 |
| W3246 | 231, 320 | W5082 | 254 | W5253 | 85 | W7508 | 279 | W9037 | 6 | W9197 | 317 | W16500 | 167 |
| W3247 | 231, 320 | W5083 | 254 | W5254 | 78 | W7510 | 261 | W9039 | 6 | W9198 | 285, 315 | W16649 | 68 |
| W3248 | 18, 320 | W5087 | 254 | W5255 | 88 | W7540 | 263 | W9040 | 226 | W9199 | 315 | W16650 | 68 |
| W3249 | 320 | W5088 | 254 | W5256 | 84 | W7541 | 263 | W9041 | 226 | W9200 | 285, 317 | W16651 | 68 |
| W3250 | 320 | W5090 | 254 | W5257 | 84 | W7542 | 276 | W9042 | 20, 227 | W9201 | 285, 317 | W16652 | 68 |
| W3251 | 320 | W5091 | 254 | W5258 | 85 | W7543 | 276 | W9043 | 243 | W9202 | 317 | W16653 | 68 |
| W3252 | 320 | W5092 | 254 | W5259 | 85 | W7544 | 276 | W9045 | 86 | W9203 | 315 | W16750 | 96 |
| W3253 | 320 | W5100 | 213, 254 | W5260 | 88 | W7545 | 276 | W9046 | 174 | W9204 | 267, 315 | W16751 | 96 |
| W3254 | 320 | W5101 | 213, 254 | W5261 | 88 | W7546 | 276 | W9047 | 244 | W9205 | 224, 317 | W16850 | 92 |
| W3255 | 320 | W5102 | 213, 254 | W5313 | 290 | W7547 | 276 | W9049 | 227 | W9206 | 315 | W16851 | 92 |
| W3256 | 320 | W5124 | 272 | W5331 | 76 | W7548 | 276 | W9050 | 226 | W9208 | 224 | W16852 | 92 |
| W3257 | 320 | W5124BP | 272 | W5334 | 76 | W7550 | 262 | W9051 | 226 | W9209 | 29 | W16853 | 92 |
| W3300 | 64, 321 | W5160 | 52 | W5340 | 79 | W7559 | 263 | W9053 | 154 | W9210 | 315 | W16854 | 92 |
| W3301 | 267, 321 | W5161 | 44 | W5341 | 79 | W8561 | 244 | W9060 | 227 | W9211 | 315 | W16855 | 97 |
| W3302 | 92, 321 | W5163 | 44 | W5342 | 76 | W8562 | 244 | W9062 | 86 | W9305 | 285, 315 | W25934 | 268 |
| W3303 | 72, 321 | W5165 | 44 | W5343 | 79 | W8563 | 244 | W9063 | 227 | W9309 | 284 | W30001 | 198 |
| W3304 | 266, 321 | W5167 | 44 | W5348 | 82 | W8564 | 244 | W9071 | 243 | W9317 | 283 | W30002 | 198 |
| W3305 | 321 | W5169 | 44 | W5353 | 74 | W8565 | 244 | W9072 | 6 | W9328 | 283 | W30006 | 198 |
| W3306 | 321 | W5172 | 44 | W5355 | 74 | W8566 | 244 | W9080 | 242 | W9332 | 283 | W30007 | 198 |
| W3307 | 321 | W5174 | 44 | W5358 | 75 | W8567 | 244 | W9100 | 267, 312 | W9333 | 283 | W30008 | 198 |
| W3309 | 72, 321 | W5175 | 44 | W5359 | 79 | W8569 | 244 | W9101 | 267, 312 | W9339 | 283 | W30009 | 198 |
| W3311 | 321 | W5178 | 44 | W5368 | 86 | W8570 | 244 | W9102 | 268, 312 | W9340 | 284 | W30010 | 198 |
| W3312 | 321 | W5179 | 44 | W5369 | 86 | W8571 | 244 | W9103 | 266, 312 | W9341 | 282 | W30011 | 198 |
| W3313 | 321 | W5182 | 45 | W5370 | 86 | W8573 | 244 | W9104 | 103, 312 | W9345 | 284 | W30012 | 198 |
| W3314 | 321 | W5185 | 45 | W5371 | 86 | W8574 | 244 | W9105 | 103, 312 | W9351 | 282 | W30013 | 198 |
| W3315 | 321 | W5186 | 45 | W5372 | 260 | W8575 | 244 | W9106 | 103, 312 | W9353 | 215 | W30014 | 198 |
| W3317 | 321 | W5188 | 51 | W5373 | 86 | W8577 | 244 | W9107 | 103, 312 | W9356 | 282 | W30015 | 198 |

| Item # | Page | Item # | Page | Item # | Page | Item # | Page | Item # | Page | Item # | Page | Item # | Page |
|--------|------|--------|------|--------|---------|----------|----------|--------|------|--------|----------|----------|----------|
| W30016 | 198 | W30502 | 170 | W30757 | 213 | W30990 | 216 | W32225 | 177 | W32828 | 177 | W34827 | 179 |
| W30017 | 198 | W30503 | 171 | W30758 | 213 | W30991 | 216 | W32226 | 177 | W32830 | 177 | W34828 | 179 |
| W30018 | 198 | W30504 | 171 | W30759 | 211 | W30992 | 216 | W32227 | 177 | W32832 | 177 | W34829 | 179 |
| W30019 | 198 | W30507 | 199 | W30760 | 213 | W30993 | 216 | W32228 | 177 | W32860 | 182 | W34830 | 179 |
| W30020 | 198 | W30512 | 199 | W30762 | 209 | W30994 | 216 | W32230 | 177 | W32870 | 182 | W34832 | 179 |
| W30021 | 198 | W30514 | 199 | W30763 | 209 | W30995 | 216 | W32232 | 177 | W32880 | 180 | W34833 | 179 |
| W30022 | 198 | W30516 | 199 | W30764 | 209 | W31101 | 191 | W32300 | 176 | W32881 | 180 | W34835 | 179 |
| W30023 | 198 | W30518 | 199 | W30765 | 208 | W31110 | 188 | W32316 | 176 | W32882 | 180 | W34836 | 179 |
| W30024 | 198 | W30520 | 199 | W30766 | 212 | W32000 | 196 | W32318 | 176 | W32883 | 180 | W34838 | 179 |
| W30025 | 198 | W30522 | 199 | W30767 | 212 | W32002 | 176 | W32320 | 176 | W32884 | 180 | W34840 | 179 |
| W30026 | 198 | W30524 | 199 | W30768 | 209 | W32003 | 197 | W32322 | 176 | W32885 | 180 | W34841 | 179 |
| W30027 | 198 | W30552 | 206 | W30771 | 209 | W32003-1 | 197 | W32324 | 176 | W32886 | 180 | W34842 | 179 |
| W30028 | 198 | W30591 | 206 | W30772 | 209 | W32004 | 197 | W32326 | 176 | W32887 | 180 | W34846 | 179 |
| W30029 | 198 | W30592 | 206 | W30773 | 209 | W32012 | 176 | W32328 | 176 | W32888 | 180 | W34850 | 179 |
| W30030 | 198 | W30593 | 206 | W30774 | 209 | W32014 | 176 | W32330 | 176 | W32889 | 180 | W34855 | 179 |
| W30032 | 198 | W30594 | 206 | W30775 | 209 | W32016 | 176 | W32332 | 176 | W32901 | 173 | W34902 | 186 |
| W30200 | 198 | W30600 | 206 | W30776 | 213 | W32018 | 176 | W32334 | 176 | W32902 | 101, 180 | W34904 | 174 |
| W30202 | 198 | W30601 | 206 | W30781 | 212 | W32020 | 176 | W32336 | 176 | W32903 | 193, 291 | W34906 | 174, 179 |
| W30208 | 198 | W30602 | 205 | W30782 | 212 | W32022 | 176 | W32340 | 176 | W32904 | 173 | W35137 | 262 |
| W30210 | 198 | W30607 | 199 | W30783 | 212 | W32024 | 176 | W32400 | 177 | W32905 | 172 | W36000 | 196 |
| W30211 | 198 | W30610 | 199 | W30784 | 212 | W32026 | 176 | W32410 | 177 | W32921 | 101, 180 | W36001 | 197 |
| W30212 | 198 | W30611 | 199 | W30785 | 212 | W32028 | 176 | W32411 | 177 | W32922 | 101, 180 | W36002 | 176 |
| W30214 | 198 | W30612 | 199 | W30791 | 210 | W32030 | 176 | W32412 | 177 | W32923 | 101, 180 | W36003 | 197 |
| W30216 | 198 | W30613 | 199 | W30792 | 210 | W32032 | 176 | W32413 | 177 | W32924 | 101, 180 | W36003-1 | 197 |
| W30218 | 198 | W30614 | 199 | W30793 | 210 | W32034 | 176 | W32414 | 177 | W32925 | 101, 180 | W36005 | 176 |
| W30220 | 198 | W30615 | 199 | W30810 | 217 | W32036 | 176 | W32415 | 177 | W32926 | 101, 180 | W36006 | 176 |
| W30222 | 198 | W30616 | 199 | W30815 | 217 | W32038 | 176 | W32416 | 177 | W32927 | 101, 180 | W36007 | 176 |
| W30224 | 198 | W30617 | 199 | W30820 | 217 | W32040 | 176 | W32417 | 177 | W32960 | 182 | W36008 | 176 |
| W30226 | 198 | W30618 | 199 | W30825 | 217 | W32092 | 183 | W32418 | 177 | W32981 | 180 | W36009 | 176 |
| W30228 | 198 | W30619 | 199 | W30827 | 217 | W32100 | 190 | W32419 | 177 | W32982 | 180 | W36010 | 176 |
| W30230 | 198 | W30630 | 201 | W30830 | 217 | W32101 | 190 | W32420 | 177 | W32983 | 180 | W36011 | 176 |
| W30232 | 198 | W30631 | 201 | W30896 | 216 | W32102 | 191 | W32421 | 177 | W32984 | 180 | W36012 | 176 |
| W30234 | 198 | W30632 | 201 | W30897 | 221 | W32106 | 191 | W32422 | 177 | W32985 | 180 | W36014 | 176 |
| W30236 | 198 | W30633 | 201 | W30898 | 216 | W32110 | 317 | W32423 | 177 | W32986 | 180 | W36016 | 176 |
| W30238 | 198 | W30634 | 201 | W30899 | 217 | W32114 | 189 | W32424 | 177 | W32987 | 180 | W36101 | 190 |
| W30240 | 198 | W30635 | 201 | W30900 | 217 | W32118 | 188 | W32427 | 177 | W32988 | 180 | W36102 | 191 |
| W30250 | 200 | W30636 | 202 | W30901 | 217 | W32119 | 188 | W32512 | 176 | W32989 | 180 | W36106 | 191 |
| W30251 | 200 | W30637 | 202 | W30905 | 217 | W32120 | 188 | W32514 | 176 | W32990 | 180 | W36113 | 191 |
| W30252 | 200 | W30641 | 200 | W30906 | 217 | W32121 | 188 | W32516 | 176 | W32991 | 180 | W36114 | 191 |
| W30253 | 200 | W30642 | 200 | W30907 | 217 | W32122 | 191 | W32518 | 176 | W32992 | 180 | W36118 | 188 |
| W30254 | 200 | W30645 | 201 | W30908 | 217 | W32124 | 189 | W32520 | 176 | W34100 | 191 | W36124 | 188 |
| W30255 | 200 | W30646 | 201 | W30910 | 217 | W32125 | 189 | W32522 | 176 | W34101 | 191 | W36125 | 189 |
| W30256 | 200 | W30681 | 199 | W30911 | 217 | W32126 | 189 | W32524 | 176 | W34120 | 188 | W36126 | 188 |
| W30257 | 200 | W30682 | 199 | W30920 | 217 | W32127 | 188 | W32526 | 176 | W34121 | 188 | W36130 | 195 |
| W30258 | 200 | W30701 | 210 | W30921 | 217 | W32128 | 188 | W32528 | 176 | W34122 | 189 | W36131 | 190 |
| W30259 | 200 | W30703 | 212 | W30922 | 217 | W32129 | 188 | W32530 | 176 | W34130 | 195 | W36132 | 191 |
| W30260 | 200 | W30704 | 212 | W30923 | 217 | W32130 | 195 | W32532 | 176 | W34144 | 194 | W36136 | 195 |
| W30261 | 200 | W30706 | 212 | W30924 | 217 | W32131 | 190 | W32534 | 176 | W34148 | 194 | W36139 | 194 |
| W30262 | 200 | W30708 | 212 | W30925 | 217 | W32136 | 195 | W32536 | 176 | W34151 | 194 | W36142 | 194 |
| W30348 | 200 | W30710 | 212 | W30926 | 217 | W32137 | 189 | W32538 | 176 | W34157 | 195 | W36143 | 194 |
| W30349 | 200 | W30711 | 213 | W30927 | 217 | W32139 | 194 | W32540 | 176 | W34158 | 195 | W36146 | 194 |
| W30350 | 200 | W30712 | 212 | W30931 | 196 | W32140 | 194 | W32600 | 176 | W34524 | 179 | W36157 | 195 |
| W30351 | 200 | W30713 | 213 | W30932 | 196 | W32141 | 194 | W32616 | 176 | W34528 | 179 | W36180 | 190 |
| W30352 | 200 | W30714 | 211 | W30933 | 195 | W32143 | 194 | W32618 | 176 | W34530 | 179 | W36181 | 190 |
| W30353 | 200 | W30715 | 211 | W30934 | 195 | W32145 | 194 | W32620 | 176 | W34532 | 179 | W36190 | 197 |
| W30354 | 200 | W30720 | 208 | W30935 | 196 | W32150 | 194 | W32622 | 176 | W34534 | 179 | W36193 | 175 |
| W30355 | 200 | W30721 | 208 | W30936 | 159 | W32153 | 194 | W32624 | 176 | W34536 | 179 | W36202 | 177 |
| W30356 | 200 | W30722 | 208 | W30937 | 187 | W32157 | 195 | W32626 | 176 | W34538 | 179 | W36204 | 177 |
| W30357 | 200 | W30725 | 208 | W30938 | 196 | W32158 | 195 | W32628 | 176 | W34540 | 179 | W36205 | 177 |
| W30358 | 200 | W30726 | 208 | W30939 | 195 | W32160 | 159, 179 | W32630 | 176 | W34542 | 179 | W36206 | 177 |
| W30359 | 200 | W30728 | 208 | W30957 | 194 | W32163 | 159, 179 | W32636 | 176 | W34544 | 179 | W36207 | 177 |
| W30361 | 200 | W30729 | 209 | W30960 | 216 | W32180 | 190 | W32700 | 177 | W34546 | 179 | W36208 | 177 |
| W30362 | 200 | W30731 | 208 | W30961 | 216 | W32181 | 190 | W32810 | 177 | W34548 | 179 | W36209 | 177 |
| W30402 | 199 | W30732 | 208 | W30962 | 216 | W32190 | 197 | W32811 | 177 | W34550 | 179 | W36210 | 177 |
| W30403 | 199 | W30733 | 208 | W30963 | 216 | W32202 | 177 | W32812 | 177 | W34552 | 179 | W36211 | 177 |
| W30404 | 199 | W30734 | 209 | W30964 | 216 | W32210 | 177 | W32813 | 177 | W34554 | 179 | W36212 | 177 |
| W30405 | 199 | W30735 | 208 | W30965 | 216 | W32211 | 177 | W32814 | 177 | W34556 | 179 | W36213 | 177 |
| W30409 | 199 | W30736 | 208 | W30967 | 216 | W32212 | 177 | W32815 | 177 | W34558 | 179 | W36300 | 176 |
| W30410 | 199 | W30737 | 208 | W30968 | 216 | W32213 | 177 | W32816 | 177 | W34560 | 179 | W36301 | 178 |
| W30413 | 199 | W30738 | 209 | W30969 | 216 | W32214 | 177 | W32817 | 177 | W34564 | 179 | W36302 | 178 |
| W30415 | 199 | W30740 | 209 | W30970 | 216 | W32215 | 177 | W32818 | 177 | W34566 | 179 | W36305 | 176 |
| W30416 | 199 | W30741 | 209 | W30975 | 62, 322 | W32216 | 177 | W32819 | 177 | W34568 | 179 | W36306 | 176 |
| W30419 | 199 | W30743 | 209 | W30977 | 222 | W32217 | 177 | W32820 | 177 | W34570 | 179 | W36307 | 176 |
| W30430 | 199 | W30745 | 209 | W30978 | 222 | W32218 | 177 | W32821 | 177 | W34572 | 179 | W36308 | 176 |
| W30431 | 199 | W30747 | 255 | W30980 | 222 | W32219 | 177 | W32822 | 177 | W34574 | 179 | W36309 | 176 |
| W30450 | 202 | W30748 | 255 | W30983 | 216 | W32220 | 177 | W32823 | 177 | W34822 | 179 | W36310 | 176 |
| W30451 | 202 | W30751 | 213 | W30986 | 216 | W32221 | 177 | W32824 | 177 | W34823 | 179 | W36311 | 176 |
| W30452 | 202 | W30752 | 213 | W30987 | 216 | W32222 | 177 | W32825 | 177 | W34824 | 179 | W36312 | 176 |
| W30453 | 202 | W30754 | 213 | W30988 | 216 | W32223 | 177 | W32826 | 177 | W34825 | 179 | W36314 | 176 |
| W30501 | 170 | W30756 | 213 | W30989 | 216 | W32224 | 177 | W32827 | 177 | W34826 | 179 | W36316 | 176 |

NUMERICAL INDEX

| Item # | Page | Item # | Page | Item # | Page | Item # | Page | Item # | Page | Item # | Page | Item # | Page |
|----------|------|--------|----------|--------|----------|--------|------|----------|---------|--------|------|--------|---------|
| W36400 | 177 | W38148 | 194 | W38416 | 177 | W38877 | 180 | W50003 | 11 | W54032 | 48 | W54205 | 106 |
| W36404 | 177 | W38149 | 194 | W38417 | 177 | W38878 | 180 | W50005 | 11 | W54035 | 41 | W54206 | 109 |
| W36405 | 177 | W38150 | 194 | W38418 | 177 | W38879 | 180 | W50007 | 9 | W54037 | 51 | W54208 | 109 |
| W36406 | 177 | W38151 | 194 | W38419 | 177 | W38880 | 180 | W50008 | 9 | W54038 | 49 | W54209 | 111 |
| W36407 | 177 | W38152 | 194 | W38421 | 177 | W38881 | 180 | W50009 | 9 | W54039 | 42 | W54210 | 110 |
| W36408 | 177 | W38154 | 194 | W38422 | 177 | W38886 | 180 | W50010 | 9 | W54042 | 51 | W54211 | 110 |
| W36409 | 177 | W38155 | 194 | W38500 | 176 | W38887 | 230 | W50011 | 9 | W54043 | 14 | W54212 | 110 |
| W36410 | 177 | W38156 | 194 | W38510 | 176 | W38890 | 180 | W50012 | 16 | W54044 | 112 | W54213 | 111 |
| W36411 | 177 | W38157 | 194 | W38512 | 176 | W38892 | 180 | W50014 | 15, 108 | W54045 | 112 | W54214 | 110 |
| W36412 | 177 | W38158 | 195 | W38514 | 176 | W38893 | 180 | W50031 | 20 | W54046 | 112 | W54215 | 110 |
| W36413 | 177 | W38159 | 195 | W38516 | 176 | W38894 | 180 | W50033 | 4 | W54047 | 112 | W54216 | 110 |
| W36801 | 180 | W38160 | 159, 180 | W38518 | 176 | W38895 | 180 | W50035 | 19 | W54048 | 112 | W54217 | 111 |
| W36802 | 180 | W38161 | 159, 180 | W38520 | 176 | W38896 | 180 | W50036 | 19 | W54049 | 112 | W54218 | 111 |
| W36803 | 180 | W38162 | 159, 180 | W38522 | 176 | W38897 | 180 | W50037 | 20 | W54050 | 112 | W54219 | 110 |
| W36810 | 182 | W38163 | 159, 180 | W38524 | 176 | W38898 | 180 | W50042 | 8 | W54051 | 112 | W54220 | 121 |
| W36815 | 182 | W38164 | 159, 180 | W38526 | 176 | W38899 | 180 | W50044 | 9 | W54052 | 112 | W54221 | 110 |
| W36820 | 182 | W38165 | 159, 180 | W38528 | 176 | W38900 | 180 | W50045 | 12 | W54053 | 112 | W54222 | 110 |
| W36825 | 182 | W38166 | 159, 180 | W38590 | 186 | W38905 | 172 | W50048 | 15, 108 | W54054 | 112 | W54223 | 110 |
| W36827 | 182 | W38167 | 159, 180 | W38592 | 186 | W38911 | 173 | W50049 | 108 | W54055 | 112 | W54224 | 110 |
| W36830 | 182 | W38168 | 159, 180 | W38600 | 176 | W38914 | 173 | W50053 | 10 | W54056 | 112 | W54225 | 110 |
| W36901 | 173 | W38169 | 159, 180 | W38612 | 176 | W38916 | 248 | W50054 | 10 | W54057 | 113 | W54226 | 110 |
| W36902 | 180 | W38170 | 159, 180 | W38614 | 176 | W38917 | 248 | W50055 | 10 | W54058 | 113 | W54227 | 110 |
| W36903 | 180 | W38171 | 159, 180 | W38616 | 176 | W38918 | 248 | W50056 | 10 | W54059 | 113 | W54228 | 110 |
| W36904 | 173 | W38172 | 159, 180 | W38618 | 176 | W38919 | 248 | W50057 | 91 | W54060 | 113 | W54229 | 111 |
| W36905 | 172 | W38173 | 159, 180 | W38620 | 176 | W38920 | 248 | W50057-1 | 91 | W54061 | 113 | W54231 | 111 |
| W36910 | 182 | W38180 | 190 | W38622 | 176 | W38927 | 317 | W50057A | 91 | W54062 | 114 | W54232 | 120 |
| W36915 | 182 | W38181 | 190 | W38624 | 176 | W38933 | 182 | W50058 | 11 | W54063 | 114 | W54234 | 110 |
| W36920 | 182 | W38190 | 197 | W38626 | 176 | W38937 | 317 | W50060 | 13 | W54064 | 114 | W54235 | 109 |
| W36925 | 182 | W38193 | 175 | W38628 | 176 | W38940 | 182 | W50061 | 13 | W54065 | 114 | W54236 | 109 |
| W36927 | 182 | W38194 | 175 | W38630 | 176 | W38945 | 182 | W50063 | 13 | W54066 | 114 | W54240 | 111 |
| W36930 | 182 | W38201 | 177 | W38700 | 177 | W38947 | 182 | W50068 | 13 | W54067 | 114 | W54241 | 111 |
| W36940 | 194 | W38202 | 177 | W38708 | 177 | W38950 | 182 | W50069 | 13 | W54068 | 114 | W54242 | 111 |
| W36980 | 180 | W38206 | 177 | W38709 | 177 | W38955 | 182 | W50069A | 13 | W54069 | 114 | W54243 | 111 |
| W36981 | 180 | W38207 | 177 | W38710 | 177 | W38961 | 183 | W50071 | 54 | W54070 | 114 | W54244 | 111 |
| W38000 | 196 | W38208 | 177 | W38711 | 177 | W38962 | 183 | W50073 | 17 | W54071 | 114 | W54245 | 111 |
| W38002 | 176 | W38209 | 177 | W38712 | 177 | W38963 | 183 | W50075 | 17 | W54072 | 114 | W54246 | 111 |
| W38003 | 197 | W38210 | 177 | W38713 | 177 | W38964 | 183 | W50076 | 17 | W54073 | 114 | W54247 | 111 |
| W38003-1 | 197 | W38211 | 177 | W38714 | 177 | W38965 | 183 | W50076A | 17 | W54074 | 114 | W54248 | 111 |
| W38004 | 197 | W38212 | 177 | W38715 | 177 | W38970 | 231 | W50077 | 17 | W54075 | 114 | W54249 | 111 |
| W38008 | 176 | W38213 | 177 | W38716 | 177 | W38971 | 231 | W50078 | 17 | W54076 | 114 | W54250 | 72 |
| W38010 | 176 | W38214 | 177 | W38717 | 177 | W38972 | 231 | W50079 | 14 | W54077 | 114 | W54251 | 85, 111 |
| W38012 | 176 | W38215 | 177 | W38718 | 177 | W38973 | 231 | W50080 | 8, 101 | W54078 | 114 | W54252 | 110 |
| W38014 | 176 | W38216 | 177 | W38719 | 177 | W38980 | 180 | W50083 | 20 | W54079 | 114 | W54253 | 85, 111 |
| W38016 | 176 | W38217 | 177 | W38750 | 181 | W38981 | 180 | W50084 | 9 | W54080 | 114 | W54254 | 85, 111 |
| W38018 | 176 | W38218 | 177 | W38751 | 181 | W39000 | 238 | W50084A | 9 | W54085 | 115 | W54255 | 85, 111 |
| W38020 | 176 | W38219 | 177 | W38752 | 181 | W41000 | 33 | W50086 | 5 | W54090 | 116 | W54256 | 85, 111 |
| W38022 | 176 | W38220 | 177 | W38790 | 181, 248 | W41001 | 33 | W50087 | 9 | W54104 | 114 | W54258 | 111 |
| W38024 | 176 | W38221 | 177 | W38791 | 181, 248 | W41002 | 32 | W50087A | 9 | W54105 | 114 | W54259 | 111 |
| W38026 | 176 | W38222 | 177 | W38800 | 177 | W41003 | 67 | W50089 | 10 | W54106 | 114 | W54260 | 111 |
| W38028 | 176 | W38300 | 176 | W38801 | 181 | W41004 | 32 | W50089A | 10 | W54107 | 114 | W54261 | 111 |
| W38030 | 176 | W38301 | 174 | W38802 | 182 | W41006 | 32 | W50090 | 7 | W54108 | 114 | W54263 | 121 |
| W38032 | 176 | W38302 | 174 | W38803 | 183 | W41012 | 32 | W50091 | 7 | W54109 | 114 | W54264 | 121 |
| W38100 | 190 | W38304 | 174 | W38804 | 182 | W41018 | 35 | W50092 | 5 | W54110 | 114 | W54265 | 121 |
| W38101 | 190 | W38305 | 178 | W38805 | 231 | W41021 | 32 | W50092B | 5 | W54111 | 114 | W54266 | 120 |
| W38102 | 191 | W38306 | 178 | W38807 | 177 | W41022 | 32 | W50092C | 5 | W54112 | 114 | W54267 | 120 |
| W38106 | 191 | W38308 | 176 | W38808 | 177 | W41023 | 32 | W50095 | 4 | W54113 | 114 | W54268 | 120 |
| W38107 | 191 | W38310 | 176 | W38809 | 177 | W41025 | 35 | W50095B | 4 | W54114 | 114 | W54269 | 120 |
| W38108 | 191 | W38312 | 176 | W38810 | 177 | W41027 | 34 | W50095C | 4 | W54115 | 114 | W54270 | 120 |
| W38112 | 191 | W38314 | 176 | W38811 | 177 | W41029 | 34 | W50099 | 16 | W54116 | 114 | W54271 | 109 |
| W38113 | 191 | W38316 | 176 | W38812 | 177 | W41030 | 34 | W50145 | 12 | W54117 | 114 | W54272 | 117 |
| W38114 | 191 | W38318 | 176 | W38813 | 177 | W41031 | 35 | W53991 | 49 | W54118 | 114 | W54273 | 168 |
| W38115 | 191 | W38320 | 176 | W38814 | 177 | W41032 | 34 | W53992 | 91 | W54119 | 115 | W54274 | 94 |
| W38118 | 188 | W38322 | 176 | W38815 | 177 | W41034 | 34 | W53994 | 41 | W54120 | 114 | W54275 | 117 |
| W38120 | 188 | W38324 | 176 | W38816 | 177 | W41035 | 36 | W53995 | 48 | W54121 | 114 | W54276 | 117 |
| W38121 | 189 | W38326 | 176 | W38817 | 177 | W41036 | 34 | W53998 | 69 | W54150 | 118 | W54278 | 121 |
| W38122 | 191 | W38328 | 176 | W38818 | 177 | W41037 | 35 | W54004 | 48 | W54152 | 118 | W54279 | 121 |
| W38125 | 189 | W38330 | 176 | W38819 | 177 | W41039 | 33 | W54006 | 48 | W54154 | 119 | W54280 | 116 |
| W38128 | 188 | W38332 | 176 | W38820 | 177 | W41041 | 34 | W54009 | 41 | W54155 | 119 | W54281 | 116 |
| W38130 | 195 | W38337 | 174 | W38821 | 177 | W41042 | 34 | W54010 | 41 | W54156 | 119 | W54282 | 116 |
| W38131 | 190 | W38401 | 177 | W38822 | 177 | W41044 | 36 | W54011 | 41 | W54159 | 119 | W54283 | 116 |
| W38133 | 190 | W38402 | 177 | W38825 | 182 | W41060 | 49 | W54012 | 50 | W54170 | 119 | W54285 | 120 |
| W38136 | 195 | W38407 | 177 | W38840 | 182 | W41061 | 36 | W54013 | 33 | W54171 | 119 | W54286 | 120 |
| W38137 | 189 | W38408 | 177 | W38845 | 182 | W41062 | 37 | W54016 | 50 | W54172 | 119 | W54287 | 115 |
| W38139 | 194 | W38409 | 177 | W38847 | 182 | W41063 | 37 | W54017 | 50 | W54173 | 118 | W54289 | 115 |
| W38140 | 194 | W38410 | 177 | W38850 | 182 | W41065 | 37 | W54019 | 50 | W54198 | 106 | W54290 | 107 |
| W38141 | 194 | W38411 | 177 | W38855 | 182 | W41291 | 91 | W54020 | 50 | W54200 | 106 | W54291 | 106 |
| W38143 | 194 | W38412 | 177 | W38870 | 180 | W41292 | 91 | W54024 | 42 | W54201 | 107 | W54292 | 107 |
| W38144 | 194 | W38413 | 177 | W38874 | 180 | W41293 | 91 | W54025 | 42 | W54202 | 107 | W54293 | 107 |
| W38146 | 194 | W38414 | 177 | W38875 | 180 | W41294 | 91 | W54026 | 50 | W54203 | 107 | W54294 | 106 |
| W38147 | 194 | W38415 | 177 | W38876 | 180 | W50001 | 11 | W54029 | 14 | W54204 | 106 | W54295 | 72 |

ALPHABETICAL INDEX

A

| | |
|----------------------------------|--------------------|
| A/C Manifold Gauge Set..... | 169 |
| Abrasive Wheels..... | 9 |
| Adjustable Wrench..... | 210, 212 |
| | 306, 312, 323, 324 |
| Air Holds..... | 146, 165 |
| Air Hoses..... | 300, 301 |
| Air Hose Reel..... | 300, 301 |
| Air Inflator..... | 15 |
| Air Tank..... | 302 |
| Air Tank Gauge..... | 302 |
| Air Tank Hose..... | 302 |
| Air Tank Manifold..... | 302 |
| Air Tank Repair Kit..... | 302 |
| Air Tank Valve..... | 303 |
| Air Tool Accessories | |
| Accessory Kit..... | 298 |
| Air Regulator..... | 299 |
| Ball Chuck..... | 303 |
| Ball Valve..... | 299 |
| Blow Gun..... | 302 |
| Brass Adaptor..... | 299 |
| Brass Connector..... | 299 |
| Brass Coupler..... | 298, 319 |
| Brass Plug..... | 298, 319 |
| Ceramic Nozzles..... | 295 |
| Chisel Set..... | 288 |
| Control Unit..... | 299 |
| Coupler Set..... | 298, 308 |
| Cut-Off Disc..... | 289 |
| Engine Cleaner..... | 295 |
| Hammer Needle..... | 288 |
| Hammer Springs..... | 288 |
| Jig Saw Blades..... | 288 |
| Nibbler Die..... | 289 |
| Punches..... | 289 |
| Sanding Pad..... | 292 |
| Surface Prep Kit..... | 290 |
| Abrasive Spot Blaster..... | 295 |
| Air Tools | |
| Air Brush Kit..... | 297 |
| Angle Grinder..... | 293 |
| Body Saw..... | 288 |
| Cut-Off Tool..... | 289 |
| Die Grinder..... | 290 |
| Drill..... | 287 |
| Grease Gun..... | 294 |
| Hammer, Air..... | 288 |
| Hydraulic Riveter..... | 251, 295 |
| Impact Wrench..... | 286 |
| Line Sander..... | 293 |
| Metal Shear..... | 289 |
| Multi-Function Tool..... | 294 |
| Nibbler..... | 289 |
| Polisher..... | 293 |
| Punch/Flange..... | 289 |
| Ratchet..... | 287 |
| Sander..... | 292, 293 |
| Windshield Tool..... | 294 |
| Alignment Bar..... | 259 |
| Alligator Clips..... | 87 |
| Alternator Pulley Puller..... | 144 |
| Alternator/Battery Tester..... | 95 |
| Ammo Box..... | 51 |
| Anchor Point..... | 58 |
| Angle Grinder..... | 9 |
| Anti-Fatigue Mat..... | 47 |
| Antifreeze Tester..... | 169 |
| Auto Body Dolly..... | 90 |
| Auto Body Filler Applicator..... | 91 |
| Auto Body Filler Scoop..... | 91 |
| Auto Body Hammer..... | 90, 258 |
| Auto Body Mix Board..... | 91 |
| Auto Body Multi-Power Set..... | 90 |
| Auto Body Plastic Spreaders..... | 91 |
| Auto Body Repair Kit..... | 90 |
| Auto Body Trim Clips..... | 83, 84, 85 |
| Auto Safety Tool..... | 69, 315 |
| Aviation Tin Snips..... | 215, 307 |
| Axe..... | 256 |
| Axle Nut Socket..... | 130, 131 |

B

| | |
|---------------------------------|---------------|
| Back Scratcher Pick-Up Tool ... | 267, 314, 315 |
| Ball Joint Adapter Kit..... | 137 |
| Ball Joint Separator..... | 136 |

| | |
|-------------------------------------|------------------------------|
| Ball Joint/U-Joint Service Kit..... | 137 |
| Ball Pein Hammer..... | 258 |
| Bar Clamp, Ratcheting..... | 253 |
| Bar Stool..... | 40 |
| Barrel Pump..... | 120 |
| Battery, Button Cell..... | 70, 322 |
| Battery, Li-Ion..... | 333 |
| Battery Cable..... | 92 |
| Battery Cable Clamps..... | 97 |
| Battery Chargers | |
| Float..... | 97 |
| Solar..... | 96 |
| Li-Ion..... | 333 |
| Battery Charging Post..... | 93 |
| Battery Clamp Cover..... | 97 |
| Battery Eyelet Lugs..... | 92 |
| Battery Filler..... | 94 |
| Battery Hold Down..... | 94 |
| Battery Hold Down Bolts..... | 94 |
| Battery Jump Starter..... | 96 |
| Battery Jumper Cable..... | 97, 311 |
| Battery Load Tester..... | 95 |
| Battery Post Adapter..... | 93 |
| Battery Post Cleaner..... | 92 |
| Battery Terminal..... | 93 |
| Battery Terminal Bolt..... | 93 |
| Battery Terminal Cleaner..... | 92, 320, 321, 324 |
| Battery Terminal Puller..... | 92 |
| Battery Tester..... | 70 |
| Auto..... | 95 |
| Battery Tray..... | 94 |
| Battery Washer..... | 92 |
| Battery/Alternator Tester..... | 95 |
| Bearing Packer..... | 109 |
| Bearing Puller Kit..... | 132 |
| Bearing Race & Seal Set..... | 133 |
| Bearing Splitter..... | 133 |
| Belt Hook Tool..... | 140 |
| Belt Installer..... | 140 |
| Bench Grinder..... | 11 |
| Bench Grinder Wheel..... | 11 |
| Bench Vice..... | 43 |
| Bench Vice Jaws..... | 43 |
| Bin Rail Hook..... | 44 |
| Binoculars..... | 62 |
| Bit Driver | |
| Lighted..... | 224, 315, 317 |
| Ratcheting..... | 306, 313, 317, 322, 324 |
| Bit Driver Set | |
| Precision..... | 223, 225, 314, 315, 322, 324 |
| Ratchet Handle..... | 225, 310, 313, 322, 324 |
| SD Driver..... | 224, 225, 228, |
| | 306, 311, 313, 314, 315, 324 |
| Bit Holder..... | 5, 6, 319 |
| Bit Set..... | 225, 226, 227, 229, 230, 231 |
| | 306, 314, 316, 324 |
| Impact..... | 225, 231, 306, 315, 320 |
| Star..... | 183, 230, 231, 306 |
| Triple Square..... | 147 |
| Blanket | |
| Heated..... | 71 |
| Moving..... | 49 |
| Bleeder/Vacuum Pump..... | 126, 164 |
| Blind Spot Mirror..... | 69, 305, 320 |
| Blow Gun..... | 302 |
| Blower..... | 13 |
| Blower, Heater..... | 13 |
| Bolt Cutter..... | 255, 310 |
| Bolt Cutter Head..... | 255 |
| Bolt Extractor Set..... | 248 |
| Nut Driver..... | 7, 247 |
| Boost Pliers..... | 210 |
| Boot Brush..... | 61 |
| Boot Tray..... | 47, 61 |
| Bottle Jack..... | 32 |
| Bottle Opener..... | 62, 319, 322, 325 |
| Brad Nails-Staples..... | 252 |
| Brake Bleeder Hose..... | 126 |
| Brake Bleeder Kit..... | 126 |
| Brake Bleeder Wrench..... | 125 |
| Brake Caliper Hanger..... | 125 |
| Brake Caliper Kit..... | 122 |
| Brake Caliper Socket..... | 123, 181 |
| Brake Cylinder Hone..... | 125 |
| Brake Fluid Tester..... | 127 |
| Brake Hone Stone Set..... | 125 |

| | |
|-------------------------------------|-----------------------------|
| Brake Pad Spreader..... | 122 |
| Brake Piston Tool..... | 123 |
| Brake Rotor Gauge..... | 127 |
| Brake Service Kit..... | 124 |
| Brake Spoon..... | 124 |
| Brake Spring Compressor..... | 124 |
| Brake Spring Hook..... | 124 |
| Brake Spring Installer..... | 124 |
| Brake Spring Pliers..... | 124 |
| Brake Spring Tool..... | 124 |
| Brake Tool, Electronic Parking..... | 127 |
| Brass Adaptor..... | 299 |
| Brass Connector..... | 299 |
| Brass Coupler..... | 298, 319 |
| Brass Plug..... | 298, 319 |
| Breaker Bar..... | 188, 189 |
| Brush | |
| Bench..... | 64 |
| Fingernail..... | 64, 316, 319, 321, 323, 325 |
| Parts Cleaning..... | 64, 304, 324 |
| Snow..... | 66 |
| Tire..... | 309 |
| Brush Set | |
| Acid..... | 304 |
| Artist..... | 305, 307 |
| Detail..... | 63 |
| Engine..... | 143 |
| Paint..... | 63, 305, 307, 308, 311, 323 |
| Wire..... | 309 |
| Wire Cleaning..... | 63, 305, 307, 309, 311, 324 |
| Bucket Organizer..... | 310 |
| Budd Wheel Socket..... | 130 |
| Buffer/Polisher..... | 10 |
| Bulb | |
| Halogen..... | 26 |
| Rough Service LED..... | 23 |
| Bulk, Black Bin..... | 323-325 |
| Bungee Cord..... | 59, 60, 305, 307, 310 |
| Flat..... | 60 |
| Glowing Ball..... | 309 |
| Butane Flame Thrower..... | 19 |

C

| | |
|-----------------------------------|-----------------------------|
| C-Clamp..... | 253, 305, 320, 323 |
| Cable Clamp..... | 88 |
| Cable Cutters Pliers..... | 209 |
| Cable Lock..... | 308 |
| Cable Tie Gun..... | 73 |
| Cable Ties..... | 73, 308, 311 |
| Caliper, Digital..... | 274 |
| Cam Bearing Tool..... | 148 |
| Cam Buckle..... | 58, 310 |
| Cam Pulley Holder..... | 148 |
| Car Duster..... | 308 |
| Carabiner..... | 22, 305, 319, 320, 322, 324 |
| Carburetor Adjuster..... | 151 |
| Cargo Bar..... | 59 |
| Cargo Net..... | 59 |
| Caster..... | 38 |
| Caulking Gun..... | 72 |
| Caution Tape..... | 308 |
| Cell Phone Holder..... | 309 |
| Center Punch..... | 261, 262 |
| Chain Breaker..... | 152 |
| Chain Hoist..... | 35 |
| Chainsaw File..... | 276 |
| Chalk Line Set..... | 273 |
| Chisels | |
| Cold..... | 261 |
| Plastic..... | 138 |
| Wood..... | 260, 310 |
| Chisel/Punch Set..... | 261, 262, 263 |
| Circuit Tester..... | 98, 308 |
| Clamps | |
| Ratcheting..... | 254 |
| Spring..... | 254, 305, 321 |
| Clamp Light..... | 23 |
| Claw Hammer..... | 258 |
| Claw/Magnetic Retriever..... | 268, 269, 313 |
| Clevis Pins..... | 79 |
| Clutch Align Tool..... | 134 |
| Coil Spring Compressor..... | 135 |
| Cold Chisel..... | 261 |
| Compression Tester..... | 164, 165, 166 |
| Computer Memory Keeper..... | 163 |
| Computer Safe Logistic Probe..... | 98 |
| Construction Wrench..... | 212 |

| | |
|-------------------------------------|----------|
| Continuity Tester..... | 98 |
| Coolant Filling Set..... | 168 |
| Cooling System Pressure Tester..... | 168 |
| Cord Reel..... | 21, 22 |
| Cord/Hose Strap..... | 22, 322 |
| Cotter Pins..... | 78 |
| Counterfeit Money Pen..... | 321 |
| Counter Tops..... | 316-317 |
| Coupler Set..... | 298, 308 |
| Crank Pulley Tool..... | 148 |
| Creeper..... | 38 |
| Creeper Caddy..... | 38 |
| Creeper Seat..... | 39, 40 |
| Cross Pein Hammer..... | 256 |
| Crowfoot Wrench..... | 205 |
| Cummins Barring Tool..... | 149 |
| Cup Wire Brush..... | 7 |
| Cut-Off Wheel Mandrel..... | 290 |
| Cut-Off Wheels..... | 9 |
| CV Joint Boot Tool..... | 134 |

D

| | |
|----------------------------------|-------------------------|
| Dead Blow Hammer..... | 257 |
| DEF Tester..... | 167 |
| Demagnetizer..... | 322 |
| Dent Puller..... | 90 |
| Dial Caliper..... | 274 |
| Die & Tap Set..... | 245 |
| Diesel Compression Test Kit..... | 166 |
| Digital Caliper..... | 274 |
| Digital Torque Adapter..... | 189 |
| Disconnect Pliers..... | 157 |
| Disconnect Tools | |
| A/C..... | 157 |
| Clutch..... | 134 |
| Fuel..... | 155 |
| Fuel, A/C..... | 155, 156, 157 |
| Fuel, Trans..... | 156 |
| Fuel, Trans, A/C..... | 155 |
| Heater Hose..... | 156 |
| Master Set..... | 156 |
| Oil Cooler..... | 155 |
| Spring Lock..... | 157 |
| Transmission..... | 155 |
| Distributor Clamp Wrench..... | 158 |
| Dispenser, Plastic..... | 318 |
| Dolly | |
| Moving..... | 49 |
| Snowmobile..... | 36 |
| Wheel..... | 33 |
| Door Spring Tool..... | 138 |
| Door Trim Tool..... | 138 |
| Door Upholstery Tool..... | 138 |
| Door/Window Clip Tool..... | 138 |
| Drill, Air..... | 287 |
| Corded..... | 5 |
| Cordless..... | 4, 5 |
| Drill Bit Set..... | 226, 242, 243, 244, 307 |
| Drill Bit/Extractor..... | 244 |
| Drill Press..... | 11 |
| Drill Press Vise..... | 11, 43 |
| Drill Pump..... | 121, 307 |
| Drill/Tap Bit Set..... | 244 |
| Drop Light..... | 23, 24, 25, 311 |
| Drum & Hub Puller..... | 132 |
| Drum Sanding Set..... | 310 |
| Duct Tape..... | 72, 323 |
| Dust Broom..... | 64 |
| Dust Masks..... | 54, 304 |
| Duster..... | 317 |
| Dustpan..... | 64 |

E

| | |
|------------------------------|------------------------|
| E-Clips..... | 80 |
| Ear Muffs..... | 54 |
| Ear Plugs..... | 54, 319, 320 |
| Earplug/Safety Glasses..... | 309 |
| Electrical Crimper..... | 209, 264, 265, 308 |
| Electrical Repair Kit..... | 89 |
| Electrical Strippers..... | 264, 265 |
| Electrical Tape..... | 72, 305, 321, 323, 324 |
| Electrical Terminal Kit..... | 88, 308 |
| Electrical Wire Tool..... | 265 |
| Emergency Roadside Kit..... | 67 |
| Engine Crane..... | 34 |
| Engine Hoist Leveler..... | 34 |
| Engine Hone..... | 151 |

| | |
|---------------------------|--------------------|
| Engine Lift Chain..... | 34 |
| Engine Lift Plate..... | 34 |
| Engine Stand..... | 35 |
| Engine Support..... | 35 |
| Engraver..... | 19 |
| Extension Bar..... | 194, 196, 306, 323 |
| Impact..... | 187 |
| Torque Limiting..... | 193, 291 |
| Wobble..... | 194 |
| Extension Cord..... | 22 |
| 12V Dual Outlet..... | 16 |
| Extension Cord Reel..... | 21 |
| External Star Socket..... | 181 |
| Extractor Set | |
| Bolt..... | 246, 248 |
| Internal Pipe..... | 250 |
| Screw..... | 244, 246 |
| Spiral..... | 244 |
| Stud..... | 249 |
| Tapered..... | 246 |
| Extractor/Drill Bit..... | 244 |
| Eyeglass Repair Kit..... | 319 |

F

| | |
|-------------------------------------|-----------------------------|
| Face Spanner..... | 212 |
| Fan | |
| Shop..... | 13 |
| 12V Oscillating..... | 16 |
| USB..... | 70 |
| Fan Clutch Wrench..... | 142 |
| Feeler Gauge..... | 160, 161 |
| Fender Cover..... | 49 |
| File Set..... | 276, 304, 307, 310 |
| Chainsaw..... | 276 |
| Half Round..... | 276 |
| Ignition Point..... | 158 |
| Mill..... | 276 |
| Round..... | 276 |
| Square..... | 276 |
| Triangle..... | 276 |
| File Blade..... | 91 |
| File Blade Holder..... | 91 |
| Fingernail Brush..... | 64, 316, 319, 321, 323, 325 |
| Fingernail Clipper..... | 65, 319 |
| First Aid Kit..... | 69 |
| Fishbowl..... | 319-321 |
| Fishbowl Rack..... | 318, 321 |
| Flaming Torch..... | 331 |
| Flap Disk..... | 9 |
| Flare Nut Wrench..... | 199, 205 |
| Flare Tools | |
| 37 Degree..... | 129 |
| Dies..... | 129 |
| Double..... | 129 |
| ISO Bubble..... | 129 |
| Single..... | 129 |
| Flashlights | |
| ATAK..... | 326 |
| ATAK Rechargeable..... | 327 |
| Essential..... | 337 |
| Firepoint..... | 332 |
| Firepoint Rechargeable..... | 333 |
| Storm..... | 284, 311, 325, 337 |
| Tactical..... | 325, 336 |
| UV..... | 332, 336, 340 |
| Flex Handle..... | 188, 189 |
| Flexible Sander..... | 91 |
| Flip Cases | |
| Bit Set..... | 227 |
| Drill & Bit Set..... | 226 |
| Drill Bit Set..... | 243 |
| Drill Driver Bit Set..... | 227 |
| Extractor-Screw..... | 248 |
| Fuse Assortment..... | 86 |
| Nut Driver..... | 227 |
| Rotary Accessory Set..... | 20, 227 |
| Socket Set..... | 174 |
| Fluid Pump..... | 118 |
| Fluid Siphon Hose..... | 119 |
| Fluid Transfer Pump..... | 118, 119 |
| Fly Wheel Turner..... | 148 |
| Foot Pump..... | 102 |
| Framing Hammer..... | 310 |
| Front End Service Kit..... | 136 |
| Frost Plug Remover..... | 143 |
| Fuel Injection Pressure Tester..... | 167 |
| Fuel Injection Test Kit..... | 167 |

| | |
|-------------------------------|---------------|
| Fuel Pump/Vacuum Tester..... | 165 |
| Fuel Tank Lock Ring Tool..... | 151 |
| Fuel/Oil Filter Socket..... | 115 |
| Funnel..... | 117, 305, 316 |
| Fuses..... | 86, 305, 308 |

G

| | |
|------------------------------|---------|
| Gasket Scraper..... | 278 |
| Gear Puller..... | 145 |
| Gloves..... | 55, 308 |
| Glue..... | 72, 322 |
| Glue Gun..... | 311 |
| Glue Sticks..... | 305 |
| Grease Cartridge..... | 109 |
| Grease Fitting..... | 85, 111 |
| Grease Fitting Cleaning..... | 111 |
| Grease Fitting Tool..... | 111 |
| Grease Guns | |
| Air..... | 294 |
| Cordless..... | 15, 108 |
| Lever Action..... | 107 |
| Pistol Grip..... | 106 |
| Precision..... | 109 |
| Grease Gun Accessories | |
| Accessory Kit..... | 108 |
| Coupler..... | 110 |
| Dispenser..... | 110 |
| Flex Hose..... | 110 |
| Injector Needle..... | 111 |
| Needle..... | 110 |
| Grease Gun Holder..... | 109 |
| Grease Tube..... | 109 |
| Grinding Wheels..... | 9 |
| Grip Mat..... | 47 |
| Grip Pad..... | 306 |
| Grip Tape..... | 71 |

H

| | |
|---------------------------------|-------------------------|
| Hacksaw..... | 277, 304, 307, 310 |
| Hacksaw Blades..... | 277, 307 |
| Hair Pins..... | 79 |
| Halogen Bulb..... | 26 |
| Hammer | |
| Ball Pein..... | 258, 308 |
| Brass..... | 258 |
| Claw..... | 258, 308, 309, 316, 324 |
| Cross Pein..... | 256 |
| Dead Blow..... | 257, 310 |
| Drilling..... | 256 |
| Framing..... | 310 |
| Pick & Finishing..... | 90, 258 |
| Rubber..... | 257, 305, 308 |
| Shrinking..... | 90, 258 |
| Sledge..... | 256, 310 |
| Straight Pein..... | 90, 258 |
| Hand Pump..... | 102 |
| Hand Truck..... | 49 |
| Hardware Kit | |
| Alligator Clips..... | 87 |
| Cable Clamp..... | 88 |
| Clevis Pins..... | 79 |
| Cotter Pins..... | 78 |
| E-Clips..... | 80 |
| Electrical Terminal..... | 88 |
| Grease Fitting..... | 85 |
| Hair Pins..... | 79 |
| Heat Shrink..... | 87 |
| Hog Rings..... | 88 |
| Hose Clamps..... | 82 |
| Nuts/Bolts..... | 74, 75 |
| O-Ring, Spring, Cotter Pin..... | 74 |
| O-Rings..... | 81 |
| Oil Drain Plug..... | 82, 115 |
| Oil Drain Plug Gaskets..... | 82, 115 |
| Rivet..... | 80, 251 |
| Rivets, Poly..... | 80, 252 |
| Roll Pins..... | 79 |
| Rubber Grommets..... | 81 |
| Screws..... | 74 |
| Screws, Hex..... | 75, 76 |
| Snap Rings..... | 78 |
| Springs..... | 77 |
| Threaded Rivet..... | 80, 252 |
| Trim Clips..... | 83, 84, 85 |
| Vacuum Connector..... | 85 |
| Washers..... | 77 |
| Washers, Copper..... | 77 |

ALPHABETICAL INDEX

| | |
|-------------------------------|------------------------------|
| Washers, Lock & Flat..... | 77 |
| Wing Nuts..... | 75 |
| Wire Connectors..... | 88 |
| Woodruff Keys..... | 79 |
| Harmonic Balancer Puller..... | 149, 311 |
| Head Bolt Socket Bit..... | 147 |
| Headlamps..... | 29, 315, 321, 338 |
| ATAK..... | 327, 329 |
| Firepoint Rechargeable..... | 338 |
| Headlight Screwdriver..... | 139 |
| Heat Gun..... | 17 |
| Heat Gun Nozzles..... | 17 |
| Heat Shrink..... | 87 |
| Heater..... | 15 |
| Heater/Defroster..... | 16 |
| Helping Hands Magnifier..... | 19 |
| Hex Bit Socket..... | 123, 180, 181 |
| Impact..... | 183 |
| X-Trax..... | 181, 248 |
| Hex Impact Adapter..... | 6 |
| Hex Key Set..... | 232, 233, 234, 235 |
| | 306, 309, 313, 314, 315, 324 |
| X-Trax..... | 235, 248 |
| Hide-a-Key Rock..... | 305 |
| Hobby Knife Set..... | 280, 307, 314 |
| Hog Ring Pliers..... | 215 |
| Hog Rings..... | 88 |
| Hole Saw Set..... | 243, 308 |
| Hook & Loop Ties..... | 73 |
| Hook & Pick Set..... | 271, 304, 305, 311 |
| Hook Spanner Wrench..... | 212 |
| Hose Clamp Driver..... | 141 |
| Hose Clamp Pliers..... | 140, 141 |
| Hose Clamps..... | 82 |
| Hose Coupler..... | 298 |
| Hose Cutter..... | 141 |
| Hose Mender..... | 301 |
| Hose Nozzle..... | 317 |
| Hose Pinch Pliers..... | 141 |
| Hose Pliers..... | 207, 209 |
| Hose Remover Set..... | 141 |
| Hose Repair Kit..... | 301 |
| Hose/Cord Strap..... | 22, 322 |
| Hub & Drum Puller..... | 132 |
| Hub Remover Kit..... | 132 |
| Hybrid Air Hose..... | 301 |

I

| | |
|------------------------------|-------------------------|
| Ice Scraper..... | 317 |
| Ice Scraper/Cleaner..... | 66 |
| Ice Scraper/Squeegee..... | 66, 316, 322 |
| Ice Shoe, Grips..... | 309 |
| Ignition Module Tool..... | 158 |
| Ignition Point File..... | 158 |
| Ignition Tester..... | 158 |
| Impact Bit Set..... | 225, 231, 306, 315, 320 |
| Impact Driver..... | 225, 250 |
| Impact Socket Adapter..... | 186, 187 |
| Impact Socket Set..... | 184, 185, 291 |
| Impact Square Socket..... | 185 |
| Impact Universal Joint..... | 187 |
| Impact Wrench..... | |
| 12V..... | 16 |
| Air..... | 286 |
| Corded..... | 8, 101 |
| Cordless..... | 8 |
| Infrared Heater..... | 15 |
| Infrared Thermometer..... | 162, 275 |
| Injector Pump Socket..... | 153 |
| Inspection Camera..... | 12 |
| Inspection Mirror..... | 266, 305, 312, 313 |
| | 320, 321, 323, 324 |
| Inspection Tool Set..... | 268, 311 |
| Internal Pipe Extractor..... | 250 |
| IPR Valve Socket..... | 153 |

J

| | |
|---------------------------|----|
| Jack..... | |
| Bottle..... | 32 |
| Garage..... | 30 |
| Low Profile..... | 31 |
| Multi-Purpose..... | 36 |
| Scissor..... | 31 |
| Transmission Adapter..... | 36 |
| Trolley..... | 30 |
| Jack Stands..... | 32 |
| Jet Torch..... | 19 |

| | |
|---------------------|-----|
| Jig Saw Blades..... | 288 |
| Jump Starter..... | 96 |
| Jumper Cable..... | 97 |

K

| | |
|---------------------------|------------------------------|
| Key Holder, Magnetic..... | 69, 305, 319 |
| Key Set, Hex..... | 232-235, 313, 314, 315, 324 |
| Star..... | 235 |
| Key Tags..... | 320, 325 |
| Keychain..... | |
| Bottle Cap Carabiner..... | 318 |
| Light..... | 319, 325 |
| Pill Fob..... | 319 |
| Pull Apart..... | 319 |
| Retractable..... | 321 |
| Whistle..... | 319 |
| Knee Pads..... | 55, 310 |
| Knife, Hobby..... | 280, 307, 314 |
| Pocket..... | 282, 283, 284, 318, 319, 320 |
| Snap Blade..... | 280, 304, 308, 321, 328 |
| Utility..... | 280, 281, 304, 311, 314, 321 |
| Knife Set..... | 284, 311 |
| Knife Sharpener..... | 285, 320 |

L

| | |
|------------------------------|------------------------|
| Lantern..... | 328 |
| Laser Pointer Pen..... | 314 |
| Leak Down Test Kit..... | 164 |
| Leather Punch..... | 307 |
| LED Drop Light..... | 23, 24, 25, 311 |
| LED Flaming Torch..... | 331 |
| LED Flashlight..... | |
| ATAK..... | 326 |
| ATAK Rechargeable..... | 327 |
| Essential..... | 337 |
| Firepoint..... | 332 |
| Firepoint Rechargeable..... | 333 |
| Storm..... | 284, 311, 325, 337 |
| Tactical..... | 325, 336 |
| UV..... | 332, 336, 340 |
| LED Headlamp..... | 29, 315, 321, 338 |
| ATAK..... | 327, 329 |
| Firepoint Rechargeable..... | 338 |
| LED Keychain Light..... | 319, 325 |
| LED Lantern..... | 328 |
| LED Lantern Mosquito..... | 331 |
| LED Light Bulb..... | 23 |
| LED Light/Laser..... | 316 |
| LED Moon Stick..... | 325, 339 |
| LED Pathway Lights..... | 330 |
| LED Pen Light..... | 29, 325, 335, 340 |
| Firepoint..... | 332 |
| Firepoint Rechargeable..... | 333 |
| UV..... | 340 |
| LED Portable Work Light..... | 24, 25, 26, 27 |
| LED Power Bank..... | 329 |
| LED Safety Flare..... | 101, 340 |
| LED Screwdriver..... | 314 |
| LED Solar Light..... | 330 |
| LED Switch Plate..... | 309 |
| LED Tire Gauge..... | 329 |
| LED Tire Thumper..... | 325, 326 |
| LED Utility Light..... | 325, 340 |
| LED Wireless Bulb..... | 330 |
| LED Work Light..... | 27, 320, 325, 339, 340 |
| ATAK..... | 325, 329 |
| Firepoint Rechargeable..... | 334 |
| Lens Repair Tape..... | 71 |
| Level, Laser..... | 273 |
| Level, Post & Corner..... | 309 |
| License Fastener..... | 69 |
| Lift Support Clamp..... | 138 |
| Lighted Screwdriver..... | 224, 315, 317 |
| Line Clamp Set..... | 141 |
| Line Stopper Set..... | 157 |
| Liquid Sprayer..... | 295 |
| Lobe Socket Set..... | 182 |
| Lock De-Icer..... | 317 |
| Lock Nut Socket..... | 130 |
| Lock Nut Tool..... | 131 |
| Lock-Out Tool..... | 138 |
| Lockbox..... | 69 |
| Locking Pliers..... | |
| C-Clamp..... | 213, 254, 310 |
| Curved Jaw..... | 213, 307, 323 |
| Long Nose..... | 213, 307 |
| Straight Jaw..... | 213 |

| | |
|---------------------------------|----------|
| Lug Nut Socket..... | 101 |
| Lug Nut, Torque Multiplier..... | 101 |
| Lug Wrench..... | 100, 311 |

M

| | |
|----------------------------------|-------------------------|
| Machinist Vise..... | 43 |
| Magnetic Base..... | 53 |
| Magnetic Bit Holder..... | 5, 6, 319 |
| Magnetic Block..... | 53 |
| Magnetic Clip..... | 53 |
| Magnetic Disc..... | 53 |
| Magnetic Hook..... | 53, 320, 325 |
| Magnetic Key Holder..... | 69, 305, 319 |
| Magnetic Nut Setter..... | 7 |
| Magnetic Organizer..... | 52 |
| Magnetic Pickup Tool..... | 267-269, 305 |
| | 311-316, 320, 321, 323 |
| Lighted..... | 268, 312, 324 |
| Magnetic Pickup Tool/Mirror..... | 266, 308 |
| | 311, 316 |
| Magnetic Retriever..... | 270 |
| Magnetic Ring..... | 53 |
| Magnetic Tape..... | 53 |
| Magnetic Tray..... | 52, 311, 314, 324 |
| Magnetic Wrist Band..... | 54 |
| Magnetic/Claw Retriever..... | 268, 269, 313 |
| Magnetizer..... | 322 |
| Magnifier..... | 19 |
| Magnifying Glass..... | 270, 305, 317, 320, 324 |
| Magnifying Glass/Tweezer..... | 319 |
| Mandrel..... | 290 |
| Manifold Spreader..... | 152 |
| Measuring Dispenser..... | 121 |
| Mechanics Wire..... | 91, 321, 325 |
| Merchandising Strip..... | 322 |
| Microfiber Cloth Set..... | 316 |
| Micrometer..... | 275 |
| Mirror, Inspection..... | 266, 305, 312, 313 |
| | 320, 321, 323, 324 |
| Monopod (Selfie Stick)..... | 70, 317 |
| Moon Stick..... | 325, 339 |
| Mortorq Bit Socket..... | 182 |
| Mosquito Lantern..... | 331 |
| Mounted Stone..... | 290, 308 |
| Movers Dolly..... | 49 |
| Moving Blanket..... | 49 |
| Multi-Cutter..... | 215 |
| Multi-Function Tool..... | 285, 307, 315 |
| | 317, 321, 322, 325 |
| Multi-Power Set..... | 90 |
| Multimeter Test Lead..... | 99 |
| Multimeter Tester..... | 99 |

N

| | |
|-------------------------------|--------------------|
| Nitrile Gloves..... | 55 |
| Noid Light Kit..... | 166 |
| Nox & Soot Sensor Socket..... | 153 |
| Nut Driver..... | 217, 220, 310, 315 |
| Nut Driver Bit..... | 7, 227, 322 |
| Nut Splitter..... | 249 |
| Nuts/Bolts..... | 74, 75 |

O

| | |
|---------------------------------|----------|
| O-Rings..... | 81, 308 |
| O-Ring, Spring, Cotter Pin..... | 74 |
| O-Ring/Seal Remover..... | 143 |
| Oil Cartridge Socket Set..... | 115 |
| Oil Drain Adapter Pan..... | 116 |
| Oil Drain Pan..... | 116 |
| Oil Drain Plug..... | 82, 115 |
| Oil Drain Plug Gaskets..... | 82, 115 |
| Oil Drain Plug Socket..... | 115 |
| Oil Drain Plug Tool..... | 115 |
| Oil Engine Filler Set..... | 116 |
| Oil Extraction Pump..... | 118, 119 |
| Oil Filter Cap Wrench..... | 114 |
| Oil Filter Chain Wrench..... | 113 |
| Oil Filter Pliers..... | 113 |
| Oil Filter Strap Wrench..... | 113, 309 |
| Oil Filter Wrench..... | 112, 113 |
| Oil Filter/Fuel Socket..... | 115 |
| Oil Lift Drain..... | 116 |
| Oil Lift Drain Base..... | 116 |
| Oil Pressure Switch Socket..... | 154 |
| Oil Sender Unit Socket..... | 154 |
| Oil/Water Separator..... | 299 |
| Oiler..... | 121 |
| Organizer, Plastic..... | 51, 89 |

Organizer, Trunk.....309
 Oxygen Sensor Socket.....153, 154

P

P/S & Alt Pulley Puller.....144
 P/S Pulley Puller.....144
 Packing Tape.....306
 Padlock.....309, 320, 321
 Pail Pump.....120
 Paint Cup.....296, 297
 Painter Scraper.....278, 315
 Planogram Assortments.....341, 342
 Paracord Bracelet.....62, 318
 Parts Cleaning Brush.....64, 304, 324
 Parts Washer.....14
 Pathway Lights.....330
 Peg Hook Assortment.....52
 Pen Light.....29, 325, 335, 340
 Firepoint.....332
 Firepoint Rechargeable.....333
 UV.....340
 Pen, Laser Pointer.....314
 Permanent Marker.....306, 319, 322
 Pick & Driver Set.....271
 Pick & Hook Set.....271, 304, 305, 311
 Pill FOB Keychain.....319
 Pilot Bearing Puller.....134
 Pipe Clamp.....254
 Pipe Cutter.....128, 255
 Pipe Wrench.....255
 Pistol Oiler.....121
 Piston Cylinder Hone.....151
 Piston Ring Cleaner.....150
 Piston Ring Compressor.....150
 Piston Ring Installer.....150
 Pitman Arm Puller.....136
 Pitman/Tie Rod Puller.....136
 Plastic Chisel Set.....138
 Plastic Organizer.....51, 89
 Plastic Razor Blades.....279
 Pliers
 Bent Nose.....209, 325
 Cable Cutters.....209
 Clip Removal.....138
 CV Joint Boot.....134
 Diagonal.....207, 208, 210, 307, 324
 Disconnect.....157
 End Nippers.....209
 Fence.....207
 Flush Cutter.....209
 Fuel Line.....151
 Groove Joint.....207, 209
 Hog Ring.....215
 Hose.....207, 209
 Hose Clamp.....140, 141
 Hose Pinch.....141
 Lineman.....207, 208, 210, 307, 325
 Lock Ring.....215
 Locking C-Clamp.....213, 254, 310
 Locking Curved Jaw.....213, 307, 323
 Locking Dual Position.....213
 Locking Long Nose.....213, 307
 Locking Straight Jaw.....213
 Long Nose.....207, 208, 209, 210
 304, 307, 323
 Mini.....321
 Needle Nose.....208
 Oil Filter.....113
 Push Pin.....138
 Slip Joint.....207, 208, 304, 323
 Snap Ring.....214, 215
 Water Pump.....209
 Pliers Rack.....206
 Pliers Set.....208, 210, 211, 212, 213, 307, 310
 Pocket Knife.....282, 283, 284
 Polisher.....10
 Polisher/Buffer.....10
 Polisher/Sander.....9
 Polishing Bonnets/Pads.....9, 10
 Polishing Kit.....7
 Power Bank.....96, 329
 Power Inverter.....68
 Power Inverter Switch.....68
 Power Puller.....61
 Power Strip, 6 Outlets.....311
 Power Tool Accessories
 12V Battery Charger.....4

12V Battery Pack.....4
 18V Battery Pack.....15
 19.2V Battery Charger.....4
 19.2V Battery Pack.....4
 90 Degree Driver.....6
 Abrasive Wheels.....9
 Bit Holder.....5, 6, 319
 Bit Sets.....226, 228, 229, 306, 309
 Bolt Extractor Nut Driver.....7, 247
 Brush.....7
 Cup Wire.....7
 Drill & Bit Set.....226, 227
 Drill Bit.....243
 Hex Adapter.....6
 Nut Driver Bit.....7, 227, 322
 Nut Setter.....7
 Polishing Kit.....7
 Polishing Pads.....9, 10
 Rotary Tool.....20, 227, 310
 Rotary Wire.....7, 308
 Screwdriver Bit.....5
 Socket Adapter.....6, 309
 Spiral Extractor.....244
 Wire Wheel.....7, 308

Power Tools
 Angle Grinder.....9
 Blower.....13
 Blower Fan.....13
 Drill.....4, 5
 Drill Driver.....5
 Engraver.....19
 Heat Gun.....17
 Heater.....15
 Impact Wrench.....8, 101
 Polisher/Buffer.....10
 Polisher/Sander.....9
 Rotary Tool.....20
 Steam Cleaner.....14

Precision Bit Driver Set.....223, 225
314, 315, 322, 324

Prop Rod.....69
 Pry Bar.....259, 260, 310
 PTFE Sealing Tape.....72, 298, 305
320, 321, 323

Pull Apart Keychain.....319
 Pulley Holding Tool.....145
 Pulley Puller.....144

Punch
 Center.....261, 262
 Nail.....263
 Pin.....261, 263
 Roll Pin.....263
 Taper.....261
 Transfer.....262

Punch/Chisel Set.....261, 262, 263, 310
 Push Pin Pliers.....138
 Putty Knife.....304

Q

Quick Link Set.....320, 325

R

Radiator Filler.....168
 Radio Removal Tool.....139
 Ratchet.....190, 191, 306, 309, 313, 317, 323
 Air.....287
 Thumb Wheel.....189
 Ratcheting Bar Clamp.....253
 Ratcheting Breaker Bar.....189
 Ratcheting Clamp.....254
 Ratcheting Screwdriver.....306, 317, 324
 Ratcheting Socket Adapter.....189
 Ratcheting Tie Down.....56, 57, 307, 310
 Ratcheting Wrench Adapter.....189
 Razor Blades.....279
 Razor Blades, Plastic.....279
 Razor Scraper.....278, 279, 304, 309, 313
 314, 319, 320, 323, 325

Reach Grabber.....311
 Recoil Air Hose.....301

Reel
 Air.....300, 301
 Extension Cord.....21

Reference Cards.....322
 Reflective Tape.....71
 Refractometer.....168
 Remote Starter Switch.....163

Retainer Pin Set.....187
 Retaining Nut Wrench.....9
 Retractable Keychain.....325
 Retrieval Tool Kit.....269
 Retriever Claw.....269
 Rigid Scraper.....278, 315
 Rivet, Steel.....80, 251
 Rivet, Poly.....80, 252
 Rivet Gun.....251, 252, 311
 Road Flare, LED.....101, 340
 Roadside Emergency Kit.....67
 Roadside Warning Triangle.....67, 101
 Roll Pins.....79
 Roller Stand.....41
 Rope.....305
 Rotary Tool.....20
 Rotary Tool Accessories.....20, 227, 310
 Rubber Air Hose.....300, 301
 Rubber Cement.....72, 105
 Rubber Grommets.....81
 Rubber Mallet.....257, 305, 308
 Ruler/Straight Edge.....273

S

Safety Ear Muffs.....54
 Safety Flare.....101, 340
 Safety Glasses.....54, 305
 Safety Glasses/Earplug.....309
 Safety Goggles.....54
 Safety Kit.....311

Sander
 Air.....292, 293
 Flexible.....91
 Corded.....9
 Sanding Block.....91
 Saw.....277, 307
 Saw Blades.....8
 Sawhorse.....41
 Sawhorse Brackets.....41
 Scale, Digital.....275
 Scan Tool
 Electronic Parking Brake.....127
 OBD II.....162

Scissor Jack.....31
 Scissors.....307, 310, 320, 324

Scraper
 Gasket.....278
 Painter.....278, 315
 Razor.....278, 279, 304, 309, 313
 314, 319, 320, 323, 325
 Rigid.....278, 315
 Wall.....278

Scraper/Awl Set.....310
 Screw Extractor.....244, 246
 Hex Bit.....181, 248
 Hex Key Set.....248

Screwdriver.....216, 319, 323
 4-in-1.....223, 314, 319
 6-in-1.....224, 316, 323, 324
 Lighted.....224, 315, 317
 Ratcheting.....306, 317, 324

Screwdriver Set.....216, 218-222
304, 306, 307, 310
 Star.....139, 217, 220, 222

Screws.....74
 Screws, Hex.....75, 76
 Screws, Sheet.....305
 Screws, Wood.....305

Seal Puller.....90, 143
 Seal/O-Ring Remover.....143
 Self Portrait Monopod.....70, 317
 Serpentine Belt Tool.....140
 Service Cart.....49
 Shears.....215
 Shears Blades.....215
 Shop Blower.....13
 Shop Blower Nozzles.....13
 Shop Press.....37
 Shop Press Accessory.....37
 Shop Stand.....42
 Shop Tool Cart.....48
 Shop Towels.....65
 Shop/Garage Blower.....13
 Shrinking Hammer.....90, 258
 Siphon Hose.....119
 Sledge Hammer.....256
 Slide Hammer Kit.....132

| | |
|-------------------------------|----------|
| Vacuum Switch Socket..... | 154 |
| Vacuum/Fuel Pump Tester | 165 |
| Valve Holder | 146 |
| Valve Lapper | 146 |
| Valve Lifter Remover | 147 |
| Valve Spring Compressor | 146, 147 |
| Valve Spring Tool | 146 |

W

| | |
|---------------------------------|---------|
| Wall Scraper | 278 |
| Wallet..... | 306 |
| Warning Triangle, Roadside..... | 67, 101 |
| Washers..... | 77 |
| Washers, Copper | 77 |
| Washers, Lock & Flat..... | 77 |
| Water Pump Holder | 142 |
| Water Pump Pliers..... | 209 |
| Water/Oil Separator | 299 |
| Welding Cart..... | 91 |
| Welding Helmet..... | 91 |
| Welding Helmet Lens | 91 |
| Welding Helmet Shield | 91 |
| Welding Jig..... | 91 |
| Wheel Caster | 38 |
| Wheel Chocks | 33 |

| | |
|---|--------------------|
| Wheel Dolly..... | 33 |
| Wheel Step | 33 |
| Wheel Stud Pilot Pin | 133 |
| Whistle Keychain..... | 319 |
| Window Cleaner/Ice Scraper | 66 |
| Windshield Nozzle Cleaner | 169 |
| Windshield Removal Tool..... | 139 |
| Wing Nuts..... | 75 |
| Wiper Arm/Battery Terminal Puller | 92 |
| Wiper Arm Removal Tool..... | 139 |
| Wire, Mechanics..... | 91, 321 |
| Wire, Plastic | 72 |
| Wire Brush..... | 63, 307 |
| Wire Connectors..... | 88 |
| Wire Crimper | 209, 264, 265, 308 |
| Wire Insertion Tool..... | 265 |
| Wire Strippers..... | 264, 265, 308 |
| Wire Ties..... | 309 |
| Wire Wheel Brush | 7 |
| Wireless Bulb Light..... | 330 |
| Wood Chisel | 260, 310 |
| Wood Engraver..... | 19 |
| Woodruff Keys | 79 |
| Woodworker's Vise | 43 |
| Work Gloves | 55 |

| | |
|-----------------------------|------------------------------|
| Work Light | 27, 320, 325, 339, 340 |
| ATAK | 325, 329 |
| Firepoint Rechargeable..... | 334 |
| Work Platform | 42 |
| Workbench | 42 |
| Wrench | |
| Adjustable | 210, 212, 306, 312, 323, 324 |
| Battery | 92 |
| Combination | 198, 204, 324 |
| Construction | 212 |
| Crowfoot | 205 |
| Distributor Clamp | 158 |
| Flare Nut | 199, 205 |
| Hook Spanner..... | 212 |
| Jumbo..... | 204 |
| Oxygen Sensor..... | 154 |
| Pipe | 255 |
| Ratcheting | 200 |
| Ratcheting Box | 202 |
| Spark Plug | 159 |
| Spindle Nut..... | 131 |
| Stubby | 199 |
| Wrench Adapter | 205 |
| Wrench Rack | 206 |
| Wrench Set | 198, 199, 203, 204, 205, 306 |
| Ratcheting | 200, 201, 202 |