

Powering the RV Adventure



4400/5400 Series



8300 Series



ALS Series



ATS Series



TCRU Series

Powering the RV Adventure

Welcome

Parallax Power Supply is a name you can trust. We are the pioneers of RV power with over 50 years of service and experience.

With Parallax Power Supply, you can expect high quality, innovative electrical systems that are manufactured from premium components.

Built to Last

We take our position as pioneers of the RV electrical industry seriously, as we produce quality products with customized solutions.

Quality is the cornerstone of Parallax Power Supply products. While many suppliers claim quality, we demonstrate it with superior products made from steel components that are built to last.

At PPS we offer innovative product development solutions to better meet the needs of your customer. All PPS products are supported by our manufacturer's warranty, excellent customer service and technical expertise.

Allow us to partner with you to meet and exceed your customers' expectations.

Engineered for excellence...Parallax Power Supply



The ETL (Edison Testing Laboratories) listing ensures that our products are designed for safe use in the marketplace for both US and Canada. Parallax Power Supply products are tested and certified by Intertek, a Nationally Recognized Testing Laboratory (NRTL), and meet OSHA safety regulations.



TABLE OF CONTENTS

Welcome Page	2
Power Centers	4-6
Replacement Upgrades	7-8
Temperature Compensation (TC) Chart	9
Deckmount Converters	10-11
Distribution Panels	12-13
Fuse Panels	13
Transfer Switches	14
Energy Management Devices	15
Outdoor Power Outlets	16
Power RV Outlet Accessories & Adapters	17
Siemens Breakers	18
Aqua Lantern	19
Replacement Guide	20-21
Cross Reference Replacement Chart	22
Technical/Warranty Information	23

Power Centers


8300 Series



The 8300 Series brings output amperages to 30 amp shore services. Filtered full-range DC outputs of 45, 55, 65 and 75 amp. Active power factor correction* allows converter sections to operate on 120VAC 15A branch circuits leaving plenty of power for running other 120VAC devices. The series is also available with a 120VAC 30 amp line generator transfer switch or a 20 amp load shed device. Series has a full temperature quick charge function with a TempAssure option available to give you a premium value. **Upgrade with the 4400TAU (See page 8).**

- 30 amp 120VAC Shore Service
- Filtered Full-Range DC Outputs of 45, 55, 65 and 75 amp
- Main and 6 120VAC branch circuits
- Durable Steel Enclosure
- 11 Position Fuse Block with Blown Fuse Indicators
- TempAssure option available (Patent US 7,245,109)

**Standard on 65 and 75 amp models*



Model: 8375



Model: 8345R

MODEL #	ITEM DESCRIPTION	AC INPUT		DC OUTPUT		DIMENSIONS			WEIGHT
		VOLTS	WATTS	VOLTS	AMP	H	W	L	
8345	30 amp service Power Center with 45 amp Converter Charger	105-130 60Hz	775	13.85 Max @ No Load 13.2 Min @ Full Load	45	12"	14.25"	10.5	19.25 lbs
8345R	Lower Section Replacement for 8345	105-130 60 Hz	775	13.85 Max @ No Load 13.2 Min @ Full Load	45	4.75"	13.5"	10.5"	9.1 lbs
8355	30 amp service Power Center with 55 amp Converter Charger	105-130 60Hz	975	13.85 Max @ No Load 13.2 Min @ Full Load	55	12"	14.25"	10.5"	19.25 lbs
8355R	Lower Section Replacement for 8355	105-130 60 Hz	975	13.85 Max @ No Load 13.2 Min @ Full Load	55	4.75"	13.5"	10.5"	9.1 lbs
8365	30 amp service Power Center with 65 amp Converter Charger	105-130 60Hz	1090	13.85 Min. @ No Load 13.2 Min. @ Full Load	65	12"	14.25"	10.5"	19.25 lbs
8365R	Lower Section Replacement for 8365	105-130 60 Hz	1090	13.85 Max @ No Load 13.2 Min @ Full Load	65	4.75"	13.5"	10.5"	9.1 lbs
8375	30 amp service Power Center with 75 amp Converter Charger	105-130 60Hz	1260	13.85 Max @ No Load 13.2 Min @ Full Load	75	12"	14.25"	10.5"	19.25 lbs
8375R	Lower Section Replacement for 8375	105-130 60 Hz	1260	13.85 Max @ No Load 13.2 Min @ Full Load	75	4.75"	13.5"	10.5"	9.1 lbs

Power Centers

5300 Series



The 5300 Series Power Centers bring output amperages to 50 amp shore service while offering filtered full range DC outputs of 55, 65 and 75 amps. Active power factor correction* allows converter sections to operate on 120VAC 15A branch circuits (which total 12) 120VAC branch circuits and 15DC branch circuits with open fuse indicators. The 5300 series has a full temperature quick charge function with a TempAssure option available.

Upgrade with the 4400TAU (See page 8).

- 50 amp 120/240V Shore Service
- Filtered Full-Range DC Outputs of 55, 65 and 75 amp
- Main and 12 120VAC branch circuits
- Durable Steel Enclosure
- 15 Position Fuse Block with Blown Fuse Indicators
- TempAssure option available (Patent US 7,245,109)



Model: 5355



Model: 5375R

**Standard on 65 and 75 amp models*

MODEL #	ITEM DESCRIPTION	AC INPUT		DC OUTPUT		DIMENSIONS			
		VOLTS	WATTS	VOLTS	Amp	H	W	L	WEIGHT
5355	50 amp service Power Center with 55 amp Converter Charger	105-130 60Hz	975	13.85 Max @ No Load 13.2 Min @ Full Load	55	13.125"	14.5"	10.5"	22 lbs
5355R	Lower Section Replacement for 5355	105-130 60 Hz	975	13.85 Max @ No Load 13.2 Min @ Full Load	55	4.75"	13.5"	10.5"	9.1 lbs
5365	50 amp service Power Center with 65 amp Converter Charger	105-130 60Hz	1090	13.85 Max @ No Load 13.2 Min @ Full Load	65	13.125"	14.5"	10.5"	22 lbs
5365R	Lower Section Replacement for 5365	105-130 60 Hz	1090	13.85 Max @ No Load 13.2 Min @ Full Load	65	4.75"	13.5"	10.5"	9.1 lbs
5375	50 amp service Power Center with 75 amp Converter Charger	105-130 60Hz	1260	13.85 Max @ No Load 13.2 Min @ Full Load	75	13.125"	14.5"	10.5"	22 lbs
5375R	Lower Section Replacement for 5375	105-130 60 Hz	1260	13.85 Max @ No Load 13.2 Min @ Full Load	75	4.75"	13.5"	10.5"	9.1 lbs



Power Centers

6730D & 7155 Series

6730D

The model 6730D electronic converter/charger from Parallax is the perfect power solution for small RV classes. The filtered DC power is free from spikes and surges, ensuring bright lighting and smooth operation of amenities.



Model: 6730D



- Designed for the tent, pop-ups, and truck camper markets
- Designed for 30 amp 120VAC service
- Panel pre-wired and preloaded with a 30 amp main breaker, one 20 amp circuit breaker & two 15 amp circuit breakers
- Converter section provides 30 amp DC output, fan cooled
- Reverse polarity protection
- 5 position DC fuse board
- Product dimensions: 13.75" W x 7" H x 5.5" D, Wt 12.2 lbs

7155

7155 model features solid construction and quality components, which stand up to the rigors of RVing. The distribution panel meets the requirements as a CTL Class I listed enclosed panel board, an important safety benefit. Other features include steel chassis, ventilated steel door, and fuse clips.



Model: 7155

- Designed for 30 amp 120VAC shore service
- Main and 5 12V branch circuits
- 11 position DC fuse board with blown fuse indicators
- Two separate cooling fans

Model: 081-7155-000

MODEL #	ITEM DESCRIPTION	AC INPUT		DC OUTPUT		DIMENSIONS			WEIGHT
		VOLTS	WATTS	VOLTS	Amp	H	W	D	
7155	30 amp AC 55 DC All-In-One Converter	105-130 60Hz	975	14.0 Max @ No Load 13.6 Max @ Full Load	55	11.75"	14"	7"	13.5 lbs
081-7155-000	Lower Section Replacement for 7155	105-130 60Hz	975	14.0 Max @ No Load 13.6 Max @ Full Load	55	4.25"	10.25"	8"	4.5 lbs

Replacement Upgrades

TCRU Series



The TCRU Series is a group of premium-level products designed to upgrade any classic 6300, 7300, or 500 Series Power Center by adding the unique benefits of our patented TempAssure module. TempAssure features temperature compensated charging that adjusts to the ideal voltage required based upon battery temperature. While TempAssure provides an adequate charge regardless of temperature, Active Power Factor Correction* gives the coach an efficient supply of power. With our 65 and 75 amp upgrades, any unit can operate on a 120VAC 15 amp branch circuit.



Model: 45TCRU



- Stable and efficient output power is ideal for powering sensitive electronic equipment in any temperature or environment
- 25 foot battery temperature probe
- 11 position DC fuse board including blown fuse indicators
- Parallax patented TempAssure module (Patent US 7,245,109)

**Standard on 65 and 75 amp models*

MODEL #	ITEM DESCRIPTION	AC INPUT		DC OUTPUT		DIMENSIONS			WEIGHT
		VOLTS	WATTS	VOLTS	AMP	H	W	D	
45TCRU	45 amp Converter Charger with Temperature Compensation	105-130 60Hz	775	See TC Chart (Page 9)	45	4.5"	11.5"	10.5"	9.25 lbs
55TCRU	55 amp Converter Charger with Temperature Compensation	105-130 60Hz	975	See TC Chart (Page 9)	55	4.5"	11.5"	10.5"	9.25 lbs
65TCRU	65 amp Converter Charger with Temperature Compensation	105-130 60Hz	1090	See TC Chart (Page 9)	65	4.5"	11.5"	10.5"	9.25 lbs
75TCRU	75 amp Converter Charger with Temperature Compensation	105-130 60Hz	1260	See TC Chart (Page 9)	75	4.5"	11.5"	10.5"	9.25 lbs

Replacement Upgrades

4400TAU

The 4400TAU unit will improve any 4400 and 5400 converters as well as 5300 and 8300 power centers by adding the benefits of the TempAssure module. This upgrade allows the product to have temperature compensated charging that adjusts to the ideal charge voltage based on battery temperature. The upgrade works on all deckmounts, all-in-ones, and lower section locations to provide you with clean, stable, filtered output power that is required for powering sensitive equipment. Simple plug-in installation.



(Patent US 7,245,109)

Upgrade These Products with the 4400TAU

Deckmount Converters	
4400 Series	5400 Series
4435	5465
4445	5475
4455	

Power Centers	
5300 Series	8300 Series
5355	8345
5365	8355
5375	8365
	8375



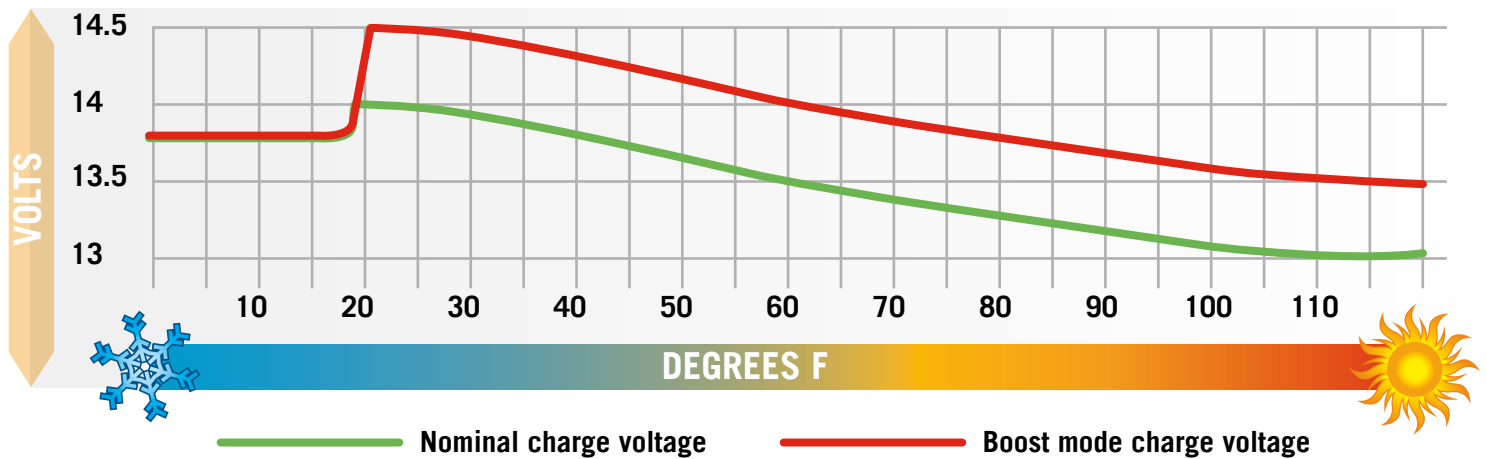
Taking multi-stage charging to the next level

Protect your battery!

- Avoid boiling your battery with our patented temperature compensated technology
- Prevent excessive battery gassing or freezing under extreme changes in temperature

TempAssure technology provides optimal battery voltage at ANY temperature.

Temperature Compensation (TC) Chart



Your battery will charge *FASTER* and last *LONGER*



<i>Comparison Chart</i>	Automotive Battery Charger	Typical Multi-stage RV Converter	TempAssure RV Converter
Charges battery	✓	✓	✓
True multistage charging	✓		✓
Safe for lights, appliances, pumps		✓	✓
Listed for RV application		✓	✓
Doubles as a DC power supply		✓	✓
Long term battery maintenance	✓		✓
Designed for continuous use		✓	✓
Adjusts output voltage based on battery temperature resulting in extending battery life and requiring less maintenance			✓
Prevents excessive battery gassing or freezing under extreme changes in temperature			✓
Timed boost function for optimum bulk stage charging			✓
Adjusts to ideal charge voltage based on battery temperature			✓

Deckmount Converters

4400 Series



The 4400 Series can be field upgraded to include the patented TempAssure technology—providing maximum battery charging in any season or environment. Our new innovative design invites more airflow, which allows key components to operate cooler, and in return, last longer.

Upgrade with the 4400TAU (See page 8).

- Filtered mid-ranged DC outputs of 35, 45, and 55 amp
- Standard 15 amp outlet
- Steel enclosure with durable powder coat finish
- TempAssure option available (Patent US 7,245,109)



Model: 4455



Model: 4455TC



MODEL #	ITEM DESCRIPTION	AC INPUT		DC OUTPUT		DIMENSIONS			WEIGHT
		VOLTS	WATTS	VOLTS	Amp	H	W	L	
4435	35 Amp Converter Charger	105-130 60Hz	580	13.85 Max. @ No load 13.2 Min. @ Full load	35	3.625"	8.375"	11"	6.5 lbs
4435TC	35 Amp Converter Charger with Temperature Compensation	105-130 60Hz	580	See TC Chart (Page 9)	35	3.625"	8.375"	11"	6.5 lbs
4445	45 Amp Converter Charger	105-130 60Hz	775	13.85 Min. @ No load 13.2 Min. @ Full load	45	3.625"	8.375"	11"	6.5 lbs
4445TC	45 Amp Converter Charger with Temperature Compensation	105-130 60Hz	775	See TC Chart (Page 9)	45	3.625"	8.375"	11"	6.5 lbs
4455	55 Amp Converter Charger	105-130 60Hz	975	13.85 Max. @ No load 13.2 Min. @ Full load	55	3.625"	8.375"	11"	6.5 lbs
4455TC	55 Amp Converter Charger with Temperature Compensation	105-130 60Hz	975	See TC Chart (Page 9)	55	3.625"	8.375"	11"	6.5 lbs

Deckmount Converters

5400 Series



The 5400 series of high quality deckmount converters feature active power factor correction, which allows the converter to make better use of incoming power. The 65 and 75 amp deckmount converters operate on a standard 15 amp outlet. Our 90A unit is capable of operating on a standard 20 amp outlet. The 5400 series is compatible with an abundance of accessories including the TempAssure module. Our patented TempAssure technology allows your battery to charge in any season or environment with full protection against shorts.

Upgrade non-TC units with the 4400TAU (see page 8).



Model: 5465



Model: 5490TC

- Filtered high amperage DC outputs of 65, 75 & 90 amp
- Steel enclosure with durable powder coat finish
- Active Power Factor Correction
- TempAssure option available (Patent US 7,245,109)



MODEL #	ITEM DESCRIPTION	AC INPUT		DC OUTPUT		DIMENSIONS			WEIGHT
		VOLTS	WATTS	VOLTS	Amp	H	W	L	
5465	65 amp Converter Charger	105-130 60Hz	1090	13.85 Max. @ No Load 13.2 Min. @ Full Load	65	3.625"	8.375"	11"	7.75 lbs
5465TC	65 amp Converter Charger with Temperature Compensation	105-130 60Hz	1090	See TC Chart (Page 9)	65	3.625"	8.375"	11"	7.75 lbs
5475	75 amp Converter Charger	105-130 60Hz	1260	13.85 Min. @ No Load 13.2 Min. @ Full Load	75	3.625"	8.375"	11"	7.75 lbs
5475TC	75 amp Converter Charger with Temperature Compensation	105-130 60Hz	1260	See TC Chart (Page 9)	75	3.625"	8.375"	11"	7.75 lbs
5490TC	90 amp Converter Charger with Temperature Compensation	105-130 60Hz	1600	See TC Chart (Page 9)	90	3.75"	11"	11"	9.25 lbs

Distribution Panels

3050-15 & 500-12

3050-15

Rugged, versatile, and user-friendly; this distribution panel can be wired for either 30 amp or 50 amp AC input service. It includes a 15 position fuse block with open fuse indicators that will keep your RV running efficiently. Model 3050-15 is listed as a Class CTL Panelboard type 1, which helps ensure safety and reliability to the highest industry standards. Steel construction stands up to the rigors of RVing mile after mile, year after year.



- Designed for 30 amp 12V or 50 amp 120/240V shore service
- 30 amp 120VAC system is a Main and 5 (US) or Main and 7 (Canada) branch circuit
- 50 amp 120/240V system is designed for a Main and 12 branch circuit
- Built in wire strain relief
- 15 DC load circuit capability with LED blown fuse indicator
- 14"W x 9.5"H x 4"D, Wt 11.5 lbs



500-12

The Model 500-12 was introduced a few years back as a 50 amp service distribution replacement for the Model 100 (Now Obsolete). Designed to minimize the cutout space required for a 50 amp panel, with improved capacity, the 500-12 includes 15 DC circuits. Standard configuration is with a decorative brown door.



- Designed for 50 amp 120/240V shore power
- Panel rated for Main and 12 AC branch circuit
- 15 position DC fuse board
- Rugged steel construction
- 12.125"W x 12.25"H x 4.75"D, Wt 15 lbs



Distribution Panels

80D Series



The Model 80D distribution panel features an 11 position fuse block with open fuse indicators. Built for 120VAC 30 amp service. For a customized solution, the 80DA includes a 120VAC 30 amp automatic transfer switch.



Model: 80D

- Designed for 30 amp 120VAC shore service
- Panel rated for Main and 5 branch circuits
- 11 position DC fuse board
- “Open” fuse LED indicator at each DC load circuit
- 14.25"W x 7.375"H x 3.125"D, Wt 8 lbs

Fuse Panels

FB Series

All FB models have 3 large non-fused terminals rated for 2-14AWG wires. These terminals are common to one another and are the supply side for the branch circuits. Branch circuits are rated for 20ADC maximum and the branch circuit terminals are rated for 12-16AWG. FB series circuit panels can be used with any deckmount style converter or system without a built-in DC load distribution panel.



Model: FB12

- Three common DC positive inputs for converter and batteries
- Galvanized metal chassis and hinged cover
- Terminal bar for 12V negative connections
- Utilizes standard automotive “blade” type fuses
- 7"L x 5.25"W x 1.75"H, Wt Varies

Available in these models:

- *FB9-Nine DC Load Circuits
- *FB12-Twelve DC Load Circuits
- *FB15-Fifteen DC Load Circuits

Transfer Switches

ATS Series

The ATS line generator switches transfer power between shore service and RV generators. With extreme ease, the improved ATS models transfer power smoothly regardless of line voltage conditions. Benefit from elimination of handling plugs or electrical cords. Parallax offers robust line generator switches specifically designed for 30 amp, 120VAC and 50 amp 120/240V electrical systems.

- Quality engineered for reliability and performance
- Robust Transfer Switch
- UL type 1-16 GA Steel
- Conforms to UL Std. 1008 (CSA C222#178.AEI)



Model: ATS 301



Model: ATS 503
(exterior)



Model: ATS 503
(interior)



MODEL #	ITEM DESCRIPTION	AC RATING	Dimensions			WEIGHT
			H	W	D	
ATS 301	30 amp Line Generator Switch	120VAC	6"	4.125"	4.4375"	3.5 lbs
ATS 503	50 amp Line Generator Switch	120/240V	4"	12"	10"	10 lbs

Energy Management Devices

ALS & BR Series



ALS 20

This automatic load shed device helps electrical systems safely operate more items from a limited number of circuit breakers. ALS 20 is designed to meet the requirements of NEC section 551.42(C) which allows the operation of two 120VAC controlled devices. In a typical RV installation, ALS 20 has a sheddable load, such as an electric water heater, connected to the shed circuit and a priority load circuit that is generally used to power appliances. The device on the shed circuit can be delayed temporarily via the ALS 20 to allow an “on demand” appliance to be operated when needed.



- Automatic Load Shed system
- Allows operation of two 20 amp loads from a single branch circuit
- Meets NEC requirements
- More than 1 ALS 20 can be installed for additional branch circuits
- Dimensions: 6.0" H x 4.125" W x 4.375" D
- Weight: 3.5 lbs



120VAC 20 amp
PROTECTED BRANCH
CIRCUIT



ALS 20



SHED CIRCUIT
120VAC
18 amp MAX

PRIORITY LOAD
120VAC
20 amp MAX

BR 100

The BR100 is a solenoid type high current relay that is typically used to isolate either house or engine batteries from the electrical system that they are connected to. This is done to prevent complete battery discharge in long storage periods or other times when charging batteries may not be possible or desirable. The BR100 can also be used to isolate batteries in banks to aid in charging or keeping reserve power.



- Electrical ratings: 12V DC, 100 amp continuous, 300 amp for surges up to 30 seconds
- Mounting bracket must be connected to 12V negative
- 2-10 amp DC fused “Accessory” circuits. One on battery side, one on 12V system side
- Uses a common positive 12V switching voltage to open or close
- Can use either a “momentary” or “latching” type SPDT switch to open and close the BR 100 relay contacts (switch not included)
- Draws current only when switching

Outdoor Power Outlets

PS/PSC Series

Parallax outdoor RV power outlets are ideal for the RVer who stores a motorhome, camper, travel trailer, or pop-up trailer and wants electricity close by. This series of power outlets are constructed of heavy-duty, powder-coated steel, with raintight doors. With (6) 120VAC models to choose from, it will be hard not to find the one that is perfect for you.

- NEMA 3R raintight enclosure
- Unique cover design allows cord to be used while door is closed
- Factory wired and assembled
- Hub provision is provided for use with Siemens HR-style hubs
- Lugs suitable for use with aluminum or copper wire
- 6 120VAC models



Model: PS-13-HR



Model: PSC-13-HR



Model: PSC-41-GR-HR



Model: PSC-55-GR-HR



Model: PSC-75-GR-HR



Model: PS-54-HR



MODEL #	Amp	VOLTS	NEMA RECP.	CIRCUIT PROTECTION	DIMENSIONS			WEIGHT
					H	W	D	
PS-13-HR	30	120	TT-30R	N/A	6.125"	5.375"	4.75"	4 lbs
PS-54-HR	50	120/240	14-50R	N/A	6.125"	5.375"	4.75"	4 lbs
PSC-13-HR	30	120	TT-30R	30A-1 POLE	9.5"	5.375"	4.75"	5 lbs
PSC-41GR-HR	30	120/240	TT-30R & 5-20R2 GFI	20A-1 & 30A-1 POLE	12.375"	7.125"	4.75"	8 lbs
PSC-55GR-HR	60	120/240	14-50R & 5-20R2 GFI	20A-1 & 50A-2 POLE	12.375"	7.125"	4.75"	8 lbs
PSC-75GR-HR	80	120/240	TT-30R & 5-20R2 GFI & 14-50R	20A-1 & 30A-1 & 50A-2 POLE	14"	10.75"	7"	15 lbs

Power RV Outlet Accessories & Adapters



**Leviton®
Receptacle/Plate
EAG1168BRV**
Four-wire, 50 amp,
120/240V receptacle
with bracket.



**Receptacle
EAG1258SP**
Four-wire, 50 amp,
120/240V receptacle
with bracket.



**Receptacle
EAG1263BRV**
30 amp, 120VAC
receptacle with
plate.



**Cooper
30A Plug
EAG83BRV**
30 amp, 125V
Plug for travel
trailers.



**Cooper
50A Plug
EAGS21SPRV**
50 amp, 125/250V



**20/30 Amp
Outlet Adapter
AD-2030**
20 amp, 120VAC
to 30 amp, 120VAC



**50/30 Amp
Outlet Adapter
AD-5030**
50 amp, 120/240V
to 30 amp, 120VAC



**30/20 Amp
Outlet Adapter
AD-3020**
30 amp, 120VAC
to 20 amp, 120VAC



**50/20 Amp
Outlet Adapter
AD-5020**
50 amp, 120/240V
to 20 amp, 120VAC



Siemens® Breakers

TYPE QP - ONE POLE

- Plug In
- Requires one 1" Space
- HACR SWD Rated
- 120VAC
- 10,000 AIC



MODEL #	Amp
ITEQ115	15
ITEQ120	20
ITEQ130	30
ITEQ140	40
ITEQ150	50

TYPE QP - TWO POLE

- Plug In
- Requires two 1" Space
- HACR SWD Rated
- 120/240VAC
- 10,000 AIC



MODEL #	Amp
ITEQ250	50

TYPE QT - TWIN POLE

- Plug In
- Requires one 1" Space
- HACR SWD Rated
- 120VAC
- 10,000 AIC



MODEL #	Amp
ITEQ1515	15/15
ITEQ1520	15/20
ITEQ2020	20/20
ITEQ3015	30/15
ITEQ3020	30/20

Aqua Lantern® Solar Lighted Buoy



20" Solar Lighted Marker Buoy

Green



AL20Grn

Orange



AL20Org

Red



AL20Red

Yellow



AL20Yel

White



AL20Wht

- Long range visibility
- Rechargeable battery pack
- Stays illuminated all night with adequate charge*



20" Solar Lighted Mooring Buoy

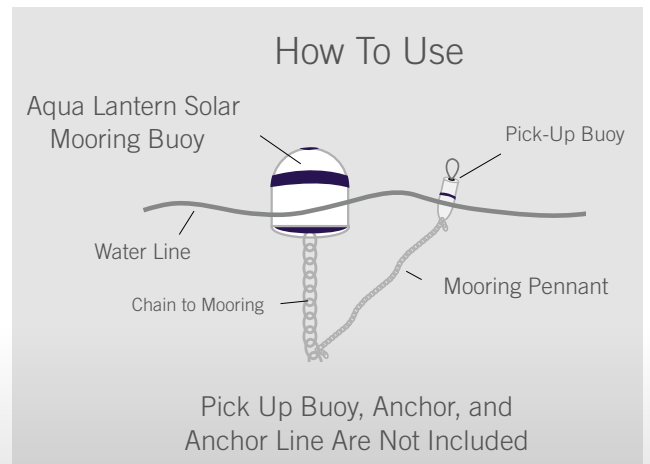
Mooring



AL20Mor



- Find your Mooring buoy easily at night
- Long range visibility
- Rechargeable battery pack
- Stays illuminated all night with adequate charge*



AQUALANTERN®
SOLAR LIGHTED BUOY "LIGHT UP THE LAKE"

* Charge may vary based on season, brightness of sunlight, cloud cover shading etc.

Replacement Guide

Old Model #	Old Description	New Model #	NEW Description & Direct Replacement
7400 Series		4400 Series	
7430	30 amp, Deckmount Converter Charger NO Temperature Compensation capability	4435	35 amp, Deckmount Converter Charger Upgrade capability to TC in the field
7440	40 amp, Deckmount Converter Charger NO Temperature Compensation capability		
7430	30 amp, Deckmount Converter Charger NO Temperature Compensation capability	4435TC	35 amp, Deckmount Converter Charger with Temperature Compensation
7440	40 amp, Deckmount Converter Charger NO Temperature Compensation capability		
500 Series		5300 Series	
555	50 amp AC, 55 amp DC all-in-one converter NO Temperature Compensation capability	5355	50 amp AC 55 amp DC all-in-one converter, Upgrade capability to TC in the field
555	50 amp AC, 55 amp DC all-in-one converter NO Temperature Compensation capability	5355TC	50 amp AC 55 amp DC all-in-one converter, with Temperature Compensation
N/A	N/A	5365	50 amp AC 65 amp DC all-in-one converter, Upgrade capability to TC in the field
N/A	N/A	5365TC	50 amp AC 65 amp DC all-in-one converter, with Temperature Compensation
N/A	N/A	5375	50 amp AC 75 amp DC all-in-one converter, Upgrade capability to TC in the field
N/A	N/A	5375TC	50 amp AC 75 amp DC all-in-one converter, with Temperature Compensation
555R	55 amp DC, Lower Section Replacement for 500	5355R	55 amp DC, Lower Section Replacement for 500 and 5300 series
N/A	N/A	5365R	65 amp DC, Lower Section Replacement for 500 and 5300 series
N/A	N/A	5375R	75 amp DC, Lower Section Replacement for 500 and 5300 series
7300 Series		TCRU Series	
7345RU	45 amp DC, Lower Section Replacement Upgrade for 6300, 7300 series converters NO Temperature Compensation capability	45TCRU	45 amp Converter Charger with Temperature Compensation upgrade for the 6300, 7300, 8300 series
7355RU	55 amp DC, Lower Section Replacement Upgrade for 6300, 7300 series converters NO Temperature Compensation capability	55TCRU	55 amp Converter Charger with Temperature Compensation upgrade for the 555, 5300, 6300, 7300, 8300 series
N/A	N/A	65TCRU	65 amp Converter Charger with Temperature Compensation upgrade for the 5300, 6300, 7300, 8300 series
N/A	N/A	75TCRU	75 amp Converter Charger with Temperature Compensation upgrade for the 5300, 6300, 7300, 8300 series

Replacement Guide

(Continued)



Old Model #	Old Description	New Model #	NEW Description & Direct Replacement
7300 Series		8300 Series	
7345	45 amp DC all-in-one converter charger, Main and 5, NO Temperature Compensation capability	8345	45 amp DC all-in-one converter charger, Main and 6 AC, Upgrade capability to TC in the field
7345	45 amp DC all-in-one converter charger, Main and 5, NO Temperature Compensation capability	8345TC	45 amp DC all-in-one converter charger, Main and 6 AC, with Temperature Compensation
7355	55 amp DC all-in-one converter charger, Main and 5, NO Temperature Compensation capability	8355	55 amp DC all-in-one converter charger, Main and 6 AC, Upgrade capability to TC in the field
7355	55 amp DC all-in-one converter charger, Main and 5, NO Temperature Compensation capability	8355TC	55 amp DC all-in-one converter charger, Main and 6 AC, with Temperature Compensation
N/A	N/A	8365	65 amp DC all-in-one converter charger, Main and 6 AC, Upgrade capability to TC in the field
N/A	N/A	8365TC	65 amp DC all-in-one converter charger, Main and 6 AC, with Temperature Compensation
N/A	N/A	8375	75 amp DC all-in-one converter charger, Main and 6 AC, Upgrade capability to TC in the field
N/A	N/A	8375TC	75 amp DC all-in-one converter charger, Main and 6 AC, with Temperature Compensation
7345R	45 amp DC, Lower Section Replacement for 6300, 7300, 8300 series	8345R	45 amp DC Lower Section Replacement for 7300 and 8300 series
7355R	55 amp DC, Lower Section Replacement for 6300, 7300, 8300 series	8355R	55 amp DC Lower Section Replacement for 7300 and 8300 series
N/A	N/A	8365R	65 amp DC Lower Section Replacement for 7300 and 8300 series
N/A	N/A	8375R	75 amp DC Lower Section Replacement for 7300 and 8300 series
ATS Series		ATS Series	
ATS 30/ATS	30 amp transfer switch 120 VAC	301	30 amp transfer switch 120 VAC
501/5070	50 amp transfer switch 120/240 VAC	503	50 amp transfer switch 120/240 VAC

Cross Reference Replacement Chart

Power Centers			
Parallax	WFCO	Progressive Dynamics	IOTA
6730D	8735	PD4045	-
7155	8955	-	ILC - 3055
8345	8945	PD4045	ILC - 3045
8355	8955	-	ILC - 3055
5355	-	PD4560	-
Deckmounts			
Parallax	WFCO	Progressive Dynamics	IOTA
4435/4435TC	9835	PD9130	DLS - 30
4445/4445TC	9845	PD9140	DLS - 45
4455/4455TC	9855	PD9160/PD9260	DLS - 55
5465/5465TC	9865	PD9160/PD9260	-
5475/5475TC	9875	PD9170/PD9270	DLS - 75
5490TC	68100	PD9180/PD9280	DLS - 90
AC/DC Distribution Panels			
Parallax	WFCO	Progressive Dynamics	IOTA
80D	-	PD5000	IDP - 30
500-12	-	PD5500	IDP - 240
3050-15	8930-50	PD5000/PD5500	-
Transfer Switches			
Parallax	WFCO	Progressive Dynamics	IOTA
ATS301	T - 30	PD5100 SERIES	ITS - 30R
ATS503	T - 57	PD5200 SERIES	ITS - 50R
Lower Section Replacement			
Parallax	WFCO	Progressive Dynamics	IOTA
081-7155-000	8945MBA/8955MBA/8965MBA	-	-

Technical Customer Support

Technical support is available for questions on products, application, and warranty for RV manufacturers, dealers, and RV technicians via email, phone or fax. Our technicians are the industry experts you may turn to with your RV electrical questions. As a member of the RVIA (Recreational Vehicle

Industry Association), we participate in national education and service training seminars throughout the United States to continually improve our technical skills and provide a premium level of support.

Warranty Programs

Limited Warranty

- All Parallax Power Supply products are covered by our 2 year limited warranty.
- Our warranty covers defects in materials & workmanship.

OEM Line Audit

- Our line audits support your technicians with training on proper installation of Parallax Power Supply products.
- By registering for our line audit, we help to ensure the quality and support of our products to your RV customers.

