

MODEL	YEAR	KIT #	S	FRAME MOUNT			
-------	------	-------	---	-------------	--	--	--

**CHEVROLET/GMC****Chevrolet/GMC SUVs**

JIMMY/BLAZER (4WD)	1969-1991	HP10033 *	SS	Outside	Yes	2½ Hrs	HP10001
JIMMY/BLAZER (2WD)	1973-1991	HP10033 *	SS	Outside	Yes	2½ Hrs	HP10001

**Chevrolet/GMC Pickup Trucks**

CHEVROLET COLORADO/GMC CANYON (2WD/4WD) ◆	2004-2012	HP10224 ◆	SS	Inside	No	2 Hrs	HP10001
CHEVROLET COLORADO/GMC CANYON (2WD/4WD) ◆	2009-2012	HP10226 ◆	SS	Inside	No	2 Hrs	HP10173

**Chevrolet Silverado/GMC Sierra 1500**

C-10 (2WD)	1973-1987	HP10019 †	DC	Outside	Yes	3 Hrs	HP10000D
C-10 (2WD)	1973-1987	HP10033 *	SS	Outside	Yes	2½ Hrs	HP10001
K-10 (4WD)	1973-1987	HP10019 †	DC	Outside	Yes	3 Hrs	HP10000D
K-10 (4WD)	1973-1987	HP10033 *	SS	Outside	Yes	2½ Hrs	HP10001
SIERRA/SILVERADO K/C 1500 Δ (2WD/4WD)	1988-1998	HP10088 ***/Δ HP10120 ***/Δ	DC	Inside	Yes	3 Hrs	HP10000D HP10001
SIERRA/SILVERADO 1500HD (2WD/4WD) HEAVY LOADS	2001-2006	HP10072 ****	DC	Inside	No	2½ Hrs	HP10000D
SIERRA/SILVERADO 1500 (2WD/4WD)	1999-2007	HP10033 *	SS	Outside	Yes	2½ Hrs	HP10001
SILVERADO 1500HD (2WD/4WD)	2001-2005	HP10033 *	SS	Outside	Yes	2½ Hrs	HP10001
SIERRA 1500HD (2WD/4WD)	2001-2008	HP10033 *	SS	Outside	Yes	2½ Hrs	HP10001
SIERRA/SILVERADO 1500 (2WD/4WD) FOR SHORT (69.3") AND MEDIUM (78.7") TRUCK BED LENGTHS	2007-2018	HP10216	DC	Inside	Yes	3 Hrs	HP10000D
SIERRA/SILVERADO 1500 (2WD/4WD) FOR SHORT (69.3") AND MEDIUM (78.7") TRUCK BED LENGTHS	2007-2018	HP10144	SS	Outside	No	2 Hrs	HP10001
SIERRA/SILVERADO 1500 (2WD/4WD) FOR LONG (97.8") TRUCK BED LENGTHS	2007-2018	HP10178	SS	Outside	No	2 Hrs	HP10001

**Chevrolet Silverado/GMC Sierra 2500**

C-20 (2WD)	1973-1987	HP10019 †	DC	Outside	Yes	3 Hrs	HP10000D
C-20 (2WD)	1973-1987	HP10033 *	SS	Outside	Yes	2½ Hrs	HP10001
K-20 (4WD)	1973-1987	HP10019 †	DC	Outside	Yes	3 Hrs	HP10000D
SIERRA/SILVERADO K/C 2500 Δ (2WD/4WD)	1988-1998	HP10088 ***/Δ HP10120 ***/Δ	DC	Inside	Yes	3 Hrs	HP10000D HP10001
SIERRA/SILVERADO 2500 Δ (2WD/4WD) (DRUM BRAKES ONLY)	1999-2000	HP10088 ***/Δ HP10120 ***/Δ	DC	Inside	Yes	3 Hrs	HP10000D HP10001

	REPLACEMENT AIR SPRING		AIR SPRING STYLE	DC	DOUBLE CONVOLUTED	SS	SLEEVE STYLE
	VEHICLE MODIFICATION REQUIRED		SUGGESTED INSTALLATION TIME	SC	SINGLE CONVOLUTED	IC	IN-COIL

\* THE HP10033 KIT REQUIRES 6" BETWEEN THE TIRE AND FRAME

\*\* WILL ONLY FIT WITH STOCK WHEELS AND TIRES

\*\*\* FOR 'C' CHANNEL FRAMES

\*\*\*\* FOR HYDRO FORMED FRAMES

◆ SEE MANUAL (LINKED TO KIT#) OR CONTACT PACBRAKE FOR SPECIFIC SUB-MODEL APPLICATIONS

Δ IF THE FRAME TO AXLE PAD DISTANCE IS 7.25" OR LESS, USE KIT HP10120

† HP10019 KITS FIT WITH A REESE 5th WHEEL RAIL KIT (MODELS 30033, 30035 &amp; 30729)

†† HP10070 KITS FIT WITH A DRAW TITE 15000 5th WHEEL HITCH

††† FOR ALL TRUCKS, INCLUDING THOSE WITH 5th WHEEL HITCHES. NOT FOR CHASSIS CAB TRUCKS

‡ THE HP10002 KITS FIT WITH THE 3349 &amp; 3319 SUPERGLIDE 5th WHEEL RAIL KITS ON 4WD VEHICLES

‡‡ THE HP10089 KITS WILL NOT FIT WITH THE 3349 &amp; 3319 SUPERGLIDE 5th WHEEL RAIL KITS ON 2WD VEHICLES

◆ DRILLING MAY BE REQUIRED ON TRUCKS WITH AN AFTERMARKET 5th WHEEL HITCH



MODEL	YEAR	KIT #		FRAME MOUNT			
-------	------	-------	--	-------------	---	---	---

## CHEVROLET/GMC

**Chevrolet Silverado/GMC Sierra 2500 continued**

<b>SIERRA/SILVERADO 2500HD</b> (2WD / 4WD) <i>Not for commercial cab and chassis</i>	2001-2010	<b>HP10005</b>	<b>DC</b>	Inside	No	2 Hrs	HP10000D
<b>SIERRA/SILVERADO 2500HD</b> (2WD / 4WD) <i>Not for commercial cab and chassis</i>	2011-2019	<b>HP10171</b> †††	<b>DC</b>	Inside	No ♦	2½ Hrs	HP10000D

**Chevrolet Silverado/GMC Sierra 3500**

<b>C-30</b> (2WD)	1973-1987	<b>HP10019</b> †	<b>DC</b>	Outside	Yes	3 Hrs	HP10000D
<b>C-30</b> (2WD)	1973-1987	<b>HP10033</b> *	<b>SS</b>	Outside	Yes	2½ Hrs	HP10001
<b>K-30</b> (4WD)	1973-1987	<b>HP10019</b> †	<b>DC</b>	Outside	Yes	3 Hrs	HP10000D
<b>SIERRA/SILVERADO K/C 3500 Δ</b> (2WD / 4WD)	1988-2000	<b>HP10088</b> *** / Δ <b>HP10120</b> *** / Δ	<b>DC</b>	Inside	Yes	3 Hrs	HP10000D HP10001
<b>SIERRA/SILVERADO 3500</b> (2WD / 4WD) <i>Not for commercial cab and chassis</i>	2001-2010	<b>HP10005</b>	<b>DC</b>	Inside	No	2 Hrs	HP10000D
<b>SIERRA/SILVERADO 3500HD</b> (2WD / 4WD) <i>Not for commercial cab and chassis</i>	2011-2019	<b>HP10171</b> †††	<b>DC</b>	Inside	No ♦	2½ Hrs	HP10000D

**Chevrolet/GMC Motorhomes (Class C Vans)**

<b>CLASS C MOTORHOME G3500</b> (2WD) <i>Dual rear wheels</i>	2013-2015	<b>HP10227</b>	<b>SC</b>	Inside	No	2 Hrs	HP10083
<b>CLASS C MOTORHOME G4500</b> (2WD) <i>Dual rear wheels</i>	2013-2015	<b>HP10227</b>	<b>SC</b>	Inside	No	2 Hrs	HP10083





## DODGE/RAM

**Dodge SUVs**

<b>RAM CHARGER</b> (2WD / 4WD)	1974-1993	<b>HP10033</b> *	<b>SS</b>	Outside	Yes	2½ Hrs	HP10001
--------------------------------	-----------	------------------	-----------	---------	-----	--------	---------

**Dodge Pickup Trucks**

<b>DAKOTA</b> (4WD)	1987-2004	<b>HP10033</b> *	<b>SS</b>	Outside	Yes	2½ Hrs	HP10001
<b>DAKOTA</b> (2WD / 4WD) ♦	2005-2011	<b>HP10220</b> ♦	<b>SS</b>	Outside	Yes	2½ Hrs	HP10001
<b>DAKOTA RT</b> (2WD)	2000-2001	<b>HP10033</b> *	<b>SS</b>	Outside	Yes	2½ Hrs	HP10001
<b>W-100</b> (2WD / 4WD)	1969-1993	<b>HP10033</b> *	<b>SS</b>	Outside	Yes	2½ Hrs	HP10001
<b>W-100</b> (2WD / 4WD) <b>HEAVY LOADS</b>	1969-1993	<b>HP10019</b> †	<b>DC</b>	Outside	Yes	3 Hrs	HP10000D
<b>D-150, W-150</b> (2WD / 4WD)	1969-1993	<b>HP10033</b> *	<b>SS</b>	Outside	Yes	2½ Hrs	HP10001
<b>D-150, W-150</b> (2WD / 4WD) <b>HEAVY LOADS</b>	1969-1993	<b>HP10019</b> †	<b>DC</b>	Outside	Yes	3 Hrs	HP10000D
<b>D-250, W-250</b> (2WD / 4WD)	1969-1993	<b>HP10019</b> †	<b>DC</b>	Outside	Yes	3 Hrs	HP10000D
<b>D-350, W-350</b> (2WD / 4WD)	1969-1993	<b>HP10019</b> †	<b>DC</b>	Outside	Yes	3 Hrs	HP10000D

	REPLACEMENT AIR SPRING		AIR SPRING STYLE	<b>DC</b>	DOUBLE CONVOLUTED	<b>SS</b>	SLEEVE STYLE
	VEHICLE MODIFICATION REQUIRED		SUGGESTED INSTALLATION TIME	<b>SC</b>	SINGLE CONVOLUTED	<b>IC</b>	IN-COIL

* THE HP10033 KIT REQUIRES 6" BETWEEN THE TIRE AND FRAME	† HP10019 KITS FIT WITH A REESE 5th WHEEL RAIL KIT (MODELS 30033, 30035 & 30729)
** WILL ONLY FIT WITH STOCK WHEELS AND TIRES	†† HP10070 KITS FIT WITH A DRAW TITE 15000 5th WHEEL HITCH
*** FOR 'C' CHANNEL FRAMES	††† FOR ALL TRUCKS, INCLUDING THOSE WITH 5th WHEEL HITCHES. NOT FOR CHASSIS CAB TRUCKS
**** FOR HYDRO FORMED FRAMES	‡ THE HP10002 KITS FIT WITH THE 3349 & 3319 SUPERGLIDE 5th WHEEL RAIL KITS ON 4WD VEHICLES
♦ SEE MANUAL (LINKED TO KIT#) OR CONTACT PACBRAKE FOR SPECIFIC SUB-MODEL APPLICATIONS	‡‡ THE HP10089 KITS WILL NOT FIT WITH THE 3349 & 3319 SUPERGLIDE 5th WHEEL RAIL KITS ON 2WD VEHICLES
Δ IF THE FRAME TO AXLE PAD DISTANCE IS 7.25" OR LESS, USE KIT HP10120	♦ DRILLING MAY BE REQUIRED ON TRUCKS WITH AN AFTERMARKET 5th WHEEL HITCH



MODEL	YEAR	KIT #		FRAME MOUNT			
-------	------	-------	--	-------------	---	---	---

## DODGE/RAM

### Ram 1500

RAM 1500 (2WD / 4WD)	1994-2001	<a href="#">HP10033</a> *	<b>SS</b>	Outside	Yes	2½ Hrs	HP10001
RAM 1500 (2WD) HEAVY LOADS	1994-2001	<a href="#">HP10019</a> †	<b>DC</b>	Outside	Yes	3 Hrs	HP10000D
RAM 1500 (2WD / 4WD) HEAVY LOADS	2002-2008	<a href="#">HP10071</a>	<b>DC</b>	Inside	No	2½ Hrs	HP10000D
RAM MEGA CAB 1500 (4WD)	2006-2008	<a href="#">HP10002</a> ‡	<b>DC</b>	Inside	No	2 Hrs	HP10000D
RAM MEGA CAB 1500 (2WD)	2006-2008	<a href="#">HP10089</a> ††	<b>SC</b>	Inside	No	2 Hrs	HP10083
RAM 1500 (4WD) FOR 2WD	2009-2018	<a href="#">HP10207</a>	<b>DC</b>	N/A	Yes	2½ Hrs	HP10000D
RAM 1500 (2WD / 4WD) INNER COIL AIR SPRING	2009-2018	<a href="#">HP10188</a>	<b>IC</b>	N/A	No	2 Hrs	HP10189

### Ram 2500





RAM 2500 (2WD / 4WD)	1994-2002	<a href="#">HP10019</a> †	<b>DC</b>	Outside	Yes	3 Hrs	HP10000D
RAM 2500 (4WD)	2003-2013	<a href="#">HP10002</a> ‡	<b>DC</b>	Inside	No	2 Hrs	HP10000D
RAM 2500 (2WD)	2003-2013	<a href="#">HP10089</a> ††	<b>SC</b>	Inside	No	2 Hrs	HP10083
RAM MEGA CAB 2500 (4WD)	2006-2008	<a href="#">HP10002</a> ‡	<b>DC</b>	Inside	No	2 Hrs	HP10000D
RAM MEGA CAB 2500 (2WD)	2006-2008	<a href="#">HP10089</a> ††	<b>SC</b>	Inside	No	2 Hrs	HP10083
RAM 2500 (2WD / 4WD)	2014-2019	<a href="#">HP10206</a>	<b>DC</b>	N/A	No	2 Hrs	HP10000D

### Ram 3500

RAM 3500 (2WD / 4WD)	1994-2002	<a href="#">HP10019</a> †	<b>DC</b>	Outside	Yes	3 Hrs	HP10000D
RAM 3500 (4WD)	2003-2019	<a href="#">HP10002</a> ‡	<b>DC</b>	Inside	No	2 Hrs	HP10000D
RAM 3500 (2WD)	2003-2019	<a href="#">HP10089</a> ††	<b>SC</b>	Inside	No	2 Hrs	HP10083
RAM MEGA CAB 3500 (4WD)	2006-2019	<a href="#">HP10002</a> ‡	<b>DC</b>	Inside	No	2 Hrs	HP10000D
RAM MEGA CAB 3500 (2WD)	2006-2019	<a href="#">HP10089</a> ††	<b>SC</b>	Inside	No	2 Hrs	HP10083
RAM 3500 (2WD / 4WD) CHASSIS CAB <small>The HP10136 must be purchased for vehicles that have a round axle tube with the breather located approximately 7" from the spring pack.</small>	2007-2019	<a href="#">HP10002</a> ‡ & <a href="#">HP10136</a>	<b>DC</b>	Inside	No	2 Hrs	HP10000D

### Dodge Vans/Commercial Vehicles

RAM 4500 (2WD / 4WD) CHASSIS CAB	2007-2009	<a href="#">HP10121</a>	<b>DC</b>	Inside	No	3 Hrs	HP10068
RAM 4500 (2WD / 4WD) CHASSIS CAB	2010-2019	<a href="#">HP10321</a>	<b>DC</b>	Inside	No	2 Hrs	HP10068
RAM 5500 (2WD / 4WD) CHASSIS CAB	2007-2009	<a href="#">HP10121</a>	<b>DC</b>	Inside	No	3 Hrs	HP10068
RAM 5500 (2WD / 4WD) CHASSIS CAB	2010-2019	<a href="#">HP10321</a>	<b>DC</b>	Inside	No	2 Hrs	HP10068
SPRINTER 2500 (2WD)	2007-2009	<a href="#">HP10147</a>	<b>DC</b>	Inside	Yes	2½ Hrs	HP10000D

	REPLACEMENT AIR SPRING		AIR SPRING STYLE	<b>DC</b>	DOUBLE CONVOLUTED	<b>SS</b>	SLEEVE STYLE
	VEHICLE MODIFICATION REQUIRED		SUGGESTED INSTALLATION TIME	<b>SC</b>	SINGLE CONVOLUTED	<b>IC</b>	IN-COIL

<p>* THE HP10033 KIT REQUIRES 6" BETWEEN THE TIRE AND FRAME</p> <p>** WILL ONLY FIT WITH STOCK WHEELS AND TIRES</p> <p>*** FOR 'C' CHANNEL FRAMES</p> <p>**** FOR HYDRO FORMED FRAMES</p> <p>◆ SEE MANUAL (LINKED TO KIT#) OR CONTACT PACBRAKE FOR SPECIFIC SUB-MODEL APPLICATIONS</p> <p>▲ IF THE FRAME TO AXLE PAD DISTANCE IS 7.25" OR LESS, USE KIT HP10120</p>	<p>† HP10019 KITS FIT WITH A REESE 5th WHEEL RAIL KIT (MODELS 30033, 30035 &amp; 30729)</p> <p>†† HP10070 KITS FIT WITH A DRAW TITE 15000 5th WHEEL HITCH</p> <p>††† FOR ALL TRUCKS, INCLUDING THOSE WITH 5th WHEEL HITCHES. NOT FOR CHASSIS CAB TRUCKS</p> <p>‡ THE HP10002 KITS FIT WITH THE 3349 &amp; 3319 SUPERGLIDE 5th WHEEL RAIL KITS ON 4WD VEHICLES</p> <p>‡‡ THE HP10089 KITS WILL NOT FIT WITH THE 3349 &amp; 3319 SUPERGLIDE 5th WHEEL RAIL KITS ON 2WD VEHICLES</p> <p>◆ DRILLING MAY BE REQUIRED ON TRUCKS WITH AN AFTERMARKET 5th WHEEL HITCH</p>
---	---



MODEL	YEAR	KIT #		FRAME MOUNT			
-------	------	-------	--	-------------	---	---	---

## FORD

### Ford SUVs

<b>BRONCO (4WD)</b>	1980-1996	<a href="#">HP10033</a> *	<b>SS</b>	Outside	Yes	2½ Hrs	HP10001
<b>BRONCO II (4WD)</b>	1983-1990	<a href="#">HP10033</a> *	<b>SS</b>	Outside	Yes	2½ Hrs	HP10001

### Ford Pickup Trucks





<b>RANGER ** (2WD/4WD)</b>	1998-2010	<a href="#">HP10019</a> †	<b>DC</b>	Outside	Yes	3 Hrs	HP10000D
<b>F-100 (4WD) HEAVY LOADS</b>	1966-1996	<a href="#">HP10019</a> †	<b>DC</b>	Outside	Yes	3 Hrs	HP10000D
<b>F-100 (4WD) LIGHT LOADS</b>	1966-1996	<a href="#">HP10033</a> *	<b>SS</b>	Outside	Yes	2½ Hrs	HP10001
<b>F-100 (2WD) HEAVY LOADS</b>	1968-1996	<a href="#">HP10019</a> †	<b>DC</b>	Outside	Yes	3 Hrs	HP10000D
<b>F-100 (2WD) LIGHT LOADS</b>	1968-1996	<a href="#">HP10033</a> *	<b>SS</b>	Outside	Yes	2½ Hrs	HP10001

### Ford F-150

<b>F-150 (4WD) HEAVY LOADS</b>	1966-1996	<a href="#">HP10019</a> †	<b>DC</b>	Outside	Yes	3 Hrs	HP10000D
<b>F-150 (2WD) HEAVY LOADS</b>	1968-1996	<a href="#">HP10019</a> †	<b>DC</b>	Outside	Yes	3 Hrs	HP10000D
<b>F-150 (2WD) LIGHT LOADS</b>	1968-1996	<a href="#">HP10033</a> *	<b>SS</b>	Outside	Yes	2½ Hrs	HP10001
<b>F-150 (2WD/4WD) INCLUDING HERITAGE</b>	1997-2003	<a href="#">HP10033</a> *	<b>SS</b>	Outside	Yes	2½ Hrs	HP10001
<b>F-150 (2WD/4WD) HEAVY LOADS</b> <small>Will not fit fx2</small>	2004-2008	<a href="#">HP10004</a>	<b>DC</b>	Outside	No	2 Hrs	HP10000D
<b>F-150 (2WD/4WD) EXCLUDES HERITAGE</b>	2004-2009	<a href="#">HP10153</a>	<b>SS</b>	Outside	No	2½ Hrs	HP10173
<b>F-150 (2WD/4WD) EXCLUDES HERITAGE &amp; F-150 RAPTOR</b> <small>Will not fit newer style, aluminum body trucks</small>	2010-2014	<a href="#">HP10155</a>	<b>SS</b>	Outside	No	2½ Hrs	HP10001
<b>F-150 (4WD)</b>	2004-2014	<a href="#">HP10212</a>	<b>DC</b>	Inside	No	2½ Hrs	HP10000D
<b>F-150 (4WD)</b>	2015-2019	<a href="#">HP10215</a>	<b>SC</b>	Inside	No	2½ Hrs	HP10083
<b>TRANSIT 150 (2WD)</b>	2015-2019	<a href="#">HP10307</a>	<b>DC</b>	Inside	No	2½ Hrs	HP10000D

### Ford F-250

<b>F-250 (2WD) UNDER 7500 GVWR</b>	1969-1979	<a href="#">HP10019</a> †	<b>DC</b>	Outside	Yes	3 Hrs	HP10000D
<b>F-250 (2WD)</b>	1980-1996	<a href="#">HP10019</a> †	<b>DC</b>	Outside	Yes	3 Hrs	HP10000D
<b>F-250 (4WD) '97 HEAVY DUTY OVER 8600 GVWR</b>	1980-1997	<a href="#">HP10019</a> †	<b>DC</b>	Outside	Yes	3 Hrs	HP10000D
<b>F-250 LIGHT DUTY (2WD/4WD) UNDER 7500 GVWR</b>	1997-1998	<a href="#">HP10019</a> †	<b>DC</b>	Outside	Yes	3 Hrs	HP10000D
<b>F-250 SUPER DUTY (2WD/4WD)</b>	1999-2010	<a href="#">HP10070</a> ††	<b>DC</b>	Outside	Yes	3 Hrs	HP10000D
<b>F-250 SUPER DUTY (2WD)</b>	2005-2010	<a href="#">HP10182</a> †††	<b>DC</b>	Inside	No ♦	4 Hrs	HP10000D
<b>F-250 SUPER DUTY (4WD)</b>	2005-2010	<a href="#">HP10181</a> †††	<b>DC</b>	Inside	No ♦	4 Hrs	HP10000D

	REPLACEMENT AIR SPRING		AIR SPRING STYLE	<b>DC</b>	DOUBLE CONVOLUTED	<b>SS</b>	SLEEVE STYLE
	VEHICLE MODIFICATION REQUIRED		SUGGESTED INSTALLATION TIME	<b>SC</b>	SINGLE CONVOLUTED	<b>IC</b>	IN-COIL

* THE HP10033 KIT REQUIRES 6" BETWEEN THE TIRE AND FRAME	† HP10019 KITS FIT WITH A REESE 5th WHEEL RAIL KIT (MODELS 30033, 30035 & 30729)
** WILL ONLY FIT WITH STOCK WHEELS AND TIRES	†† HP10070 KITS FIT WITH A DRAW TITE 15000 5th WHEEL HITCH
*** FOR 'C' CHANNEL FRAMES	††† FOR ALL TRUCKS, INCLUDING THOSE WITH 5th WHEEL HITCHES. NOT FOR CHASSIS CAB TRUCKS
**** FOR HYDRO FORMED FRAMES	‡ THE HP10002 KITS FIT WITH THE 3349 & 3319 SUPERGLIDE 5th WHEEL RAIL KITS ON 4WD VEHICLES
◆ SEE MANUAL (LINKED TO KIT#) OR CONTACT PACBRAKE FOR SPECIFIC SUB-MODEL APPLICATIONS	‡‡ THE HP10089 KITS WILL NOT FIT WITH THE 3349 & 3319 SUPERGLIDE 5th WHEEL RAIL KITS ON 2WD VEHICLES
△ IF THE FRAME TO AXLE PAD DISTANCE IS 7.25" OR LESS, USE KIT HP10120	◆ DRILLING MAY BE REQUIRED ON TRUCKS WITH AN AFTERMARKET 5th WHEEL HITCH



MODEL	YEAR	KIT #		FRAME MOUNT			
-------	------	-------	--	-------------	---	---	---

## FORD

### Ford F-250 Continued

<b>F-250 SUPER DUTY (2WD/4WD)</b> <i>Will not fit vehicles with factory installed 5th wheel hitch</i>	2010-2016	<a href="#">HP10070</a> ††	<b>DC</b>	Outside	Yes	3 Hrs	HP10000D
<b>F-250 SUPER DUTY (2WD)</b>	2011-2016	<a href="#">HP10194</a> †††	<b>DC</b>	Inside	No ♦	4 Hrs	HP10000D
<b>F-250 SUPER DUTY (4WD)</b>	2011-2016	<a href="#">HP10247</a> †††	<b>DC</b>	Inside	No ♦	2 Hrs	HP10068
<b>F-250 SUPER DUTY (4WD)</b>	2017-2019	<a href="#">HP10304</a> †††	<b>DC</b>	Inside	Yes	2½ Hrs	HP10000D
<b>TRANSIT 250 (2WD)</b>	2015-2019	<a href="#">HP10307</a>	<b>DC</b>	Inside	No	2½ Hrs	HP10000D

### Ford F-350





<b>F-350 (2WD)</b>	1970-1997	<a href="#">HP10019</a> †	<b>DC</b>	Outside	Yes	3 Hrs	HP10000D
<b>F-350 (4WD) EXCEPT SUPER HD CHASSIS</b>	1980-1997	<a href="#">HP10019</a> †	<b>DC</b>	Outside	Yes	3 Hrs	HP10000D
<b>F-350 SUPER DUTY (2WD) 11,200 GVWR &amp; UNDER</b>	1999-2004	<a href="#">HP10019</a> †	<b>DC</b>	Outside	Yes	3 Hrs	HP10000D
<b>F-350 SUPER DUTY (2WD/4WD)</b>	1999-2010	<a href="#">HP10070</a> ††	<b>DC</b>	Outside	Yes	3 Hrs	HP10000D
<b>F-350 SUPER DUTY (2WD)</b>	2005-2010	<a href="#">HP10182</a> †††	<b>DC</b>	Inside	No ♦	4 Hrs	HP10000D
<b>F-350 SUPER DUTY (4WD)</b>	2005-2010	<a href="#">HP10181</a> †††	<b>DC</b>	Inside	No ♦	4 Hrs	HP10000D
<b>F-350 SUPER DUTY (2WD/4WD)</b> <i>Will not fit vehicles with factory installed 5th wheel hitch</i>	2010-2016	<a href="#">HP10070</a> ††	<b>DC</b>	Outside	Yes	3 Hrs	HP10000D
<b>F-350 SUPER DUTY (2WD)</b>	2011-2016	<a href="#">HP10194</a> †††	<b>DC</b>	Inside	No ♦	4 Hrs	HP10000D
<b>F-350 SUPER DUTY (4WD)</b>	2011-2016	<a href="#">HP10247</a> †††	<b>DC</b>	Inside	No ♦	2 Hrs	HP10068
<b>F-350 SUPER DUTY (4WD)</b>	2017-2019	<a href="#">HP10304</a> †††	<b>DC</b>	Inside	Yes	2½ Hrs	HP10000D
<b>TRANSIT 350 (2WD)</b> <i>Will not fit 350HD or DRW vehicles</i>	2015-2019	<a href="#">HP10307</a>	<b>DC</b>	Inside	No	2½ Hrs	HP10000D

### Ford F-450

<b>F-450 SUPER DUTY (2WD)</b>	2011-2014	<a href="#">HP10194</a> †††	<b>DC</b>	Inside	No ♦	4 Hrs	HP10000D
<b>F-450 SUPER DUTY (4WD)</b>	2011-2014	<a href="#">HP10193</a> †††	<b>DC</b>	Inside	No ♦	4 Hrs	HP10000D
<b>F-450 SUPER DUTY (2WD/4WD)</b>	2008-2010	<a href="#">HP10187</a> †††	<b>DC</b>	Inside	No	4 Hrs	HP10000D
<b>F-450 SUPER DUTY (2WD/4WD)</b>	2015-2016	<a href="#">HP10195</a> †††	<b>DC</b>	Inside	No	3 Hrs	HP10000D
<b>F-450 SUPER DUTY (4WD)</b>	2017-2019	<a href="#">HP10304</a> †††	<b>DC</b>	Inside	Yes	2½ Hrs	HP10000D
<b>F-450 SUPER DUTY (2WD/4WD)</b> COMMERCIAL CAB & CHASSIS	2012-2019	<a href="#">HP10324</a>	<b>DC</b>	Outside	Yes	3 Hrs	HP10068

### Ford F-550

<b>F-550 SUPER DUTY (2WD/4WD)</b> COMMERCIAL CAB & CHASSIS	2012-2019	<a href="#">HP10324</a>	<b>DC</b>	Outside	Yes	3 Hrs	HP10068
---	-----------	-------------------------	-----------	---------	-----	-------	---------

 REPLACEMENT AIR SPRING	 AIR SPRING STYLE	<b>DC</b> DOUBLE CONVOLUTED	<b>SS</b> SLEEVE STYLE
 VEHICLE MODIFICATION REQUIRED	 SUGGESTED INSTALLATION TIME	<b>SC</b> SINGLE CONVOLUTED	<b>IC</b> IN-COIL

- \* THE HP10033 KIT REQUIRES 6" BETWEEN THE TIRE AND FRAME
- \*\* WILL ONLY FIT WITH STOCK WHEELS AND TIRES
- \*\*\* FOR 'C' CHANNEL FRAMES
- \*\*\*\* FOR HYDRO FORMED FRAMES
- ♦ SEE MANUAL (LINKED TO KIT#) OR CONTACT PACBRAKE FOR SPECIFIC SUB-MODEL APPLICATIONS
- Δ IF THE FRAME TO AXLE PAD DISTANCE IS 7.25" OR LESS, USE KIT HP10120

- † HP10019 KITS FIT WITH A REESE 5th WHEEL RAIL KIT (MODELS 30033, 30035 & 30729)
- †† HP10070 KITS FIT WITH A DRAW TITE 15000 5th WHEEL HITCH
- ††† FOR ALL TRUCKS, INCLUDING THOSE WITH 5th WHEEL HITCHES. NOT FOR CHASSIS CAB TRUCKS
- ‡ THE HP10002 KITS FIT WITH THE 3349 & 3319 SUPERGLIDE 5th WHEEL RAIL KITS ON 4WD VEHICLES
- ‡‡ THE HP10089 KITS WILL NOT FIT WITH THE 3349 & 3319 SUPERGLIDE 5th WHEEL RAIL KITS ON 2WD VEHICLES
- ♦ DRILLING MAY BE REQUIRED ON TRUCKS WITH AN AFTERMARKET 5th WHEEL HITCH



MODEL	YEAR	KIT #	S	FRAME MOUNT			
<b>FREIGHTLINER</b>							
SPRINTER, 2500 (2WD)	2007-2014	<a href="#">HP10147</a>	DC	Inside	Yes	3 Hrs	HP10000D
<b>MAZDA</b>							
MAZDA PICK-UPS (2WD / 4WD) <small>Will only fit with stock wheels and tires</small>	1998-2010	<a href="#">HP10019</a> †	DC	Outside	Yes	3 Hrs	HP10000D
<b>MERCEDES</b>							
SPRINTER, 2500 (2WD)	2010-2014	<a href="#">HP10147</a>	DC	Inside	Yes	3 Hrs	HP10000D
<b>NISSAN</b>							
TITAN (2WD / 4WD)	2004-2015	<a href="#">HP10222</a>	DC	Inside	Yes	2 Hrs	HP10000D
<b>STERLING</b>							
BULLET 4500, BULLET 5500 (2WD / 4WD) CHASSIS CAB	2007-2009	<a href="#">HP10121</a>	DC	Inside	No	3 Hrs	HP10068
<b>TOYOTA</b>							
<b>Toyota Tacoma</b> ALL TOYOTA KITS REQUIRE A MINIMUM OF 5" BETWEEN THE TIRE AND FRAME AND WILL ONLY FIT WITH STOCK WHEELS AND TIRES 1995-2004. THIS DOES NOT APPLY TO HP10311.							
TOYOTA TACOMA (4WD)	1995-2004	<a href="#">HP10191</a>	SS	Outside	Yes	3 Hrs	HP10173
TOYOTA TACOMA (4WD)	2005-2014	<a href="#">HP10165</a>	SS	Outside	No	3 Hrs	HP10199
TOYOTA TACOMA (4WD)	2005-2019	<a href="#">HP10311</a>	SC	Inside	No	2½ Hrs	HP10083
TOYOTA TACOMA PRERUNNER (2WD)	2005-2019	<a href="#">HP10311</a>	SC	Inside	No	2½ Hrs	HP10083
TOYOTA TACOMA (4WD)	2005-2019	<a href="#">HP10328</a>	SS	Outside	No	2½ Hrs	HP10001
TOYOTA TACOMA PRERUNNER (2WD)	2005-2019	<a href="#">HP10328</a>	SS	Outside	No	2½ Hrs	HP10001
<b>Toyota Tundra</b> ALL TOYOTA KITS REQUIRE A MINIMUM OF 5" BETWEEN THE TIRE AND FRAME AND WILL ONLY FIT WITH STOCK WHEELS AND TIRES 1995-2004							
TOYOTA TUNDRA (2WD / 4WD)	2001-2006	<a href="#">HP10126</a>	SC	Outside	No	2½ Hrs	HP10083
TOYOTA TUNDRA (2WD / 4WD) <small>Trucks in which the upper jounce bumper pad protrudes 1" below the frame</small>	2001-2006	<a href="#">HP10158</a>	SC	Outside	No	2½ Hrs	HP10083
TOYOTA TUNDRA (2WD / 4WD)	2007-2019	<a href="#">HP10128</a>	SC	Outside	No	2½ Hrs	HP10083
<b>UNIVERSAL FIT</b>							
FABRICATORS REAR END SPRINGF (SMALL AIR SPRINGS)	N/A	<a href="#">HP10130</a>	DC	N/A	N/A	N/A	HP10000D
FABRICATORS FRONT AIR SPRING KIT (LARGE AIR SPRINGS)	N/A	<a href="#">HP10086</a>	DC	N/A	N/A	N/A	HP10068

S	REPLACEMENT AIR SPRING	S	AIR SPRING STYLE	DC	DOUBLE CONVOLUTED	SS	SLEEVE STYLE
	VEHICLE MODIFICATION REQUIRED		SUGGESTED INSTALLATION TIME	SC	SINGLE CONVOLUTED	IC	IN-COIL

* THE HP10033 KIT REQUIRES 6" BETWEEN THE TIRE AND FRAME	† HP10019 KITS FIT WITH A REESE 5th WHEEL RAIL KIT (MODELS 30033, 30035 & 30729)
** WILL ONLY FIT WITH STOCK WHEELS AND TIRES	†† HP10070 KITS FIT WITH A DRAW TITE 15000 5th WHEEL HITCH
*** FOR 'C' CHANNEL FRAMES	††† FOR ALL TRUCKS, INCLUDING THOSE WITH 5th WHEEL HITCHES. NOT FOR CHASSIS CAB TRUCKS
**** FOR HYDRO FORMED FRAMES	‡ THE HP10002 KITS FIT WITH THE 3349 & 3319 SUPERGLIDE 5th WHEEL RAIL KITS ON 4WD VEHICLES
◆ SEE MANUAL (LINKED TO KIT#) OR CONTACT PACBRAKE FOR SPECIFIC SUB-MODEL APPLICATIONS	‡‡ THE HP10089 KITS WILL NOT FIT WITH THE 3349 & 3319 SUPERGLIDE 5th WHEEL RAIL KITS ON 2WD VEHICLES
△ IF THE FRAME TO AXLE PAD DISTANCE IS 7.25" OR LESS, USE KIT HP10120	◆ DRILLING MAY BE REQUIRED ON TRUCKS WITH AN AFTERMARKET 5th WHEEL HITCH