

MODEL	YEAR	KIT #	S	FRAME MOUNT			
-------	------	-------	---	-------------	--	--	--

CHEVROLET/GMC

Chevrolet/GMC SUVs

JIMMY/BLAZER (4WD)	1969-1991	HP10033 *	SS	Outside	Yes	2½ Hrs	HP10001
JIMMY/BLAZER (2WD)	1973-1991	HP10033 *	SS	Outside	Yes	2½ Hrs	HP10001

Chevrolet/GMC Pickup Trucks

CHEVROLET COLORADO/GMC CANYON (2WD/4WD) ◆	2004-2012	HP10224 ◆	SS	Inside	No	2 Hrs	HP10001
CHEVROLET COLORADO/GMC CANYON (2WD/4WD) ◆	2009-2012	HP10226 ◆	SS	Inside	No	2 Hrs	HP10173

Chevrolet Silverado/GMC Sierra 1500

C-10 (2WD)	1973-1987	HP10019 †	DC	Outside	Yes	3 Hrs	HP10000D
C-10 (2WD)	1973-1987	HP10033 *	SS	Outside	Yes	2½ Hrs	HP10001
K-10 (4WD)	1973-1987	HP10019 †	DC	Outside	Yes	3 Hrs	HP10000D
K-10 (4WD)	1973-1987	HP10033 *	SS	Outside	Yes	2½ Hrs	HP10001
SIERRA/SILVERADO K/C 1500 Δ (2WD/4WD)	1988-1998	HP10088 ***/Δ HP10120 ***/Δ	DC	Inside	Yes	3 Hrs	HP10000D HP10001
SIERRA/SILVERADO 1500HD (2WD/4WD) HEAVY LOADS	2001-2006	HP10072 ****	DC	Inside	No	2½ Hrs	HP10000D
SIERRA/SILVERADO 1500 (2WD/4WD)	1999-2007	HP10033 *	SS	Outside	Yes	2½ Hrs	HP10001
SILVERADO 1500HD (2WD/4WD)	2001-2005	HP10033 *	SS	Outside	Yes	2½ Hrs	HP10001
SIERRA 1500HD (2WD/4WD)	2001-2008	HP10033 *	SS	Outside	Yes	2½ Hrs	HP10001
SIERRA/SILVERADO 1500 (2WD/4WD) FOR SHORT (69.3") AND MEDIUM (78.7") TRUCK BED LENGTHS	2007-2018	HP10216	DC	Inside	Yes	3 Hrs	HP10000D
SIERRA/SILVERADO 1500 (2WD/4WD) FOR SHORT (69.3") AND MEDIUM (78.7") TRUCK BED LENGTHS	2007-2018	HP10144	SS	Outside	No	2 Hrs	HP10001
SIERRA/SILVERADO 1500 (2WD/4WD) FOR LONG (97.8") TRUCK BED LENGTHS	2007-2018	HP10178	SS	Outside	No	2 Hrs	HP10001

Chevrolet Silverado/GMC Sierra 2500

C-20 (2WD)	1973-1987	HP10019 †	DC	Outside	Yes	3 Hrs	HP10000D
C-20 (2WD)	1973-1987	HP10033 *	SS	Outside	Yes	2½ Hrs	HP10001
K-20 (4WD)	1973-1987	HP10019 †	DC	Outside	Yes	3 Hrs	HP10000D
SIERRA/SILVERADO K/C 2500 Δ (2WD/4WD)	1988-1998	HP10088 ***/Δ HP10120 ***/Δ	DC	Inside	Yes	3 Hrs	HP10000D HP10001
SIERRA/SILVERADO 2500 Δ (2WD/4WD) (DRUM BRAKES ONLY)	1999-2000	HP10088 ***/Δ HP10120 ***/Δ	DC	Inside	Yes	3 Hrs	HP10000D HP10001

	REPLACEMENT AIR SPRING		AIR SPRING STYLE	DC	DOUBLE CONVOLUTED	SS	SLEEVE STYLE
	VEHICLE MODIFICATION REQUIRED		SUGGESTED INSTALLATION TIME	SC	SINGLE CONVOLUTED	IC	IN-COIL

* THE HP10033 KIT REQUIRES 6" BETWEEN THE TIRE AND FRAME	† HP10019 KITS FIT WITH A REESE 5th WHEEL RAIL KIT (MODELS 30033, 30035 & 30729)
** WILL ONLY FIT WITH STOCK WHEELS AND TIRES	†† HP10070 KITS FIT WITH A DRAW TITE 15000 5th WHEEL HITCH
*** FOR 'C' CHANNEL FRAMES	††† FOR ALL TRUCKS, INCLUDING THOSE WITH 5th WHEEL HITCHES. NOT FOR CHASSIS CAB TRUCKS
**** FOR HYDRO FORMED FRAMES	‡ THE HP10002 KITS FIT WITH THE 3349 & 3319 SUPERGLIDE 5th WHEEL RAIL KITS ON 4WD VEHICLES
◆ SEE MANUAL (LINKED TO KIT#) OR CONTACT PACBRAKE FOR SPECIFIC SUB-MODEL APPLICATIONS	‡‡ THE HP10089 KITS WILL NOT FIT WITH THE 3349 & 3319 SUPERGLIDE 5th WHEEL RAIL KITS ON 2WD VEHICLES
Δ IF THE FRAME TO AXLE PAD DISTANCE IS 7.25" OR LESS, USE KIT HP10120	◆ DRILLING MAY BE REQUIRED ON TRUCKS WITH AN AFTERMARKET 5th WHEEL HITCH

MODEL	YEAR	KIT #	S	FRAME MOUNT			
-------	------	-------	---	-------------	--	--	--

CHEVROLET/GMC**Chevrolet Silverado/GMC Sierra 2500 continued**

SIERRA/SILVERADO 2500HD (2WD/4WD) <i>Not for commercial cab and chassis</i>	2001-2010	HP10005	DC	Inside	No	2 Hrs	HP10000D
SIERRA/SILVERADO 2500HD (2WD/4WD) <i>Not for commercial cab and chassis</i>	2011-2019	HP10171 †††	DC	Inside	No ♦	2½ Hrs	HP10000D

Chevrolet Silverado/GMC Sierra 3500

C-30 (2WD)	1973-1987	HP10019 †	DC	Outside	Yes	3 Hrs	HP10000D
C-30 (2WD)	1973-1987	HP10033 *	SS	Outside	Yes	2½ Hrs	HP10001
K-30 (4WD)	1973-1987	HP10019 †	DC	Outside	Yes	3 Hrs	HP10000D
SIERRA/SILVERADO K/C 3500 Δ (2WD/4WD)	1988-2000	HP10088 ***/Δ HP10120 ***/Δ	DC	Inside	Yes	3 Hrs	HP10000D HP10001
SIERRA/SILVERADO 3500 (2WD/4WD) <i>Not for commercial cab and chassis</i>	2001-2010	HP10005	DC	Inside	No	2 Hrs	HP10000D
SIERRA/SILVERADO 3500HD (2WD/4WD) <i>Not for commercial cab and chassis</i>	2011-2019	HP10171 †††	DC	Inside	No ♦	2½ Hrs	HP10000D

Chevrolet/GMC Motorhomes (Class C Vans)

CLASS C MOTORHOME G3500 (2WD) <i>Dual rear wheels</i>	2013-2015	HP10227	SC	Inside	No	2 Hrs	HP10083
CLASS C MOTORHOME G4500 (2WD) <i>Dual rear wheels</i>	2013-2015	HP10227	SC	Inside	No	2 Hrs	HP10083

DODGE/RAM**Dodge SUVs**

RAM CHARGER (2WD/4WD)	1974-1993	HP10033 *	SS	Outside	Yes	2½ Hrs	HP10001
------------------------------	-----------	------------------	-----------	---------	-----	--------	---------

Dodge Pickup Trucks

DAKOTA (4WD)	1987-2004	HP10033 *	SS	Outside	Yes	2½ Hrs	HP10001
DAKOTA (2WD/4WD) ♦	2005-2011	HP10220 ♦	SS	Outside	Yes	2½ Hrs	HP10001
DAKOTA RT (2WD)	2000-2001	HP10033 *	SS	Outside	Yes	2½ Hrs	HP10001
W-100 (2WD/4WD)	1969-1993	HP10033 *	SS	Outside	Yes	2½ Hrs	HP10001
W-100 (2WD/4WD) HEAVY LOADS	1969-1993	HP10019 †	DC	Outside	Yes	3 Hrs	HP10000D
D-150, W-150 (2WD/4WD)	1969-1993	HP10033 *	SS	Outside	Yes	2½ Hrs	HP10001
D-150, W-150 (2WD/4WD) HEAVY LOADS	1969-1993	HP10019 †	DC	Outside	Yes	3 Hrs	HP10000D
D-250, W-250 (2WD/4WD)	1969-1993	HP10019 †	DC	Outside	Yes	3 Hrs	HP10000D
D-350, W-350 (2WD/4WD)	1969-1993	HP10019 †	DC	Outside	Yes	3 Hrs	HP10000D

S	REPLACEMENT AIR SPRING	S	AIR SPRING STYLE	DC	DOUBLE CONVOLUTED	SS	SLEEVE STYLE
	VEHICLE MODIFICATION REQUIRED		SUGGESTED INSTALLATION TIME	SC	SINGLE CONVOLUTED	IC	IN-COIL

* THE HP10033 KIT REQUIRES 6" BETWEEN THE TIRE AND FRAME

** WILL ONLY FIT WITH STOCK WHEELS AND TIRES

*** FOR 'C' CHANNEL FRAMES

**** FOR HYDRO FORMED FRAMES

♦ SEE MANUAL (LINKED TO KIT#) OR CONTACT PACBRAKE FOR SPECIFIC SUB-MODEL APPLICATIONS

Δ IF THE FRAME TO AXLE PAD DISTANCE IS 7.25" OR LESS, USE KIT HP10120

† HP10019 KITS FIT WITH A REESE 5th WHEEL RAIL KIT (MODELS 30033, 30035 & 30729)

†† HP10070 KITS FIT WITH A DRAW TITE 15000 5th WHEEL HITCH

††† FOR ALL TRUCKS, INCLUDING THOSE WITH 5th WHEEL HITCHES. NOT FOR CHASSIS CAB TRUCKS

‡ THE HP10002 KITS FIT WITH THE 3349 & 3319 SUPERGLIDE 5th WHEEL RAIL KITS ON 4WD VEHICLES

‡‡ THE HP10089 KITS WILL NOT FIT WITH THE 3349 & 3319 SUPERGLIDE 5th WHEEL RAIL KITS ON 2WD VEHICLES

♦ DRILLING MAY BE REQUIRED ON TRUCKS WITH AN AFTERMARKET 5th WHEEL HITCH



MODEL	YEAR	KIT #		FRAME MOUNT			
-------	------	-------	--	-------------	---	---	---

DODGE/RAM

Ram 1500

RAM 1500 (2WD / 4WD)	1994-2001	HP10033 *	SS	Outside	Yes	2½ Hrs	HP10001
RAM 1500 (2WD) HEAVY LOADS	1994-2001	HP10019 †	DC	Outside	Yes	3 Hrs	HP10000D
RAM 1500 (2WD / 4WD) HEAVY LOADS	2002-2008	HP10071	DC	Inside	No	2½ Hrs	HP10000D
RAM MEGA CAB 1500 (4WD)	2006-2008	HP10002 ‡	DC	Inside	No	2 Hrs	HP10000D
RAM MEGA CAB 1500 (2WD)	2006-2008	HP10089 ††	SC	Inside	No	2 Hrs	HP10083
RAM 1500 (4WD) FOR 2WD	2009-2018	HP10207	DC	N/A	Yes	2½ Hrs	HP10000D
RAM 1500 (2WD / 4WD) INNER COIL AIR SPRING	2009-2018	HP10188	IC	N/A	No	2 Hrs	HP10189

Ram 2500





RAM 2500 (2WD / 4WD)	1994-2002	HP10019 †	DC	Outside	Yes	3 Hrs	HP10000D
RAM 2500 (4WD)	2003-2013	HP10002 ‡	DC	Inside	No	2 Hrs	HP10000D
RAM 2500 (2WD)	2003-2013	HP10089 ††	SC	Inside	No	2 Hrs	HP10083
RAM MEGA CAB 2500 (4WD)	2006-2008	HP10002 ‡	DC	Inside	No	2 Hrs	HP10000D
RAM MEGA CAB 2500 (2WD)	2006-2008	HP10089 ††	SC	Inside	No	2 Hrs	HP10083
RAM 2500 (2WD / 4WD)	2014-2019	HP10206	DC	N/A	No	2 Hrs	HP10000D

Ram 3500

RAM 3500 (2WD / 4WD)	1994-2002	HP10019 †	DC	Outside	Yes	3 Hrs	HP10000D
RAM 3500 (4WD)	2003-2019	HP10002 ‡	DC	Inside	No	2 Hrs	HP10000D
RAM 3500 (2WD)	2003-2019	HP10089 ††	SC	Inside	No	2 Hrs	HP10083
RAM MEGA CAB 3500 (4WD)	2006-2019	HP10002 ‡	DC	Inside	No	2 Hrs	HP10000D
RAM MEGA CAB 3500 (2WD)	2006-2019	HP10089 ††	SC	Inside	No	2 Hrs	HP10083
RAM 3500 (2WD / 4WD) CHASSIS CAB <small>The HP10136 must be purchased for vehicles that have a round axle tube with the breather located approximately 7" from the spring pack.</small>	2007-2019	HP10002 ‡ & HP10136	DC	Inside	No	2 Hrs	HP10000D

Dodge Vans/Commercial Vehicles

RAM 4500 (2WD / 4WD) CHASSIS CAB	2007-2009	HP10121	DC	Inside	No	3 Hrs	HP10068
RAM 4500 (2WD / 4WD) CHASSIS CAB	2010-2019	HP10321	DC	Inside	No	2 Hrs	HP10068
RAM 5500 (2WD / 4WD) CHASSIS CAB	2007-2009	HP10121	DC	Inside	No	3 Hrs	HP10068
RAM 5500 (2WD / 4WD) CHASSIS CAB	2010-2019	HP10321	DC	Inside	No	2 Hrs	HP10068
SPRINTER 2500 (2WD)	2007-2009	HP10147	DC	Inside	Yes	2½ Hrs	HP10000D

 REPLACEMENT AIR SPRING	 AIR SPRING STYLE	DC DOUBLE CONVOLUTED	SS SLEEVE STYLE
 VEHICLE MODIFICATION REQUIRED	 SUGGESTED INSTALLATION TIME	SC SINGLE CONVOLUTED	IC IN-COIL

* THE HP10033 KIT REQUIRES 6" BETWEEN THE TIRE AND FRAME

** WILL ONLY FIT WITH STOCK WHEELS AND TIRES

*** FOR 'C' CHANNEL FRAMES

**** FOR HYDRO FORMED FRAMES

◆ SEE MANUAL (LINKED TO KIT#) OR CONTACT PACBRAKE FOR SPECIFIC SUB-MODEL APPLICATIONS

▲ IF THE FRAME TO AXLE PAD DISTANCE IS 7.25" OR LESS, USE KIT HP10120

† HP10019 KITS FIT WITH A REESE 5th WHEEL RAIL KIT (MODELS 30033, 30035 & 30729)

†† HP10070 KITS FIT WITH A DRAW TITE 15000 5th WHEEL HITCH

††† FOR ALL TRUCKS, INCLUDING THOSE WITH 5th WHEEL HITCHES. NOT FOR CHASSIS CAB TRUCKS

‡ THE HP10002 KITS FIT WITH THE 3349 & 3319 SUPERGLIDE 5th WHEEL RAIL KITS ON 4WD VEHICLES

‡‡ THE HP10089 KITS WILL NOT FIT WITH THE 3349 & 3319 SUPERGLIDE 5th WHEEL RAIL KITS ON 2WD VEHICLES

◆ DRILLING MAY BE REQUIRED ON TRUCKS WITH AN AFTERMARKET 5th WHEEL HITCH



MODEL	YEAR	KIT #		FRAME MOUNT			
-------	------	-------	--	-------------	---	---	---

FORD

Ford SUVs

BRONCO (4WD)	1980-1996	HP10033 *	SS	Outside	Yes	2½ Hrs	HP10001
BRONCO II (4WD)	1983-1990	HP10033 *	SS	Outside	Yes	2½ Hrs	HP10001

Ford Pickup Trucks





RANGER ** (2WD/4WD)	1998-2010	HP10019 †	DC	Outside	Yes	3 Hrs	HP10000D
F-100 (4WD) HEAVY LOADS	1966-1996	HP10019 †	DC	Outside	Yes	3 Hrs	HP10000D
F-100 (4WD) LIGHT LOADS	1966-1996	HP10033 *	SS	Outside	Yes	2½ Hrs	HP10001
F-100 (2WD) HEAVY LOADS	1968-1996	HP10019 †	DC	Outside	Yes	3 Hrs	HP10000D
F-100 (2WD) LIGHT LOADS	1968-1996	HP10033 *	SS	Outside	Yes	2½ Hrs	HP10001

Ford F-150

F-150 (4WD) HEAVY LOADS	1966-1996	HP10019 †	DC	Outside	Yes	3 Hrs	HP10000D
F-150 (2WD) HEAVY LOADS	1968-1996	HP10019 †	DC	Outside	Yes	3 Hrs	HP10000D
F-150 (2WD) LIGHT LOADS	1968-1996	HP10033 *	SS	Outside	Yes	2½ Hrs	HP10001
F-150 (2WD/4WD) INCLUDING HERITAGE	1997-2003	HP10033 *	SS	Outside	Yes	2½ Hrs	HP10001
F-150 (2WD/4WD) HEAVY LOADS <i>Will not fit fx2</i>	2004-2008	HP10004	DC	Outside	No	2 Hrs	HP10000D
F-150 (2WD/4WD) EXCLUDES HERITAGE	2004-2009	HP10153	SS	Outside	No	2½ Hrs	HP10173
F-150 (2WD/4WD) EXCLUDES HERITAGE & F-150 RAPTOR <i>Will not fit newer style, aluminum body trucks</i>	2010-2014	HP10155	SS	Outside	No	2½ Hrs	HP10001
F-150 (4WD)	2004-2014	HP10212	DC	Inside	No	2½ Hrs	HP10000D
F-150 (4WD)	2015-2019	HP10215	SC	Inside	No	2½ Hrs	HP10083
TRANSIT 150 (2WD)	2015-2019	HP10307	DC	Inside	No	2½ Hrs	HP10000D

Ford F-250

F-250 (2WD) UNDER 7500 GVWR	1969-1979	HP10019 †	DC	Outside	Yes	3 Hrs	HP10000D
F-250 (2WD)	1980-1996	HP10019 †	DC	Outside	Yes	3 Hrs	HP10000D
F-250 (4WD) '97 HEAVY DUTY OVER 8600 GVWR	1980-1997	HP10019 †	DC	Outside	Yes	3 Hrs	HP10000D
F-250 LIGHT DUTY (2WD/4WD) UNDER 7500 GVWR	1997-1998	HP10019 †	DC	Outside	Yes	3 Hrs	HP10000D
F-250 SUPER DUTY (2WD/4WD)	1999-2010	HP10070 ††	DC	Outside	Yes	3 Hrs	HP10000D
F-250 SUPER DUTY (2WD)	2005-2010	HP10182 †††	DC	Inside	No ♦	4 Hrs	HP10000D
F-250 SUPER DUTY (4WD)	2005-2010	HP10181 †††	DC	Inside	No ♦	4 Hrs	HP10000D

 REPLACEMENT AIR SPRING	 AIR SPRING STYLE	DC DOUBLE CONVOLUTED	SS SLEEVE STYLE
 VEHICLE MODIFICATION REQUIRED	 SUGGESTED INSTALLATION TIME	SC SINGLE CONVOLUTED	IC IN-COIL

* THE HP10033 KIT REQUIRES 6" BETWEEN THE TIRE AND FRAME

** WILL ONLY FIT WITH STOCK WHEELS AND TIRES

*** FOR 'C' CHANNEL FRAMES

**** FOR HYDRO FORMED FRAMES

♦ SEE MANUAL (LINKED TO KIT#) OR CONTACT PACBRAKE FOR SPECIFIC SUB-MODEL APPLICATIONS

Δ IF THE FRAME TO AXLE PAD DISTANCE IS 7.25" OR LESS, USE KIT HP10120

† HP10019 KITS FIT WITH A REESE 5th WHEEL RAIL KIT (MODELS 30033, 30035 & 30729)

†† HP10070 KITS FIT WITH A DRAW TITE 15000 5th WHEEL HITCH

††† FOR ALL TRUCKS, INCLUDING THOSE WITH 5th WHEEL HITCHES. NOT FOR CHASSIS CAB TRUCKS

‡ THE HP10002 KITS FIT WITH THE 3349 & 3319 SUPERGLIDE 5th WHEEL RAIL KITS ON 4WD VEHICLES

‡‡ THE HP10089 KITS WILL NOT FIT WITH THE 3349 & 3319 SUPERGLIDE 5th WHEEL RAIL KITS ON 2WD VEHICLES

♦ DRILLING MAY BE REQUIRED ON TRUCKS WITH AN AFTERMARKET 5th WHEEL HITCH



MODEL	YEAR	KIT #		FRAME MOUNT			
-------	------	-------	--	-------------	---	---	---

FORD

Ford F-250 Continued

F-250 SUPER DUTY (2WD/4WD) <i>Will not fit vehicles with factory installed 5th wheel hitch</i>	2010-2016	HP10070 ††	DC	Outside	Yes	3 Hrs	HP10000D
F-250 SUPER DUTY (2WD)	2011-2016	HP10194 †††	DC	Inside	No ♦	4 Hrs	HP10000D
F-250 SUPER DUTY (4WD)	2011-2016	HP10247 †††	DC	Inside	No ♦	2 Hrs	HP10068
F-250 SUPER DUTY (4WD)	2017-2019	HP10304 †††	DC	Inside	Yes	2½ Hrs	HP10000D
TRANSIT 250 (2WD)	2015-2019	HP10307	DC	Inside	No	2½ Hrs	HP10000D

Ford F-350





F-350 (2WD)	1970-1997	HP10019 †	DC	Outside	Yes	3 Hrs	HP10000D
F-350 (4WD) EXCEPT SUPER HD CHASSIS	1980-1997	HP10019 †	DC	Outside	Yes	3 Hrs	HP10000D
F-350 SUPER DUTY (2WD) 11,200 GVWR & UNDER	1999-2004	HP10019 †	DC	Outside	Yes	3 Hrs	HP10000D
F-350 SUPER DUTY (2WD/4WD)	1999-2010	HP10070 ††	DC	Outside	Yes	3 Hrs	HP10000D
F-350 SUPER DUTY (2WD)	2005-2010	HP10182 †††	DC	Inside	No ♦	4 Hrs	HP10000D
F-350 SUPER DUTY (4WD)	2005-2010	HP10181 †††	DC	Inside	No ♦	4 Hrs	HP10000D
F-350 SUPER DUTY (2WD/4WD) <i>Will not fit vehicles with factory installed 5th wheel hitch</i>	2010-2016	HP10070 ††	DC	Outside	Yes	3 Hrs	HP10000D
F-350 SUPER DUTY (2WD)	2011-2016	HP10194 †††	DC	Inside	No ♦	4 Hrs	HP10000D
F-350 SUPER DUTY (4WD)	2011-2016	HP10247 †††	DC	Inside	No ♦	2 Hrs	HP10068
F-350 SUPER DUTY (4WD)	2017-2019	HP10304 †††	DC	Inside	Yes	2½ Hrs	HP10000D
TRANSIT 350 (2WD) <i>Will not fit 350HD or DRW vehicles</i>	2015-2019	HP10307	DC	Inside	No	2½ Hrs	HP10000D

Ford F-450

F-450 SUPER DUTY (2WD)	2011-2014	HP10194 †††	DC	Inside	No ♦	4 Hrs	HP10000D
F-450 SUPER DUTY (4WD)	2011-2014	HP10193 †††	DC	Inside	No ♦	4 Hrs	HP10000D
F-450 SUPER DUTY (2WD/4WD)	2008-2010	HP10187 †††	DC	Inside	No	4 Hrs	HP10000D
F-450 SUPER DUTY (2WD/4WD)	2015-2016	HP10195 †††	DC	Inside	No	3 Hrs	HP10000D
F-450 SUPER DUTY (4WD)	2017-2019	HP10304 †††	DC	Inside	Yes	2½ Hrs	HP10000D
F-450 SUPER DUTY (2WD/4WD) COMMERCIAL CAB & CHASSIS	2012-2019	HP10324	DC	Outside	Yes	3 Hrs	HP10068

Ford F-550

F-550 SUPER DUTY (2WD/4WD) COMMERCIAL CAB & CHASSIS	2012-2019	HP10324	DC	Outside	Yes	3 Hrs	HP10068
---	-----------	-------------------------	-----------	---------	-----	-------	---------

 REPLACEMENT AIR SPRING	 AIR SPRING STYLE	DC DOUBLE CONVOLUTED	SS SLEEVE STYLE
 VEHICLE MODIFICATION REQUIRED	 SUGGESTED INSTALLATION TIME	SC SINGLE CONVOLUTED	IC IN-COIL

- * THE HP10033 KIT REQUIRES 6" BETWEEN THE TIRE AND FRAME
- ** WILL ONLY FIT WITH STOCK WHEELS AND TIRES
- *** FOR 'C' CHANNEL FRAMES
- **** FOR HYDRO FORMED FRAMES
- ♦ SEE MANUAL (LINKED TO KIT#) OR CONTACT PACBRAKE FOR SPECIFIC SUB-MODEL APPLICATIONS
- Δ IF THE FRAME TO AXLE PAD DISTANCE IS 7.25" OR LESS, USE KIT HP10120

- † HP10019 KITS FIT WITH A REESE 5th WHEEL RAIL KIT (MODELS 30033, 30035 & 30729)
- †† HP10070 KITS FIT WITH A DRAW TITE 15000 5th WHEEL HITCH
- ††† FOR ALL TRUCKS, INCLUDING THOSE WITH 5th WHEEL HITCHES. NOT FOR CHASSIS CAB TRUCKS
- ‡ THE HP10002 KITS FIT WITH THE 3349 & 3319 SUPERGLIDE 5th WHEEL RAIL KITS ON 4WD VEHICLES
- ‡‡ THE HP10089 KITS WILL NOT FIT WITH THE 3349 & 3319 SUPERGLIDE 5th WHEEL RAIL KITS ON 2WD VEHICLES
- ♦ DRILLING MAY BE REQUIRED ON TRUCKS WITH AN AFTERMARKET 5th WHEEL HITCH

MODEL	YEAR	KIT #	S	FRAME MOUNT			
FREIGHTLINER							
SPRINTER, 2500 (2WD)	2007-2014	HP10147	DC	Inside	Yes	3 Hrs	HP10000D
MAZDA							
MAZDA PICK-UPS (2WD / 4WD) <i>Will only fit with stock wheels and tires</i>	1998-2010	HP10019 †	DC	Outside	Yes	3 Hrs	HP10000D
MERCEDES							
SPRINTER, 2500 (2WD)	2010-2014	HP10147	DC	Inside	Yes	3 Hrs	HP10000D
NISSAN							
TITAN (2WD / 4WD)	2004-2015	HP10222	DC	Inside	Yes	2 Hrs	HP10000D
STERLING							
BULLET 4500, BULLET 5500 (2WD / 4WD) CHASSIS CAB	2007-2009	HP10121	DC	Inside	No	3 Hrs	HP10068
TOYOTA							
Toyota Tacoma ALL TOYOTA KITS REQUIRE A MINIMUM OF 5" BETWEEN THE TIRE AND FRAME AND WILL ONLY FIT WITH STOCK WHEELS AND TIRES 1995-2004. THIS DOES NOT APPLY TO HP10311.							
TOYOTA TACOMA (4WD)	1995-2004	HP10191	SS	Outside	Yes	3 Hrs	HP10173
TOYOTA TACOMA (4WD)	2005-2014	HP10165	SS	Outside	No	3 Hrs	HP10199
TOYOTA TACOMA (4WD)	2005-2019	HP10311	SC	Inside	No	2½ Hrs	HP10083
TOYOTA TACOMA PRERUNNER (2WD)	2005-2019	HP10311	SC	Inside	No	2½ Hrs	HP10083
TOYOTA TACOMA (4WD)	2005-2019	HP10328	SS	Outside	No	2½ Hrs	HP10001
TOYOTA TACOMA PRERUNNER (2WD)	2005-2019	HP10328	SS	Outside	No	2½ Hrs	HP10001
Toyota Tundra ALL TOYOTA KITS REQUIRE A MINIMUM OF 5" BETWEEN THE TIRE AND FRAME AND WILL ONLY FIT WITH STOCK WHEELS AND TIRES 1995-2004							
TOYOTA TUNDRA (2WD / 4WD)	2001-2006	HP10126	SC	Outside	No	2½ Hrs	HP10083
TOYOTA TUNDRA (2WD / 4WD) <i>Trucks in which the upper jounce bumper pad protrudes 1" below the frame</i>	2001-2006	HP10158	SC	Outside	No	2½ Hrs	HP10083
TOYOTA TUNDRA (2WD / 4WD)	2007-2019	HP10128	SC	Outside	No	2½ Hrs	HP10083
UNIVERSAL FIT							
FABRICATORS REAR END SPRINGF (SMALL AIR SPRINGS)	N/A	HP10130	DC	N/A	N/A	N/A	HP10000D
FABRICATORS FRONT AIR SPRING KIT (LARGE AIR SPRINGS)	N/A	HP10086	DC	N/A	N/A	N/A	HP10068

S	REPLACEMENT AIR SPRING	S	AIR SPRING STYLE	DC	DOUBLE CONVOLUTED	SS	SLEEVE STYLE
	VEHICLE MODIFICATION REQUIRED		SUGGESTED INSTALLATION TIME	SC	SINGLE CONVOLUTED	IC	IN-COIL

* THE HP10033 KIT REQUIRES 6" BETWEEN THE TIRE AND FRAME

** WILL ONLY FIT WITH STOCK WHEELS AND TIRES

*** FOR 'C' CHANNEL FRAMES

**** FOR HYDRO FORMED FRAMES

◆ SEE MANUAL (LINKED TO KIT#) OR CONTACT PACBRAKE FOR SPECIFIC SUB-MODEL APPLICATIONS

△ IF THE FRAME TO AXLE PAD DISTANCE IS 7.25" OR LESS, USE KIT HP10120

† HP10019 KITS FIT WITH A REESE 5th WHEEL RAIL KIT (MODELS 30033, 30035 & 30729)

†† HP10070 KITS FIT WITH A DRAW TITE 15000 5th WHEEL HITCH

††† FOR ALL TRUCKS, INCLUDING THOSE WITH 5th WHEEL HITCHES. NOT FOR CHASSIS CAB TRUCKS

‡ THE HP10002 KITS FIT WITH THE 3349 & 3319 SUPERGLIDE 5th WHEEL RAIL KITS ON 4WD VEHICLES

‡‡ THE HP10089 KITS WILL NOT FIT WITH THE 3349 & 3319 SUPERGLIDE 5th WHEEL RAIL KITS ON 2WD VEHICLES

◆ DRILLING MAY BE REQUIRED ON TRUCKS WITH AN AFTERMARKET 5th WHEEL HITCH