



SUBJECT: Dodge Ram PRXB Kit Compressor Ground Wire Extension

This ground wire extension is to be installed in addition to the short ground wire from the compressor assembly.

1. Locate the bolt securing the compressor assembly ground wire. One ring terminal of the ground wire extension will be installed around this bolt. Remove the bolt.
2. Insert the bolt through one ring terminal of the ground wire extension and the ring terminal of the compressor assembly ground wire. There should be two ring terminals on the bolt, below the washer.
3. Re-install the bolt. Clock the ring terminals as necessary to ensure they sit flat. Torque to 32 ft.-lbs. (43.4 Nm).
4. Route the free end of the ground wire extension along the existing compressor wiring harness to the negative terminal of the battery.
5. Connect the ring terminal to the negative battery terminal.
6. Use the supplied zip ties to secure the wire away from heat sources and moving components.



Installation


ADDENDUM

SUBJECT: Pyrometer Thermocouple Installation Warning

APPLICATION: Fixed Orifice and PRXB™ Exhaust Brakes
2003 and Newer Dodge Trucks with 3.5" and 4" Exhaust
***5.9 Liter Cummins Only**

IMPORTANT NOTICE

Do not install a pyrometer thermocouple in the back pressure test port, damage to the thermocouple will result.



Pyrometer Thermocouple Port
1/4" NPT

Back Pressure Test Port
1/8" NPT