

# Medium Duty Exhaust Brake Application Guide



## How to use the Medium Duty Exhaust Brake Application Guide:

- 1 Choose a **COMPLETE KIT**
- 2 Choose an **INDIVIDUAL GROUP**
- 3 Make your own **CUSTOM KIT: BRAKE + MOUNTING GROUP + CONTROL GROUP**

ENGINE***	NOTES	COMPLETE KITS		BRAKES		MOUNTING GROUP	CONTROL GROUP w/ ONBOARD AIR		CONTROL GROUP w/o ONBOARD AIR	
		VEHICLES w/ OBA†	VEHICLES w/o OBA†	EXB	PRXB		CONTROL GROUP VEHICLES w/ OBA†	INFO GROUP	CONTROL GROUP VEHICLES w/o OBA†	INFO GROUP
<b>FORD</b>										
<b>F450/550 (SEE LIGHT DUTY APPLICATIONS)</b>										
<b>F650</b>										
7.3 Powerstroke 3' Exhaust		N/A	N/A	C20366	C40104	C11440	N/A	N/A	C11808	L7041
Cat 3126B/E/C7	Late 90° pipe	N/A	N/A	N/A	C40113	C11400	C10319	L7024	C11775	L7043
		C20650 (EXB)	C20655 (EXB)	C20353	C40106	C11558	C10319	L7024	C11775	L7043
<b>F750</b>										
7.3 Powerstroke 3' Exhaust		N/A	N/A	C20366	C40104	C11440	N/A	N/A	C11808	L7041
Cat 3126B/E/C7	Late 90° pipe	N/A	N/A	N/A	C40113	C11400	C10319	L7024	C11775	L7043
		C20650 (EXB)	C20655 (EXB)	C20353	C40106	C11558	C10319	L7024	C11775	L7043
Cat 3126B/E/C7	2004+ Horizontal pipe	N/A	N/A	C20353	C40106	C10310	C10319	L7024	C11775	L7043
Powerstroke 6.0L										
Cummins ISB 02 EGR up to 230 HP	Engines built after Oct '02.									
<b>LCF</b>										
Powerstroke 4.5L		TBA	TBA	TBA	TBA	TBA	TBA	TBA	TBA	TBA
<b>FREIGHTLINER</b>										
<b>FL50/60/ 70/80</b>										
Cat 3116 **		N/A	N/A	C20350	C40105	C11558	C10318	L7024	C11774	L7043
Cat 3116E/3126		N/A	N/A	C20350	C40105	C11558	C10319	L7024	C11775	L7043
Cat 3126B/C7 (Built pre 2000)		C20650 (EXB)	C20655 (EXB)	C20353	C40106	C11558	C10319	L7024	C11775	L7043
Cat C7 (Built post 2000)		C12026 (EXB)	C12027 (EXB)	C20353	C40106	C11546	C10319	L7024	C11775	L7043
Cummins B5.9L *	3" Exhaust pipe	N/A	N/A	C10295	N/A	C11542	C10211	L7044	C11773	L7045
	3 1/2" Exhaust pipe	N/A	N/A	C10295	N/A	C11543	C10211	L7044	C11773	L7045
Cummins ISB (Built prior to Oct '02)	3" Exhaust pipe	C17101 (EXB)	C17201 (EXB)	C10299	C40304	C11542 (EXB) C11555 (PRXB)	C10218	L7044	C11753	L7045
	3 1/2" Exhaust pipe	C17151 (EXB)	C17251 (EXB)	C10299	C40304	C11543 (EXB) C11574 (PRXB)	C10218	L7044	C11753	L7045
Cummins C8.3L *		C13036 (EXB)	N/A	C20340	C40101	C11546	C10211	L7044	C11753	L7045
Cummins ISC	Engines built before Oct '03.	C16070 (EXB)	N/A	C20395	C40107	C11546	C10218	L7044	C11753	L7045

† OBA – ONBOARD AIR  
 \* ENGINES MAY REQUIRE HEAVY DUTY VALVE SPRINGS  
 \*\* CALL TO VERIFY APPLICATION  
 \*\*\* MORE APPLICATIONS AVAILABLE CALL FOR INFORMATION

# Medium Duty Exhaust Brake Application Guide



## How to use the Medium Duty Exhaust Brake Application Guide:

- 1 Choose a **COMPLETE KIT**
- 2 Choose an **INDIVIDUAL GROUP**
- 3 Make your own **CUSTOM KIT: BRAKE + MOUNTING GROUP + CONTROL GROUP**

ENGINE***	NOTES	INDIVIDUAL GROUPS								
		COMPLETE KITS		BRAKES		MOUNTING GROUP	CONTROL GROUP w/ ONBOARD AIR		CONTROL GROUP w/o ONBOARD AIR	
		VEHICLES w/ OBA†	VEHICLES w/o OBA†	EXB	PRXB		CONTROL GROUP VEHICLES w/ OBA†	INFO GROUP	CONTROL GROUP VEHICLES w/o OBA†	INFO GROUP
<b>FREIGHTLINER cont'</b>										
<b>M2 - 106</b>										
Cat C7		N/A	N/A	C20353	C40106	C11546	C20123 + F/L Switch A06-37217-056	L7055	C20124 + F/L Switch A06-37217-056	L7055
Cat C9		N/A	N/A	C20277	TBA	C11750 + F/L pipe	C20123 + F/L Switch A06-37217-056	L7055	C20124 + F/L Switch A06-37217-056	L7055
Cummins ISC	Engines built after Oct '03	N/A	N/A	C20393	TBA	C11350 + F/L pipe	C20123 + F/L Switch A06-37217-056	L7055	C20124 + F/L Switch A06-37217-056	L7055
<b>M2 - 112</b>										
Cat C9		N/A	N/A	C20278	C40203	C11556	C20123 + F/L Switch A06-37217-056	L7055	C20124 + F/L Switch A06-37217-056	L7055
<b>CARGO</b>										
Cummins ISB (Built prior to Oct '02)		N/A	N/A	C10277	N/A	C11542	C10218	L7044	C11753	L7045
	w/ 3" exhaust pipe	N/A	N/A	C10277	N/A	C11542	C10218	L7044	C11753	L7045
	w/ 3 1/2" exhaust pipe	N/A	N/A	C10277	N/A	C11543	C10218	L7044	C11753	L7045
Cummins ISB EGR up to 230 HP	Engines built after Oct '02	N/A	N/A	C10901	C40301	C11606 (EXB) C11604 (PRXB)	C10218	L7044	C11753	L7045
<b>GMC/CHEVROLET</b>										
<b>C4500/5500**</b>										
Isuzu 6.6L	Engine ECUs w/ 2-56 pin & 1-72 pin connector only Trucks built before 2006 **	C20045 (EXB)	C20046 (EXB)	C20044	C40300	C20040	C20041 + C19500 Dash Switch	L7050	C20042 + C19500 Dash Switch	L7050
<b>C6500/7500/ 8500</b>										
Cat 3116 **		C12004 (EXB)	C12005 (EXB)	C20350	C40105	C10310	C10318	L7024	C11774	L7043
Cat 3116E/3126		C12009 (EXB)	C12011 (EXB)	C20350	C40105	C10310	C10319	L7024	C11775	L7043
Cat 3126B / E / C7		C20650 (EXB)	C20655 (EXB)	C20353	C40106	C11558	C10319	L7024	C11775	L7043
<b>T6500/750/ 8500</b>										
Cat 3116E/3126		N/A	N/A	C20350	C40105	C11558	C10319	L7024	C11775	L7043
Cat 3126B / E / C7		C20650 (EXB)	C20655 (EXB)	C20353	C40106	C11558	C10319	L7024	C11775	L7043
<b>C4500/5500*** WABCO REPLACEMENT</b>										
Isuzu 6.6L	***This kit includes 3.5" Exhaust adapters	C44048	C44048	N/A	N/A	N/A	N/A	N/A	N/A	N/A
<b>HINO</b>										
<b>100-300 SERIES 2004+</b>										
J08E-TA/B 6 CYL	w/ standard trans w/ Aisin auto trans	C40013	C40014	N/A	N/A	N/A	N/A	N/A	N/A	N/A

† OBA – ONBOARD AIR  
 \* ENGINES MAY REQUIRE HEAVY DUTY VALVE SPRINGS  
 \*\* CALL TO VERIFY APPLICATION  
 \*\*\* MORE APPLICATIONS AVAILABLE CALL FOR INFORMATION

# Medium Duty Exhaust Brake Application Guide



How to use the Medium Duty Exhaust Brake Application Guide:

- 1 Choose a **COMPLETE KIT**
- 2 Choose an **INDIVIDUAL GROUP**
- 3 Make your own **CUSTOM KIT: BRAKE + MOUNTING GROUP + CONTROL GROUP**

ENGINE***	NOTES	INDIVIDUAL GROUPS								
		COMPLETE KITS		BRAKES		MOUNTING GROUP	CONTROL GROUP w/ ONBOARD AIR		CONTROL GROUP w/o ONBOARD AIR	
		VEHICLES w/ OBA†	VEHICLES w/o OBA†	EXB	PRXB		CONTROL GROUP VEHICLES w/ OBA†	INFO GROUP	CONTROL GROUP VEHICLES w/o OBA†	INFO GROUP
<b>KENWORTH</b>										
<b>T300</b>										
Cat 3116E/3126		N/A	N/A	C20350	C40105	C11558	C10319	L7024	C11775	L7043
Cat 3126B/C7 (Pre 2004)		N/A	N/A	C20353	C40106	C11558	C10319	L7024	C11775	L7043
Cat C7 (2004+)		C20650 (EXB)	C20655 (EXB)	C20353	C40106	C11558	C10319	L7024	C11775	L7043
Cummins ISB 02 EGR up to 230 HP	Engines built after Oct '02	N/A	N/A	C10901	C40301	C11563 (EXB) C11564 (PRXB)	C10218	L7044	C11753	L7045
Cummins C8.3L *	Engines built before Oct '03	N/A	N/A	C20340	C40101	C11561 + Cust Supplied Flex	C10211	L7044	C11773	L7045
Cummins ISC	Engines built after Oct '03	N/A	N/A	C20395	C40107	C11561 + Cust Supplied Flex	C10218	L7044	C11753	L7045
Cummins ISC	Trucks built before Jan '05	N/A	N/A	C20394	C40107	C11559 + Cust Supplied Flex	C10218	L7044	C11753	L7045
Cummins ISC	Trucks built after Jan '05	N/A	N/A	C20394	C40107	C11591 + Cust Supplied Flex	C10218	L7044	C11753	L7045
<b>T800SH</b>										
Cummins ISL (2004+)		N/A	N/A	C20346	C40103	C11554	C10218	L7044	C11753	L7045
<b>W900S</b>										
Cummins ISL (2004+)		N/A	N/A	C20346	C40103	C11554	C10218	L7044	C11753	L7045
<b>NAVISTAR/IHC</b>										
<b>1000 SERIES</b>										
VT365 6.0L		N/A	TBA (PRXB)	N/A	TBA	TBA	N/A	N/A	TBA	TBA
<b>3800/4700/4900/5000/7000 SERIES</b>										
DT466E (1998-99)	w/ 90° pipe Pre 1998 call for application	N/A	N/A	C20379	C40302	C11550 (EXB) C11583 (PRXB)	C10216	L7028	C11808	L7041
DT466E (2000-04 1/2)	w/o multiplex wiring Built before Jan '04	N/A	N/A	C20371	C40303	C11550 (EXB) C11583 (PRXB)	C10216	L7028	C11808	L7041
DT466E	Built after Jan '04	TBA	TBA	TBA	TBA	TBA	TBA	TBA	TBA	TBA
DT/HT530E (Pre 2002)	w/o multiplex wiring	N/A	N/A	C20373	C40302	C11550 (EXB) C11583 (PRXB)	C10216	L7028	C11808	L7041
T444E 7.3L	InLineMount	N/A	N/A	C20366	C40104	C11440	C10216	N/A	C11777	L7041
<b>4200</b>										
VT365 6.0L		N/A	TBA (PRXB)	N/A	TBA	TBA	N/A	N/A	TBA	TBA

† OBA – ONBOARD AIR  
 \* ENGINES MAY REQUIRE HEAVY DUTY VALVE SPRINGS  
 \*\* CALL TO VERIFY APPLICATION  
 \*\*\* MORE APPLICATIONS AVAILABLE CALL FOR INFORMATION

# Medium Duty Exhaust Brake Application Guide



## How to use the Medium Duty Exhaust Brake Application Guide:

- 1 Choose a **COMPLETE KIT**
- 2 Choose an **INDIVIDUAL GROUP**
- 3 Make your own **CUSTOM KIT: BRAKE + MOUNTING GROUP + CONTROL GROUP**

ENGINE***	NOTES	INDIVIDUAL GROUPS								
		COMPLETE KITS		BRAKES		MOUNTING GROUP	CONTROL GROUP w/ ONBOARD AIR		CONTROL GROUP w/o ONBOARD AIR	
		VEHICLES w/ OBA†	VEHICLES w/o OBA†	EXB	PRXB		CONTROL GROUP VEHICLES w/ OBA†	INFO GROUP	CONTROL GROUP VEHICLES w/o OBA†	INFO GROUP
<b>NAVISTAR/IHC cont'</b>										
<b>4300/4400</b>										
VT365 6.0L		N/A	TBA (PRXB)	N/A	TBA	TBA	N/A	N/A	TBA	TBA
DT466E (2000-2004 1/2)	w/ multiplex wiring	N/A	N/A	C20371	C40303	C11550 (EXB) C11583 (PRXB)	C10220	L7049	C11777	L7041
DT530E (2000-2004 1/2)	w/ multiplex wiring	N/A	N/A	C20373	C40303	C11550 (EXB) C11583 (PRXB)	C10220	L7049	C11777	L7041
HT530E (2002+)	w/ multiplex wiring	N/A	N/A	C20375	C40302	C11550 (EXB) C11583 (PRXB)	C10220	L7049	C11777	L7041
<b>7000 SERIES</b>										
DT466E (2000-2004 1/2)	w/ 30° Pipe	N/A	N/A	C20371	C40303	C11360 (EXB) + Intl Pipe # 3575127C1	C10216	L7028	C11808	L7041
	w/o Multiplex wiring built before Jan '04	N/A	N/A	C20371	C40303	C20063 (PRXB) + Intl Pipe # 3575127C1	C10216	L7028	C11808	L7041
DT466E (2004 1/2)	Built after Jan '04	TBA	TBA	TBA	TBA	TBA	TBA	TBA	TBA	TBA
DT/HT530E (Pre 2002)	w/o multiplex wiring	N/A	N/A	C20373	C40302	C11360 (EXB) + Intl Pipe # 3575127C1 C20063 (PRXB) + Intl Pipe # 3575127C1	C10216	L7028	C11808	L7041
HT530E (2002+)	w/ multiplex wiring	N/A	N/A	C20375	C40302	C11360 (EXB) + Intl Pipe # 3575128C1 C20063 (PRXB) + Intl Pipe # 3575128C1	C10220	L7049	C11777	L7049
<b>8000 SERIES</b>										
DT/HT530E (Pre 2002)		N/A	N/A	C20373	C40302	C11584 (EXB) C11586 (PRXB)	C10216	L7028	C11808	L7041
HT530E (2002+)		N/A	N/A	C20375	C40302	C11584 (EXB) C11586 (PRXB)	C10220	L7049	C11777	L7049
<b>8100 W/ ABS</b>										
Cummins ISM (Pre Oct '02)		C13057 (EXB)	N/A	C20265	C40204	C11750	C10224	L7044	N/A	N/A
<b>9100 W/ ABS</b>										
Cummins ISM (Pre Oct '02)		C13057 (EXB) + C11544	N/A	C20265	C40204	C11750 + C11544	C10224	L7044	N/A	N/A
<b>CF</b>										
VT275 4.5L		TBA	TBA	TBA	TBA	TBA	TBA	TBA	TBA	TBA

† OBA – ONBOARD AIR  
 \* ENGINES MAY REQUIRE HEAVY DUTY VALVE SPRINGS  
 \*\* CALL TO VERIFY APPLICATION  
 \*\*\* MORE APPLICATIONS AVAILABLE CALL FOR INFORMATION

# Medium Duty Exhaust Brake Application Guide



How to use the Medium Duty Exhaust Brake Application Guide:

- 1 Choose a **COMPLETE KIT**
- 2 Choose an **INDIVIDUAL GROUP**
- 3 Make your own **CUSTOM KIT: BRAKE + MOUNTING GROUP + CONTROL GROUP**

ENGINE***	NOTES	INDIVIDUAL GROUPS								
		COMPLETE KITS		BRAKES		MOUNTING GROUP	CONTROL GROUP w/ ONBOARD AIR		CONTROL GROUP w/o ONBOARD AIR	
		VEHICLES w/ OBA†	VEHICLES w/o OBA†	EXB	PRXB		CONTROL GROUP VEHICLES w/ OBA†	INFO GROUP	CONTROL GROUP VEHICLES w/o OBA†	INFO GROUP
<b>NAVISTAR/IHC cont'</b>										
<b>CXT</b>										
DT466E (2004 1/2+)		TBA	TBA	TBA	TBA	TBA	TBA	TBA	TBA	TBA
DT/HT466/530	All w/ multiplex wiring	N/A	N/A	Above	Above	Above	C10220	L7049	C11777	L7049
DT466E (2000-2004 1/2)	Jake exhaust brake replacement unit (InLineMount 3.5")	C40016	N/A	N/A		N/A	N/A	N/A	N/A	N/A
DT466E (Pre-2000)/DT530E/HT530E	Jake exhaust brake replacement unit (InLineMount 3.5")	C40015	N/A	N/A		N/A	N/A	N/A	N/A	N/A

## PETERBILT

<b>320</b>										
Cat 3126B/E/C7		C12026 (EXB)	C12027 (EXB)	C20353	C40106	C11546	C10319	L7024	C11775	L7043
Cat C10		N/A	N/A	TBA	TBA	C11556	C10319	L7024	N/A	N/A
Cummins ISC	Engines built before Oct '03	C16070 (EXB)	N/A	C20395	C40107	C11554	C10218	L7044	C11753	L7045
Cummins ISC	Engines built after Oct '03	N/A	N/A	C20387	C40108	C11554	C10218	L7044	C11753	L7045
Cummins ISL	Engines built before Oct '03	N/A	N/A	C20358	C40103	C11554	C10218	L7044	C11753	L7045
Cummins ISL	Engines built after Oct '03	N/A	N/A	C20346	C40103	C11554	C10218	L7044	C11753	L7045
<b>330/335</b>										
Cat 3116E/3126		N/A	N/A	C20350	C40105	C11558	C10319	L7024	C11775	L7043
Cat 3126B/E/C7		C20650 (EXB)	C20655 (EXB)	C20353	C40106	C11558	C10319	L7024	C11775	L7043
Cummins C8.3L *		N/A	N/A	C20325	C40100	C11562	C10211	L7044	C11773	L7045
Cummins ISC	Engines built before Oct '03	N/A	N/A	C20335	C40109	C11562 + Cust Supplied Flex	C10218	L7044	C11753	L7045
Cummins ISC	Engines built after Oct '03	N/A	N/A	C20387	C40108	C11562	C10218	L7044	C11753	L7045

## STERLING

<b>8000</b>										
Cat 3126B/E/C7	90° Pipe	N/A	N/A	C20353	C40106	C11558	C10319	L7024	C11775	L7043
Cat 3126B/E	S Pipe	C16062 (EXB)	C16072 (EXB)	N/A	C40113	C11400	C10319	L7024	C11775	L7043
Cat C15		N/A	N/A	C20285	C40202	C11750	C10319	L7024	N/A	N/A
<b>ACTERA (MX)</b>										
Cat C7		C16062 (EXB)	C16072 (EXB)	N/A	C40113	C11400	C10319	L7024	C11775	L7043
Cummins ISC	Engines built before Oct '03	C16070 (EXB)	N/A	C20395	C40107	C11546	C10218	L7044	C11753	L7045
Cummins ISC	Engines built after Oct '03	N/A	N/A	C20394	C40107	C11546	C10218	L7044	C11753	L7045

† OBA – ONBOARD AIR

\* ENGINES MAY REQUIRE HEAVY DUTY VALVE SPRINGS

\*\* CALL TO VERIFY APPLICATION

\*\*\* MORE APPLICATIONS AVAILABLE CALL FOR INFORMATION

# Medium Duty Exhaust Brake Application Guide



## How to use the Medium Duty Exhaust Brake Application Guide:

- 1 Choose a **COMPLETE KIT**
- 2 Choose an **INDIVIDUAL GROUP**
- 3 Make your own **CUSTOM KIT: BRAKE + MOUNTING GROUP + CONTROL GROUP**

ENGINE***	NOTES	COMPLETE KITS		BRAKES		MOUNTING GROUP	INDIVIDUAL GROUPS			
		VEHICLES w/ OBA†	VEHICLES w/o OBA†	EXB	PRXB		CONTROL GROUP w/ ONBOARD AIR		CONTROL GROUP w/o ONBOARD AIR	
							CONTROL GROUP VEHICLES w/ OBA†	INFO GROUP	CONTROL GROUP VEHICLES w/o OBA†	INFO GROUP
<b>STERLING cont'</b>										
<i>HX 111, 113, 122 (VERTICAL EXHAUST)</i>										
Cat C7		C12026 (EXB)	C12027 (EXB)	C20353	C40106	C11546	C10319	L7024	C11775	L7043
Cat C9		N/A	N/A	C20278	C40203	C11750	C10319	L7024	C11775	L7043
Cummins ISC	Engines built after Oct '03 w/ factory cast elbow	N/A	N/A	C20393	C40107	C11554	C10218	L7044	C11753	L7045
Cummins ISC	Engines built after Oct '03 w/o factory cast elbow	N/A	N/A	C20393	C40107	C11525	C10218	L7044	C11753	L7045
<i>HX 101(ALL), 111, 113, 122 (HORIZONTAL EXHAUST)</i>										
Cat C7		C16062 (EXB)	C16072 (EXB)	N/A	C40113	C11400	C10319	L7024	C11775	L7043
Cat C9		N/A	N/A	C20278	C40203	C11556	C10319	L7024	C11775	L7043
Cummins ISC	Engines built after Oct '03	N/A	N/A	C20394	C40107	C11526	C10218	L7044	C11753	L7045
<b>CARGO</b>										
Cummins ISB (Pre Oct '02)		N/A	N/A	C10277	N/A	C11542	C10218	L7044	C11753	L7045
	w/ 3" exhaust pipe	N/A	N/A	C10277	N/A	C11542	C10218	L7044	C11753	L7045
	w/ 3 1/2" exhaust pipe	N/A	N/A	C10277	N/A	C11543	C10218	L7044	C11753	L7045
Cummins ISB 02 EGR up to 230 HP	Engines built after Oct '02	N/A	N/A	C10901	C40301	C11606 (EXB) C11604 (PRXB)	C10218	L7044	C11753	L7045
<b>THOMAS BUS</b>										
<i>SAF-LINER HDX</i>										
Cat C7		N/A	N/A	C20353	C40106	C11575 + Cust Supplied Flex	C10319	L7024	C11775	L7043
Cummins ISC	Engines built after Oct '03	TBA	TBA	TBA	TBA	TBA	TBA	TBA	TBA	TBA
<i>SAF-LINER C2</i>										
Cat C7		TBA	TBA	TBA	TBA	TBA	TBA	TBA	TBA	TBA
Cummins B5.9L *	3" Exhaust pipe	C14100 (EXB)	C14200 (EXB)	C10287	N/A	C11542	C10211	L7044	C11773	L7045
	3 1/2" Exhaust pipe	C14150 (EXB)	C14250 (EXB)	C10287	N/A	C11543	C10211	L7044	C11773	L7045
Cummins ISB (Pre Oct '02)	3" Exhaust pipe	C17100 (EXB)	C17200 (EXB)	C10297	N/A	C11542	C10218	L7044	C11753	L7045
	3 1/2" Exhaust pipe	C17150 (EXB)	C17250 (EXB)	C10297	N/A	C11543	C10218	L7044	C11753	L7045
Cummins C8.3L *		N/A	N/A	C20330	N/A	C11541	C10211	L7044	C11753	L7045
Cummins ISC	Engines built before Oct '03	N/A	N/A	C10328	N/A	C11541	C10218	L7044	C11753	L7045

† OBA – ONBOARD AIR  
 \* ENGINES MAY REQUIRE HEAVY DUTY VALVE SPRINGS  
 \*\* CALL TO VERIFY APPLICATION  
 \*\*\* MORE APPLICATIONS AVAILABLE CALL FOR INFORMATION

# Medium Duty Exhaust Brake Application Guide



How to use the Medium Duty Exhaust Brake Application Guide:

- 1 Choose a **COMPLETE KIT**
- 2 Choose an **INDIVIDUAL GROUP**
- 3 Make your own **CUSTOM KIT: BRAKE + MOUNTING GROUP + CONTROL GROUP**

ENGINE***	NOTES	INDIVIDUAL GROUPS								
		COMPLETE KITS		BRAKES		MOUNTING GROUP	CONTROL GROUP w/ ONBOARD AIR		CONTROL GROUP w/o ONBOARD AIR	
		VEHICLES w/ OBA†	VEHICLES w/o OBA†	EXB	PRXB		CONTROL GROUP VEHICLES w/ OBA†	INFO GROUP	CONTROL GROUP VEHICLES w/o OBA†	INFO GROUP
<b>WESTERN STAR</b>										
Cat 3126B/E/C7	3700	C20650 (EXB)	C20655 (EXB)	C20353	C40106	C11558	C10319	L7024	C11775	L7043

## APPLICATIONS USING FOOT SWITCH

All	All w/o ABS, w/o Allison	N/A	N/A	Above	Above	Above	C12051	L7058	C12052	L7059
All	All w/ ABS, w/o Allison	N/A	N/A	Above	Above	Above	Above + C12029	L7058	Above + C12029	L7059
All	All w/o Allison requiring cruise control disable	N/A	N/A	Above	Above	Above	Above + C12053	L7058	Above + C12053	L7059

## APPLICATIONS THAT NEED WARM UP

All	All using foot switch	Above	Above	Above	Above	Above	Above + C12050	Above	Above + C12050	Above
All	All not using foot switch	Above	Above	Above	Above	Above	Above + TBA	Above	Above + TBA	Above

## MISCELLANEOUS UNIVERSAL APPLICATIONS

Cummins C8.3L *	DirectMount	C10320	N/A	C20325	C40100	C11541	C10211	L7044	C11753	L7045
	InLineMount	C12001-65	N/A	C20365	TBA	C11400	C10211	L7044	C11753	L7045
w/ foot switch **	InLineMount w/ 3" Exhaust Pipe	N/A	C12000	C10300	N/A	C11440	C11790	L7009	C11770	L7009
w/ throttle switch **	InLineMount w/ 3" Exhaust Pipe	N/A	C12003	C10300	N/A	C11440	C10211	L7009	C11773	L7009
w/ foot switch **	InLineMount w/ 4" Exhaust Pipe	N/A	N/A	C10300	N/A	C11400	C11790	L7009	C11770	L7009
w/ throttle switch **	InLineMount w/ 4" Exhaust Pipe	C12001	N/A	C10300	N/A	C11400	C10211	L7009	C11773	L7009

## ALLISON AUTOMATIC TRANSMISSION INTERFACE GROUPS - REQUIRED FOR AFTERMARKET INSTALLATIONS

3000 series transmissions in vehicles w/ Allison VIM	C13060E			
3000 series transmissions in vehicles w/o Allison VIM - Freightliner vehicles and Sterling vehicles w/ MX and HX chassis	C13060FE			
1000/2000 series transmissions - not required for Duramax Pickup or Hino Truck applications	C11981			

† OBA – ONBOARD AIR

\* ENGINES MAY REQUIRE HEAVY DUTY VALVE SPRINGS

\*\* CALL TO VERIFY APPLICATION

\*\*\* MORE APPLICATIONS AVAILABLE CALL FOR INFORMATION



APPLICATION	EXHAUST SIZE	DESCRIPTION	PRXB KIT #	SWITCH PAC (OPTIONAL)	ECM BYPASS (OPTIONAL)
-------------	--------------	-------------	------------	-----------------------	-----------------------

**DODGE RAM TRUCKS WITH STANDARD TRANSMISSIONS**

**1994-2002 DirectMount**

<b>1994-1998</b> Cummins 5.9L 6BT 12 Valve Engine with 3" Stock Exhaust with HX/HY35 Turbo	Stock ✳	DirectMount 4" PRXB Exhaust Brake Kit with MAX FLOW Design (Air Actuated). Comes with Air Tank, Hose & Accessories. Includes Heavy Duty Exhaust Valve Springs.	<b>C44072</b>	<b>C18040</b>	<b>Included</b>
<b>1998½</b> Cummins 5.9L ISB 24 Valve Engine with 3" Stock Exhaust with HX/HY35 Turbo	Stock ✳	DirectMount 4" PRXB Exhaust Brake Kit with MAX FLOW Design (Air Actuated). Comes with Air Tank, Hose & Accessories.	<b>C44074</b> + <b>C14004</b>	<b>C18041</b>	<b>C14004</b> (Required)
<b>1999-2002</b> Cummins 5.9L ISB 24 Valve Engine with 3" Stock Exhaust with HX/HY35 Turbo	Stock ✳	DirectMount 4" PRXB Exhaust Brake Kit with MAX FLOW Design (Air Actuated). Comes with Air Tank, Hose & Accessories.	<b>C44074</b>	<b>C18041</b>	<b>C12015</b>

**1994-2002 InLineMount**

<b>1994-1998</b> Cummins 5.9L 6BT 12 Valve Engine	Stock ✳ ✳	InLineMount 4" PRXB High Performance Exhaust Brake Kit (Air Actuated). Comes with Air Tank, Hose & Accessories. <b>If the factory cast elbow has been removed a mounting group must be added.</b>	<b>C44060</b>	<b>C18040</b>	<b>Included</b>
<b>1998½</b> Cummins 5.9L ISB 24 Valve Engine	Stock ✳ ✳	InLineMount 4" PRXB High Performance Exhaust Brake Kit (Air Actuated). Comes with Air Tank, Hose & Accessories. <b>If the factory cast elbow has been removed a mounting group must be added.</b>	<b>C44062</b>	<b>C18041</b>	<b>Included</b>
<b>1999-2002</b> Cummins 5.9L ISB 24 Valve Engine	Stock ✳ ✳	InLineMount 4" PRXB High Performance Exhaust Brake Kit (Air Actuated). Comes with Air Tank, Hose & Accessories. <b>If the factory cast elbow has been removed a mounting group must be added.</b>	<b>C44064</b>	<b>C18041</b>	<b>C12015</b>

\* **NOTE:** All 1994-2002 trucks using a DirectMount kit that have 4" aftermarket exhaust systems require an additional adapter – C11342

\*\* **NOTE:** For vehicle's in which the factory HX/HY35 turbo charger has been changed to an aftermarket turbo charger, use only an inline kit. A mounting group must also be purchased with the kit. **Exhaust Size:** 4" – C11400, 3.5" – C11420, 3" – C11440

**2003-2004½ DirectMount**

<b>2003-2004</b> Cummins 5.9L ISB 24 Valve Engine (Built up to Jan 4, '04)	Stock	DirectMount 4" PRXB High Performance Exhaust Brake Kit (Air Actuated). Comes with Air Tank, Hose & Accessories.	<b>C44030</b>	<b>C18042</b>	<b>C14037</b>
	Stock	DirectMount 4" PRXB High Performance Exhaust Brake Kit (Air Actuated). <b>For Vehicles with Existing Onboard Air.</b>	<b>C44031</b>	<b>C18042</b>	<b>C14037</b>
	Stock	DirectMount 4" PRXB High Performance Exhaust Brake. <b>UPGRADE – Replaces Fixed Orifice Exhaust Brake.</b>	<b>C40110</b> EXHAUST BRAKE ONLY	<b>C18042</b>	<b>C14037</b>

**NOTE:** All above DirectMount 2003-2007 kits will NOT work with Banks Turbo Back Monster® Exhaust. However, they will work with Banks Cat Back Monster® Exhaust.





APPLICATION	EXHAUST SIZE	DESCRIPTION	PRXB KIT #	SWITCH PAC (OPTIONAL)	ECM BYPASS (OPTIONAL)
-------------	--------------	-------------	------------	-----------------------	-----------------------

**DODGE RAM TRUCKS WITH STANDARD TRANSMISSIONS cont'**

**2003-2004½ DirectMount cont'**

<b>2004½</b> Cummins 5.9L ISB 24 Valve Engine (Built Jan 5, '04-Jul 25, '04)	Stock	DirectMount 4" PRXB High Performance Exhaust Brake Kit (Air Actuated). Comes with Air Tank, Hose & Accessories.	<b>C44045</b>	<b>C18042</b>	<b>C20135</b>
	Stock	DirectMount 4" PRXB High Performance Exhaust Brake Kit (Air Actuated). <b>For Vehicles with Existing Onboard Air.</b>	<b>C44037</b>	<b>C18042</b>	<b>C20135</b>
	Stock	DirectMount 4" PRXB High Performance Exhaust Brake. <b>UPGRADE – Replaces Fixed Orifice Exhaust Brake.</b>	<b>C40111</b> EXHAUST BRAKE ONLY	<b>C18042</b>	<b>C20135</b>

**2003-2004½ InLineMount**

<b>2003-2004</b> Cummins 5.9L ISB 24 Valve Engine (Built up to Jan 4, '04)	5"	InLineMount 5" PRXB High Performance Exhaust Brake Kit (Air Actuated). Comes with Air Tank, Hose & Accessories.	<b>C44047</b>	<b>C18042</b>	<b>C14037</b>
<b>2004½</b> Cummins 5.9L ISB 24 Valve Engine (Built Jan 5, '04-Jul 25, '04)	5"	InLineMount 5" PRXB High Performance Exhaust Brake Kit (Air Actuated). Comes with Air Tank, Hose & Accessories.	<b>C44047</b>	<b>C18042</b>	<b>C20135</b>

**NOTE:** All above DirectMount 2003-2007 kits will NOT work with Banks Turbo Back Monster® Exhaust. However, they will work with Banks Cat Back Monster® Exhaust.

**2003-2007 InLineMount**

<b>2003-2007</b> Cummins 5.9L ISB 24 Valve Engine	4"	InLineMount 4" PRXB High Performance Exhaust Brake Kit (Air Actuated). Comes with Air Tank, Hose & Accessories.	<b>C44068</b>	<b>C18042</b>	<b>C14037</b> (2003-2004) <b>C20135</b> (2004½) <b>C20141</b> (2005-2007)
---	----	---	---------------	---------------	---

**2005-2007 DirectMount**

<b>2005</b> Cummins 5.9L ISB 24 Valve Engine (Built Jul 26, '04-Jun 27, '05)	Stock	DirectMount 4" PRXB High Performance Exhaust Brake Kit (Air Actuated). Comes with Air Tank, Hose & Accessories.	<b>C44045</b>	<b>C18042</b>	<b>C20141</b>
	Stock	DirectMount 4" PRXB High Performance Exhaust Brake Kit (Air Actuated). <b>For Vehicles with Existing Onboard Air.</b>	<b>C44037</b>	<b>C18042</b>	<b>C20141</b>
	Stock	DirectMount 4" PRXB High Performance Exhaust Brake. <b>UPGRADE – Replaces Fixed Orifice Exhaust Brake.</b>	<b>C40111</b> EXHAUST BRAKE ONLY	<b>C18042</b>	<b>C20141</b>
<b>2006-2007</b> Cummins 5.9L ISB 24 Valve Engine (Built after Jun 27, '05)	Stock	DirectMount 4" PRXB High Performance Exhaust Brake Kit (Air Actuated). Comes with Air Tank, Hose & Accessories.	<b>C44045</b>	<b>C18042</b>	<b>N/A</b>
	Stock	DirectMount 4" PRXB High Performance Exhaust Brake Kit (Air Actuated). <b>For Vehicles with Existing Onboard Air.</b>	<b>C44037</b>	<b>C18042</b>	<b>N/A</b>
	Stock	DirectMount 4" PRXB High Performance Exhaust Brake. <b>UPGRADE – Replaces Fixed Orifice Exhaust Brake.</b>	<b>C40111</b> EXHAUST BRAKE ONLY	<b>C18042</b>	<b>N/A</b>

**NOTE:** All above DirectMount 2003-2007 kits will NOT work with Banks Turbo Back Monster® Exhaust. However, they will work with Banks Cat Back Monster® Exhaust.



APPLICATION	EXHAUST SIZE	DESCRIPTION	PRXB KIT #	SWITCH PAC (OPTIONAL)	ECM BYPASS (OPTIONAL)
-------------	--------------	-------------	------------	-----------------------	-----------------------

**DODGE RAM TRUCKS WITH STANDARD TRANSMISSIONS cont'**

**2005-2007 InLineMount**

<b>2005</b> Cummins 5.9L ISB 24 Valve Engine (Built Jul 26, '04-Jun 27, '05)	5"	InLineMount 5" PRXB High Performance Exhaust Brake Kit (Air Actuated). Comes with Air Tank, Hose & Accessories.	<b>C44047</b>	<b>C18042</b>	<b>C20141</b>
<b>2006-2007</b> Cummins 5.9L ISB 24 Valve Engine (Built after Jun 27, '05)	5"	InLineMount 5" PRXB High Performance Exhaust Brake Kit (Air Actuated). Comes with Air Tank, Hose & Accessories.	<b>C44047</b>	<b>C18042</b>	<b>N/A</b>

**2007½-2018 InLineMount**

<b>2007½-2018</b> Cummins 6.7L ISB 24 Valve Engine	4"	InLineMount 4" PRXB High Performance Exhaust Brake Kit (Air Actuated). Comes with Air Tank, Hose & Accessories.	<b>C44038</b>	<b>N/A</b>	<b>N/A</b>
<b>2007½-2018</b> Cummins 6.7L ISB 24 Valve Engine	5"	InLineMount 5" PRXB High Performance Exhaust Brake Kit (Air Actuated). Comes with Air Tank, Hose & Accessories.	<b>C44039</b>	<b>N/A</b>	<b>N/A</b>

APPLICATION	EXHAUST SIZE	DESCRIPTION	PRXB KIT #	TRANSMISSION CONTROLLER
-------------	--------------	-------------	------------	-------------------------

**DODGE RAM TRUCKS WITH AUTOMATIC TRANSMISSIONS**

**1994-2002 DirectMount**

<b>1994-1995</b> Cummins 5.9L 6BT 12 Valve Engine - 47RH Auto Trans with 3" Stock Exhaust with HX/HY35 Turbo	Stock ✱	DirectMount 4" PRXB Exhaust Brake Kit with MAX FLOW Design (Air Actuated). Comes with Air Tank, Hose & Accessories. Includes Heavy Duty Exhaust Valve Springs.	<b>C44073</b>	<b>Included</b>
<b>1996-1998</b> Cummins 5.9L 6BT 12 Valve Engine - 47RE Auto Trans with 3" Stock Exhaust with HX/HY35 Turbo	Stock ✱	DirectMount 4" PRXB Exhaust Brake Kit with MAX FLOW Design (Air Actuated). Comes with Air Tank, Hose & Accessories. Includes Heavy Duty Exhaust Valve Springs.	<b>C44076</b>	<b>Included</b>
<b>1998½-2002</b> Cummins 5.9L ISB 24 Valve Engine - 47RE Auto Trans with 3" Stock Exhaust with HX/HY35 Turbo	Stock ✱	DirectMount 4" PRXB Exhaust Brake Kit with MAX FLOW Design (Air Actuated). Comes with Air Tank, Hose & Accessories.	<b>C44075</b>	<b>Included</b>

\* **NOTE:** All 1994-2002 trucks using a DirectMount kit that have 4" aftermarket exhaust systems require an additional adapter – C11342

\*\* **NOTE:** For vehicle's in which the factory HX/HY35 turbo charger has been changed to an aftermarket turbo charger, use only an inline kit. A mounting group must also be purchased with the kit. **Exhaust Size:** 4" – C11400, 3.5" – C11420, 3" – C11440



APPLICATION	EXHAUST SIZE	DESCRIPTION	PRXB KIT #	TRANSMISSION CONTROLLER
-------------	--------------	-------------	------------	-------------------------

**DODGE RAM TRUCKS WITH AUTOMATIC TRANSMISSIONS cont'**

**1994-2002 InLineMount**

<b>1994-1995</b> Cummins 5.9L 6BT 12 Valve Engine - 47RH Auto Trans	Stock ✖ ✖	InLineMount 4" PRXB High Performance Exhaust Brake Kit (Air Actuated). Comes with Air Tank, Hose & Accessories. <b>If the factory cast elbow has been removed a mounting group must be added.</b>	<b>C44059</b>	<b>Included</b>
<b>1996-1998</b> Cummins 5.9L 6BT 12 Valve Engine - 47RE Auto Trans	Stock ✖ ✖	InLineMount 4" PRXB High Performance Exhaust Brake Kit (Air Actuated). Comes with Air Tank, Hose & Accessories. <b>If the factory cast elbow has been removed a mounting group must be added.</b>	<b>C44061</b>	<b>Included</b>
<b>1998½</b> Cummins 5.9L ISB 24 Valve Engine - 47RE Auto Trans	Stock ✖ ✖	InLineMount 4" PRXB High Performance Exhaust Brake Kit (Air Actuated). Comes with Air Tank, Hose & Accessories. <b>If the factory cast elbow has been removed a mounting group must be added.</b>	<b>C44063</b>	<b>Included</b>
<b>1999-2002</b> Cummins 5.9L ISB 24 Valve Engine - 47RE Auto Tran	Stock ✖ ✖	InLineMount 4" PRXB High Performance Exhaust Brake Kit (Air Actuated). Comes with Air Tank, Hose & Accessories. <b>If the factory cast elbow has been removed a mounting group must be added.</b>	<b>C44065</b>	<b>Included</b>

\* **NOTE:** All 1994-2002 trucks using a DirectMount kit that have 4" aftermarket exhaust systems require an additional adapter – C11342

\*\* **NOTE:** For vehicle's in which the factory HX/HY35 turbo charger has been changed to an aftermarket turbo charger, use only an inline kit. A mounting group must also be purchased with the kit. **Exhaust Size:** 4" – C11400, 3.5" – C11420, 3" – C11440

**2003-2004½ DirectMount**

<b>2003-2004</b> Cummins 5.9L ISB 24 Valve Engine - 47 / 48RE Auto Trans (Built up to Jan 4, '04)	Stock	DirectMount 4" PRXB High Performance Exhaust Brake Kit (Air Actuated). Comes with Air Tank, Hose & Accessories.	<b>C44049</b>	<b>Included</b>
	Stock	DirectMount 4" PRXB High Performance Exhaust Brake Kit (Air Actuated). <b>For Vehicles with Existing Onboard Air.</b>	<b>C44032</b>	<b>Included</b>
	Stock	DirectMount 4" PRXB High Performance Exhaust Brake. <b>UPGRADE – Replaces Fixed Orifice Exhaust Brake.</b>	<b>C40110</b> EXHAUST BRAKE ONLY	<b>Not Included</b>
<b>2004½</b> Cummins 5.9L ISB 24 Valve Engine - 48RE Auto Trans (Built Jan 5, '04-Jul 25, '04)	Stock	DirectMount 4" PRXB High Performance Exhaust Brake Kit (Air Actuated). Comes with Air Tank, Hose & Accessories.	<b>C44052</b>	<b>Included</b>
	Stock	DirectMount 4" PRXB High Performance Exhaust Brake Kit (Air Actuated). <b>For Vehicles with Existing Onboard Air.</b>	<b>C44033</b>	<b>Included</b>
	Stock	DirectMount 4" PRXB High Performance Exhaust Brake. <b>UPGRADE – Replaces Fixed Orifice Exhaust Brake.</b>	<b>C40111</b> EXHAUST BRAKE ONLY	<b>Not Included</b>

**NOTE:** All above DirectMount 2003-2007 kits will NOT work with Banks Turbo Back Monster® Exhaust. However, they will work with Banks Cat Back Monster® Exhaust.



APPLICATION	EXHAUST SIZE	DESCRIPTION	PRXB KIT #	TRANSMISSION CONTROLLER
-------------	--------------	-------------	------------	-------------------------

**DODGE RAM TRUCKS WITH AUTOMATIC TRANSMISSIONS cont'**

**2003-2004 1/2 InLineMount**

<b>2003-2004</b> Cummins 5.9L ISB 24 Valve Engine - 47/48RE Auto Trans (Built up to Jan 4, '04)	5"	InLineMount 5" PRXB High Performance Exhaust Brake Kit (Air Actuated). Comes with Air Tank, Hose & Accessories.	<b>C44051</b>	<b>Included</b>
<b>2004 1/2</b> Cummins 5.9L ISB 24 Valve Engine - 48RE Auto Trans (Built Jan 5, '04-Jul 25, '04)	5"	InLineMount 5" PRXB High Performance Exhaust Brake Kit (Air Actuated). Comes with Air Tank, Hose & Accessories.	<b>C44051</b>	<b>Included</b>

**NOTE:** All above DirectMount 2003-2007 kits will NOT work with Banks Turbo Back Monster® Exhaust. However, they will work with Banks Cat Back Monster® Exhaust.

**2003-2007 InLineMount**

<b>2003-2005</b> Cummins 5.9L ISB 24 Valve Engine - 47/48RE Auto Trans (Built up to Jun 27, '05)	4"	InLineMount 4" PRXB High Performance Exhaust Brake Kit (Air Actuated). Comes with Air Tank, Hose & Accessories.	<b>C44067</b>	<b>Included</b>
<b>2006-2007</b> Cummins 5.9L ISB 24 Valve Engine - 48RE Auto Trans (Built after Jun 27, '05)	4"	InLineMount 4" PRXB High Performance Exhaust Brake Kit (Air Actuated). Comes with Air Tank, Hose & Accessories.	<b>C44068</b>	<b>N/A</b>

**2005-2007 DirectMount**

<b>2005</b> Cummins 5.9L ISB 24 Valve Engine - 48RE Auto Trans (Built up to Jun 27, '05)	Stock	DirectMount 4" PRXB High Performance Exhaust Brake Kit (Air Actuated). Comes with Air Tank, Hose & Accessories.	<b>C44052</b>	<b>Included</b>
	Stock	DirectMount 4" PRXB High Performance Exhaust Brake Kit (Air Actuated). <b>For Vehicles with Existing Onboard Air.</b>	<b>C44033</b>	<b>Included</b>
	Stock	DirectMount 4" PRXB High Performance Exhaust Brake. <b>UPGRADE – Replaces Fixed Orifice Exhaust Brake.</b>	<b>C40111</b> EXHAUST BRAKE ONLY	<b>Not Included</b>
<b>2006-2007</b> Cummins 5.9L ISB 24 Valve Engine - 48RE Auto Trans (Built after Jun 27, '05)	Stock	DirectMount 4" PRXB High Performance Exhaust Brake Kit (Air Actuated). Comes with Air Tank, Hose & Accessories.	<b>C44045</b>	<b>N/A</b>
	Stock	DirectMount 4" PRXB High Performance Exhaust Brake Kit (Air Actuated). <b>For Vehicles with Existing Onboard Air.</b>	<b>C44037</b>	<b>N/A</b>
	Stock	DirectMount 4" PRXB High Performance Exhaust Brake. <b>UPGRADE – Replaces Fixed Orifice Exhaust Brake.</b>	<b>C40111</b> EXHAUST BRAKE ONLY	<b>N/A</b>

**NOTE:** All above DirectMount 2003-2007 kits will NOT work with Banks Turbo Back Monster® Exhaust. However, they will work with Banks Cat Back Monster® Exhaust



APPLICATION	EXHAUST SIZE	DESCRIPTION	PRXB KIT #	TRANSMISSION CONTROLLER
-------------	--------------	-------------	------------	-------------------------

**DODGE RAM TRUCKS WITH AUTOMATIC TRANSMISSIONS cont'**

**2005-2007 InLineMount**

<b>2005</b> Cummins 5.9L ISB 24 Valve Engine - 48RE Auto Trans (Built up to Jun 27, '05)	5"	InLineMount 5" PRXB High Performance Exhaust Brake Kit (Air Actuated). Comes with Air Tank, Hose & Accessories.	<b>C44051</b>	<b>Included</b>
<b>2006-2007</b> Cummins 5.9L ISB 24 Valve Engine - 48RE Auto Trans (Built after Jun 27, '05)	5"	InLineMount 5" PRXB High Performance Exhaust Brake Kit (Air Actuated). Comes with Air Tank, Hose & Accessories.	<b>C44047</b>	<b>N/A</b>

**2007½-2018 InLineMount**

<b>2007½-2018</b> Cummins 6.7L ISB 24 Valve Engine - 68RFE Auto Trans	4"	InLineMount 4" PRXB High Performance Exhaust Brake Kit (Air Actuated). Comes with Air Tank, Hose & Accessories.	<b>C44038</b>	<b>N/A</b>
<b>2007½-2018</b> Cummins 6.7L ISB 24 Valve Engine - 68RFE Auto Trans	5"	InLineMount 5" PRXB High Performance Exhaust Brake Kit (Air Actuated). Comes with Air Tank, Hose & Accessories.	<b>C44039</b>	<b>N/A</b>

APPLICATION	DESCRIPTION	PRXB KIT #	SWITCH PAC (OPTIONAL)	ECM BYPASS (OPTIONAL)
-------------	-------------	------------	-----------------------	-----------------------

**FORD TRUCKS WITH STANDARD TRANSMISSIONS**

**1995-2007 InLineMount**

<b>1995-1998</b> Powerstroke 7.3L 16 Valve Engine (Built before November 1998)	InLineMount 4" PRXB High Performance Exhaust Brake Kit (Air Actuated). Comes with Air Tank, Hose & Accessories.	<b>C40008</b>	<b>N/A</b>	<b>N/A</b>
<b>1999-2003</b> Powerstroke 7.3L 16 Valve Engine (Built November 1998 & newer)	InLineMount 4" PRXB High Performance Exhaust Brake Kit (Air Actuated). Comes with Air Tank, Hose & Accessories.	<b>C40009</b>	<b>C18041</b>	<b>N/A</b>
<b>2003-2007</b> Powerstroke 6.0L 32 Valve Engine	InLineMount 4" PRXB Exhaust Brake Kit (Air Actuated). Comes with Air Tank, Hose & Accessories.	<b>C40010</b>	<b>Included</b>	<b>N/A</b>

**NOTE:** All above kits are for vehicles with factory exhaust systems. Vehicles with aftermarket 4" O.D. exhaust systems will need 2 adapters – C11342



APPLICATION	DESCRIPTION	PRXB KIT #	SWITCH PAC (OPTIONAL)	TRANSMISSION CONTROLLER
<b>FORD TRUCKS WITH AUTOMATIC TRANSMISSIONS</b>				
<b>1995-2007 InLineMount</b>				
<b>1995-1998</b> Powerstroke 7.3L 16 Valve Engine - E40D Auto Trans (Built before November 1998)	InLineMount 4" PRXB High Performance Exhaust Brake Kit (Air Actuated). Comes with Air Tank, Hose & Accessories.	<b>C40008</b>	<b>N/A</b>	<b>REQUIRED</b>
<b>1999-2003</b> Powerstroke 7.3L 16 Valve Engine - 4R110 Auto Trans (Built November 1998 & newer)	InLineMount 4" PRXB High Performance Exhaust Brake Kit (Air Actuated). Comes with Air Tank, Hose & Accessories.	<b>C40019</b>	<b>N/A</b>	<b>Included</b>
<b>2003-2007</b> Powerstroke 6.0L 32 Valve Engine - 5R140 Auto Trans	InLineMount 4" PRXB Exhaust Brake Kit with (Air Actuated). Comes with Air Tank, Hose & Accessories.	<b>C40007</b>	<b>N/A</b>	<b>Included</b>

**NOTE:** All above kits are for vehicles with factory exhaust systems. Vehicles with aftermarket 4" O.D. exhaust systems will need 2 adapters – C11342

APPLICATION	DESCRIPTION	PRXB KIT #
<b>GM TRUCKS WITH AUTOMATIC TRANSMISSIONS (LB7/LLY/LBZ)</b>		
<b>2001-2007 InLineMount</b>		
<b>2001-2005</b> Duramax 6.6L 32 Valve Engine-Allison 1000 Series Auto Trans without optional 2nd alternator	InLineMount 4" PRXB High Performance Exhaust Brake Kit (Air Actuated). Comes with Air Tank, Hose & Accessories.	<b>C40075</b>
<b>2006-2007 Classic</b> Duramax 6.6L 32 Valve Engine-Allison 1000 Series Auto Trans without optional 2nd alternator	InLineMount 4" PRXB High Performance Exhaust Brake Kit (Air Actuated). Comes with Air Tank, Hose & Accessories.	<b>C40070</b>

**NOTE:** C40070 & C40075 Kits are designed for vehicles without optional 2nd alternator. Vehicles with the 2nd alternator, will have to fabricate their own mounting for the compressor.

All above kits are for vehicles with factory exhaust systems. Vehicles with aftermarket 4" O.D. exhaust systems will need 2 adapters – C11342

**CHECK VIN #:** Check the vehicles VIN to confirm the 8th digit is either a 1, 2 or letter D. These vehicles are approved for Pacbrake PRXB kits

	8TH DIGIT OF VIN	YEARS	ENGINE RPO CODE	PRXB PART #	DESCRIPTION/APPLICATION
VIN NUMBER	1 or 2	2001-2005	LB7/LLY	C40075	Automatic Transmission only. Vehicles without optional 2nd alternator
	D	2006-2007	LLY/LBZ	C40070	Automatic Transmission only. Vehicles without optional 2nd alternator
	D	2006-2007.5	LLY/LBZ	C40070	Automatic Transmission only. Vehicles without optional 2nd alternator

**MAINTENANCE**

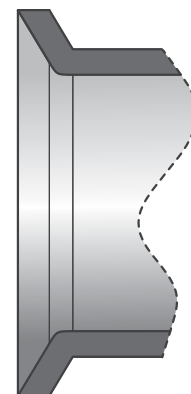
**Superlube** – Exhaust Brake Maintenance

**C18037**

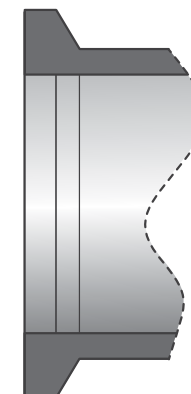


ENGINE MODEL	FLANGE	PRXB PART#	FRONT CLAMP ATTACHES TO TURBO	REAR CLAMP ATTACHES TO EXHAUST
<b>RV UPGRADES (BRAKE ONLY)</b>				
Cummins <b>C8.3</b>	4" Half Marmon	<b>C40100</b>	C11355 (x1)	C11350 (x1)
Cummins <b>C8.3</b>	4" Full Marmon	<b>C40101</b>	C10310 (x1)	C11350 (x1)
Cummins <b>ISL †</b>	4" Half Marmon	<b>C40102</b>	C11355 (x1)	C11350 (x1)
Cummins <b>ISL †</b>	4" Full Marmon	<b>C40103</b>	C11355 (x1)	C11350 (x1)
Caterpillar <b>3116 / 3116E / 3126</b>	4" Full Marmon	<b>C40105</b>	C10310 (x1)	C11350 (x1)
Caterpillar <b>3126B / C-7</b>	4" Full Marmon	<b>C40106</b>	C10310 (x1)	C11350 (x1)
Cummins <b>ISC</b>	4" Full Marmon	<b>C40107</b>	C10310 (x1)	C11350 (x1)
Cummins <b>ISC</b>	4" Full Marmon	<b>C40108</b>	C11355 (x1)	C11350 (x1)
Cummins <b>ISC</b>	4" Half Marmon	<b>C40109</b>	C11355 (x1)	C11350 (x1)
Caterpillar <b>3126B / C-7</b>	4" Inline	<b>C40113</b>	C11350 (x2)	
Cummins <b>ISL †</b>	4" Full Marmon	<b>C40114</b>	C10310 (x1)	C11350 (x1)
Cummins <b>C8.3</b>	4" Inline	<b>C40115</b>	C11350 (x2)	
Cummins <b>ISB</b>	4" Inline	<b>C40116</b>	C11350 (x2)	
Cummins <b>ISC</b>	4" Inline	<b>C40117</b>	C11350 (x2)	
Caterpillar <b>3116 / 3126</b>	4" Inline	<b>C40119</b>	C11350 (x2)	
Caterpillar <b>C-9</b>	5" Full Marmon	<b>C40203</b>	C11750 (x1)	C10620 (x1)
Caterpillar <b>C-9</b>	5" Inline	<b>C40206</b>	C10720 (x1)	C10620 (x1)
Cummins <b>ISB</b> pre Oct '02	3.5" Full Marmon	<b>C40301</b>	C14094 (x1)	C20063 (x1)
Cummins <b>ISB</b> post Oct '02	3.5" Full Marmon	<b>C40304</b>	C14094 (x1)	C20063 (x1)
Cummins <b>ISC/ISL</b>	3.5" Full Marmon	<b>C40017*</b>	C11355 (x1)	C20065 (x1)
Cummins <b>ISC CPL 1096</b> Only †	3.5" Full Marmon	<b>C40020*</b>	C11355 (x1)	C20065 (x1)

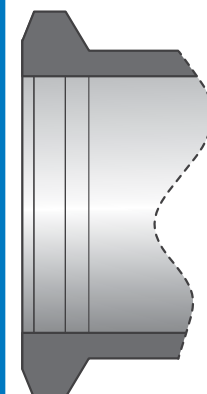
**FLANGE STYLES**



**FULL MARMON**



**HALF MARMON**



**INLINE**

† ISL WITH CPL 1096 MUST USE C40020

\* KIT INCLUDES STAINLESS STEEL V-CLAMPS.