

APH-CH01

Speaker connection harness for select
2007-2017 Chrysler Dodge Jeep and Ram
vehicles with factory amplified sound systems

Introduction and Features

The APH-CH01 simplifies speaker wire connections when adding aftermarket amplifiers. Aftermarket amplifiers can be easily added with no need to cut or modify a vehicle's original wiring. Each pair of wires has been labeled with the corresponding speaker name.

Installation Notes

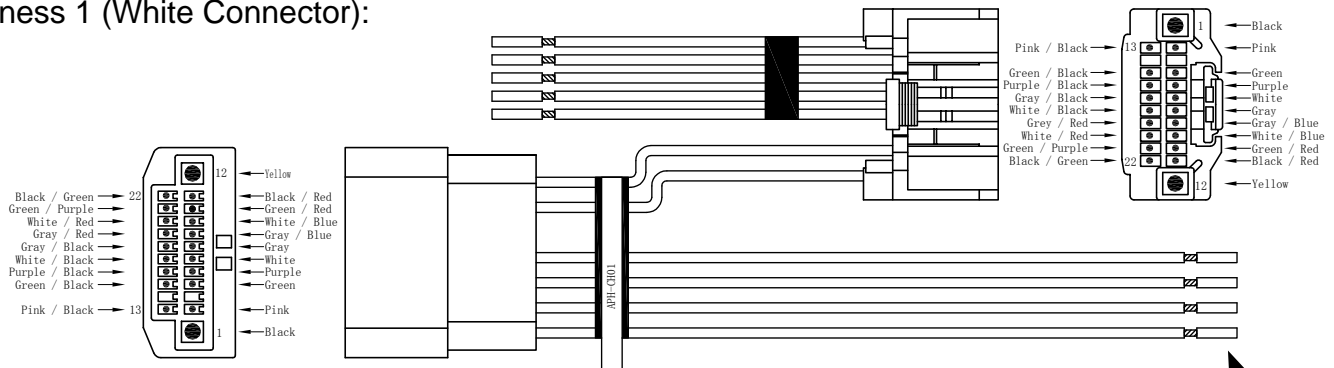
1. It is always best to use a tone generator (PAC Part# TL-PTG2) to verify that the tables in this manual, and the labels on the wires, match the wiring in your specific vehicle.
2. Connection of the male Black 16-pin connector is only necessary if you are leaving factory speakers connected to the factory amplifier.
3. The White 22-pin connector from the APH-CH01 must be connected to the factory amplifier when using a PAC AmpPRO Interface.
4. Not all applicable vehicles will come equipped with a corresponding speaker for all of the wires populated in our harness. It is important to understand which speakers the vehicle is equipped with.
5. If you are leaving any of the factory speakers connected to the factory amplifier, simply connect the speaker wires (color for color) between the male and female connectors. For example: If you want the rear speakers to be powered by the factory amplifier, simply connect the Green, Green / Black, Purple and Purple / Black wires from the male connector to the Green, Green / Black, Purple and Purple / Black wires from the female connector.

Installation Steps

1. Locate the vehicles factory amplifier and disconnect the White 22-pin and Black 16-pin connectors.
2. Connect the APH-CH01 harness to the connectors that were disconnected in the previous step.
3. Connect the male connectors from the APH-CH01 to the amplifier.
4. Connect the longer loose wires from the APH-CH01 to your aftermarket amplifier or passive crossovers according to the tables in this manual.

Wiring Overview

Harness 1 (White Connector):



Pin Number	Wire Color	Wires Description	Label
1	Black	Pass through (Ground)	
12	Yellow	Pass through (Constant 12v)	
2	Pink	Pass through (CAN +)	
13	Pink / Black	Pass through (CAN -)	
4	Green	Pass through (Left Rear Input)	
15	Green / Black		
5	Purple	Pass through (Right Rear Input)	
16	Purple / Black		
6	White	Pass through (Left Front Input)	
17	White / Black		
7	Gray	Pass through (Right Front Input)	
18	Gray / Black		
8	Gray / Blue	Front Right Tweeter -	Front Right Tweeter
19	Gray / Red	Front Right Tweeter +	
9	White / Blue	Front Left Tweeter -	Front Left Tweeter
20	White / Red	Front Left Tweeter +	
10	Green / Red	Rear Left Tweeter +	Rear Left Tweeter
21	Green / Purple	Rear Left Tweeter -	
11	Black / Red	Sub 2 +	Subwoofer 2
22	Black / Green	Sub 2 -	

Connect to aftermarket amplifier
or passive crossover.

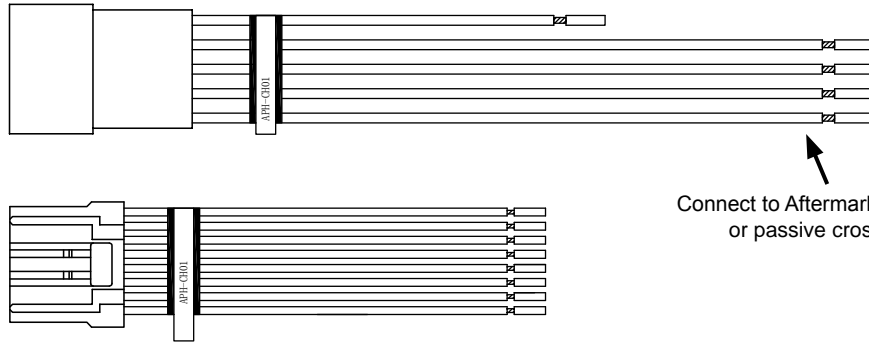
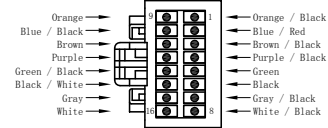
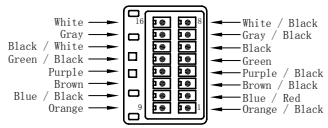


APH-CH01

Speaker connection harness for select
2007-2017 Chrysler Dodge Jeep and Ram
vehicles with factory amplified sound systems

Wiring Overview (cont.)

Harness 2 (Black Connector):



Connect to Aftermarket amplifier
or passive crossover.

Pin Number	Wire Color	Wires Description	Label
1	Orange	For Future Use	
9	Orange / Black	For Future Use	
2	Blue / Black	Rear Right Tweeter -	Rear Right Tweeter
10	Blue / Red	Rear Right Tweeter +	
3	Brown	Center Channel +	Center Channel
11	Brown / Black	Center Channel -	
4	Purple	Rear Right Midrange +	Rear Right Midrange
12	Purple / Black	Rear Right Midrange -	
5	Green / Black	Rear Left Midrange -	Rear Left Midrange
13	Green	Rear Left Midrange +	
6	Black / White	Sub 1 -	Subwoofer 1
14	Black	Sub 1 +	
7	Gray	Front Right Midrange +	Front Right Midrange
15	Gray / Black	Front Right Midrange -	
8	White	Front Left Midrange +	Front Left Midrange
16	White / Black	Front Left Midrange -	

