


**Note: Drilling into body is required.**


Hardware included shown on right.

Tools required:


- 3/8" nut driver
- 12mm & 17mm Metric sockets
- 1/2" Standard socket
- Drill



Insert clip nut in forward bed cross member and remove bolt holding fender brace in rearward cross member. (Driver side shown in all photos.)



Attach FL73D on bed cross members as shown using 5/16" bolt into inserted clip nut and factory bolt back into fender brace. Use one 3/4" long self drilling screw in each bracket. Remove bed mounting bolt.



Attach FL74 and angle supports as to FL73's as shown. Snug bolts but do not tighten at this time.



Attach twisted strap using bed mounting bolt removed in step two and one 5/16" bolt and nut as shown.



Aluminum  
IN337

2007- C GMC & Chevy  
Dually Box Board

Product No OC9438EDX  
10-1021 Bracket kit

8-08-07

