

New Products


Suspension Tools



C-Frame Update Kit

Kit contains two adapters which, when coupled with a large C-frame (such as OTC No. 6736 or the C-frame included in No. 8031 SUV Ball Joint Kit) make it possible to use any adapter found in the 6530 Ball Joint Super Set.

No. 6730 – C-Frame update kit. Wt., 1 lb., 12 oz.



Ford Ball Joint Adapter Update Kit

Use this three-piece tool kit, along with OTC Ball Joint Kit No. 7918 or 6530, to remove and install upper and lower ball joints on the following Ford vehicles:

F-150	1997–2003
F-250	1997–2004
F-350	1992–2004
F-450	1999–2002
F-550	1999–2002
Excursion	2000–2004
Expedition	1997–2002
Explorer	1995–2004
Ranger	1998–2004

No. 6731 – Ford ball joint adapter update kit. Wt., 2 lbs., 2 oz.




GM Ball Joint Adapter Update Kit

Use this four-piece tool kit, along with OTC Ball Joint Kit No. 7918 or 6530, to remove and install upper and lower ball joints on the following GM vehicles:

TrailBlazer & Envoy	2002–2007
1500 Silverado	1999–2004
Suburban & Tahoe	1995–2004
Avalanche	2002–2004
Escalade	1999–2004
Express & Savanna	2003–2004
Hummer H2	2003–2004

No. 6732 – GM ball joint adapter update kit. Wt., 3 lbs., 4 oz.



Asian Vehicle Ball Joint Adapter Update Kit

Use this two-piece tool kit, along with OTC Ball Joint Kit No. 6530, to remove and install lower ball joints on the following Honda and Toyota vehicles:

Honda CR-V	1997–2006
Honda Odyssey	1995–2004
Toyota 4Runner	1996–2006
Toyota Sequoia	2001–2003
Toyota Tacoma	1995–2006

No. 6733 – Asian vehicle ball joint adapter update kit. Wt., 2 lbs., 2 oz.

New Products

Suspension Tools

Honda/Acura Ball Joint Adapter Update Kit

Use this three-piece tool kit, along with OTC C-frame No. 7248, to remove and install lower ball joints on the following Honda and Acura vehicles:

Honda Accord Sedan	2003–2007
Honda Accord Coupe	2003–2007
Acura TSX	2004–2007

No. 6734 – Honda/Acura ball joint adapter update kit. Wt., 3 lbs., 7 oz.

Sprinter Van Front End Kit (Available in January 2008)

- Eight piece kit contains the tools needed to service lower ball joints on 2004–'07 Dodge Sprinter vans: tie rod remover / separator; wheel alignment studs; ball joint remover; driver, receiver, and installing rings.
- Use this kit with OTC No. 6736 C-frame.

No. 6735 – Sprinter Van ball joint kit. Wt., 2 lbs., 8 oz.

Large C-Frame (Available in January 2008)

- Required for use with No. 6735 Sprinter Van Ball Joint Kit.
- When used with OTC No. 6730 Update Kit, you can expand the applications of OTC Nos. 7249, 7918, and 6530 Ball Joint Kits.


No. 6736 – Large C-frame. Wt., 10 lbs., 4 oz.

Ball Joint Super Set

This set allows for the removal and installation of press-fit ball joints on many GM and Ford light-duty trucks, vans, and SUVs through 2003; Dodge light trucks through 1998; Dodge vans, Durango, and Dakota through 2003; and Honda Accord, Civic, del Sol, and Prelude through 2001.

- Combines the popular OTC 7249, 7918, and 7996 ball joint sets into one SUPER set, competitively priced.
- The OTC designed and produced C-frame tool can be used alone to remove and replace universal joints.
- Comes complete with an application cross-reference and instructions in a blow-molded case.

No. 6530 – Ball joint super set.



6734



6735



6736



6530