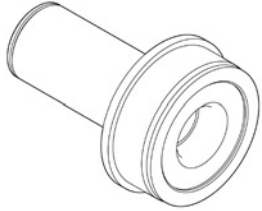
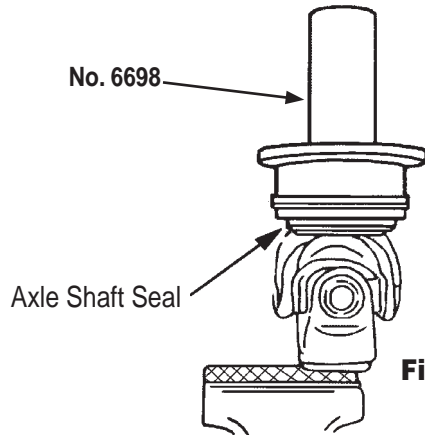


## No. 6698 Ford Axle Shaft Seal Installer

*Application: 2005–newer Ford F-450 & F-550 4x4 trucks w/ vacuum-operated front axle*



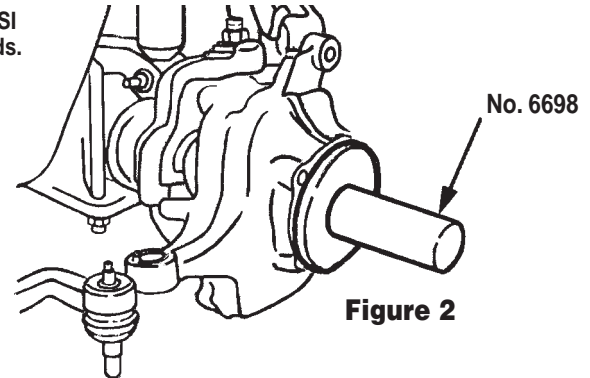
1. Place the axle shaft seal onto the axle shaft.
2. Position No. 6698 over the seal as shown in Fig. 1, and use a hammer to seat the seal onto the shaft.
3. Insert the axle shaft into the axle housing.
4. Position No. 6698 over the shaft as shown in Fig. 2, and use a hammer to install the axle shaft seal into the wheel knuckle.



**Figure 1**



**CAUTION:** To prevent personal injury, wear eye protection that meets ANSI Z87.1 and OSHA standards.



**Figure 2**

# OTC

Feel the difference with OTC.

Shop for other automotive tools on our website.