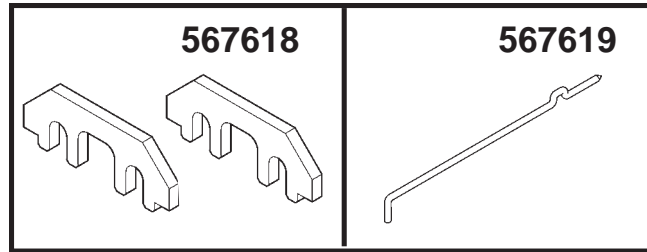


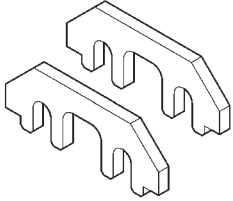
**Parts List & Operating Instructions for**  
**No. 6682 Ford 3.5L, 3.7L, 4.0L Engine Cam Tool Kit**



| <b>Ford Tool Application Chart</b> |                  |        |   |                  |                        |                      |
|------------------------------------|------------------|--------|---|------------------|------------------------|----------------------|
| Year                               | Model            | Engine | Tool Description  | Part No.         | Ford American Part No. | Ford Global Part No. |
| 2007-2014                          | Edge             | 3.5L   | Camshaft Holding Tool<br>Chain Tensioner Hold Down Tool | 567618<br>567619 |                        | 303-1248<br>303-1530 |
| 2011-2014                          | Edge             | 4.0L   | Camshaft Holding Tool<br>Chain Tensioner Hold Down Tool | 567618<br>567619 |                        | 303-1248<br>303-1530 |
| 2011-2014                          | Explorer         | 3.5L   | Camshaft Holding Tool<br>Chain Tensioner Hold Down Tool | 567618<br>567619 |                        | 303-1248<br>303-1530 |
| 2011-2014                          | F-150            | 3.5L   | Camshaft Holding Tool<br>Chain Tensioner Hold Down Tool | 567618<br>567619 |                        | 303-1248<br>303-1530 |
| 2011-2014                          | F-150            | 3.7L   | Camshaft Holding Tool<br>Chain Tensioner Hold Down Tool | 567618<br>567619 |                        | 303-1248<br>303-1530 |
| 2011-2012                          | F-150            | 4.0L   | Camshaft Holding Tool<br>Chain Tensioner Hold Down Tool | 567618<br>567619 |                        | 303-1248<br>303-1530 |
| 2012-2014                          | Flex             | 3.5L   | Camshaft Holding Tool<br>Chain Tensioner Hold Down Tool | 567618<br>567619 |                        | 303-1248<br>303-1530 |
| 2010-2012                          | Fusion Hybrid    | 3.5L   | Camshaft Holding Tool<br>Chain Tensioner Hold Down Tool | 567618<br>567619 |                        | 303-1248<br>303-1530 |
| 2007-2011                          | Milan            | 3.5L   | Camshaft Holding Tool<br>Chain Tensioner Hold Down Tool | 567618<br>567619 |                        | 303-1248<br>303-1530 |
| 2010-2014                          | MKS              | 3.5L   | Camshaft Holding Tool<br>Chain Tensioner Hold Down Tool | 567618<br>567619 |                        | 303-1248<br>303-1530 |
| 2009-2014                          | MKS              | 3.7L   | Camshaft Holding Tool<br>Chain Tensioner Hold Down Tool | 567618<br>567619 |                        | 303-1248<br>303-1530 |
| 2010-2014                          | MKT              | 3.5L   | Camshaft Holding Tool<br>Chain Tensioner Hold Down Tool | 567618<br>567619 |                        | 303-1248<br>303-1530 |
| 2010-2014                          | MKT              | 3.7L   | Camshaft Holding Tool<br>Chain Tensioner Hold Down Tool | 567618<br>567619 |                        | 303-1248<br>303-1530 |
| 2007-2012                          | MKX              | 3.5L   | Camshaft Holding Tool<br>Chain Tensioner Hold Down Tool | 567618<br>567619 |                        | 303-1248<br>303-1530 |
| 2011-2014                          | MKX              | 3.7L   | Camshaft Holding Tool<br>Chain Tensioner Hold Down Tool | 567618<br>567619 |                        | 303-1248<br>303-1530 |
| 2011-2012                          | MKX              | 4.0L   | Camshaft Holding Tool<br>Chain Tensioner Hold Down Tool | 567618<br>567619 |                        | 303-1248<br>303-1530 |
| 2007-2012                          | MKZ              | 3.5L   | Camshaft Holding Tool<br>Chain Tensioner Hold Down Tool | 567618<br>567619 |                        | 303-1248<br>303-1530 |
| 2013-2014                          | MKZ              | 3.7L   | Camshaft Holding Tool<br>Chain Tensioner Hold Down Tool | 567618<br>567619 |                        | 303-1248<br>303-1530 |
| 2011-2014                          | Mustang          | 3.7L   | Camshaft Holding Tool<br>Chain Tensioner Hold Down Tool | 567618<br>567619 |                        | 303-1248<br>303-1530 |
| 2011-2012                          | Mustang          | 4.0L   | Camshaft Holding Tool<br>Chain Tensioner Hold Down Tool | 567618<br>567619 |                        | 303-1248<br>303-1530 |
| 2008-2012                          | Sable            | 3.5L   | Camshaft Holding Tool<br>Chain Tensioner Hold Down Tool | 567618<br>567619 |                        | 303-1248<br>303-1530 |
| 2008-2012                          | Taurus, Taurus X | 3.5L   | Camshaft Holding Tool<br>Chain Tensioner Hold Down Tool | 567618<br>567619 |                        | 303-1248<br>303-1530 |

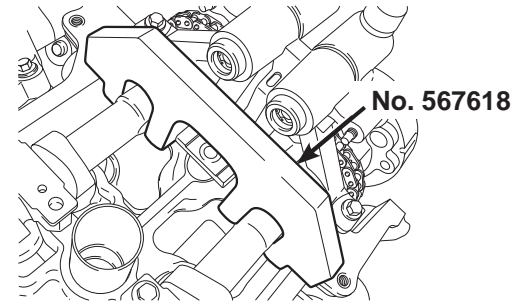
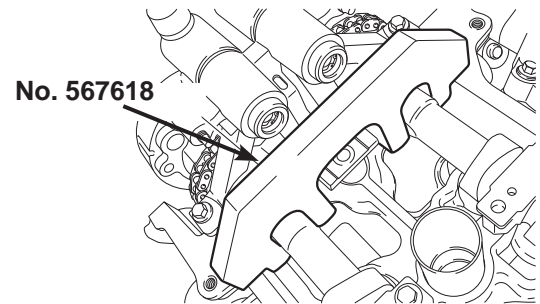
## 567618 Ford Camshaft Holding Tool

Application: 2007 – 2014 3.5L Edge  
2011 – 2014 4.0L Edge  
2011 – 2014 3.5L Explorer, F-150  
2011 – 2014 3.7L F-150, MKX  
2011 – 2012 4.0L F-150, MKX, Mustang  
2012 – 2014 3.5L Flex  
2010 – 2012 3.5L Fusion Hybrid  
2007 – 2011 3.5L Milan  
2010 – 2014 3.5L MKS, MKT  
2009 – 2014 3.7L MKS  
2010 – 2014 3.7L MKT  
2007 – 2012 3.5L MKX, MKZ  
2013 – 2014 3.7L MKZ  
2011 – 2014 3.7L Mustang  
2008 – 2012 3.5L Sable  
2008 – 2014 3.5L Taurus, Taurus X



*NOTE: The camshaft holding tool will hold the camshafts in the Top Dead Center (TDC) position.*

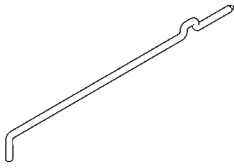
1. Rotate the engine to No. 1 TDC.
2. Install the 567618 on to the flats of the camshaft.
3. Perform camshaft service as required.
4. Refer to the vehicle service manual for the correct camshaft to crankshaft timing procedure.



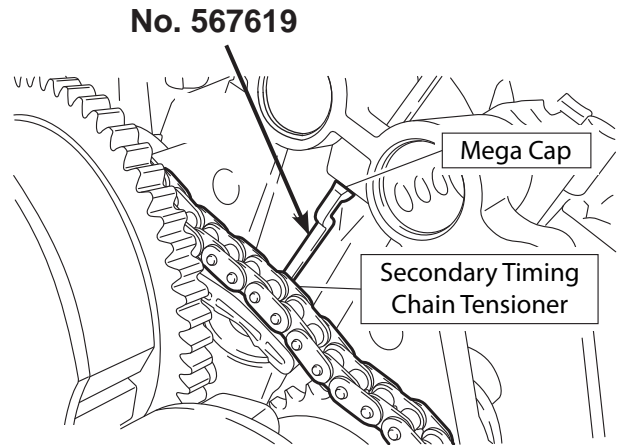
**WARNING:** Wear eye protection that meets ANSI Z87.1 and OSHA standards.

## 567619 Ford Chain Tensioner Hold Down Tool

- Application:
- 2007 – 2014 3.5L Edge
  - 2011 – 2014 4.0L Edge
  - 2011 – 2014 3.5L Explorer, F-150
  - 2011 – 2014 3.7L F-150, MKX
  - 2011 – 2012 4.0L F-150, MKX, Mustang
  - 2012 – 2014 3.5L Flex
  - 2010 – 2012 3.5L Fusion Hybrid
  - 2007 – 2011 3.5L Milan
  - 2010 – 2014 3.5L MKS, MKT
  - 2009 – 2014 3.7L MKS
  - 2010 – 2014 3.7L MKT
  - 2007 – 2012 3.5L MKX, MKZ
  - 2013 – 2014 3.7L MKZ
  - 2011 – 2014 3.7L Mustang
  - 2008 – 2012 3.5L Sable
  - 2008 – 2014 3.5L Taurus, Taurus X



1. Insert the 567619 through the hole in the top of the mega cap.
2. Compress the secondary timing chain tensioner and install the 567619 in the hole on the rear of the secondary timing chain tensioner guide. Position the Chain Tensioner Hold Down Tool against the mega cap to retain the tensioner in the compressed position.
3. Perform service to secondary timing chain as required according to vehicle service manual.



**WARNING:** Wear eye protection that meets ANSI Z87.1 and OSHA standards.