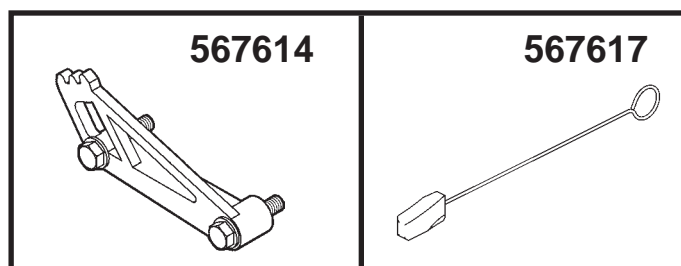
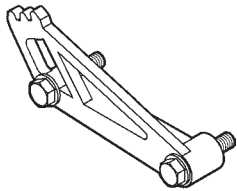


# **Parts List & Operating Instructions for** **No. 6681 Ford 4.6L, 5.4L, 6.8L 3-Valve Engine** **Cam Tool Kit**



<b>Ford Tool Application Chart</b>						
Year	Model	Engine	Tool Description	Part No.	Ford American Part No.	Ford Global Part No.
2005-2012	Expedition	5.4L 3V	Cam Phaser Holding Tool Timing Chain Locking Tool	567614 567617		303-1046 303-1175
2006-2010	Explorer	4.6L 3V	Cam Phaser Holding Tool Timing Chain Locking Tool	567614 567617		303-1046 303-1175
2009-2010	F-150	4.6L 3V	Timing Chain Locking Tool	567617		303-1175
2004-2010	F-150	5.4L 3V	Cam Phaser Holding Tool Timing Chain Locking Tool	567614 567617		303-1046 303-1175
2006-2014	F-53 Motorhome Chassis	6.8	Timing Chain Locking Tool	567617		303-1175
2011-2012	F-59 Commercial Stripped Chassis	6.8L 3V	Timing Chain Locking Tool	567617		303-1175
2005-2009	F-Super Duty 250-550	5.4L 3V	Cam Phaser Holding Tool Timing Chain Locking Tool	567614 567617		303-1046 303-1175
2005-2009	F-Super Duty 250-550	6.8L 3V	Timing Chain Locking Tool	567617		303-1175
2006-2008	Mark LT	5.4L 3V	Cam Phaser Holding Tool Timing Chain Locking Tool	567614 567617		303-1046 303-1175
2006-2010	Mountaineer	4.6L 3V	Cam Phaser Holding Tool Timing Chain Locking Tool	567614 567617		303-1046 303-1175
2005-2010	Mustang	4.6L 3V	Cam Phaser Holding Tool Timing Chain Locking Tool	567614 567617		303-1046 303-1175
2005-2012	Navigator	5.4L 3V	Cam Phaser Holding Tool Timing Chain Locking Tool	567614 567617		303-1046 303-1175

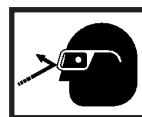
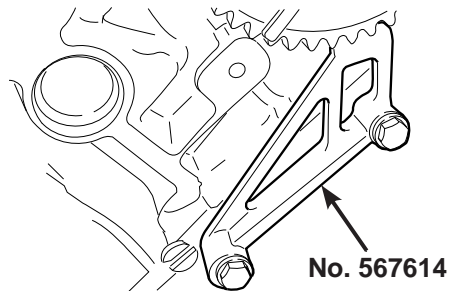
### 567614 Ford Cam Phaser Holding Tool



Application: 2005 – 2012 5.4L 3V Expedition, Navigator  
2006 – 2010 4.6L 3V Explorer, Mountaineer  
2004 – 2010 5.4L 3V F-150  
2005 – 2009 5.4L 3V F-Super Duty 250-550  
2006 – 2008 5.4L 3V Mark LT  
2005 – 2010 4.6L 3V Mustang

**CAUTION:** To prevent equipment damage, use only hand tools for installation and removal of the camshaft phaser sprocket assembly.

1. Install the camshaft phaser sprocket and new camshaft phaser bolt finger tight.
2. Install the 567614. Torque the camshaft phaser bolt to specifications according to the vehicle service manual.



**WARNING:** Wear eye protection that meets ANSI Z87.1 and OSHA standards.

### 567617 Ford Timing Chain Locking Tool

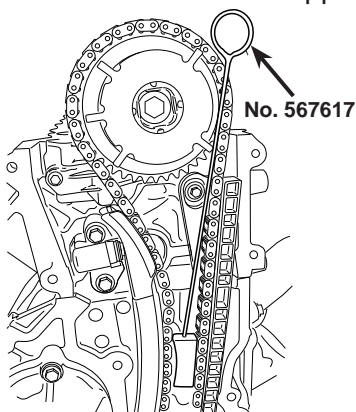


Figure 1

Application: 2005 – 2012 5.4L 3V Expedition, Navigator  
2006 – 2010 4.6L 3V Explorer, Mountaineer  
2009 – 2010 4.6L 3V F-150  
2004 – 2010 5.4L 3V F-150  
2006 – 2014 6.8L F-53 Motorhome Chassis  
2011 – 2012 6.8L 3V F-59 Commercial Stripped Chassis  
2005 – 2009 5.4L 3V F-Super Duty 250-550  
2005 – 2009 6.8L 3V F-Super Duty 250-550  
2006 – 2008 5.4L 3V Mark LT  
2005 – 2010 4.6L 3V Mustang

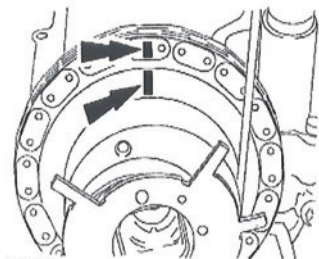
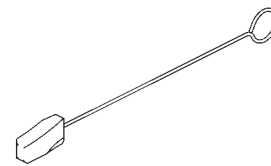


Figure 2

1. Install the 567617 timing chain locking tool. (Figure 1)
2. Scribe a location mark on the timing chain and camshaft phaser sprocket assembly. (Figure 2)

*NOTE: Do not remove the 567617 at any time during service. If the 567617 is removed, the timing chain will move out of time and the front cover will have to be removed to re-time the engine.*

3. Remove camshaft phaser sprocket to perform service according to instructions in service manual.
4. Torque all fasteners to factory specifications.
5. Remove 567617.



**WARNING:** Wear eye protection that meets ANSI Z87.1 and OSHA standards.