









GM SERVICE TOOLS

ENGINE, TRANSMISSION, INTERIOR, AXLE,
BRAKES, ELECTRICAL & BODY SERVICE

	TOOL	APPLICATION	USE
 6787	NEW Evap Access Port Tool	All GM 5/16" EVAP line systems.	Diagnose all GM 5/16" EVAP line systems. Use with the OTC 6522 LeakTamer for flow testing and leak testing. (Similar to OE tool #CH-48096)
 7297	NEW Oil Pressure and Prelube Adapter	2005-Later GM Gen IV (4) and Gen V (5) engines, 4.8L, 5.3L, 6.0L, and 6.2L.	Diagnose engine oil system issues. Adapter installs in place of the spin-on oil filter to connect pressure gauges to test oil system pressure. Can also be used to connect prelube equipment to the engine. (Similar to OE tool #EN-47971)
 6777	NEW GM Duramax Injector Puller	2011-Later 6.6L Duramax Diesel, Isuzu.	Assists in removing injectors from the cylinder head without damaging the injector body. (Similar to OE tool #EN-49774)
 6739	NEW Quick Connect Release Tool	2010-Later GM 2.8L and 6.6L diesel engines.	Separates and prevents damage to the 4.8mm (3/16 inch) hydrocarbon injection quick-connector to service the fuel line bundle or replace fuel lines without removing unrelated components. (Similar to OE tool #CH-49736)
 6756	NEW Injector Seal Installer and Sizer Adapters	2010-Later GM 1.4L, 1.5L, 2.0L, 2.4L, 2.5L, 3.0L, 3.6L, 4.3L, 5.3L, and 6.2L engines.	Installs the dual seals onto the end of the injector to ensure proper injector installation. Includes two seal installation pilots for each groove, a seal installer driver, and a compression sizer. Note: Some 2014-Later injectors have larger injector tips which require 6707 Injector Seal Installer Adapters. (Similar to OE tool #EN-49245)
 6740	NEW Crankshaft Rear Seal Remover	2001-Later 6.6L Duramax diesel engine found in GMT800, 2500HD, 3500, and GMT900, GMC Sierra HD and Chevrolet Silverado HD. 2006-2016 Chevrolet Express, GMC Savana	Special 3-jaw puller grabs the inner lip of the seal, preventing damage to the block and crank. Makes removing crankshaft rear seals easier and faster. (Similar to OE tool #J-44641)

TOOL	APPLICATION	USE
 <p>6723</p>	<p>Inner Pinion Bearing Race Installer</p> <p>1998-2006 Suburban, Tahoe</p>	<p>Installs inner pinion bearing race to desired position (Similar to J-45870 & J-8092)</p>
 <p>6712</p>	<p>Axle Seal Protector</p> <p>2011-Later</p>	<p>Protects axle seal from being cut or nicked, both of which can cause immediate or eventual leaks (Similar to J-44394-A)</p>
 <p>5267</p>	<p>Lift Pad Adapters</p> <p>All</p>	<p>Used to properly lift the vehicle with a hoist (Similar to J-43625)</p>
 <p>5089</p>	<p>Air Brake Line Release Tools</p> <p>2003-Later Medium Duty trucks</p>	<p>Separate connectors on the P/S system and EGR coolers without damage (Similar to J-45666 & J-42971)</p>
 <p>6945</p>	<p>Parasitic Draw Switch</p> <p>All</p>	<p>Used with an amp meter to isolate parasitic amperage draws (Similar to J-38758)</p>
 <p>6691</p>	<p>Camshaft Retaining Tool Set</p> <p>2.8L/3.0L/3.6L</p>	<p>Lock the camshafts together at TDC to keep them from turning while setting timing (Similar to EN-48383)</p>
 <p>6556</p>	<p>Fuel Sender Lock Ring Wrench</p> <p>2003-2011 Cadillac CTS/SRX/STS</p>	<p>Fits the newly designed 4 1/2" lock ring, which requires high torque to loosen and tighten (Similar to J-45747)</p>
 <p>6706</p>	<p>Injector Rail Assembly Remover</p> <p>2007-2014 GDI</p>	<p>Safely remove GDI fuel rails (Similar to EN-49248)</p>
 <p>6742</p>	<p>Crankshaft Seal Installer</p> <p>2011-2013 Aveo/Cruze/Sonic/Volt</p>	<p>Safely installs front crankshaft seal (Similar to KM-960)</p>
 <p>6677</p>	<p>Timing Chain Retainer</p> <p>2011-Later 2.0L/2.4L Ecotech</p>	<p>Retain the timing chain and lower sprocket positions while servicing the upper sprockets, camshafts, valve springs, or valve seals (Similar to EN-48749)</p>
 <p>6759</p>	<p>Flywheel Holding Tool</p> <p>2013-2014 2.0L & 2.5L</p>	<p>Holds the flywheel in place for servicing the balancer or flywheel bolts (Similar to EN-50792)</p>

	TOOL	APPLICATION	USE
	Front Crank Seal Installer 6758	2013-2014 2.0L & 2.5L	Allows for the installation of front crank seal without the removal of the cover (Similar to EN-50820 & EN48034)
	Timing Chain Holding Tool 6746	2013-2014 2.0L & 2.5L	Retains the timing chain position relative to the crankshaft position (Similar to EN-50656)
	Camshaft Actuator Locking Tool 6745	2013-2014 2.0L & 2.5L	Holds camshaft actuator in place to safely remove/install actuator bolt (Similar to EN-50793)
	Tensioner Retaining Pin 6744	2013-2014 2.0L & 2.5L	Relieves the tension on the timing chain tensioner for camshaft, actuator, and timing chain service (Similar to EN-50837)
	Injector Seal Installer Adapters 6707	2013-Later 4.3L V6, 5.3L V8 or 6.2L V8	Correctly install the injector seals for leak-free operation (Similar to EN-51105)
	Injector Retaining Clip Replacer 6708	2013-Later 4.3L V6, 5.3L V8 or 6.2L V8	Removes or installs the injector retaining clips without over-spreading to ensure proper retention of the injector to the rail (Similar to EN-51097)
	Fuel Pump Installation Gauge 6710	2013-Later 4.3L V6, 5.3L V8 or 6.2L V8	Verifies that the camshaft fuel pump lobe is at base circle position before installing the high pressure fuel pump (Similar to EN-51092)
	Pan Seal Cutter 6788	All	Pressed into the sealant and struck with a hammer in order to cut through the oil pan seals (Similar to J-37228)
	Connecting Rod Guides 6553	All	Protects the crankshaft bearing surface from damage by nicking or scratching during piston and connecting rod removal or installation (w/ M8x1.0 threads) (Similar to EN-51454)
	Steering Column Anti-Rotation Pin 2551	2005-Later	Installs into the steering column to keep the steering wheel orientation correct (Similar to J-42640)
	Door Handle Spring Retainer 6644	2014-Later	Allows for door handle replacement without having to remove the interior door panel (Similar to BO-51363)
	Key Fob Fixture 2550	All	Allows for quick and safe removal/installation of GM flip key blades (Similar to BO-51098)

	TOOL	APPLICATION	USE
	Cigarette Lighter Socket Remover 2549	All	Remove cigarette lighter socket without damage to socket or dash (Similar to J-42059)
	Torque Converter Seal Installer 6715	1990-2011 FWD Automatic Transmission	Installs torque converter seals without damage (Similar to J-28540-A)
	Seal Protector 6713	2013-Later Chevrolet Trax, Buick Encore	Protects transfer case Intermediate Drive Shaft (IDS) seal from splines of the IDS during shaft removal or installation (Similar to DT-50937)
	Input Shaft Seal Installer 6714	2013-Later Chevrolet Trax, Buick Encore	Installs input shaft seal & side extension housing seals to proper depth (Similar to DT-50840 & J-8092)
	Transmission Adapter Plate Bushing Replacer 6702	2013-Later Chevrolet Trax, Buick Encore	Replaces the mount bushing on the transmission adapter plate (Similar to DT-50839 & CH-50342)
	Shift Rail Seal Installer 6716	2013-Later Manual Transmission (Tremec TR 3160)	Installs the shift seal on the Tremec TR 3160 transmission to the proper depth to ensure optimal seal life (Similar to DT-51077)
	Pump Seal Installer Set 6743	2014-Later	Protects, installs and sizes the torque converter fluid seal ring into the stator support during unit overhaul (Similar to DT-51191)
	Trans Mainshaft Bearing and Gear Installer 6724	2014-Later Corvette (Manual)	Prevent damage to components and are necessary as the transmission assembly (Similar to DT-51076 & DT-51076-10)
	Trans Case Holding Fixture 7040	All	Adjustable design for adapting to many different transmission case configurations as well as other components (Similar to J-36842)
	GM Duramax Injector Puller 6778	2001-2004 6.6L Duramax engines	Designed to pull injectors (Similar to J-44639)
	GM Duramax Injector Puller 6779	2005-2011 6.6L Duramax engines	Designed to pull injectors (Similar to J-46594)
	GM Water Pump Holding Tool 6616	2006-2014 2.0L I4 engines 2002- 2008 2.2L I4 engines with engine code F 2004- 2008 2.4L I4 engines with engine code B	Holds the timing chain in place for water pump replacement or removal. Unique design can be installed regardless of timing chain orientation. Keeps timing on GM engines when used properly during service. (Similar to J-43651)