

# OTC Ball Joint Service Kits

## Master / Intermediate / Starter Kits

### Master Ball Joint Kits



#### 6559 Ball Joint Master Service Kit. *The ultimate ball joint service kit!*

- The 6559 Ball Joint Master Service Kit offers complete coverage of Car and Truck/Van/SUV applications. With 70+ adapters, c-frame and application guide means there is nothing else to add for servicing ball joints.
- The majority of vehicles have press-in ball joints, so stop searching for make-shift solutions for servicing these vehicles – everything required is laid out in this one complete kit.
- With a kit of this magnitude, finding the correct adapters and using them correctly is key to minimizing service time. That is exactly what the included ball joint application guide is designed to do – contains application charts and diagrams with step-by-step instructions. Coverage up to 2008 model year.

#### 6529 Car Ball Joint Master Service Kit.

- This 50+ adapter kit is the most complete Car ball joint service kit available, and the first of its kind on the market.
- With 70% of OEM's having cars with press-in ball joints, this kit is designed to service those applications.
- This kit is a subset of the 6559 and includes 50+ adapters, C-Frame, Ball Joint Application Guide, and Location Card all provided in 2 cases.



#### 6539 Truck Ball Joint Master Service Kit.

- This 55+ adapter kit is the most complete Truck/Van/SUV ball joint service kit available.
- With the majority of Truck/Van/SUV applications having press-in ball joints and universal joints, this kit is designed to service those applications. (note; covers same applications as the 8031 Chrysler/Jeep Truck/Van/Suv Ball Joint Kit without requiring larger C-Frame)
- This kit is a subset of the 6559 and includes 55+ adapters, C-Frame, Ball Joint Application Guide, and Location Card all provided in 2 cases.



# Ball Joint Service Kits / Adapter Sets & Accessories

## Intermediate Ball Joint Kits



6530

### Ball Joint Intermediate Service Kit

- This 20+ adapter kit covers many Truck/Van/SUV applications and some car applications.
- With the majority of Cars and Truck/Van/SUV applications having press-in ball joints and universal joints, this kit is designed to service many of those applications.
- This kit is a combination of 7249, 7918, and 7996 kits, and includes 20+ adapters, C-Frame, and Application Diagrams all provided in a case.



8031

### Chrysler/Jeep Truck/Van/SUV Service Kit

- This 18 adapter kit covers Chrysler/Jeep Truck/Van/SUV 2WD and 4WD applications.
- Includes Large C-Frame for use with the OEM size ball joint adapters.
- Includes 18 adapters, Large C-Frame, application chart and instructions all provided in a case.

## Starter Ball Joint Kits



7249

### Ball Joint Starter Service Kit

- This starter kit is the backbone to ball joint, U-joint, anchor pins, and many other general pressing operations. Kit includes 5 adapters and C-Frame provided in a case.



7248

### C-Frame Press

- The C-Frame used in conjunction with OTC Ball Joint Adapters. Can also be used for removing/installing; universal joints with needle bearings, pressed in wheel studs, and brake anchor pins on heavy-duty vehicles. Suitable for general pressing operations.

## Ball Joint Adapter Sets



7918

### Ball Joint Update Adapter Set

- This adapter set will update a 7249 Ball Joint Starter Service Kit to a 6530 Ball Joint Intermediate Service Kit, less the 7996 Honda Ball Joint Lower Ball Joint Adapter Set. Greatly expands the application coverage.



6529-1

### BMW Car Ball Joint Adapter Set

- 11 adapters included to remove & install ball joints
- Works on upper and lower ball joints on: 1992 – 1999 318 series, 1998 – 1999 323 series, 1996 – 1999 328 series, 1996 – 1999 M3.
- Vehicle application chart and diagrams included. Does not include the 7248 C-Frame press.



6529-2

### Chrysler/Mitsubishi Car Ball Joint Adapter Set

- 20 adapters included to remove and install ball joints.
- Works on upper and lower ball joints on: 1996 – 2008 Chrysler, Dodge, Plymouth, and Mitsubishi cars with press in ball joints
- Vehicle application chart and diagrams included. Does not include the 7248 C-Frame press.

8033

### Chrysler Ball Joint Socket

- Removes and installs the screw-in type ball joints used on mid-size, rear-wheel drive Chrysler cars.
- Similar to Miller Tools No. C-3560.
- Socket is 2" long with a 3/4" drive; fits 1-59/64" ball joints.



6529-3

### Ford/Mazda Car Ball Joint Adapter Set

- 25 adapters included to remove & install ball joints
- Works on upper and lower ball joints on: 1996 – 2008 Ford, Lincoln, Mercury, and Mazda cars with press in ball joints
- Vehicle application chart and diagrams included. Does not include the 7248 C-Frame press.

8032A

### Ford/Mercury Car Ball Joint Adapter Set

- Allows easy removal and installation of the lower ball joint on 1996–2009 Ford Taurus and Mercury Sable vehicles.
- Lower ball joint can now be replaced without having to replace the entire spindle assembly saving up to an hour of labor.
- Adapters are used with OTC No. 7248 C-Frame.



6529-4

### GM Car Ball Joint Adapter Set

- 18 adapters included to remove & install ball joints
- Works on upper and lower ball joints on: 1996 – 2008 Chevrolet, Buick, Pontiac, Oldsmobile, and Cadillac cars with press in ball joints
- Vehicle application chart and diagrams included. Does not include the 7248 C-Frame press.



6529-5

### Honda/Acura Car Ball Joint Adapter Set

- 19 adapters included to remove & install ball joints
- Works on upper and lower ball joints on: 1996 – 2008 Honda and Acura cars with press in ball joints
- Vehicle application chart and diagrams included. Does not include the 7248 C-Frame press.

7996

### Honda Car Ball Joint and Adapter Set

- Use with ball joint service set Nos. 6530, 7248, and 7249 to remove and install lower ball joints on Honda 1986–97 Accord, 1988–00 Civic, 1993–99 del Sol, 1988–91 CRX, and 1983–99 Prelude.



# Ball Joint Adapter Sets & Accessories

6734

## Honda/Acura Car Ball Joint Adapter Set

Use this three-piece tool kit, along with OTC C-frame No. 7248, to remove and install lower ball joints on the following Honda and Acura vehicles:

- Honda Accord Sedan '03-'08
- Honda Accord Coupe '03-'08
- Acura TSX '04-'08



6529-6

## Import Car Ball Joint Adapter Set

- 15 adapters included to remove & install ball joints
- Works on upper and lower ball joints on: '96-'08 Toyota, Hyundai, Kia, Infinity, Saab, and Nissan cars with press in ball joints
- Vehicle application chart and diagrams included. Does not include the 7248 C-Frame press.



6529-10

## Car Ball Joint Master Set Upgrade for 6539

- 14 additional adapters required to complete a 6529 Car Ball Joint Master Set when added to the 6539 Truck Ball Joint Adapter Set.



6539-1

## Import Truck Ball Joint Adapter Set

- 35 adapters included to remove & install ball joints.
- Works on upper and lower ball joints on '96-'08 Toyota, Honda, Acura, Hyundai, KIA, Infinity, Isuzu, and Nissan Trucks, Vans, and SUV's with press in ball joints.
- Vehicle application chart and diagrams included. Does not include the 7248 C-Frame press.



6733

## Honda/Toyota Truck/Van/SUV Ball Joint Adapter Set

Two-piece kit contains specialty ball joint adapters for use with the industry standard OTC No. 7248 C-frame. Designed to work with the following Honda and Toyota vehicles:

- Honda CR-V '97-'06, Honda Odyssey '95-'06
- Toyota 4 Runner '96-'02 Toyota Sequoia '01-'08
- Toyota Tacoma '95-'04



6539-2

## Chrysler/Mitsubishi Truck Ball Joint Adapter Set

- 35 adapters included to remove & install ball joints.
- Works on upper and lower ball joints on '96-'08 Chrysler, Dodge, Jeep, Plymouth, and Mitsubishi Trucks, Vans, and SUV's with press in ball joints.
- Vehicle application chart and diagrams included. Does not include the 7248 C-Frame press.



8034

## Chrysler Ball Joint Socket

- Removes and installs the screw-in type ball joints used on Chrysler / Dodge light trucks and vans.
- Similar to Miller Tools No. C-3561.
- Socket is 2" long with a 3/4" drive; fits 2-9/64" ball joints.



7894

## Dodge/Jeep Truck, SUV Ball Joint Adapter Set

Use with ball joint service set Nos. 6530, 7248, and 7249 to remove or install aftermarket and original equipment upper and lower ball joints, and the offset ball joints used to change caster/camber. Works on '84-'89 "downsized" Jeep Wagoneer, Cherokee and Comanche; '87-'08 Wrangler; '93-'04 Grand Cherokee; '94-'99 Dodge Ram 4WD 1/2-ton pickup.



6735

## Sprinter Van Ball Joint Kit

- Eight piece kit contains the tools needed to service lower ball joints on '04-'09 Dodge Sprinter vans: tie rod remover / separator; wheel alignment studs; ball joint remover; driver, receiver, & installing rings.
- Use this kit with OTC No. 6736 C-frame.



6736

## Large C-Frame

- Required for use with No. 6735 Sprinter Van Ball Joint Kit.
- When used with OTC No. 6730 Update Kit, you can expand the applications of OTC Nos. 7249, 7918, and 6530 Ball Joint Kits.



6539-3

## Ford/Mazda Truck Ball Joint Adapter Set

- 32 adapters included to remove & install ball joints.
- Works on upper and lower ball joints on '96-'08 Ford, Lincoln, Mercury, and Mazda Trucks, Vans, and SUV's with press in ball joints.
- Vehicle application chart and diagrams included. Does not include the 7248 C-Frame press.



6731

## Ford Truck Ball Joint Adapter Update Kit

Three-piece kit contains specialty ball joint adapters for use with the industry standard OTC No. 7248 C-frame. Designed to work with the following Ford vehicles: F-150 '97-'03, F-250 '97-'99, Expedition '97-'02, Explorer '95-'05, Ranger '98-'08.



7825

## Ford Van Ball Joint Adapter

This tool enables you to quickly remove the lower ball joint on '92 to '04, 3/4- and 1-ton vans (E-250 and E-350) when used with ball joint service set Nos. 6530, 7248, and 7249.



7919

## Ford 2WD Van Ball Joint Adapter Set

This set is designed to remove/install press-fit upper and lower ball joints. Fits most Ford '92 to '04 2WD 3/4- and 1-ton vans.



6730

## C-Frame Update Kit

Kit contains two adapters which, when coupled with the large C-frame included in OTC No. 8031 SUV Ball Joint Kit, make it possible to use any adapter designed for use with the smaller OTC No. 7248 C-frame.



6935

## U-Joint Service Adapter

For use with the 7248 C-Frame to service the u-joints found on Dana 60 4WD front drive axles.

### Application Examples:

- 1977-1991 Chevrolet and GMC 1 Ton
- 1975-2010 Dodge ¾ & 1 Ton
- 2000-2002 Ford Excursion
- 1999-2010 F250
- 1985-2010 F350
- 1999-2008 F450
- 1999-2004 F550



# Ball Joint Adapter Sets & Accessories



6539-4

## GM Truck Ball Joint Adapter Set

- 28 adapters included to remove & install ball joints.
- Works on upper and lower ball joints on '96-'08 Buick, Cadillac, Oldsmobile, Pontiac, Chevrolet, GMC, and Hummer Trucks, Vans, and SUV's with press in ball joints.
- Vehicle application chart and diagrams included. Does not include the 7248 C-Frame press.

6732

## GM Truck/SUV Ball Joint Adapter Set

Four-piece kit designed to be used with the industry standard OTC No. 7248 C-frame. Contains specialty ball joint adapters to fit the following GM vehicles:

TrailBlazer & Envoy '02-'08, 1500 Silverado '99-'06, Suburban & Tahoe '95-'06, Avalanche '02-'08, Escalade '99-'07 Express & Savana '03-'08, Hummer H2 '03-'07.



7920

## GM 4WD Truck/SUV GM Ball Joint Adapter Set

Use with ball joint service set Nos. 6530, 7248, and 7249 to service GM's 1996 to 1999 4WD 1/2- and 3/4-ton pickups, and Suburban, Yukon, and Tahoe SUVs. Easily remove or install either aftermarket or original equipment press-fit lower ball joints.



6539-10

## Truck Ball Joint Master Set Upgrade for 6529

18 additional adapters required to complete a 6539 Truck Ball Joint Master Set when added to the 6529 Car Ball Joint Adapter Set.

7704

## Domestic 4WD Truck Ball Joint Adapter Set

This kit is used with ball joint service set Nos. 6530, 7248, and 7249 to remove and install upper and lower ball joints on '67 to '92 1/2- and 3/4-ton 4WD vehicles fitted with Dana 44 front axles (found on Ford, Dodge, GM, International, and Jeep vehicles).



7080

## Domestic 4WD Truck Ball Joint Spanner Wrench

Designed for removal and installation of ball joint adjusting sleeves on 1/2-, 3/4-, and 1-ton Dana 44 open yoke front axles found on Chrysler, Ford, GM, International, and Jeep 4WD vehicles.

- Permits easy torquing with 1" socket for correct upper ball-joint preload.



## 6529MAN-08 – Ball Joint Application Guide

Reference all ball joint adapter applications. Can be used with all ball joint kits and adapter sets.

### 6529MAN-08



- New application guide to cover Car and Truck/Van/SUV makes and models thru 2008.

- References Bolt In/Press Fit, Removal/Install adapter p/n's, and replace control arm applications.

- Includes Remove/Install diagrams with adapter p/n's to eliminate guess work.

- Quick Reference Chart to quickly determine if tools are required and which kit contains them.

### Sample of Application Diagram

Application:  
2003-2007 Honda Accord Sedan/Coupe  
2004-2007 Acura TSX

Component: Lower-Front  
2005-2006 Honda Accord Hybrid

#### REMOVAL:

1. Remove the dust boot and wheel bearing dust ring as shown in Figure 1.

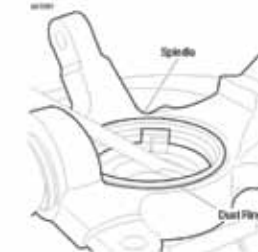


Figure 1. Ball Joint Removal

2. Position 554398 on spindle.
3. Position 554399 over the stem of the ball joint as shown in Figure 2.
4. Position C-Frames and 314392.
5. Turn the forcing screw until it meets the ball joint. Check the alignment of all components.
6. Tighten the forcing screw until the ball joint is removed.

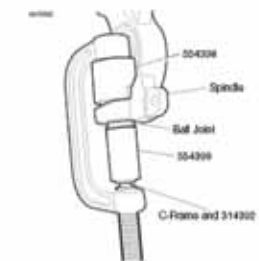


Figure 2. Ball Joint Removal

#### INSTALLATION:

1. Clean the spindle ball joint bore.
2. Insert the new ball joint as straight as possible into the spindle.
3. Position 554403 and 554397 on the ball joint as shown in Figure 3.
4. Position C-Frame and 314392 and tighten the forcing screw.
5. Check the alignment of all the components and continue tightening the forcing screw until the ball joint is firmly seated.

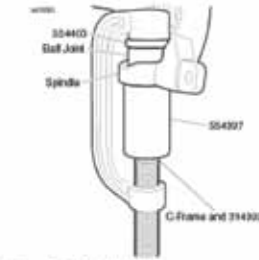


Figure 3. Ball Joint Installation

### Sample of Application Chart

BALL JOINT ADAPTER AND TOOL APPLICATION GUIDE									
Make	Model	Year	Truck Car	Upper or Lower	Front or Rear	Bolt in or Press fit	OTC Adapter PIN's (Removal)	OTC Adapter PIN's (Install)	Comments
Acura	2.2CL	1997	Car	Lower	Front	Press fit	314427, 314426	314428, 554397 or 38355A	Ball joint in spindle instead of control arm
	2.2CL	1997				Bolt in	Adjustable (±1 degree camber/caster)		
	2.3CL	1998-1999	Car	Lower	Front	Press fit	314427, 314426	314428, 554397 or 38355A	Ball joint in spindle instead of control arm
	2.3CL	1998-1999				Bolt in	Adjustable (±1 degree camber/caster)		
	2.5TL	1996-1999	Car	Lower	Front	Press fit	554579, 554399, 314392	554414, 554397, 314392	
	2.5TL	1996-1999				Bolt in	Adjustable (±1 degree camber/caster)		
	3.0CL	1997-1999	Car	Lower	Front	Press fit	314427, 314426	314428, 554397 or 38355A	Ball joint in spindle instead of control arm
	3.0CL	1997-1999				Bolt in	Adjustable (±1 degree camber/caster)		
	3.2CL	2001-2003	Car	Upper	Front	Press fit	29505 & 305227, 554420, 314392	38355A, 554414, 314392	
	3.2CL	2001-2003	Car	Lower	Front	Press fit	314427, 314426	314428, 554397 or 38355A	Ball joint in spindle instead of control arm
	3.2CL	2001-2003				Bolt in	Adjustable (±1 degree camber/caster)		
	3.2TL	1999-2003	Car	Upper	Front	Press fit	29505 & 305227, 554420, 314392	38355A, 554414, 314392	
	3.2TL	1999-2003	Car	Lower	Front	Press fit	314427, 314426	314428, 554397 or 38355A	Ball joint in spindle instead of control arm
	3.2TL	1996-1998	Car	Lower	Front	Press fit	554398, 554399, 314392	554397, Top of C-Frame, 314392	
	3.2TL	1996-2008				Bolt in	Adjustable (±1 degree camber/caster)		
3.2TL	2004-2008	Car	Lower	Front	Press fit	554579, 554399, 314392	Top of C-Frame or 314428, 38355A, 314392		
3.5RL	1996-2008	Car	Lower	Front	Press fit	554399, 554580, 314392	554397, 554414, 314392		
3.5RL	1996-2008				Bolt in	Adjustable (±1 degree camber/caster)			
3.5TL	2007-2008				N/A			Replace control arm w/ball joint assembly	
Integra	1994-2001				N/A			Replace control arm w/ball joint assembly	