

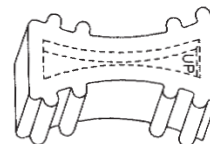
Operating Instructions
for:

6468
(511535)

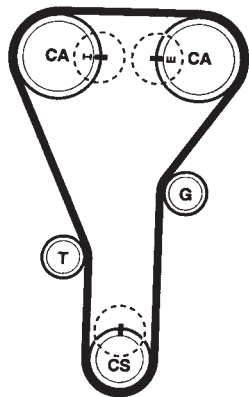
Ford Camshaft Pulley Holding Tool

Application: 1993 – 1997 Ford Probe w/ 2.0L, 4 cyl., engine

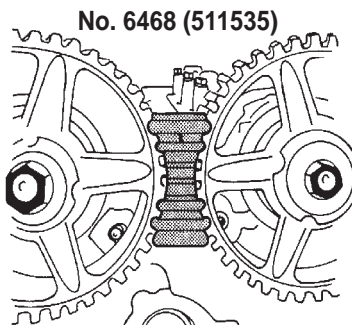
Note: Same as Ford No. 303-398 (T92C-6256-AH).




1. Rotate engine to align camshaft timing marks with crankshaft timing marks.



2. Insert No. 6468 (511535) between intake and exhaust cam pulleys. The tool will fit correctly only one way. The side of tool marked UP must be facing the technician and top of engine.



3. Follow vehicle service manual procedure to service timing belt as required. Remove tool when finished.



! WARNING: Wear eye protection that meets ANSI Z87.1 and OSHA standards.