



IF YOU WORK ON DETROIT DIESEL, FORD, CUMMINS, CATERPILLAR

CHECK OUT THESE AND
OTHER ADAPTERS FROM OTC



6000 LB. REVOLVER® DIESEL ENGINE STAND

- 96-to-1 ratio worm and gear set rotates components 360°; handle locks in any position.
- Integral 12-ton jack raises the work to provide the swing radius needed for clearance.
- Two front wheels and two rear casters provide mobility.
- Universal adapter assembly permits use with a wide variety of mounting plates.
- Covered by OTC Lifetime Marathon Warranty®.



6000 lb. Revolver® Diesel Engine Stand

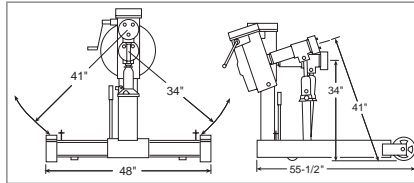
- 96-to-1 ratio worm and gear set rotates components 360°; handle locks in any position.
- Integral 12-ton jack raises the work to provide the swing radius needed for clearance.
- Two front wheels and two rear casters provide mobility.
- Universal adapter assembly permits use with a wide variety of mounting plates.
- Covered by OTC Lifetime Marathon Warranty®.

1750A – Revolver diesel engine stand with No. 205061 universal engine adapter assembly.

1750 – Engine stand without universal engine adapter assembly.

Revolver® Engine Adapter Plates

You can order just the plates you need for the engines you work on. The universal adapter assembly is required for mounting all plates to the stand.



| Engine Plates | |
|-------------------------|---|
| 205061 | Universal Adapter Plate Assembly. Included with 1750A engine stand. (Must be used with all plates below.) |
| J-29109-J | Adapter plate to accommodate adapters for Kent-Moore engine stand. |
| Detroit Diesel | |
| 205058* | For Detroit engines: 53 series in-line 6 cyl., 6V & 8V; 71 series in-line 6 cyl., 6V, 8V, & 12V; 92 series 6V & 8V; 8.2 liter V-8. |
| 52871* | For coach 6V and 8V series 71 Detroit Diesel. |
| 218504* | For Detroit series 60 in-line 6-cylinder engines. |
| Detroit Allison | |
| 208160* | Allison transmission mounting plate for transmission Nos. AT500, MT600, MT 6-speed, VH, VS, and V730. |
| 61373* | Allison transmission adapter plate for transmission series HT-750, CLBT, HT-740D, CR/DR, and HT-750CT. |
| Cummins | |
| 205059* | For Cummins engines: All NH, NTC, NTE, N14 855 series in-line 6 cyl; 378 series V6; 504, 555, & 903 series V8; KT 1150 series in-line 6 cyl., L10. |
| 61405* | For Cummins L-10 and M11 series engines. Plate attaches to the left side of engine for complete tear down. |
| 218098 | For Cummins "B" series 5.9L in-line 6 cyl. engines. |
| 218099* | For Cummins "C" series 8.3L in-line 6 cylinder engines. |
| Caterpillar | |
| 205060* | For Caterpillar engines: Nos. 1673, 1674, 1693, 3306, & 3406 in-line 6 cyl.; Nos. 1100, 3208, and 3408 V8. |
| 217687* | For Caterpillar 3114, 3116, and 3176 in-line 6 cylinder and C12 engines. |
| Mack | |
| 205101* | For Mack engines: All 672, 673, 675, & 711 series in-line 6 cyl. |
| 206629* | For Mack engines: V8 1000, E6, & E7 in-line 6 cyl. |
| 528858* | For Mack 865, and 868. |
| International Harvester | |
| 206386* | For International Harvester engines: DT-466, DT-360, DT408, and 530 in-line 6 cylinder; DV-550, MV-404, MV-446, V304, V345, V392, 4-152, 4-196, 4-194; 9.0 liter and T444E V8; and Ford 6.9L, and 7.3L DIT. |
| 528856* | For IH300 & 400 Series. |
| 528868* | For International VT365. |
| Ford | |
| 61681* | For mounting Ford 6.6L/7.8L engines. |
| 206386* | For Ford 7.3 engines. |
| Volvo | |
| 528853* | For Volvo TD67 and TD71 engines. |
| John Deere | |
| 528859* | For JD 400 and 500 engines. |
| 528861* | For JD Powertech 4.5L & 6.8L. |
| 528863* | For JD 8995 V6, must be used with 528859. |



*NOTE: Must be used with 205061 univ. adpt. plate assembly. Each engine mounting plate includes all the necessary hardware and an engine application chart.