

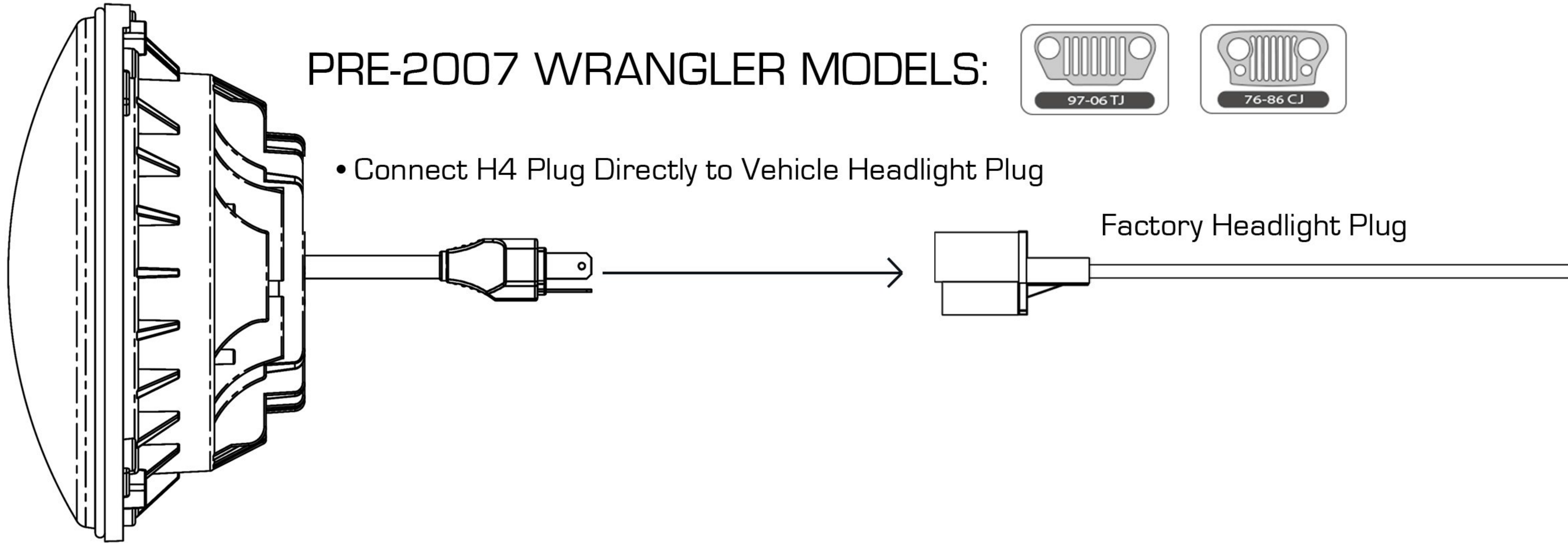
ORACLE[®] LIGHTING

#5769 REPLACEMENT LED HEADLIGHT WIRING GUIDE:

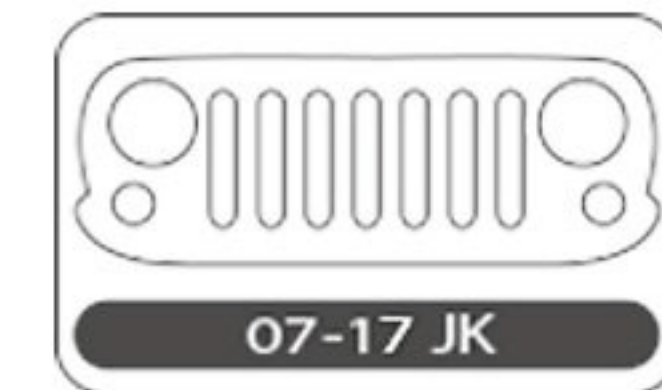
PRE-2007 WRANGLER MODELS:



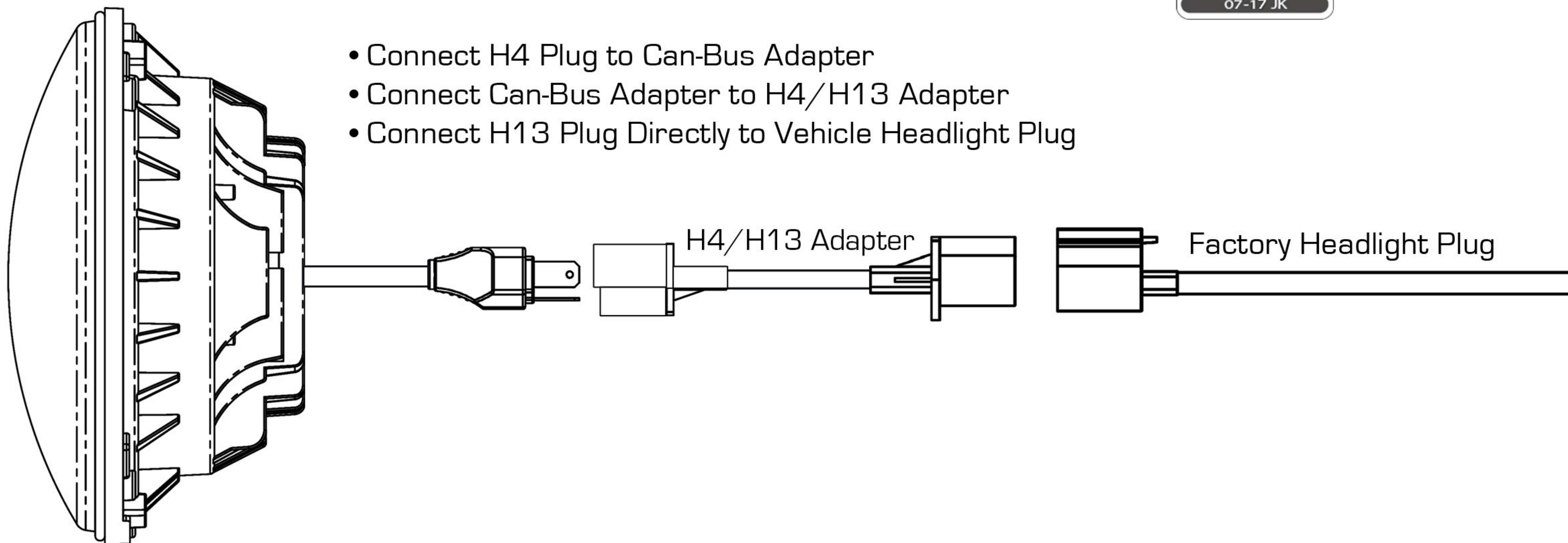
- Connect H4 Plug Directly to Vehicle Headlight Plug



2007 - 2017 WRANGLER (JK) MODELS:



- Connect H4 Plug to Can-Bus Adapter
- Connect Can-Bus Adapter to H4/H13 Adapter
- Connect H13 Plug Directly to Vehicle Headlight Plug



TROUBLE	FAULT	ACTION
Lights work with the engine off but when engine is running the lights flash/ flicker.	Can-Bus Error.	Install or Replace Can-Bus Adapter (2007-2017 JK Wrangler Models).
High Beam projector is not illuminating when vehicle engine is running or off.	Can-Bus Error.	Install or Replace Can-Bus Adapter (2007-2017 JK Wrangler Models).



ORACLE LIGHTING

DYNAMIC COLORSHIFT
RGB 7" LED HEADLIGHTS

PART #5769-332

PRODUCT OVERVIEW

- Dynamic™ LEDs can make a Variety of LED Colors and Patterns.
- The Dynamic Colors and Patterns are controlled through the Smartphone App.
- Color lights are for “show use” and is not intended for on-road use.
- Control by selecting the device when you open the App.
- Be sure “Location Services” is turned ON in the Phone Settings Menu.
- In the App Settings, be sure to set the Quantity of LEDs to “54”.



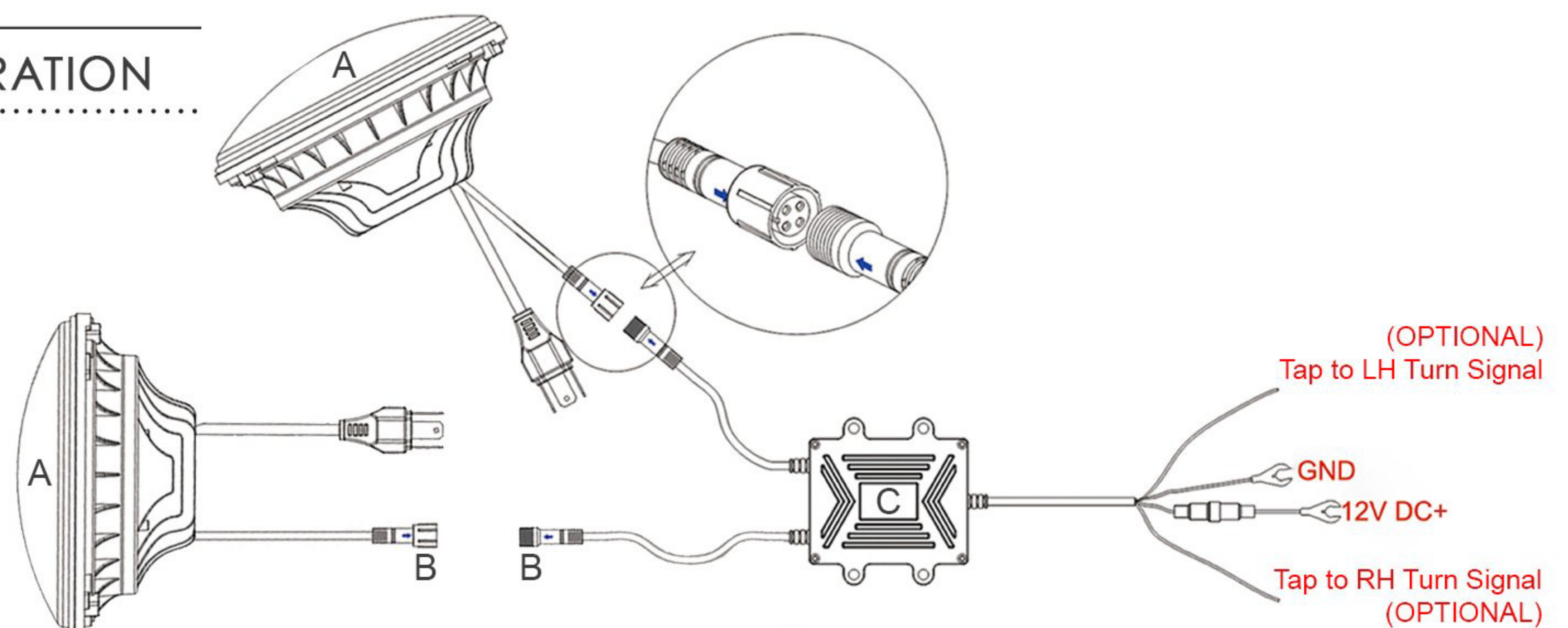

DOWNLOAD THE APP:
“RGB LIGHTS”



*This is a generic App that works with the LED Protocol. ORACLE plan to release a new app in the near future.

CONTENTS AND WIRING ILLUSTRATION

- (A) 2x LED Headlights
- (B) Plug and Play Connectors
- (C) LED Wireless Controller
- (D) 2x H13 Wiring Adapters



READ BEFORE INSTALLATION

- Connect the controller to + and - with the Fuse on the + Power Cable.
- Install the App and Connect to the Device in the App Settings.
- **PRO-TIP:** Turn on and off Halos without the App.

Flash the High beam 3 Times (Very Quickly) to turn on the halos.

Flash the High beam 3 Times (Very Quickly) to turn off the halos.



Discover other custom and factory headlights on our website.