



## AMERICAN RUNNER RUNNING BOARD

### Part #: 128080 VEHICLE BRACKET CONFIGURATION (03/2009)

USE BRACKET# 1,2,3 FOR:


#### Chevy/GMC

01-05 S-10 Crew Cab/Sonoma Crew Cab SLS

88-09 Silverado/Sierra 1500/2500/3500 2,3,4 Dr Extended Cab

95-99 Tahoe/Yukon 4Dr

2009 Traverse



Driver side shown above.




Passenger side shown above. Note: Use extreme caution when pushing the A/C lines upward to gain clearance.

#### Ford


97-09 Expedition

04-09 F150 Super Cab (Or use Bracket #s 1/2/4)


87-96 F Series Ext Cab Pick Up Long/Short Bed (Or use Bracket #s 1/2/4)



*\*See following optional configuration for 97-05 Expedition using bracket#1,2,4,5.*



Use bracket#4 cut in half and mounted to the existing factory holes on the chassis



Position and mount bracket#2 to main frame, check clearance of AC lines, brake lines, etc., before drilling.



Attach bracket#5 to bracket#2&4. Repeat for the remaining locations.

**USE BRACKET# 1,2,5 FOR:**

**BMW**

07-09 X5 (detailed instructions coming soon)

08-09 X6 (detailed instructions coming soon)

**BUICK**

2008 Enclave

**Cadillac**

04-06 SRX

**Chevy/GMC/Pontiac**

04-09 Colorado Crew Cab (w/o flares)

95-99 Tahoe/Yukon 4Dr (w/ A/C lines on passenger side) \* *Optional step, bend pinch weld vertically to gain 1/2" of mounting space for bracket#5.*



00-05 Venture Regular Wheel Base (low clearance)

**Dodge/Chrysler**

00-06 Dakota Quad Cab 4Dr (w/o flares)

98-03 Durango (w/o flares)

04-09 Durango (new model)

94-06 Caravan/Voyager Short Wheel Base (low clearance)

03-08 Pacifica (low clearance)

03-05 Sprinter Wagon 118" wheel base

98-06 Town & Country SWB (low clearance)



Passenger side shown above. Note: Dome light wire colors are yellow(+) and black/blue(-) located at front dome light.

---

### **Honda**

06-09 Ridgeline (w/ OEM mud guard)

### **Kia**

02-07 Sedona

### **Lincoln**

07-08 Navigator

### **Mercedes Benz**

07-09 GL Class (modified universal brackets)

### **Nissan**

04-08 Armada (w/ mud flaps)

04-09 Titan 4Dr Crew Cab

### **Pontiac**

02-06 Montana Extended (low clearance)

### **Saturn**

07-08 Outlook

### **Toyota**

94-98 Previa (low clearance) *\*May require bracket#4 for extension.*

01-08 Sequoia

98-03 Sienna (low clearance) *\*May require trimming end cap flanges to fit.*

95-06 Tacoma Extended Cab *(with flares, wheel to wheel)*

04-08 Tundra Double Cab



(Configuration to mount on inside pinch weld)