

OER ORIGINAL EQUIPMENT REPRODUCTION

OER Advantage...It's Almost Unfair! Get The OER Advantage...It's Almost Unfair!

OER[®]

**Original
Equipment
Reproduction**



SEMA SPECIAL
2016 EDITION

New Product Showcase

1967-91 GM License Lamp Lens

 Restoration Parts

Correct reproduction license lamp lens designed for various 1967-91 GM models. Each lens is manufactured with original GM tooling to original factory specifications. Features all OEM markings for complete originality.



Impala/Full Size

1970-72

Chevelle

1970-73 exc. wagon/El Camino

GM van

1978-90

Chevrolet/GMC truck

1967-86 GK

1987-89 R/V

1983-91 S10/S15

5958467 67-91



1982-87 F-Body Windshield Washer Jar

OER® reproduction of the windshield washer jar for 1982-87 Camaro and Firebird models. Manufactured from high grade plastic for durability and factory appearance. Pre-packaged in OER® polytube.

10078368 82-87 Camaro/Firebird



748614



748615

1969-78 GM Center Dash Vent with AC

Reproduction of the center dash vent for the GM models listed with factory air conditioning. Each vent is manufactured with a chrome plated finish. Sold in pairs.

748614	69	Camaro
748614	69-76	Corvette
748615	69-74	Nova
748615	70-78	Camaro



391477

391478

1967-68 Camaro RS Headlamp Backing Plate

Reproduction rear backing plate that the front outer headlamp return cover and the outer door molding attach to. This backing plate acts as a support for the headlamp doors. All holes are precisely located to fit original or reproduction headlamp doors. Pre-packaged in OER® polytube.

391477 67-68 LH

391478 67-68 RH



3684145



3701226



14097



3908235

OER AUTHORIZED

1947-91 GM Truck Front Bumper Filler Panels

Reproduction bumper filler panel for 1947-91 Chevrolet and GMC trucks. These panels mount below the grill between the bumper and the body to fill the gap.

Note: *Shipped oversize. **Shipped double oversize.



3684145**	47-53	Chevrolet	paintd
CX1855*	47-53	Chevrolet	chrome
C2308*	47-53	GMC	paintd
3701226**	54-55	1st series	paintd
T70376**	54-55	1st series	chrome
14097*	55-56	2nd series	
14098*	57		
T70649**	58-59		
3908235**	67-68		
T70038**	73-79		
T70038**	80	w/round headlamps	
T70358**	80	w/rectangle headlamps	
T70039**	81-82		
T70040**	83-88		
T70288**	89-91		

GM Convertible Parts

New!

OER AUTHORIZED



1955-62 GM Full Size Convertible Top Motor



Replacement convertible top motor assembly for 12 volt systems in 1955-62 GM models. Made in USA.

Note: This universal pump is not considered cosmetically correct for restoration. It is designed as a replacement item only but fits and functions as original.

1955-62	Chevrolet convertibles
1955-62	Pontiac convertibles
1957-62	Buick convertibles
1957-62	Cadillac convertibles
1957-62	Oldsmobile convertibles

HK237 55-62 universal

New!

OER AUTHORIZED



1963-64 GM Full Size Convertible Top Motor



Replacement convertible top motor assembly for 12 volt systems in 1963-64 GM models. Made in USA.

Note: This universal pump is not considered cosmetically correct for restoration. It is designed as a replacement item only but fits and functions as original.

1963	Chevrolet Impala
1963-64	Buick LeSabre
1963-64	Buick Electra 225
1963-64	Cadillac Eldorado
1963-64	Cadillac Series 62
1963-64	Oldsmobile Starfire

HK238 55-62 universal

New!

OER AUTHORIZED



1962-72 Chevrolet Convertible Top Motor



Reproduction convertible top motor and pump assembly for various 1962-72 GM mid and full size models. Features original style mounting locations as well as electric and fluid connections.

1962-63	Chevy II/Novus
1964	Chevrolet Impala
1967-69	Camaro
1967-69	Firebird
1967-72	Chevelle
1967-72	El Camino

HK233 62-72 OE Style

New!

OER AUTHORIZED



1965-70 GM Full Size Convertible Top Motor



Replacement convertible top motor assembly for 12 volt systems designed in 1965-70 GM models. Made in USA.

Note: This universal pump is not considered cosmetically correct for restoration. It is designed as a replacement item only but fits and functions as original.

GM B-Body Applications	
1965-70	Chevrolet Impala/Caprice
1965-70	Buick LeSabre
1965-70	Buick Wildcat
1965-70	Pontiac Bonneville
1965-70	Pontiac Catalina
1967-70	Oldsmobile Delta 88
1967-68	Oldsmobile Delmont 88
GM C-Body Applications	
1965-70	Buick Electra
1965-70	Cadillac Deville
1965-70	Cadillac Eldorado
1965-70	Oldsmobile Ninety Eight

HK240 65-70 universal

New!



1963-70 GM Convertible Top Cylinder Bolts

OER AUTHORIZED

Reproduction shoulder bolts needed to mount the power top cylinders on GM convertible models. Designed to fit a wide variety of GM full size models from 1963-70. Sold as a pair. Two pair required per car. Made in USA.

SB001

GM B-Body Applications

1963-68	Chevrolet Impala/Caprice
1963-68	Buick LeSabre
1965-68	Buick Wildcat
1965-68	Pontiac Bonneville
1965-68	Pontiac Catalina
1965-68	Oldsmobile Delta 88
1965-68	Oldsmobile Delmont 88

GM C-Body Applications

1963-68	Buick Electra 225
1965-68	Cadillac Deville
1963-64	Cadillac Series 62
1965-68	Oldsmobile Ninety Eight

SB002

GM B-Body Applications

1963-70	Chevrolet Impala/Caprice
1965-70	Buick LeSabre
1965-70	Buick Wildcat
1965-70	Pontiac Bonneville
1965-70	Pontiac Catalina
1965-70	Oldsmobile Delta 88

GM C-Body Applications

1965-70	Buick Electra 225
1965-70	Cadillac Deville
1965-70	Oldsmobile Ninety Eight

SB001 63-68

SB002 69-70



New! USA

HK261

1958-60 GM Full Size Convertible Top Cylinder

OER AUTHORIZED

Reproduction convertible top cylinder for 1958 GM full size convertibles. Manufactured out of aluminum, the appearance is slightly different from the original, but they function and operate exactly the same. Sold individually. 2 required per vehicle. Made in USA.

HK260

1958	Chevrolet Impala
1958	Chevrolet Bel Air
1958	Pontiac Bonneville
1958	Pontiac Chieftain

HK261

1959-60	Chevrolet Impala
1959-60	Buick LeSabre
1959-60	Buick Invidia
1959-60	Buick Electra 225

HK260 58

HK261 59-60

GM Convertible Parts

New!

OER AUTHORIZED



1965-70 GM Full Size

Convertible Top Header Bow Guide Pin

Reproduction guide pin for a wide variety of GM full size convertibles. Guide pins help the top align to windshield frame while the top is closing. Necessary for proper alignment and latching of the top. Sold individually, 2 required per car. Made in USA.

GM B-Body Applications

1965-70 Chevrolet Impala/Caprice
1965-70 Buick LeSabre
1965-70 Buick Wildcat
1965-70 Pontiac Bonneville
1965-70 Pontiac Catalina
1967-70 Pontiac Grand Prix
1965-70 Oldsmobile Delta 88
1967-70 Oldsmobile Delmont 88

GM C-Body Applications

1965-70 Buick Electra
1965-70 Cadillac Deville
1965-70 Cadillac Eldorado
1965-70 Oldsmobile Ninety Eight

GP001 65-70

New!

OER AUTHORIZED



1971-76 GM Full Size

Convertible Header Bow Guide Pins

Reproduction guide pin set for a variety of GM full size convertible models. Guide pins are necessary for proper alignment and latching of the top. Each 4-piece set includes 2 pins and 2 mounting screws. Made in USA.

1971-75 Chevrolet Impala
1971-75 Chevrolet Caprice
1971-75 Buick LeSabre
1971-75 Buick Centurion
1971-75 Pontiac Catalina
1971-75 Pontiac Grand Ville
1971-75 Oldsmobile Delta 88
1971-76 Cadillac Eldorado

GP002 71-76

New!

OER AUTHORIZED



152606



152607

1966-70 GM Full Size Convertible Top Latches

Reproduction convertible top latch assembly for various 1966-70 GM C-Body and 1967-70 GM B-Body models. Each latch features the correct chrome hook knuckle along with the handle and spring mechanism. Made in USA.

GM B-Body Applications

1967-70 Chevrolet Impala/Caprice
1967-70 Buick LeSabre
1967-70 Buick Wildcat
1967-70 Pontiac Bonneville
1967-70 Pontiac Catalina
1967-70 Pontiac Grand Prix
1967-70 Oldsmobile Delta 88
1967-70 Oldsmobile Delmont 88

GM C-Body Applications

1966-70 Buick Electra
1966-70 Cadillac Deville
1966-70 Cadillac Eldorado
1966-70 Oldsmobile Ninety Eight

152606 66-70 LH

152607 66-70 RH

New!

OER AUTHORIZED



LH003



LH004

1971-76 GM Full Size Convertible Top Latches

Reproduction top latch assemblies for 1971-76 GM full size convertible models. Each latch features the correct chrome hook knuckle along with the handle and spring mechanism. Made in USA.

1971-75 Chevrolet Impala
1971-75 Chevrolet Caprice
1971-75 Buick LeSabre
1971-75 Buick Centurion
1971-75 Pontiac Catalina
1971-75 Pontiac Grand Ville
1971-75 Oldsmobile Delta 88
1971-76 Cadillac Eldorado

LH003 71-76 LH

LH004 71-76 RH

New!

OER AUTHORIZED



1961-64 GM Full Size Convertible Top Latch Handles

Reproduction convertible top latch handles to replace broken or damaged originals. Each handle features a bright chrome finish and is manufactured to exact factory specifications to ensure a perfect fit. Sold as a pair. One pair required per car. Made in USA.

1961-64 Chevrolet Impala
1961-62 Buick Invidia 225
1961-64 Buick LeSabre
1961-64 Buick Electra 225
1961-64 Cadillac Eldorado
1961-64 Cadillac Series 62
1961-62 Pontiac Catalina
1961-64 Oldsmobile Starfire

LH002 61-64

GM Convertible Parts

New!

QER AUTHORIZED



1965-70 GM Full Size Convertible Top Header Bow

Reproduction convertible top header bow for various GM full size convertible models.

Note: Shipped double oversize.

- 1965-70 Chevrolet Impala
- 1965-70 Buick LeSabre
- 1965-70 Buick Wildcat
- 1965-70 Buick Electra 225
- 1965-70 Pontiac Catalina
- 1965-70 Pontiac Bonneville
- 1965-70 Pontiac Grand Prix
- 1967-68 Oldsmobile Delmont 88
- 1965-70 Oldsmobile Delta 88
- 1965-70 Cadillac Deville

QER

HW6570 65-70

New!

QER AUTHORIZED



BW7276

1971-76 GM Full Size Convertible Hold Down Cables

Reproduction hold down cables used to maintain proper tension of the convertible top frame and help prevent the top from flaring out or flapping which may be caused by outside air pressure. These cables prevent the second bow ball joints from breaking. Made in USA.

- 1971-75 Chevrolet Impala
- 1971-75 Chevrolet Caprice
- 1971-75 Buick LeSabre
- 1971-75 Buick Centurion
- 1971-75 Pontiac Catalina
- 1971-75 Pontiac Grand Ville
- 1971-75 Oldsmobile Delta 88
- 1971-76 Cadillac Eldorado

BW7171 71
BW7276 72-76

New!

QER AUTHORIZED



HK234

1955-73 Convertible Top Hydraulic Hose Set

Replacement hose set to fit a wide variety of applications. Each set includes the hoses which run from the pump assembly to the lift cylinders along with fittings for installation. Each set includes hoses for both cylinders. One set required per vehicle. Made in USA.

Note: Manufacturers originally used different tenders for this item. This meant that some of the hoses could have different fittings, some longer, some at different angle. This set was the most common.

HK220

- 1955-61 Chevrolet
- 1955-61 Pontiac
- 1957-61 Buick
- 1957-61 Cadillac
- 1957-61 Oldsmobile


HK234

- 1962-64 Chevy II/Novo
- 1962-70 Impala/full size models
- 1962-63 Buick Special
- 1962-63 Oldsmobile F85
- 1962-63 Pontiac Lemans
- 1962-63 Pontiac Tempest
- 1964-71 Chrysler/Dodge/Plymouth
- 1964-73 Ford/Lincoln/Mercury

HK220	55-61	universal
HK234	62-73	universal
HK243	67-69	Camaro/Firebird

New!

QER AUTHORIZED



ST005

ST006

1971-76 GM Full Size Convertible Drive Cables

Reproduction convertible top drive cable to fit various GM full size B and C-Body models. The blue cable is for the LH-driver side, black is for the passenger side on 1971-76 "scissor top" convertible models. Made in USA.

- 1971-75 Chevrolet Impala
- 1971-75 Chevrolet Caprice
- 1971-75 Buick LeSabre
- 1971-75 Buick Centurion
- 1971-75 Pontiac Catalina
- 1971-75 Pontiac Grand Ville
- 1971-75 Oldsmobile Delta 88
- 1971-76 Cadillac Eldorado

ST005 71-76 LH
ST006 71-76 RH

GM Product Spotlight

New!

OER AUTHORIZED



1974-96 Chevrolet 5 Lug Rally Wheel Center Cap Set

OER® Authorized reproduction injection molded Rally wheel caps for 1974-91 truck models and 1994-96 Impala/Caprice. This is a set of 4 chrome plastic caps with black and yellow Bow Tie emblems. Mounting screws are included Sold as a set of 4.

1974-91 Chevrolet trucks
1994-96 Impala/Caprice

881176 74-96 5 lug

New!

OER AUTHORIZED



1974-91 GMC Truck 5 Lug Rally Wheel Center Cap Set

OER® Authorized reproduction injection molded Rally wheel caps for 1974-91 GMC truck models. This is a set of 4 chrome plastic caps with silver and red GMC emblems. Mounting screws are included. Sold as a set of 4.

881177 74-91 5 lug

New!

OER AUTHORIZED



1971-87 6 Lug Rally Wheel Center Cap Set

OER® Authorized reproduction 6 lug rally wheel center hub cap for 1971-87 Chevrolet truck models including Blazer, Jimmy and Suburban. This chrome plastic cap features a black center with a yellow Bow Tie logo. Sold as a set of 4.

748633 71-87 6 lug

New!

OER AUTHORIZED



height detail

Rally Wheel Dish Center Cap Set - 1" Taller

OER® Authorized aftermarket rally wheel dish center hub cap for various GM models with rally wheels. This stainless steel cap has a 1" taller design and features the words "Power Disc Brakes". Sold as a set of 4.

748634 Rally Dish Cap - 1" Taller

New!

OER AUTHORIZED



1988-90 IROC-Z Wheel Center Cap Set

OER® Authorized reproduction wheel center hub cap for 1988-90 Camaro IROC-Z models with 15" or 16" aluminum IROC wheels. This black plastic cap features a silver center with the IROC-Z logo. Sold as a set of 4.

748635 88-90 IROC-Z

New!

OER AUTHORIZED



1986-87 Buick Wheel Center Cap Set

OER® Authorized reproduction wheel center hub cap for 1986-87 Buick Grand National models with 10-steel steel chrome wheels. This black cap features the orange and yellow Turbo 6 logo. Sold as a set of 4.

748632 86-87

New!

OER AUTHORIZED



1975-88 Oldsmobile Wheel Center Cap Set

OER® Authorized reproduction wheel center hub cap for various 1975-88 Oldsmobile models with 14" or 15" Super Stock III steel wheels. These heavy steel caps have a bright chrome finish with a black center and features the Oldsmobile Red "Rocket" logo. Snap-in Installation. Sold as a set of 4.

1975-88 Cutlass
1975-76 Omega
1977 Delta 88
1984-85 Delta 88
1984-85 Custom Cruiser

748641 75-88

New!

OER AUTHORIZED



1985-87 Olds 442 Wheel Center Cap Set

OER® Authorized reproduction wheel center hub cap for 1985-87 Olds 442 models with 15" Super Stock III steel wheels. These heavy steel caps have a bright chrome finish with a black center and a gold 442 logo. Snap-in installation. Sold as a set of 4.

748642 85-87

New!

OER AUTHORIZED



1978 Corvette Wheel Center Cap Set

OER® Authorized reproduction wheel center hub cap for 1978 Corvette Pace Car and silver anniversary models. This chrome plastic cap features the Corvette crossed flags logo designed to replicate 1978 Pace Car center cap, but will fit all 1973-82 models with 8-slot aluminum wheels. Sold as a set of 4.

748640 78

New!

OER AUTHORIZED



1973-79 Corvette Wheel Center Cap Set

OER® Authorized reproduction wheel center hub cap for 1973-79 Corvette models with 8-slot aluminum wheels. This black and chrome plastic cap features the Corvette crossed flags logo. Sold as a set of 4.

748637 73-79

New!

OER AUTHORIZED



1980-81 Corvette Wheel Center Cap Set

OER® Authorized reproduction wheel center hub cap for 1980-81 Corvette models with 8-slot aluminum wheels. This chrome plastic cap features the Corvette crossed flags logo. Sold as a set of 4.

748638 80-81

New!

OER AUTHORIZED



1982 Corvette Wheel Center Cap Set

OER® Authorized reproduction wheel center hub cap for 1982 Corvette models with 8-slot aluminum wheels. This chrome plastic cap features the Corvette crossed flags logo. Sold as a set of 4.

748639 82

New!

OER AUTHORIZED



1980-87 Bow Tie Wheel Center Cap Set

OER® Authorized reproduction of the wheel center cap set for 1980-87 Malibu and El Camino and 1981-87 Monte Carlo models. This set of black plastic caps features chrome accents with a red center and a gold Bow Tie. Sold as a set of 4.

1980-87 Malibu
1980-87 El Camino
1981-87 Monte Carlo

748672 80-87

New!

OER AUTHORIZED



1981-88 Monte Carlo Wheel Center Cap Set

OER® Authorized reproduction of the wheel center cap set for 1981-88 Monte Carlo models with ZJ7 wheels. This set of black plastic caps features chrome accents with a red shield emblem. Sold as a set of 4.

748673 81-88

New!

OER AUTHORIZED



1981-88 Monte Carlo Wheel Center Cap Set

OER® Authorized reproduction of the wheel center cap set for 1981-88 Monte Carlo models with N90 wheels. This set of chrome plastic caps features the red shield emblem. Sold as a set of 4.

748676 81-88



10028614

748677

748679

748680

1982-02 GTA Wheel Lug Nut Caps

In addition to 1982-92 GTA wheels, wheel caps can also be installed on 1993-02 Camaro QB3 wheel, 1997-02 Camaro N96 and N98 wheels, 1998-02 Camaro N75 wheels, 2001-02 Camaro PW7 wheel and 2002 Camaro QG4 wheel.

Individual Caps

10028614 82-02 black

748677 82-02 chrome

748679 82-02 silver

748680 82-02 dark gray

Sets of 20 Caps

85124 82-02 black

881195 82-02 chrome

881196 82-02 silver

881197 82-02 dark gray

GM Product Spotlight



New!

OER AUTHORIZED



748665



881159



881151



881174

1977-81 Pontiac Firebird Wheel Center Cap Sets

OER® Authorized wheel center hub caps for 1977-81 Pontiac Firebird models. These caps will fit the Hi-Tech Turbo, Turbine, GTA and Snowflake wheels. Each set of plastic caps is available in chrome, gloss black, flat black and silver. Available in a choice of 2 different Firebird center emblem designs. Available with or without the metal retaining clip. Sold in sets of 4.

Cap With Metal Attaching Clip

Chrome Caps - Set of 4

748665	77-81	red bird emblem
748666	77-81	gold bird emblem

Gloss Black Caps - Set of 4

881150	77-81	red bird emblem
881151	77-81	gold bird emblem

Flat Black Caps - Set of 4

881157	77-81	red bird emblem
881158	77-81	gold bird emblem

Silver Caps - Set of 4

881171	77-81	red bird emblem
881172	77-81	gold bird emblem

Cap Without Metal Attaching Clip

Chrome Caps - Set of 4

748667	77-81	red bird emblem
748668	77-81	gold bird emblem

Gloss Black Caps - Set of 4

881152	77-81	red bird emblem
881153	77-81	gold bird emblem

Flat Black Caps - Set of 4

881164	77-81	red bird emblem
881165	77-81	gold bird emblem

1982-92 Pontiac Firebird Wheel Center Cap Sets

OER® Authorized wheel center hub caps for 1982-92 Pontiac Firebird models. These caps will fit the Hi-Tech Turbo, Turbine, GTA and Snowflake wheels. Each set of plastic caps is available in chrome, gloss black, flat black and silver. Available in a choice of 2 different Firebird center emblem designs. Available with or without the metal retaining clip. Sold in sets of 4.

Cap With Metal Attaching Clip

Chrome Caps - Set of 4

881140	82-92	silver bird emblem
881141	82-92	gold bird emblems

Gloss Black Caps - Set of 4

748669	82-92	silver bird emblem
748670	82-92	gold bird emblems

Flat Black Caps - Set of 4

881159	82-92	silver bird emblem
881160	82-92	gold bird emblems

Silver Caps - Set of 4

881173	82-92	silver bird emblem
881174	82-92	gold bird emblems

Cap Without Metal Attaching Clip

Chrome Caps - Set of 4

881145	82-92	silver bird emblem
881146	82-92	gold bird emblems

Gloss Black Caps - Set of 4

748674	82-92	silver bird emblem
748675	82-92	gold bird emblems

Flat Black Caps - Set of 4

881166	82-92	silver bird emblem
881167	82-92	gold bird emblems



New!

OER AUTHORIZED

Cap shown with optional metal clip installed



881142



Silver emblem
w/black lettering



Black emblem
w/silver lettering



Black emblem
w/gold lettering



881161



748645



881175

1982-92 Pontiac WS6 Wheel Center Cap Sets

OER® Authorized reproduction wheel center hub cap for 1982-92 Pontiac Firebird models with the WS6 performance package. These caps will fit the Hi-Tech Turbo, Turbine, GTA and Snowflake wheels. Each set of plastic caps is available in chrome, gloss black, flat black and silver with the silver and black "WS6 Performance Suspension" logo. Available with or without the metal retaining clip. Sold in sets of 4.

Cap With Metal Attaching Clip

88114282-92chromecaps
74864782-92glossblackcaps
88116182-92flatblackcaps
74864682-92silvercaps

Cap Without Metal Attaching Clip

88114782-92chromecaps
88115482-92glossblackcaps
88116882-92flatblackcaps

1982-92 Pontiac WS6 Wheel Center Cap Sets

OER® Authorized reproduction wheel center hub cap for 1982-92 Pontiac Firebird models with the WS6 performance package. These caps will fit the Hi-Tech Turbo, Turbine, GTA and Snowflake wheels. Each set of plastic caps is available in chrome, gloss black, flat black and silver with the black and silver "WS6 Performance Suspension" logo. Available with or without the metal retaining clip. Sold in sets of 4.

Cap With Metal Attaching Clip

88114382-92chromecaps
74864582-92glossblackcaps
88116282-92flatblackcaps
74864382-92silvercaps

Cap Without Metal Attaching Clip

88114882-92chromecaps
88115582-92glossblackcaps
88116982-92flatblackcaps

1982-92 Pontiac WS6 Wheel Center Cap Sets

OER® Authorized reproduction wheel center hub cap for 1982-92 Pontiac Firebird models with the WS6 performance package. These caps will fit the Hi-Tech Turbo, Turbine, GTA and Snowflake wheels. Each set of plastic caps is available in chrome, gloss black, flat black and silver with the black and gold "WS6 Performance Suspension" logo. Available with or without the metal retaining clip. Sold in sets of 4.

Cap With Metal Attaching Clip

88114482-92chromecaps
74864482-92glossblackcaps
88116382-92flatblackcaps
88117582-92silvercaps

Cap Without Metal Attaching Clip

88114982-92chromecaps
88115682-92glossblackcaps
88117082-92flatblackcaps

GM Product Spotlight



R4412



R4413

1977-79 Pontiac Snowflake 15" x 8" Wheels

OER® offers reproduction cast aluminum "Snowflake" wheels with gold or silver inserts in 15" x 8" with 4-1/4" backspacing. Each has its inserts painted gold or silver and clear coated as original. Accepts original style center caps and lug nuts. Caps, emblems and lug nuts are sold separately.

R4412	67-81	gold wheels - set of 4
R4413	67-81	silver wheels - set of 4



R4406



R4410

1984-87 Buick Regal GTA Alloy 16" x 8" Wheels

OER® offers the GTA wheel with a machine finished rim and the original black or gold color spokes. These GTA wheels were originally designed for Trans Am GTA models. They will fit and look great on 1984-87 Buick models as well. For best results, we recommend 245/50 tires on the front and rear of your Buick. Packaged individually in an OER® box with rim face protector ring.

R4410	84-87	black center, zero offset - set of 4
R4406	84-87	gold center, zero offset - set of 4



Deluxe Set - 881183

1977-81 Snowflake Wheel Center Cap Sets

Reproduction of the center cap and emblem sets for the "Snowflake" wheel on 1977-81 Pontiac Firebird models. Each center cap is manufactured from polished stainless steel. Sets include 4 caps and your choice of red or gold Firebird center emblems. Deluxe sets include a set of 20 lug nuts.

Note: Emblems must be glued on with the supplied epoxy adhesive.

Standard Sets

881180	77-81	with red bird emblems
881181	77-81	with gold bird emblems

Deluxe Sets Includes lug nuts

881182	77-81	with red bird emblems
881183	77-81	with gold bird emblems



Standard Set - 881185



Turbo 6

GNX

Turbo T

T Type

Tri Shield

1984-87 Buick Regal GTA Wheel Center Cap Sets

Reproduction of the center cap and emblem sets for the "GTA" wheel on 1984-87 Buick models. Each center cap is manufactured from flat black ABS plastic with a steel retaining clip. Standard sets include 4 caps and 4 center emblems. Deluxe sets include the caps and emblems plus lug nuts and black lug nut caps.

Standard Sets

881185	84-87	with Turbo 6 emblems
881186	84-87	with GNX emblems
881187	84-87	with Turbo T emblems
881188	84-87	with T-type emblems
881189	84-87	with Tri Shield emblems

Deluxe Sets (Includes Lug Nuts and Black Lug Nut Caps)

881190	84-87	with Turbo 6 emblems
881191	84-87	with GNX emblems
881192	84-87	with Turbo T emblems
881193	84-87	with T-type emblems
881194	84-87	with Tri Shield emblems



New!



1980-81 Camaro Z28 N90 Wheel Sets

Reproduction of the aluminum N90 wheels for 1980-81 Camaro models. These cast aluminum wheels feature the standard GM 5 on 4-3/4" bolt pattern and have a 4-1/4" backspace. Sold as a set of 4.

Except Z28 Models

R4421	80	14" x 7"	set of 4 wheels
-------	----	----------	-----------------

Z28 Models

R4422	81	15" x 7"	set of 4 wheels
-------	----	----------	-----------------



Z28



Camaro, Black



Camaro, Red



Chevrolet



881202



881200



881201



881203

1980-81 Camaro N90 Wheel Center Cap and Insert Sets

OER® reproduction hub caps for 1980-81 Camaro models with RPO N90 aluminum wheels. Individually pre-packaged in OER® box. Sets include the emblem inserts. Inserts attach with 3M adhesive backing. Sold in sets of 4 caps and 4 emblems.

881202 80-81 "Z28"

881200 80 "Camaro", black

881201 80 "Camaro", red

881203 80-81 "Chevrolet"

New!



14012631

14012634



14023358



14012632



14066944

1980-81 Camaro N90 Wheel Hub Cap and Inserts

OER® reproduction hub caps for 1980-81 Camaro models with RPO N90 aluminum wheels. Individually pre-packaged in OER® box. Inserts attach with 3M adhesive backing.

Wheel Hub Cap

14012631	80-81
----------	-------

Wheel Hub Cap Inserts - 2-1/4" Dia.

14012634	80-81	"Z28"
----------	-------	-------

14023358	80	"Camaro", black
----------	----	-----------------

14012632	80	"Camaro", red
----------	----	---------------

14066944	80-81	"Chevrolet"
----------	-------	-------------



1976-85 GM Aluminum Wheel Lug Nut Set 7/16"-20

Reproduction 7/16"-20 lug nut set for a wide variety of GM applications. Each set includes 20 nuts designed specifically for Pontiac Snowflake, Turbine aluminum wheels, Camaro N90 aluminum wheels, Corvette 8-slot aluminum wheels, Cutlass/442 N78 and/or W30 aluminum wheels, Buick N78 and N90 aluminum wheels and more.

1978 Camaro w/78 wheels

1979 Camaro w/N90 wheels

1976-82 Corvette w/cast aluminum wheel

1977-81 all Pontiac models w/78, N89, N90 wheels

1977-81 Cutlass w/N78 wheels

1979-81 Cutlass w/W30 wheels

1979-81 Regal w/N78 wheels

1980-81 Buick full size w/N90 wheels

881184	76-85	set of 20
--------	-------	-----------

GM Product Spotlight



1982-87 Camaro Z28 N90 15" x 7" Wheel Sets

Reproduction of the 15" x 7" aluminum (N90) wheel for 1982-87 Camaro Z28 models. These cast aluminum wheels feature the standard GM 5 on 4-3/4" bolt pattern and have a 4-1/4" backspace. Sold as a set of 4.

84423 82-87 15" x 7" set of 4 wheels



Silver cap



Chrome cap



Black cap



881222



881211



881210



Z28, Red



Z28, Silver



IROC-Z, Blk/Gold



IROC-Z, Blk/silver



IROC-Z, silver



Camaro

1982-90 Camaro Z28 N90 15" Wheel Center Cap and Insert Sets

Reproduction hub cap for 1982-90 Camaro models with N90 Z28 wheels. Hubcaps are available in black, chrome or silver. Inserts are manufactured from domed mylar with a clear polyester coating. The Z28 inserts apply with 3M adhesive backing. The other inserts apply with epoxy adhesive (supplied). Measures 2-1/8" diameter. Sold as sets of 4 caps and 4 emblems

Silver Caps

881212	82	Z28, red
881209	82-86	Z28, silver
881215	88	IROC-Z, blk/gold
881218	88	IROC-Z, blk/silver
881222	88	IROC-Z, silver
881206	90	Camaro



Chrome Caps

881211	82	Z28, red
881208	82-86	Z28, silver
881214	88	IROC-Z, blk/gold
881217	88	IROC-Z, blk/silver
881221	88	IROC-Z, silver
881205	90	Camaro

Black Caps

881210	82	Z28, red
881207	82-86	Z28, silver
881213	88	IROC-Z, blk/gold
881216	88	IROC-Z, blk/silver
881220	88	IROC-Z, silver
881204	90	Camaro



101542845

10154284

10154284C



14055959

14035332

748649



10087755

10087758

10087764

1982-92 N90 15" Wheel Center

Cap and Inserts



Reproduction hub cap for 1982-86 Camaro models with N90 Z28 wheels. Inserts are manufactured from domed mylar with a clear polyester coating and a 3M adhesive backing. Measures 2-1/8" diameter.

Wheel Center Caps

101542845	82-92	silver
10154284	82-92	black
10154284C	82-92	chrome

Center Cap Inserts

14055959	82	Z28, red
14035332	82-86	Z28, silver
748649	88	IROC-Z, silver
10087755	88	IROC-Z, gold
10087758	88	IROC-Z, silver
10087764	90	Camaro



M12-1.50 Black Flat Top Capped 19mm Hex Head Lug Nut Set

Reproduction metric lug nuts designed and constructed to strict engineering quality standards, and manufactured with high corrosion resistance to combat rust in any environment. Each nut has a black coated finish just like the factory original lug nut on 1982-87 Camaro models with the Z28 N90 style wheel. Set of 20.

881198 82-87 set of 20

QER AUTHORIZED



1985-87 Camaro IROC-Z 16" x 8" Reproduction Wheels

Reproduction of the 16" x 8" cast aluminum wheel for 1985-87 Camaro IROC-Z models. Wheels feature the standard 5 on 4-3/4" bolt pattern. Available in a 4-1/4" backspace for the front or a 5-1/8" backspace for the rear. Sold as sets of 4.

Important: Low profile tires may be required for clearance on early model applications. If installing on earlier models, you must check clearances of brakes, wheel openings and backspacing to ensure proper wheel and tire clearance.

R4424	85-87	(4) 4-1/4" backspace
R4425	85-87	(2) 4-1/4" backspace, (2) 5-1/8" backspace

New!



748655



748656



748636



IROC-Z, gold



IROC-Z, silver



IROC-Z, red

1985-87 Camaro IROC-Z Center Caps

Reproduction center cap emblems that snaps into place in the center of the IROC-Z 16" x 8" wheels. Manufactured using injection molded plastic with a Mylar domed center and a clear polyester coating. Available in gold, silver and red lettering. Sold as sets of 4.

748655	85-87	IROC-Z, gold
748656	85-87	IROC-Z, silver
748636	85-87	IROC-Z, red



PR148281



PR148682

Choose From 4 Center Cap Emblem Styles!



1985-87 Camaro IROC-Z Oversize Replica Wheels

Bring the classic design of the 1985-87 IROC wheel to your classic car with this oversized replica wheel. This one-piece, alloy wheel is available with a machined finished face and gloss black accents or chrome plated. Each wheel includes center cap. Center cap emblems are sold separately. Several styles and colors of center emblems to choose from.

Important: OE center caps do not fit these wheels. Each wheel includes a center cap. Center cap emblems are sold separately.

Note: Add color code suffix when ordering emblems, available in black (BK) or silver (SV). Shipped overnight.

Machined/Gloss Black

Bolt Pattern	5 x 4.75", 4-1/2" backspace, 0mm offset
PR148881	18" x 8"
PR148281	20" x 8"

Bolt Pattern	5 x 5", 4-1/2" backspace, 0mm offset, load rating 2000
PR148871	20" x 8"

Chrome Plated

Bolt Pattern	5 x 4.75", 4-1/2" backspace, 0mm offset
PR148682	16" x 8"
PR148882	18" x 8"
PR148282	20" x 8"

Bolt Pattern	5 x 5", 4-1/2" backspace, 0mm offset, load rating 2000
PR148872	20" x 8"

Wheel Center Cap Emblem - 2-1/2"

K151710	Bow Tie	specify color
K151711	Camaro	specify color
K151712	Z28	specify color
K151713	IROC-Z	specify color

GM Product Spotlight



1970-81 Z28/Chevelle 5-Spoke 15" x 7" Steel Wheel Sets

Reproduction 15" x 7" original style 5-spoke steel wheel found on 1970-81 GM performance models including 1970-81 Z-28 models and 1971-74 Chevelle models or can be added to a vehicle that wasn't originally equipped with 5-spoke. 5 on 4-3/4" bolt pattern. Sold as a set of 4.

R3045	70-81	15" x 7"
-------	-------	----------



881223



881224



881225



Bow Tie

1977-78 Z28

1979-81 Z28

New!



881226

1970-81 Z28/Chevelle 5-Spoke 15" x 7" Steel Wheel Center Cap Sets

Reproduction polished stainless steel hub cap with insert for 1970-81 Camaro models & 1971-72 Chevelle SS models equipped with the 5-spoke sport wheels. Sold as a set of 4.

881223	70-75	Camaro
881223	71-72	Chevelle
881224	77-78	Z28
881225	79-81	Z28

GM Restoration Parts

1970-81 Z28/Chevelle 5-Spoke Steel Wheel Center Cap and Trim Ring Sets

Reproduction 15" x 7" wheel trim rings and center caps for 1970-81 Camaro models & 1971-72 Chevelle SS models equipped with the 5-spoke sport wheels. Sets include 4 trim rings and 4 center caps.

881226	70-75	Camaro
881226	71-72	Chevelle
881227	77-78	Z28
881228	79-81	Z28

New!

QER AUTHORIZED



low crown detail



7/16"-20 Late Design Low Crown Chrome Acorn Style Lug Nut Set

Correct reproduction of the original late design low crown acorn lug nuts used with all 1967-81 Pontiac Rally I wheels, Rally II or Honeycomb wheels. Also used with 1969-70 Chevrolet SS Style and 1970-81 Z28 5-Spoke wheel as well as Magnum 500 wheels and other popular wheels of the era. The design of the nut is the same as the original with a stainless cap over steel nut construction. Will install on original or reproduction wheels. Comes as a set of 20.

881229	67-81	set of 20
--------	-------	-----------

New!

QER AUTHORIZED



high crown detail



7/16"-20 Early Design High Crown Chrome Acorn Style Lug Nut Set

Correct reproduction of the original early design high crown acorn lug nuts used with all 1967-81 Pontiac Rally I wheels, Rally II or Honeycomb wheels. Also used with 1969-70 Chevrolet SS Style and 1970-81 Z28 5-Spoke wheel as well as Magnum 500 wheels and other popular wheels of the era. The design of the nut has been improved for longevity. Rather than having a chrome or stainless steel cap as originally designed, this nut is solid in design to prevent splitting or damaging the nut when using an impact wrench to tighten lugs. Will install on original or reproduction wheels. Sold as a set of 4.

DK79	67-81	set of 20
------	-------	-----------




1967-72 Pontiac Rally II

Center Caps **QER** AUTHORIZED

Reproduction of the original Rally II center cap designed for various 1967-72 Pontiac models. Features correct "PMD" lettering and bright chrome plated outer edge. Designed for bolt-on style installation to deter theft. Includes mounting hardware. Sold as a set of 4.

881232	67-72	red
881231	67-72	black



1967-72 Pontiac Rally II Lug Nuts

Reproduction of the original Rally II lug nuts designed for various 1967-72 Pontiac models. Features correct red or black color as original. Sold as a set of 4. **QER** AUTHORIZED

F252	67-72	red
F255	67-72	black



4 - 15" x 7" Rally II Wheels

4 - Red or Black Center Caps

4 - 15" x 7" Trim Rings

20 - Rally II Lug Nuts



1965-81 Rally Wheel 15" **New!** Trim Ring Set **QER** AUTHORIZED

Reproduction 15" stainless steel wheel trim ring form most GM 15" Rally wheels found on many GM models. 2-1/4" deep. Sold as a set of 4.

TR3125	65-81	15"
--------	-------	-----



Pontiac 15" x 7" Rally II Wheel Kit

The original 1967-69 Pontiac Rally II wheels usually featured a red center cap. Some early 1970 models may have also included the red caps. The 1971-72 models were usually equipped with the black center caps. The original type trim rings are not available and we have chosen a similar trim ring which looks and fits as closely as possible to the original Sets include four wheels, four center caps, four trim rings, and twenty lug nuts. Bolt pattern is 5 x 4-3/4".

Important: The trim rings supplied are aftermarket and although they will fit the wheels, they may vary slightly in appearance from originals.

Note: Shipped overweight.

RDK403R	67-72	red center caps
RDK403B	67-72	black center caps

GM Product Spotlight

New!



1967-68 Camaro RS Headlamp Door Hinge

OER® reproduction of the Rally Sport headlight door hinge which pivots the headlamp concealment assembly when the headlights are activated. This hinge was used on both the LH and RH headlamp assemblies. Pre-packaged in OER® polytube.

3918873 67-68 Camaro RS

New!



1967-68 Camaro RS Headlamp Door Bumpers

OER® reproduction of the insulating rubber bumpers/stoppers used on the 1967-68 Camaro RS headlamp door assemblies. These insulators dampen the noise caused by opening and closing of the door assemblies. Made of high quality EPDM rubber. Requires weatherstrip adhesive for installation. Sold in pairs. 1 pair required per vehicle. Pre-packaged in OER® polytube.

3903461 67-68 Camaro RS

New!



1967-68 Camaro RS Headlamp Door Screws

OER® reproduction 8 piece headlamp door (return cover) screw set will install both RH and LH Rally Sport headlight doors. Available in black to match the originals. Each screw is produced in the correct thread size. Pre-packaged in OER® polytube.

K7917 67-68 Camaro RS

New!



1967 Camaro RS Headlamp Output Arm

OER® reproduction headlamp output arm, commonly known as the bellcrank on 1967 Camaro Rally Sport models. Attaches to the return cover door assembly and the headlamp motor. The stamped steel arm, when connected, will allow complete movement of the headlamp door assembly. Pre-packaged in OER® polytube.

4917702 67 Camaro RS

New!



1968 Camaro RS Headlamp Bellcrank Shaft and Lever Supports

OER® reproduction headlamp bellcrank shaft and lever support for 1968 Camaro RS models. Item used to support shaft and lever assembly. This bracket will be necessary for correct installation and attachment of the bellcrank assembly. Pre-packaged in OER® polytube.

3925456 68 Camaro RS

New!



1959-62 Turn Signal Switch

Reproduction turn signal switch for various GM models. Located in the steering column, this turn signal switch includes an original style connector to match the original. Pre-packaged in OER® polytube.

1959-62 Impala/full size 1960-62 GM truck
1959-60 El Camino 1962 Chevy II/Nova

3745110 59-62

New!



469302



1560865

1975-91 GM Truck Headlamp Knob

OER® reproduction headlamp knob for 1975-91 Chevrolet/GMC truck models. Manufactured from injection molded material with a quality chrome finish and the correct lamp logo as original. Pre-packaged in OER® polytube.

469302 75-84 all

1560865 85-86 C/K

1560865 87-91 R/V

New!



1967-68 F-Body Hi Beam Indicator

OER® reproduction headlamp hi-beam indicator bulb housing, red lens and ground strap for 1967-68 Camaro and Firebird models. Mounts on the upper portion of the rear section of the plastic instrument carrier. The ground strap is instrumental in grounding the hi-beam indicator light and gauge cluster assembly. Includes mounting screws. Bulb and wiring not included. For bulb use # 1895. Pre-packaged in OER® chipboard box.

Note: The wire formed ground strap included with this set, is used for 1967 models only. The flat die-stamped ground strap is used for 1968 models.

748620 67-68 Camaro/Firebird

New!



1962 Impala/Full Size Cove Moldings

OER® reproduction of the tail lamp cove moldings for 1962 Impala/full size Chevrolet models except wagons. These polished aluminum moldings attach to the quarter panel and act as an extension of the trunk lid molding.

748618 62 cove moldings

New!



1962 Impala/Full Size Trunk Lid Molding

OER® reproduction of the upper trunk lid molding for 1962 Impala/full size Chevrolet car models. Fits on the rear upper section of the trunk lid. Each is contoured and stamped correctly for a perfect fit. Fits standard and SS models. Pre-packaged in OER® polytube.

748624 62 trunk lid molding

New!

OER AUTHORIZED



1964 Impala/Full Size Rear Bumper

OER® Authorized reproduction of the three piece rear bumper for all 1964 full size Chevrolet car models. This stamped steel bumper is manufactured to exact factory specifications and features a quality chrome finish.

Note: Shipped overseas.

817051 64 3 piece rear bumper

New!



153613

1973-87 GM Truck Bumper Bolt Sets

Replacement bumper bolt set for 1973-87 GM truck models. Manufactured as a factory service replacement, although these bolts are not identical to the originals they will fit and function correctly. Feature a stainless capped bolt head. Prepackaged in OER® polytube.

153612 73-80 front
153613 81-87 front
153613 73-87 rear

New!



OER AUTHORIZED

1955-60 Door Striker Screws

OER® Authorized reproduction of the original door striker screw set for the GM models listed. One set will attach 2 door striker plates. Used to attach striker plates # CX1874. Pre-packaged in OER® Authorized polytube.

1955-57 Tri-5 Chevrolet
1956-60 Corvair
1958-60 Impala/full size (1960 1st design)
1959-60 El Camino (1960 1st design)

TF400430 55-60 set of 6

New!



1967 F-Body Door Window Rest Bumper

Reproduction door window rest bumper for 1967 Camaro and Firebird models. This bumper mounts to a bracket inside the door shell, and acts as a resting point when the door glass is in the lowered position. 1 required per door.

153595 67 Camaro/Firebird

New!



1982-92 F-Body Rear Window Hinge Bolt

Reproduction of the original rear window hinge bolt and retaining nut designed for 1982-92 Camaro and Firebird models. The hex stud bolt is manufactured with a plastic cap as original. Sold individually. 2 required per vehicle. 4 required per vehicle.

20309167 82-92 Camaro/Firebird

New!

OER AUTHORIZED



1955-57 Chevrolet Cars

1955-59 GM Trucks Headlamp Switch

OER® Authorized reproduction of the headlamp switch for 1955-57 Chevrolet cars and 1955 2nd series thru 1959 Chevrolet and GMC truck models.

1955-57 Bel Air, 210, 150
1955-59 Chevrolet/GMC trucks

CX1428 55-59

GM Product Spotlight

New!

OER AUTHORIZED



1967-74 Disc Brake Spindle

OER® Authorized reproduction disc brake spindle for various GM models with disc brakes. Sold individually. Fits LH or RH side.

Chevrolet

1967-69 Camaro
1967-72 Chevelle
1967-72 El Camino
1970-72 Monte Carlo
1968-74 Nova

Buick

1973 Apollo

Oldsmobile

1967-72 F85
1971-74 Omega
1967-72 Special

Pontiac

1967-69 Firebird
1969-72 Grand Prix
1974 GTO

K6151 67-74

New!

OER AUTHORIZED



1969-74 Single Piston Caliper Brackets

Reproduction of the OE caliper brackets for models equipped with single piston disc brake calipers. Each bracket is constructed in stamped steel and features all of the correct holes, curves and contours for an authentic original appearance and fit. Brackets are cad-plated in a gold finish for corrosion resistance.

Note: Will not fit models with the JLS brake package.

Chevrolet

1969 Camaro
1969-74 Nova
1969-72 Chevelle
1969-72 El Camino
1970-72 Monte Carlo

Buick

1973-74 Apollo

Oldsmobile

1969-72 Cutlass
1973-74 Omega
1967-72 Special
Pontiac
1969 Firebird
1969-72 Grand Prix
1969-74 GTO

E330 69-74

New!

OER AUTHORIZED



1962-67 Chevy II/Nova Disc Brake Spindle

When converting a 4-lug or 5-lug drum vehicle to disc brakes, the spindles will need to be changed. This spindle bolts on 1962-67 Chevy II/Nova models and use later style 1969-74 Nova single caliper disc brake components. Sold individually. 2 required per vehicle.

Note: Requires 5-lug steering arms # S401.

DBS02 62-67

New!



1971-92 Park Brake Cable Retainer

OER® reproduction of the original park brake cable retainer designed for various GM models as listed below. Manufactured in the stamped steel with clear zinc plating for corrosion resistance. Retainer attaches over the brake cable spring and holds the cable in place. 1 required per car. Pre-packaged in OER® polytube.

Chevrolet

1976-81 Camaro
1971-90 Caprice
1973-75 Chevelle
1976-88 El Camino
1971-85 Impala
1976-83 Malibu
1976-81 Monte Carlo

Buick

1976-81 Century
1976-84 Electra
1976-89 Estate Wagon
1976-85 Lesabre
1988-90 LeSabre Wagon
1976-87 Regal
1976-85 Riviera

Cadillac

1987-92 Brougham
1977-84 Deville
1979-85 Eldorado
1987-85 Fleetwood Brougham
1980-81 Fleetwood Coupe
1977-81 Fleetwood Sedan
1976-85 Seville

Oldsmobile

1982-84 98 Regency
1982-90 Custom Cruiser
1976-81 Cutlass
1976-85 Delta 88
1976-81 Ninety-Eight
1976-85 Toronado

Pontiac

1976-86 Bonnevill
1976-81 Catalina
1976-81 Firebird
1978-81 Grand Am
1976-87 Grand Prix
1976-81 Lemans
1983-86 Parisienne
1976 Safari
1987-89 Safari

1385078 71-92 retainer

New!

OER AUTHORIZED



1962-86 GM Truck Master Cylinder

OER® Authorized hydraulic brake master cylinders. Features aluminum and iron castings for an exact match to the design of your vehicle's original equipment.

Note: Not for use on early factory disc brake cars.

Chevrolet Passenger Car Applications

1962-66 models w/o metallic brake shoe linings
Chevrolet Chevy II/Nova Applications
1962-66 models w/o metallic brake shoe linings

Chevrolet/GMC Truck Applications

1/2 ton C series truck w/manual brakes
1963 1" bore, 1st design
1964-66 1" bore, w/o flat face coat

1/2 ton K series truck

1964-66 1" bore, w/o flat face coat
3/4 ton C series truck

1963 Moraine cylinder
1963-66 1" bore, w/o flat face coat

3/4 ton K series truck

1963-66 All
1/2 ton C series truck w/power brakes
1963-64 Moraine booster, 1" bore

1963-66 Bendix booster, 1" bore
1/2 ton K series truck w/power brakes
1963-66 Bendix booster, 1" bore

3/4 ton C series truck w/power brakes
conventional, Bendix booster
1965-66 Bendix booster

3/4 ton K series truck w/ power brakes
1964-66 Bendix booster

1 ton C series truck w/power brakes
1963-66 All

MC36006 62-66

New!



1955-89 Driveshaft Support Bearing

This is a center support bearing designed for longer-lasting service life for high-performance applications to support the center of the driveshaft assembly. Manufactured from machined and polished billet aluminum with a precision roller bearing enclosed in high strength polyurethane material. Includes grade 8 mounting bolts.

Note: Designed for trucks equipped with 2 piece driveshafts.
Bearing ID: 1.1811"

1955-89 GM truck - end yoke style
1958-64 Impala/full size
1959-60 El Camino

CS801 55-89

New!

OER AUTHORIZED



1955-57 Lower Control Arm Shaft Set

Reproduction lower control arm shaft set for 1955-57 full size models. These lower shafts include rubber bushings, washers, and washer/bushing retainer bolts.

14795 55-57 lower control arms

New!

OER AUTHORIZED



1955-57 Upper Control Arm Shaft Set

Reproduction upper control arm shaft set is for 1955-57 full size models. These upper shafts have an extra 2 degrees of caster built into them. The added caster is a must for cars equipped with power steering. Includes shafts, rubber bushings, washers, and washer/bushing retainer bolts.

14794 55-57 upper control arms

New!

OER AUTHORIZED



1955-72 Lower Control Arm Bumper Black Polyurethane

Reproduction lower control arm bumpers for various GM models listed. Manufactured from long lasting, durable polyurethane material.

1955-57 Tri-5 Chevy
1968-69 Camaro
1968-69 Firebird
1968-72 Chevy II/Novu

99154G 55-72

New!

OER AUTHORIZED



1958-60 Impala/Full Size Idle Arm

Quality reproduction idler arm for 1958-60 Impala/full size car models with manual or power steering. One required per car.

14792 58-60 idler arm

New!

OER AUTHORIZED



1955-57 Impala/Full Size Idle Arm

Reproduction of the idler arm for 1955-57 cars with manual steering. The idler arm bolts to the frame on the passenger side and the centerlink attaches to it. Includes mounting bolts.

TF500030 55-57 idler arm

New!

OER AUTHORIZED



1961-66 Idler Arm Assembly

Reproduction of the idler arm assembly for 1961-64 Impala/full size cars and 1963-66 Chevrolet and GMC 1/2 ton - 2 wheel drive truck models.

1961-64 Impala/full size
1963-66 GM truck 1/2 ton, 2WD

18573 61-66

New!

OER AUTHORIZED



1958-64 Impala/Full Size Centerlink Adapter

This centerlink adaptor screws onto the end of the draglink in place of the factory power steering control valve. This adaptor is required when converting to a 500, 605, or 670 series power steering gearbox. Uses the factory power steering pitman arm.

14793 58-64 centerlink adaptor

New!

OER AUTHORIZED



1958-64 Impala/Full Size Upper Control Arm Shaft Set

Reproduction upper control arm shaft set for 1958-64 Impala/full size car models. Set include shafts, bushings, washers, and washer/bushing retainer bolts. One set required per car

14796 58-64 upper control arms

New!

OER AUTHORIZED



1958-64 Impala/Full Size Lower Control Arm Shaft Set

Reproduction lower control arm shaft set is for 1958-64 Impala/full size models. These lower shafts include bushings, washers, and washer/bushing retainer bolts. One set required per car

14797 58-64 lower control arms

GM Product Spotlight

New!

OER AUTHORIZED



1947-59 GM Truck TH350/TH400 Transmission Crossmember

Reproduction transmission crossmember and mounts for installing a TH350 or TH400 automatic transmission in your early model pickup. This 3 piece heavy-duty construction adds the support you need when upgrading your drive train. Installs between the original frame rails.

CK1354 47-59 TH350/TH400

New!

OER AUTHORIZED




1947-59 GM Truck V8 Engine Crossmember

When converting from a 6 cylinder engine to a V8, this crossmember is a must. This heavy duty engine crossmember is designed to mount and support a V8 engine in a 1947-59 Chevrolet or GMC truck. This 3 piece set mounts between the frame rails.

475019 47-59 V8

New!

OER AUTHORIZED



Polyurethane Transmission Mount

Reproduction transmission mount for most all GM transmissions. Manufactured from long lasting, durable polyurethane material. Will work with manual or automatic transmissions.

Note: Not for use on 1990-92 3.1 V6 5-speed transmissions.

31108G transmission mount

New!

OER AUTHORIZED



1965-68 SB Upper Alternator Bracket

Chrome upper alternator bracket for 1965-68 small block engines equipped with a short water pump.

Note: Use with a short water pump.

19319 65-68

New!

OER AUTHORIZED



1969-86 BB Upper Alternator Bracket

Chrome reproduction big block upper alternator bracket for factory intake manifolds. This bracket is designed for long water pumps on models equipped with an original big block engine.

Note: Use with a long water pump.

1969-72 Camaro
1969-75 Impala/full size
1969-86 GM truck

19318 69-86

New!

OER AUTHORIZED



1965-68 BB Alternator Bracket

Chrome reproduction big block upper bracket for factory intake manifolds. This bracket is designed for short water pumps on models with an original big block engine.

Note: Use with a short water pump.

19581 65-68

New!

OER AUTHORIZED



1969-75 SB Upper Alternator Bracket

Chrome upper alternator bracket for 1969-75 small block engines equipped with an aftermarket intake manifold and/or headers and a long water pump.

Note: Use with a long water pump.

19323 69-75

New!



1959-72 GM Small Block Coil Bracket

OER® reproduction zinc plated steel coil bracket holder for various 1959-72 GM small block engines. Pre-packaged in OER® polytube.

1959-72 Impala/full size exc. 409
1963-72 GM truck w/o tilt wheel
1964-72 Chevy II/Novu
1964-72 Chevelle
1967-72 Camaro exc. 302
1967-72 Corvette
1971-72 Monte Carlo exc. 454
1971-72 Ventura 307

1970344 59-72

New!

OER AUTHORIZED



62531

Electronic Fuel Pumps

These externally-mounted electric fuel pumps are ideal for most street and strip applications. Proven rotary vein technology provides high flow and stable pressures with minimal vibration and sound. Each pump features 3/8" NPT inlets and outlets, along with an externally accessible pressure relief valve. Each pump features a cadmium plated housing.

Note: Not for fuel injected engines. Pumps that produce more than 7 psi should be used with a pressure regulator (sold separately).

62531 100 gph, 7 psi

62561 140 gph, 9 psi

New!



1967-69 Camaro/1968-70 Nova Big Block Upper Radiator Hose

OER® reproduction of the original upper radiator hose for 1967-69 Camaro and 1968-70 Chevy II/Nova big block models. This radiator hose is precision molded from premium grade rubber to match OE configurations and features white makings illustrating the PT# 3909866. Pre-packaged in OER® polytube.

1967-69 Camaro big block
1968-70 Chevy II/Nova big block

3909866 67-70 upper (big block)

New!



1967-68 Camaro Small Block Lower Radiator Hose

OER® reproduction of the original lower radiator hose for 1967-68 small block Camaro models. This radiator hose is precision molded from premium grade rubber to match OE configurations and features white makings with the PT# 3892628. Pre-packaged in OER® polytube.

3892628 67-68 lower (small block)

New!



1969 Camaro, 1969-74 Nova, 1970 Impala Small Block Upper Radiator Hose

OER® reproduction of the original upper radiator hose for 1969 Camaro, 1969-74 Nova and 1970 Impala/full size models. This radiator hose is precision molded from premium grade rubber to match OE configurations and features white makings with the PT# 3956662. Pre-packaged in OER® polytube.

1969 Camaro small block exc. HD radiator
1969-74 Nova small block exc. HD radiator
1970 Impala/full size small block exc. HD radiator

3956662 69-74 upper (small block)

New!



Radiator Overflow Hose - 3/8" id x 30"

Service replacement radiator overflow hose for many 1972-92 GM models. Can also be used for other applications where a thin walled 3/8" ID coolant hose is required. This has a maximum pressure of 50 psi. and a temperature range of -40°F to 257°F. Each 3/8" diameter hose is 30" in length. Includes 2 spring clamps.

RH65101 3/8" id x 30"

New!



OER AUTHORIZED

60761

Universal Radiator Overflow Tanks

These are beautifully polished stainless steel radiator overflow tanks that will give an engine compartment a clean and custom look. Includes a twist-on cap and mounting hardware.

60721 2" x 13"

60731 2" x 15"

60741 2" x 17"

60751 2" x 19"

60761 3" x 10"

60781 3" x 16"

New!

OER AUTHORIZED



TH350/TH400 Flexible Transmission Dipstick

This flexible transmission dipstick features an aluminum handle, steel braided housing and a teflon dipstick. It fits push-in style transmissions with an o-ring seal. Includes a clear plastic tube with fitting to adapt a regular transmission fluid funnel to fit the dip stick housing.

51041 TH350/TH400

New!

OER AUTHORIZED



700-R4 Flexible Transmission Dipstick

This flexible transmission dipstick features an aluminum handle, steel braided housing and a teflon dipstick. It fits push-in style transmissions with an o-ring seal. Includes a clear plastic tube with fitting to adapt a regular transmission fluid funnel to fit the dip stick housing.

51061 700-R4 transmission

GM Product Spotlight

New!

OER AUTHORIZED



1973-91 GM Truck Dash Bezel Screw Set

Reproduction screw set that attaches the dash instrument panel bezel to the dash panel on 1973-91 GM truck models. Sold as a set of 10. Pre-packaged in OER® Authorized polytube.

14242 73-91 set of 10

New!



1968 Camaro/Firebird Vent Duct Connector

OER® reproduction of the duct connector that connects the vent elbow to the firewall duct on 1968 Camaro and Firebird models without factory AC. The original ducts often become cracked or worn over time. This reproduction duct is manufactured to factory specifications from molded plastic with an indexing tab as original for a correct replacement. Sold individually. Two required per vehicle. Pre-packaged in OER® polytube.

A8100378 68

New!

OER AUTHORIZED



1961-76 Power Seat Relay

Reproduction power seat relay for 1961-76 full size models with 4 or 6 way adjustable seats. This 6 prong relay replaces OE part number 5717528. Made in USA.

Chevrolet

1964-67 Chevelle
1964-68 Bel Air
1964-76 Impala
1966-76 Caprice
1970-72 Monte Carlo

Buick

1966-76 Electra 225
1967-70 Wildcat
1967-76 LeSabre
1971-76 Centurion

Oldsmobile

1961-75 all
Pontiac
1967-70 Bonneville
1967-76 Catalina
1967-76 Grand Prix

Cadillac

1966-76 all

Chevrolet

1971-81 Camaro
1971-77 Vega
1972-79 Nova
1975-79 Monza

Buick

1976-80 Skylark
1976-80 Skyhawk

Pontiac

1971-81 Firebird
1972-77 Ventura
1975-77 Astre
1976-77 Sunbird
1976-77 LeMans

Oldsmobile

1973-78 Omega
1975-80 Starfire

B99107 61-76

New!



1975-81 Seat Release Cables

OER® reproduction seat release cables for 1975-81 front bucket seats. Cables release the seat track when the seat track adjustment knob is engaged. Designed for manual style seat tracks only. Not for use with power seats. This item is made of high quality precision formed music wire with the "slip spring retainers" as original. Sold as a pair. 1 pair required per vehicle. Pre-packaged in OER® polytube.

Chevrolet

1975-81 Camaro
1975-77 Vega
1975-80 Monza
1975-80 Skyhawk

Pontiac

1975-81 Firebird
1975-77 Astre
1975-80 Sunbird
Oldsmobile
1975-80 Starfire

748622 75-81

New!




1971-81 Bucket Seat Side Covers

OER® reproduction bucket seat side bracket covers for various GM models listed below. Each cover is manufactured from ABS plastic and feature the correct grain pattern. Includes a pair of original style attachment fasteners. Manufactured in black plastic. Paint to desired color. Two pair required per vehicle. Pre-packaged in OER® polytube.

A8100327 71-81

New!



1967-69 F-Body Kick Panel Insulation

Reproduction insulation for the side kick panels on 1967-69 Camaro and Firebird models. Die-cut from quality jute padding as original. Sold as a pair. Pre-packaged in OER® polytube. Made in USA!

F270 67-69 Camaro/Firebird

New!



K435

1955-81 Rear Seat Shelf Insulation

Reduce road noise, exhaust noise, heat and fumes in the passenger compartment by replacing or adding jute padding insulation beneath the package tray. Die-cut from quality jute padding to fit the specific vehicles listed, these insulation pads are an inexpensive way to provide a more comfortable atmosphere while driving. Pre-packaged in OER® polytube. Made in USA!

1955-57 Chevrolet

TE12505955 57 2dr hardtop
TE12506067 492 4dr sedan
TE12506170 81 4dr hardtop

1967-81 Camaro

K435 67-69
K436 70-81

1962-72 Chevy II/Nova

RS162 62-65
RS166 66-67
RS168 68-73
RS169 74

1958-72 Full Size Chevrolet

P435 58 2/4 dr hardtop
P436 9-60 Impala 2 dr hardtop
P437 61 Impala 2 dr hardtop
P438 62-64 Impala 2 dr hardtop
P439 64 4 dr hardtop
P440 65-66 Impala 2 dr hardtop
P447 65-66 all 2 & 4 dr sedan
P441 66-67 Caprice 2 dr hardtop
P442 67-68 Impala coupe
P443 67-68 Impala fastback
P445 67-68 all 2 & 4 dr sedan
P446 72 Impala 2 dr hardtop

New!

Original GM Tooling!



1991-93 Cadillac Rear Bumper Reflector

OER® rear bumper reflector for various 1991-93 Deville, and 1991-92 Fleetwood models. Manufactured with original GM tooling for a perfect fit and authentic factory original appearance. Features all original markings on a red reflector lens. Officially Licensed GM Restoration Part. 2 required per vehicle.

5975516 91-93 2 required

New!

Original GM Tooling!



1984-90 Corvette Tail Lamp

OER® tail lamp for 1984-90 Corvette models. Each lamp is produced utilizing the original GM tooling for a perfect fit and authentic original appearance. Each lens features all of the original GM markings and the correct lens coloration. An exact duplicate of the original GM lens. Officially Licensed GM Restoration Part. Sold individually. 4 required per vehicle.

915787 84-90

New!

Original GM Tooling!



1997-04 Corvette 3rd Brake Lamp

OER® third brake light assembly for 1997-04 C5 Corvette models. Manufactured using original GM tooling for an authentic original appearance, perfect fit, correct coloration and OE markings. Officially Licensed GM Restoration Part.

10253893 97-04

New!

Original GM Tooling!



1982-90 Firebird Park Lamp Assemblies

OER® front park lamp assemblies for 1982-90 Firebird models. Manufactured with original GM tooling for a perfect fit and authentic factory original appearance. Features all original markings on an amber lens. Officially Licensed GM Restoration Part.

5975679 82-90 LH
5975680 82-90 RH

New!

1997-17 GM Underhood Lamp

OER® underhood lamp for various 1997-2017 GM models. Manufactured exactly like for a perfect fit and authentic factory appearance. Features all original markings on a clear lens.

Chevrolet

1997-98 Venture
1999-02 Silverado/Sierra
2000-02 Suburban/Yukon XL
2000-02 Tahoe/Yukon
2002 Avalancha/Escafade
2002 Trailblazer/Envoy/Bravada
2003 Hummer H2
2003-17 Express/Savana

Buick

1997 Regal
1997 Century
1997-98 Grand Prix
1997-98 Transport
Oldsmobile
1997-98 Silhouette

12450086 97-17

New!

Original GM Tooling!



1981-91 GM Truck Front Side Markers

Manufactured from original GM tooling, this OER side marker lamp features all of the original markings on the lens for complete authenticity. Each lens is an exact replica of the original equipment marker lamp assembly, designed to fit all 1981-91 Chevrolet and GMC light duty truck models exactly as the factory intended. Officially Licensed GM Restoration Part.


915449 81-91 LH
915450 81-91 RH

With Stainless Trim

915557 81-91 LH
915558 81-91 RH

New!

Original GM Tooling!



1988-07 Chevrolet and GMC Truck Front Side Markers

Original GM tooling is used to produce these OER® front side reflectors for 1988-07 Chevrolet and GMC C/K pickup models with or without chrome grill. Utilizing the same exact processes, tooling, and raw materials as GM did results in exceptional quality and an authentic factory appearance that is unmatched in the automotive aftermarket. 2 required per vehicle. Officially Licensed GM Restoration Part.

5975199/5975200
1988-93 GMC C/K pickup
5974341/5974342
1988-07 Chevrolet and GMC C/K pickup

With Chrome Grill - 10-1/2" tall

5975199 88-93 LH
5975200 88-93 RH

Without Chrome Grill - 6-1/2" tall

5974341 88-07 LH
5974342 88-07 RH

New!

Original GM Tooling!



1987-88 Oldsmobile Cutlass GT/442 Front Corner Lamps

OER® front corner lamp for 1987-88 Oldsmobile Cutlass GT/442 models. Manufactured with original GM tooling for a perfect fit and authentic factory original appearance. Features all original markings on an amber lens.

5974361 87-88 LH
5974362 87-88 RH

Mopar Product Spotlight

New!



"Spartan" marking detail



Back view


1967-71 Dodge/Plymouth Horns

Reproductions of the original mopar designed horns used on various models from 1967-71 B-body & 1970-71 E-body Mopar vehicles. Features correct zinc die cast construction. These horns have the same identical folded horn design as original for proper sound and have the correct "Spartan" markings. Includes correct pre-attached steel mounting brackets. Sold as a pair with Hi/Lo horns. Pre-packaged in OER® Mopar box.

MH109	67-71	B-Body
MH109	70-71	E-Body

New!

OER AUTHORIZED



1965-64 Dodge/Plymouth Convertible Top Motor

This OE style reproduction motor and pump assembly features original style locations for electric and fluid connections. Fits a wide variety of 1956-64 Chrysler, Dodge, Plymouth, Imperial, and Desoto models including, but not limited to applications listed below. Made in USA.

A-Body Applications

1963-64	Dodge Dart
1963-64	Plymouth Valiant
1963-64	Plymouth Signet

B-Body Applications

1961-64	Dodge Polara
1961-64	Dodge Polara 500
1961-64	Plymouth Fury
1961-64	Plymouth Sport Fury 500

MD2128 56-64

New!

OER AUTHORIZED



1965-71 Dodge/Plymouth Convertible Top Motor

This OE style reproduction motor and pump assembly features original style locations for electric and fluid connections. Made in USA.

A-Body Applications

1965-69	Dodge Dart
1965-66	Plymouth Valiant
1966-69	Plymouth Barracuda

B-Body Applications

1965-69	Dodge Coronet
1969	Dodge Super Bee
1965-66	Plymouth Belvedere
1968-69	Plymouth GTX
1969-70	Plymouth Road Runner

E-Body Applications

1970-71	Dodge Challenger
1970-71	Plymouth Barracuda
1970-71	Plymouth 'Cuda

MD2129 65-71

New!

OER AUTHORIZED



1973-74 B, E-Body Disc Brake Backing Plates

Stamped steel factory-style reproduction disc brake backing plates (splash shields) for 1973-74 Dodge and Plymouth B and E-body models.

B-Body

1973-74	Charger
1973-74	Coronet
1973-74	Satellite
1973-74	Road Runner

E-Body

1973-74	Barracuda
1973-74	Challenger
1973-74	'Cuda

MM1521 73-74

New!

OER AUTHORIZED



1962-74 Dodge/Plymouth B, E-Body Drum Brake Spindles w/Disc Brake Brackets

Reproduction drum brake spindles for B and E-body models are designed for stock ride height and will fit and function on drum brake vehicles as original. With the included caliper brackets, disc brakes may be applied.

Note: Not for use on early factory disc brake cars.

B-Body

1962	Dart
1962-64	Polara
1962-64	Polara 500
1962-64	Fury
1962-64	Sport Fury
1962-64	Sarav
1962-70	Belvedere
1963-64	Dodge 330
1963-64	Dodge 440
1965-74	Coronet

B-Body continued...

1965-74	Satellite
1966-74	Charger
1968-71	Super Bee
1968-74	Road Runner
1969	Daytona
1970	Sambard

E-Body

1970-74	Barracuda
1970-74	'Cuda
1970-74	Challenger

MM3068 62-74

New!

OER AUTHORIZED



1970-74 Barracuda Rear Window Crank Shim

OER® reproduction rear window crank handle shim (spacer) for 1970-74 Plymouth Barracuda models. Authentic reproduction featuring the original thickness and design.

MD99870 70-74 Barracuda

New!



1970-74 E-Body Trunk Lid Molding Hardware Set

Reproduction trunk lid molding installation hardware set for 1970-74 E-body models. This hardware set is used to mount the 3-piece molding set that installs onto the deck lid and the quarter panel. Pre-packaged in OER® polytube.

1970-71 Barracuda Gran Coupe 1973-74 'Cuda
1972-74 Barracuda 1970-74 Challenger

MM1415 70-74 E-Body

New!



1970-74 Mopar E-Body Door Seal End Cap

OER® reproduction door seal end caps for 1970-74 Dodge and Plymouth E-Body hardtop and convertible models. This end cap is mounted to the door edge with screws and caps off the edge of the door weatherstrip. Designed to factory specifications for a precise fit, each end cap manufactured in premium EPDM rubber with a steel core and is molded with proper contours to correctly replace the door seal end cap. Pre-packaged in OER® polytube.

ME502 70-74 E-Body

New!



1968-70 Plymouth B-Body Rubber Bumper Set

Reproduction rubber bumper set for various 1968-70 Plymouth B-Body models. Set includes door bumpers, hood side bumpers, hood adjust bumpers, ashtray bumpers, glove box bumpers, trunk bumpers, fuel door bumpers, rear cowl bumpers and license plate bumpers. Pre-packaged in OER® polytube.

1968-70 Belvedere 1968-70 Satellite
1968-70 Road Runner 1970 Superbird
1968-70 GTX

MB1280 68-70 B-Body

New!



1968-70 Dodge Charger Rubber Bumper Set

Reproduction rubber bumper set for 1968-70 Dodge Charger models. Set includes door bumpers, hood side bumpers, hood adjust bumpers, ashtray bumpers, glove box bumpers, trunk bumpers, fuel door bumpers, rear cowl bumpers and license plate bumpers. Pre-packaged in OER® polytube.

MB1278 68-70 Charger

New!



1968-71 B-Body Hood Side Bumper

OER® reproduction hood side stop bumper for various 1968-71 Mopar B-Body models including Charger, Coronet, Belvedere, Road Runner, Satellite and Superbird models. Designed to factory specifications to correctly replace the hood side stop bumper. Sold individually, 4 required per car. Pre-packaged in OER® polytube.

MB1285 68-71 B-Body

New!



1970-74 Mopar E-Body Fuel Neck Seal

OER® reproduction fuel filler neck seal for 1970-74 Dodge and Plymouth E-Body models including Barracuda, 'Cuda and Challenger. Manufactured from gas and oil resistant molded rubber material. Pre-packaged in OER® polytube.

ME8134 70-74 E-Body

New!



1967-69 Mopar A-Body Fuel Neck Seal

OER® reproduction fuel filler neck seal for 1967-69 Dodge and Plymouth A-Body models including 1967-69 Dart, Barracuda and Valiant and 1969 Swinger. Manufactured from gas and oil resistant molded rubber material.

MA2476 67-69 A-Body

New!



Universal Fuel Tank Anti-Squeek Insulator

This universal anti-squeek insulator set includes two 36" x 1-3/4" rubber strips that insert in between the gas tank and the mounting straps to eliminate any noise from tank movement and vibration. One 5" x 2" x 1/2" foam rubber pad installs in between the top of the fuel tank and the trunk floor to eliminate any rattles between those two panels. Pre-packaged in OER® polytube.

Important: Insulators for fuel tank straps measure 36" long x 1-3/4" wide and are .060" thick flat rubber to fit a wide variety of fuel tank straps. Trim to fit as needed. Foam pad for top of tank measures 5" long x 2" wide and 1/2" thick. Highly recommended when replacing your gas tank and/or mounting straps.

UK915 universal fit

Officially Licensed Mopar Counter Stools and Pub Tables!



OFFICIAL LICENSED PRODUCT



1948-53 Mopar Logo 01



1959-63 Mopar Logo 02



1948-53 Black/Red 03



1948-53 Blue/Yellow 04



1954-58 Mopar Logo 05



1949-53 Orange/Yellow 06



1972-84 Mopar Logo 07



2001-16 Mopar Logo 08



440 Super Commando 09



340 Four Barrel 10



440 Magnum 11



440 GBLL 12



426 Hemi 13



Air Grabber 14



MD670101



MD670102



MD670103



MD670104



MD670105



MD670106



black without foot rest



black without foot rest



chrome with foot rest



chrome without foot rest



chrome with foot rest

Buy a Set and Save!



MD674113B

How to Order Tables and Stool Sets:
Please add the 2-digit style code and base code to the end of the part number. For example:

MD6741 13 B = Mopar 426 HEMI Table & Stool Set with Chrome Base

Part# Style# Base Code



Mopar Pub Tables

Display your Mopar pride in your home, garage, or office 42" tall pub tables. Pub tables feature 30" surface and your choice of black or chromed steel cross bases without foot rest or chrome with foot rest. Made in USA.

Note: Add 2 digit style code to part number when ordering.

Without Foot Rest

MD6711 with black base _____

MD6721 with chrome base _____

With Foot Rest

MD6731 with chrome base _____



Mopar Pub Table and Stool Sets

Purchase a matching pub table and stool set and save! These exclusive sets include one officially licensed Mopar pub table and a pair of Mopar stools. The table surface measures 30" across and 42" tall and includes your choice base: black wrinkle finish, chrome, or chrome with footrest. Stools features a padded vinyl 14" swivel-seat and chrome plated legs.

**Base Type: A = Black Base, B = Chrome Base
C = Chrome Base w/Footrest.**

MD6741 black base _____

MD6741 chrome base _____

MD6741 chrome base w/footrest _____

Mopar Counter Stools

Display your Mopar pride in your home, garage, or office with 30" tall counter stools. Mopar stools feature rugged vinyl covers on 14" diameter seats, swivel bases and chrome plated legs. Made in USA.

Note: Add 2 digit style code to part number when ordering.

MD6701 w/chrome base _____



Get The OER® Advantage... It's Almost Unfair!

Authentic Quality Reproduction Parts for Classic American Muscle

ORIGINAL QUALITY • ORIGINAL APPEARANCE



Original Fit

Appearance is extremely important in reproduction parts, but just as important is the way the part fits. You will appreciate OER® reproductions. Parts are designed to fit as closely to the original as possible. Each part is checked and rechecked to ensure proper fit and function.

Superior Quality

It's one thing to manufacture a reproduction part, it's another to duplicate the quality. OER® uses the finest quality materials and workmanship to ensure the finished part meets or exceeds original equipment specifications. In fact, many OER® products are superior to the original.

Authentic Appearance

Each OER® part is manufactured to original specifications, down to the smallest detail. Consistent quality control methods ensure an exact duplicate every time.

OER® Officially Licensed Products

Many OER® products are officially licensed by the original manufacturers, assuring the highest quality reproductions available.



OER ORIGINAL
EQUIPMENT
REPRODUCTION

Manufacturing Authentic Products for The Restoration Industry
Look for the OER® symbol of quality throughout this catalog.

TABLE OF CONTENTS

Antenna/Accessories	122, 454
Air Vents & Ducts	165-167
Apparel	4
Arm Rest Bases	59-60, 421-422
Arm Rest Pads	58, 60-61, 422
Bumpers	236-238, 455
Console Kits	140-141
Console Parts	142-157, 434
Dash Pads	76-83
Dash Parts	76-91, 426, 430-431
Door Decals (Pace Car)	195
Door Shell/Parts	339-349, 457-458
Door Panels	52-53, 420
Door Panel Parts	50-53, 55-61, 420
Emblems	178-195, 436-443
Fan Shrouds	312
Floor Mats	36-39
Gauges	92-111, 147-148, 427-429
Grills	254-259, 446
Index	472-480
Interior Parts	22-121, 414-426
Kick Panels	68-69, 420
Lamps/Accessories	74-75, 424
Lock Knobs	57, 420
Mirrors (Outer)	350-352, 456
Moldings (Door Panel)	50-51
Moldings (Exterior)	196-213, 448-453
Moldings (Vinyl Top)	203, 210
OER® Promotional Products	4-5
Paints	18-21, 411
Pedal Parts	134-139, 433
Power Steering Brackets	305
Sail Panels	53, 74
Seat Back Panels	46, 419
Sheet Metal	316-325, 330-339, 357-369, 372-375
Shift Boots	158
Steering Wheels	124-127, 432
Seat Belts	47-48
Spoilers (Front)	250-251
Spoilers (Rear)	251, 376-377
Subframe Parts	318-319
Weatherstrip	219-230, 444
Windshield Wipers/Acc	289-291, 464
Window Regulators	342, 458



The OER® Advantage

Using OER® products can offer a substantial advantage over other suppliers. We offer true quality with an internationally recognized brand name. OER® aggressively promotes and advertises our name, giving instant credibility to the products being offered. What's more, the bright yellow and black OER® packaging is an attractive design, easily recognized by anyone restoring a classic vehicle.

OER® Packaging

OER® products are packaged in a bright yellow and black design offering a professional appearance that customers will appreciate. Packaging is always custom selected to suit the product and to deliver it in the same professional fashion. From fitted gauge boxes with foam cushioning to OER® branded poly-tube for chrome emblems and hardware, count on OER® to deliver where it counts.

Original Equipment Reproduction®

When choosing a parts supplier, choose the name that means quality, Original Equipment Reproduction®. Each product is designed and manufactured to duplicate the original part as closely as possible. Most OER® products are officially licensed as authentic restoration products.

OER® Premier

Count on the OER Premier logo to denote parts that are outstanding in fit, craftsmanship, and manufacturing techniques. Each and every product displaying the Premier symbol is the best the market has to offer, and a cut above the competition. Order with confidence when you see this symbol, as OER Premier is the true sign of originality and quality.



Superior Quality

It's one thing to manufacture a reproduction part, it's another to duplicate the quality. OER® uses the finest quality materials and workmanship to ensure the finished part meets or exceeds original equipment specifications. In fact, many OER® products are superior to the original.

Original Fit

Appearance is extremely important in reproduction parts, but just as important is the way the part fits. Your customers will appreciate OER® reproductions. Parts are designed to fit as closely to the original as possible. Each part is checked and rechecked to ensure proper fit and function, helping to cut down on returned merchandise.

Behind the Scenes

Many months and sometimes years are spent developing our products to ensure every aspect of the part is correct. We're dedicated to offering the highest quality products on the market, along with a recognized brand name to help enhance your image.

The MOPAR Authentic Restoration Products™ Logo



Only products identified with this logo are MOPAR Authentic Restoration Products. OER® manufactures, advertises and packages a variety of products with the above MOPAR Authentic Restoration Product logo. This logo indicates that the product is manufactured to MOPAR's specifications and licensed by Chrysler Group LLC as a MOPAR Authentic Restoration Product. Such products represent a prestigious class of restoration parts that are nearly identical to the original products offered by MOPAR in the 1960's and 1970's.

MOPAR, DODGE, and PLYMOUTH vehicles, images and logos are trademarks of Chrysler Group LLC used under license to OER. © CHRYSLER GROUP LLC 2010.





Product Selection

The products listed in this catalog are manufactured and/or distributed by OER®. Some products listed may not be available due to delays in manufacturing. Please check before ordering to ensure accurate information in regard to product availability. Some items listed may be exclusive to OER® and are packaged in the OER® distinctive yellow and black design.

The GM Restoration Parts™ Logo

Many of the products throughout this catalog display the GM Restoration Parts™ logo.



This logo is found on many of the products packaged by OER®. The GM Restoration Parts™ logo is printed on all licensed product packaging, further enhancing your company image with your customers.

OER® Website Ordering

OER® is currently working on a complete distributor oriented website allowing distributors to place orders via the Internet. The site includes state-of-the-art security protocols and keyed message authentication codes to ensure your information remains confidential. This system will allow current information on new products and inventory availability right from your computer.

Fast and Accurate Shipping

All orders receive immediate attention and are usually shipped the same day if ordered by 2:00 P.M. PST (pending availability). Special shipping requests are handled on a per order basis.


Authentic Appearance

Each OER® part is manufactured to original specifications, down to the smallest detail. Our consistent quality control methods ensure an exact duplicate every time.

OER® One Year Warranty

Every OER® product is backed by a full 1 year manufacturers warranty against factory defects and workmanship from date of purchase. OER® items are guaranteed to fit and function correctly.

OER® AUTHORIZED PRODUCTS

The OER® Authorized logo  represents products that meet or exceed stringent OER® quality control standards. These items have been sanctioned and approved by OER®. Most of these products are prepackaged with the OER® Authorized logo.

When They Ask For OER®

Most likely, your customers will be asking for OER® products by name. That's because OER® products are the standard to which all other restoration parts are measured. This catalog contains the latest products now being offered under the OER® brand. More products are being planned for future release or are currently in production. As an OER® distributor, you'll receive updates on new products as soon as they become available. Becoming an OER® distributor is easy, contact us today to find out how your company can become an OER® distributor



OER® Accessories and Apparel



OER® Casual Bomber Jacket

Primarily for casual wear, this 100% cotton, fine-line sanded twill fabric offers a soft touch you just can't resist! This unlined, elastic waist jacket features an embroidered trademark yellow OER® logo, heavy duty antique brass zipper and hand warmer pockets for those chilly days.

J255L Large



OER® Quality T-Shirt

Black 100% cotton T-shirt with yellow silk screened trademark OER® logo.

J259M Med
J259L Large
J259XL X-Large
J259XXL XX-Large

OER® Soft Key Tag

These soft key tags are made of a sturdy material that is thick yet pliable, and comes with a spiral key ring. Makes a great give away accessory!

J257



OER® Key Chain Flashlight

OER's LED key chain flashlight has a bright, white LED that turns this undersized flashlight into a powerhouse. Lithium Button Cell batteries provide over 23 hours of continuous light and years of intermittent light. The batteries are replaceable and the LED diode lasts 100,000 hours. Compact and reliable, OER's LED key chain flashlight has a convenient swivel key ring for attaching to keys, belt loops, purse straps, and more!

J270



OER® Foam Mouse Pad

This highly functional mouse pad, molded in 1/4" thick foam adds the finishing touch to any computer work station. Features the OER® logo.

J251

OER® Badge Holder

These 15" highly visible, quality lanyards are just what you need for any trade show event. They feature the bright OER® logo printed on both sides and an attached chrome plated clip that will accommodate a clip-on or pin-on type name badge. Let your customers know you carry the name that restoration enthusiasts can trust.

OER15



OER® Retractable Pen

Ever wonder where all your pens go? Why not stock up on these eye catching inexpensive, black and yellow retractable pens.

J250

OER® 11 oz. Stoneware Mugs

This classically styled acrylic mug has the look of fine ceramic but is actually made of thick, durable, chip-resistant plastic. Dishwasher and microwave safe!



J252

OER® Insulated Cruiser Mug

This insulated cruiser mug fits in virtually every automobile cup holder. Featuring a closable lid and double wall construction to keep your beverage hot or cold for hours



J254

OER® Foam Insulator

This foam insulator will keep your 12 oz. beverage can cold or your coffee hot for hours! The insulator displays the OER® logo on one side and is microwave and dishwasher safe.



J253



OER® Counter Mat

Put quality on display in your storefront with this 15" x 19" x 3mm counter mat, featuring a selection of fine reproduction products. Give your brand the OER® Advantage.

OER3010

OER® Counter Stool

This sturdy OER® logo counter stool features a swivel base and chrome plated legs. Looks great at home, in the office, garage or just about anywhere. Each stool stands 30" high and is topped with a rugged vinyl covered seat that measures 14" in diameter.



ST401

OER® Wrist Watch

This great looking watch features a metal stainless steel band and case with rotating bezel and also displays the date. It has the OER® logo along with the words "Original Equipment Reproduction" proudly emblazoned on the watch face.



OER14



OER® License Plate

Put a highly visible accent on your restoration with a quality aluminum OER® license plate, a recognized symbol of originality and authenticity.

OER29



OER® Poly Merchandise Bags

OER® offers these handy OER® bags making selling your products convenient while adding a professional image. They're available in two sizes for your customers convenience and feature the prominent OER® logos on both sides. Let your customers know you carry the name that restoration enthusiast can trust. Sold per 100 bags.

OER32 20" x 26" (per 100)

OER30 18" x 21" (per 100)

OER23 12" x 15" (per 100)



OER10

OER11

OER® Posters

What an eye catcher! As an officially authorized OER® distributor you'll want to spruce up your showroom by displaying this handsome wall poster. Printed on heavy weight paper with a laminated coating, Size 33" x 22".

OER10 Get the OER® Advantage Poster

OER11 Authorized Distributor Poster

OER® Illuminated Showroom Display Sign

Injection molded plastic case with 2 tube fluorescent lighting (110 volt), illuminates the way for your

customers to know they are getting the highest quality parts available for their restoration project with GM approved and licensed Original Equipment Reproduction® parts. 10' power cord with in-line switch. Suitable for wall mount, chains are also included for hanging. 24" L x 15" H x 4-1/2" W.

OER13



OER® Display Banner

This highly visible banner is just what you need for an event, car show, swap meet or merchandise showroom. Features the bright OER® logo on quality reinforced and heavily stitched vinyl with 4 brass eyelets to easily hang it anywhere. Let your customers know you offer the finest name in restoration parts, OER®. Measures 3' x 4'.

OER17



OER® Banner

Get the OER® Advantage in your showroom or garage or at your event with this 2' x 4' banner. Features heavily stitched vinyl construction and 6 robust brass eyelets.

OER22



OER® Embroidered Patch

This eye catching patch will look right at home on your favorite hat, shirt, or jacket. It features the well recognized OER® logo embroidered in full color and ready to go on your favorite apparel.

OER21



OER16

OER18

OER® Lapel/Hat Pins

These eye catching pins will look right at home on your favorite hat, shirt, or jacket. They feature the well recognized OER® logo on a quality all metal, epoxy coated pin and include a metal retainer.

OER16

OER18



Back View

Front View

OER® Official Logo Cap

This great looking cap begins with a super high quality reinforced, brushed twill cap in black. It proudly displays an embroidered bright yellow and black OER® logo on the front and side, along with the trademark Original Equipment Reproduction® logo on the back and in the sandwich style bill. This cap features a fully adjustable cotton strap with silver buckle and matching silver eyelets. You won't be disappointed with the quality of this cap!

41303

Custom License Plate Frames

GM Restoration Parts

Flaunt your classic's pride with a custom license plate frame that shows off your vehicle year and model. All license plate frames are manufactured in the USA and are produced in die-cast zinc with rust-preventive triple chrome plating. Choose from a black, blue or red background with bright white lettering.



HOW TO ORDER CUSTOM LICENSE PLATE FRAMES

LF353 67 01 A = Camaro, 1967, Style 1, Black

part # year style color code

Example Of License Plate Frame Part Number



LF235202C

Chevrolet Style Codes



1947-02 Chevrolet License Plate Frames

Note: Please select model from the part numbers listed below. Add the two digit year to the part number followed by two-digit style for that model and finally the alpha color code

A - Black, B - Blue, C - Red

LF223 47-02 specify year



LF3536701C

Camaro Style Codes



1967-81 Camaro License Plate Frames

Note: Please select model from the part numbers listed below. Add the two digit year to the part number followed by two-digit style for that model and finally the alpha color code

A - Black, B - Blue, C - Red

LF353 67-81 specify year



LF3547901B

Camaro Z28 Style Codes



1978-81 Camaro Z28 License Plate Frames

Note: Please select model from the part numbers listed below. Add the two digit year to the part number followed by two-digit style for that model and finally the alpha color code

A - Black, B - Blue, C - Red

LF354 78-81 specify year



LF2316701A

Firebird Style Codes



1967-81 Firebird License Plate Frames

Note: Please select model from the part numbers listed below. Add the two digit year to the part number followed by two-digit style for that model and finally the alpha color code

A - Black, B - Blue, C - Red

LF231 67-81 specify year



LF2326901A

Trans Am Style Codes



1968-78 Trans Am License Plate Frames

Note: Please select model from the part numbers listed below. Add the two digit year to the part number followed by two-digit style for that model and finally the alpha color code

A - Black, B - Blue, C - Red

LF232 69-78 specify year



LF3556501B

Chevy II Style Codes



1962-68 Chevy II License Plate Frames

Note: Please select model from the part numbers listed below. Add the two digit year to the part number followed by two-digit style for that model and finally the alpha color code

A - Black, B - Blue, C - Red

LF355 62-68 specify year

Custom License Plate Frames

GM Restoration Parts



LF3566201C



LF3566903B

Nova/Nova SS Style Codes



01 - 1962-67 Nova

02 - 1968-79 Nova

03 - 1962-79 Nova SS

1962-79 Nova License Plate Frames

Note: Please select model from the part numbers listed below. Add the two digit year to the part number followed by two-digit style for that model and finally the alpha color code

A - Black, B - Blue, C - Red.

LF356 62-79 specify year



LF2256701B



LF2266302A



LF2276901C

Bel Air Style Codes



01 - Bel Air

02 - Bel Air

1955-75 Bel Air License Plate Frames

Note: Please select model from the part numbers listed below. Add the two digit year to the part number followed by two-digit style for that model and finally the alpha color code

A - Black, B - Blue, C - Red.

LF225 55-75 specify year



Biscayne Style Codes



01 - Biscayne

02 - Biscayne

1958-72 Biscayne License Plate Frames

Note: Please select model from the part numbers listed below. Add the two digit year to the part number followed by two-digit style for that model and finally the alpha color code

A - Black, B - Blue, C - Red.

LF226 58-72 specify year



Caprice Style Codes



01 - Caprice

02 - Caprice

1966-96 Caprice License Plate Frames

Note: Please select model from the part numbers listed below. Add the two digit year to the part number followed by two-digit style for that model and finally the alpha color code

A - Black, B - Blue, C - Red.

LF227 66-96 specify year



YENKO

Yenko® License Plate Frame

Official Yenko® license plate frame featuring the hometown name and what they were all about, "Hi-Performance by Yenko®". This all new license frame is officially licensed by Yenko®. Sold individually.

Y5002 Yenko®



1966-70 Yenko® Performance License Plate Frames **YENKO**

Official Yenko® license plate frames featuring the year of each Yenko®. Available in the years 1966 thru 1970. Frames include top or bottom mounting holes to fit any year. Each frame is manufactured in steel and triple-chrome plated. Includes blue background with bright white lettering. Sold individually. 2 required per vehicle.

YF1966	66	Yenko®
YF1967	67	Yenko®
YF1968	68	Yenko®
YF1969	69	Yenko®
YF1970	70	Yenko®



LF2245801B

Impala Style Codes



01 - Impala

02 - Impala



03 - Impala

04 - Impala

1958-96 Impala License Plate Frames

Note: Please select model from the part numbers listed below. Add the two digit year to the part number followed by two-digit style for that model and finally the alpha color code

A - Black, B - Blue, C - Red.

LF224 58-96 specify year



Professional Products for the Enthusiast! **New!**

Professional grade car care detailing supplies are no longer just for professionals. OER® is pleased to offer our complete line of car care products for the auto detailing professional and/or classic car enthusiast. Now you can purchase our exclusive "Secret Formula" car care products in consumer friendly 16 oz. bottles, and you too can achieve the amazing results that only a detailer using professional grade products can achieve. If you detail your car often, take advantage of our bulk packaging and purchase your favorite products by the gallon! If you are tired of paying for expensive bottles with colorful labels and achieving mediocre results, then do your car's delicate finish a favor and order our complete car care system today! OER® offers the highest quality car care formulas at any price, without the hype of expensive advertising and high dollar packaging. No fancy bottles or labels to pay for, our product speaks for itself!



OER Secret Formula Wash & Wax Products

OER® Super Foam Maxi Suds Car Wash

This high sudsing, biodegradable liquid is concentrated 200:1 for economy. Mix one cap full with 4-5 gallons of water for a daily paint shampoo. Washes away dirt, grease and road grime, and rinses easily. Its pH balanced formula will not harm previously applied wax or sealant. A concentrated liquid car wash that offers economy without sacrificing high performance cleaning ability. Whether you use hard or soft water does not matter; Super Foam produces thick, rich suds that lift away dirt and oily road film. The unique Secret Formula offers unmatched lubricity to assure that particles glide gently across surface and are safely rinsed off. Formulated with OER® Super Foam Maxi Suds - high suds foaming action. Engineered to simply be the best wash & gloss at any price.



K89612 16 oz. bottle
K89613 1 gallon

OER® "Secret Formula" DA Polish

This body shop safe, 100% wax and silicone free polish will prepare any paint for the perfect sealant. Available in your choice of 2 grades to rapidly remove light scratches, swirls, key marks, fingernail scratches, and other imperfections. Each grade starts out as a polish then breaks down to a final step product that produces an exceptional shine. Use the Pro-Polish as a final product or a superior foundation for wax, sealant or glaze. To start out with a slightly more aggressive polish, step up to the medium grit product Scratch & Swirl B-Gone. For best results use with a DA or rotary polisher.



Pro-Polish - Final Step - Light Cut 3000 grit

K89607 light to final 12 oz.

K89608 light to final 32 oz.

Scratch & Swirl B-Gone - Med Cut 1500-1700 grit

K89609 medium to fi nol 12 oz.

K89610 medium to final 32 oz.

OER® "Secret Formula" Clay Bar System

Clay pulls out all the contaminants you cannot see, but that you can definitely feel, like industrial fallout, rail dust, and brake dust. Though these contaminants are not visible, you can tell they are there because the paint will feel rough or gritty. These contaminants may cause patches of paint to appear dull, even after waxing. As these contaminants oxidize, they create rust spots within the paint. Once this happens, the oxidation is considerably harder to remove and will most likely take a good bit of paint with it. Clay bar will remove these contaminants and leave the surface silky smooth with a mirror-like smooth finish. One premium professional duty bar is enough to do 8-10 vehicles. Our clay will not break or deteriorate into small particles like inferior low quality clay bars. Super elastic to remove harmful particles quickly and effectively. Acts as a magnet to foreign particles, literally pulling the paint-fouling grime away from the surface of the paint. Clay lubricant is essential to the performance and safety of clay. It provides the necessary slick surface for clay to glide on. Using low quality clay lubes or cheap detail sprays will deteriorate your bar and lead to poor clay bar performance. Also beware of soapy water as a clay lube, detergent or surfactant based soaps will cause the clay to deteriorate. OER® Slick It Clay Lubricant is available in a 16 oz. bottle or pro-sized gallon.



OER® Slick It Clay Lubricant

K89444 16 oz. bottle

K89445 1 gallon

OER® Secret Formula Clay Block

K89477 yellow block, light duty for regular everyday use

K89478 blue block, medium duty for moderate oxidation

K89449 black block, heavy duty for heavy oxidation

OER® "Secret Formula" Acryli-Shine Glaze

Glaze is a polish without any cleaning properties. Glazes are used primarily to improve the shine, brilliance and clarity of paint. Primarily used by body shops for finishing jobs or by detail shops to bring out the high brilliance of paints on a vehicle, glazes are also commonly used on show vehicles to achieve a "high-luster or wet-look". It was developed for the darker finishes, using a slightly moisture formulation to enhance the difficult to wax paint finishes. The application process is forgiving, smooth, and dust free. Your moldings WILL NOT turn white. Glazes do not replace polishing. If a surface has minor swirls and imperfections, to achieve the best superior results, the surface should be polished with our OER® Secret Formula Pro-Polish first.



K89620 16 oz. bottle

K89621 1 gallon

OER® DA Paint Sealant + 3X Carnauba

Just one coat of this sealant is all you need to protect your auto's finish for 6 to 8 months. OER® DA Paint Sealant's 3X Carnauba creates an anti-static, heat resistant protective seal against corrosive elements such as ultraviolet rays, salt water, acid rain and industrial pollutants. Can be applied in multiple layers to deepen the shine and level of protection without compromising your paint or clear coat. Coats your vehicle in a protective seal delivering a glossy, rich, liquid shimmer that leaps off the paint surface. Anti-static formula discourages the settling of new dust. Bring out the depth of the paint color while the shine enhancers leave a glass-like mirror finish.



K89601 12 oz. bottle

K89602 32 oz. bottle

QER® "Secret Formula" Waterless Wash

We care for the environment, and if you share the same feeling, try out QER® Secret Formula Waterless Wash... a unique product that can help you conserve water while keeping your car sparkling clean. However, just because our product doesn't call for the use of water by no means it is any less effective. In fact, because there is no water, it is much easier on the finish and other bodywork in general. It cleans, shines and protects all paints, clear coats, rubbervinyl and plastic surfaces. It even softens and breaks down light surface contamination while it captures and reduces dirt particles, lifting them off the surface of your vehicle. For all its cleaning power, it will not strip or remove wax or sealants and delivers superior results in the sun or in the shade. It's inexpensive, provides outstanding results, and is so easy to use... It's almost unfair!

K89605 16 oz. bottle
K89606 1 gallon



QER® "Secret Formula" Slick-It Spray Wax

QER® Slick-It Spray Wax is a quick, easy-to-use spray wax. Spray on and wipe off. Our special high-lubricity secret formula actually encapsulates dirt particles and enhances a deep luster without using water. This innovative product removes surface dust, fingerprints and smudges from showroom vehicles while leaving a clean glossy finish. Softens and breaks down light surface contamination while it captures and reduces dirt particles and lifts them off the surface of your vehicle. Will not strip or remove wax or sealants. Good product to upkeep shine on a show quality finish or as a final product to go over the vehicle after a good wax or sealant application. It's inexpensive, provides outstanding results, and is so easy to use... It's almost unfair!

K89444 16 oz. bottle
K89445 1 gallon



QER® "Secret Formula" Headlight Restorer

QER® Secret Formula Headlight Restorer Professional Polish for plastic headlight lenses is not only affordable, but unlike most of the other headlight restoration products available in the market, is a professional formula that is remarkably easy to use. However, we do recommend that you apply it with the aid of a machine for best results. Over a period of time, the headlight lenses are bound to become yellowed and hazy. In such a situation, you have two options, spend hundreds of dollars for replacement, or try restoration. The latter is what our product is meant for. Save money! That's right, you no longer have to replace foggy headlights. In addition, you do not have to settle for exorbitantly priced headlight restorer products available elsewhere. We offer a better alternative for less. Have a safer ride. When restored, your headlight will deliver better luminance, yielding up to 30% more road visibility.

K89628 12 oz. bottle



K89440



K89828 - sold separately

QER® Premium Carnauba Hard Paste Wax

This product is a favorite among professionals in the industry as well as automotive connoisseurs who insist on the finest quality. Made from 100% pure Brazilian Carnauba Wax, this hard paste wax leaves any finish with an exceptionally long lasting, lustrous, clear shine. Apply by hand with a damp cloth. For pre-cleaned surfaces only. As hard as a brick, yet easy to apply and remove. For use on any color paint. Bonds with clean paint, waxes and sealants to offer a deeper richer shine and longer lasting protection. One coat is truly all you need, however layer it as many times as you want to achieve desired results. Long lasting 2-3 month protection. Formulated for successful use even in the sun! Works like a sun block to protect your paint and deliver an unparalleled show-car shine. The 5" round microfibre applicator pads make it easy to apply waxes or rubbing compounds without scratching paint or clear coat. Simply rinse and re-use. Microfibre applicators are highly absorbent, strong yet gentle and the fabric is machine washable.

K89440 7 oz. can
K89828 5" microfibre applicator



K89623



K89828 - sold separately

QER® Premium Carnauba Pre-Softened Wax

QER® Secret Formula Pre-Softened Carnauba Paste Wax is in a class all its own. A pre-softened paste wax with no cleaners, it leaves a deep, brilliant long-lasting shine. It protects and beads up with a glass like gloss that lasts up to 6 months. It works beautifully on all colors, even on blacks, reds, and burgundies, filling in swirl marks. It's also super easy on and off: just wipe on in a circular motion, and take off with a microfibre immediately. No need to wait for it to dry! Leaves no white haze at all- there is no white residue to clean out of the cracks, and no need to be careful around the exterior trim- it won't leave white marks! There's no trade-off here: the easiest application in the world, and the best results! Great grape smell. For the enthusiast who demands the highest and wettest level of shine, QER® Secret Formula Pre-Softened Carnauba Paste Wax is a premium blend of genuine carnauba wax and natural oils that makes paint "drip off of your vehicle" with a high gloss shine and shimmer that is sure to impress even the toughest critics. The 5" round microfibre applicator pads make it easy to apply waxes or rubbing compounds without scratching paint or clear coat. Simply rinse and re-use. Microfibre applicators are highly absorbent, strong yet gentle and the fabric is machine washable.

K89622 15 oz. can
K89623 20 oz. can
K89828 5" microfibre applicator

QER® Liquid Carnauba Butter Wet Wax Creme

This is a brand new technology that consists of a special blend of polymers, resins, and natural carnauba. QER® Secret Formula Liquid Carnauba Butter Wet Wax Creme leaves your car shining like it was just washed! Contains no cleaners or abrasives, and will not stain plastic or rubber. Suitable for easy application and removal in the sun or shade, hot or cool temperatures. Shows best on dark finishes, but works great on all colors. Shines and polishes with no cleaners or abrasives. Long lasting protection that brings out the deep shine and luster of all colors. Slippery non-stick protection and gloss. You'll swear the car is wet. Available in your choice of 12 oz. bottle or buy the professional sized gallon jug and save!

K89603 16 oz. bottle
K89604 1 gallon



QER® Liquid Carnauba Cherry Wet Wax Creme

QER® Secret Formula Cherry Wet Wax Creme Liquid Carnauba will leave your car shining like it's still wet! This Liquid Carnauba shines and polishes with no cleaners or abrasives and will not stain plastic or rubber! Suitable for easy application either in the sun or shade, and is easy to use in hot or cold climates. This fast and easy one-step cream wax cleans, polishes and protects in one operation. Gently removes fine scratches, buffer marks and light oxidation. Natural oils restore gloss and enhance depth. Imported waxes and copolymers offer long term, high gloss protection. Safe for all paint finishes with a pleasant cherry scent. For hand or machine use. Offering not only long-lasting protection, it also brings out the deep shine and luster of all colors. Slippery non-stick protection and gloss. You'll swear your car is still wet. Available in your choice of 16 oz. bottle or buy the professional sized gallon jug and save!

K89624 16 oz. bottle
K89625 1 gallon



QER® Proseal 109 Carnauba Paint Sealant

QER® Secret Formula Proseal 109 Carnauba Paint Sealant is a proprietary blend of fluorocarbon polymer resins that creates a slippery, slick barrier that accelerates water runoff and protects auto finishes from rain, acid rain, salt, dust, and water spotting. Easy application by hand! QER® Secret Formula Proseal 109 provides high gloss protection in minutes! Cleans, polishes, and protects new and classic cars, trucks, vans, and even boats. Contains 100% pure carnauba wax; the hardest natural wax available. Quickly cleans, seals and shines all paint finishes, vinyl, plastic, rubber and chrome trim. Easily removes tar, tree sap, road film, paint oxidation and water stains. QER® Secret Formula Proseal 109 contains UV light absorbers to reduce fading, oxidation, and cracking of paints. Non-abrasive and safe for all automotive finishes.

K89626 12 oz. bottle





OER® Top Secret Top Care Formula

OER® Top Secret is a complete system for the care of vinyl or canvas tops. It consists of a heavy duty cleaner that safely removes the toughest soils and stains with an exclusive formula that will not harm automotive finishes. Included in the vinyl kit is our vinyl UV protectant and applicator to shield your vinyl top against damaging UV rays. A 100% dry to the touch formula that will last weeks, not days. The canvas formula includes the top cleaner and our exclusive aerosol canvas UV protectant that repels water and stains.

OER® Top Secret Kit - Vinyl Formula
K89456 cleaner, protectant & applicator

OER® Top Secret Kit - Canvas Formula
K89457 cleaner & aerosol protectant

OER® Top Secret Components

K89458 16 oz. bottle top cleaner

K89468 16 oz. bottle vinyl protectant

K89489 10 oz. aerosol canvas protectant

K89460 applicator



OER® Interior/Exterior Multi-Purpose Fabric & Upholstery Cleaner

OER® Secret Formula Interior Exterior Multi Purpose Fabric Cleaner is a solvent based cleaner that works quickly as a spot stainer for all color-fast fabrics. Will not stain or leave a ring around area cleaned. This product removes oil, grease, tar, grime, paint, adhesives, chewing gum, waxes and greasy food spots. Effective on canvas and vinyl tops, upholstery, rugs, vinyl interior components, and leather. Cleans spots and stains on carpet, upholstery, fabric, vinyl and canvas tops, and just about any other interior or exterior surface made of cloth, fabric, canvas, or vinyl. Fast and easy to use. OER® Secret Formula Interior Exterior Multi Purpose Fabric Cleaner was specifically developed to tackle even the most stubborn stains. The K89465 is an Industrial Strength version of our Interior Exterior Multi Purpose Fabric Cleaner that should be diluted 100:1 minimum for use as a spray on interior and exterior fabrics. For a ready-to-use formula in spray bottle, use item # K89458.

K89458 16 oz. bottle (ready-to-spray)
K89465 1 gallon (industrial strength)



OER® Ammonia Free Glass Cleaner

OER® Secret Formula Glass Cleaner is a streak-free, tint safe window cleaner and quite possibly the best window cleaning liquid ever made. Streak free formula for glass or plastic that sprays like water. No foam and no harsh smell. Just wipe and watch dirt, grease, water spots, smudges, fingerprints, forehead

grease and just about anything else disappear. No streaks ever! Formulated with non-ionic surfactants, specialized molecules that are 100% non-toxic and all surface safe, non-reactivity, 100% ammonia free and safe to use on tinted windows, clear plastic instrument panel lenses, and headlamp and tail lamp lenses! One gallon mixes with up to 3 gallons of distilled water to make more product. It's easy to save money! Available in your choice of 16 oz. spray bottle or professional size gallon jug.

K89466 16 oz. bottle

K89467 1 gallon



Full Function Detailing Power Sprayer

Detail your classic car or truck like a pro! Featuring heavy duty construction, this full-function power atomizer and pump sprayer operates with no noise, no electricity and no waste. Features pre-marked measures in order to mix products correctly. Can be used with any and all OER® Secret Formula sprayable products including window cleaners and degreasers. Simply fill with product, tighten the head, pump it 3 times and start detailing. One full bottle will easily detail 15-20 full size vehicles with zero waste. This sprayer system will save you 40-50 minutes when compared to traditional detailing spray bottles.

K89826 atomizer/pump

K89827 replacement nozzle



OER® Secret Formula Professional Dressings

Finally you can get the level of shine you desire with a professional grade formula that is not greasy, will not drip, is dry to the touch and lasts far longer than any product sold in stores. Additionally, our products soak in to nourish and protect the surface while repelling dust and dirt. Your choice of matte finish for an original appearance or super shine for a high gloss look.

OER® Super Shine High Gloss Protectant

The only 100% super shine, dry to the touch dressing that works as well on vinyl, leather, rubber, and tires as it does on hard plastics, plastic bumpers and trim. A multi-surface shield for your vehicle's interior. Dual action premium dressing leaves surfaces dry to the touch and shining better than new, while protecting the surface against dirt and dust. Maintains a 100% dry, never greasy or oily, fresh texture on vinyl, leather, plastic, rubber, tires and more! Water based emulsion repels dirt and dust while blocking out harmful UV rays.

Surfaces treated with OER® Secret Agent Shine look shiny longer and require less cleaning. Extra thick, pure emulsion will not separate or sling and is easy to apply with towel or sponge. Industry leading sealant that aids in protecting seats, steering wheels, door panels, and dashboards against the elements.

K89468 16 oz. bottle

K89469 1 gallon



OER® Natural Shine Matte Finish Protectant

OER® Natural Shine Matte Finish Protectant is a water-based natural look dressing. It leaves surfaces supple and protected against damaging UV radiation. Like new matte finish lasts weeks and nicely complements a clean interior. Greases, protects and beautifies in one easy step. Gently wipes away light traces of dirt while you apply. Patented UV absorber penetrates and acts as a protective barrier against harmful rays that cause premature aging, cracking, fading and peeling.

Engineered to work like a lotion to soak into new vinyl or dry vinyl to aid in prolonging and strengthening the surface. Perfect for use on dashboards, vinyl tops, door panels, consoles, tires, trim, bumpers, vinyl seats, moldings and more. Available in your choice of 16 oz. bottle or professional size gallon jug.

K89480 16 oz. bottle

K89481 1 gallon





Professional Detailing Supplies

Professional detailing supplies for the automotive enthusiast. Now you can buy your favorite products in bulk 1-gallon sizes and refill your own professional grade heavy duty spray bottles! Sprayers are made of Viton® for superior chemical resistance. The adjustable nozzle sprays from a fine mist to a jet stream. Long lasting durability only available from a professional grade sprayer.

HD Bottles with Chemical Resistant Sprayers

K89801 16 oz. bottle

K89802 32 oz. bottle

"Ketchup" 12 oz. Bottle

K89825 12 oz. "ketchup" bottle

Top for "Ketchup" Squeeze Bottle

K89800 squeeze top

Hand Pump for One Gallon Bottle

K89496 professional pump

Chemical Resistant Industrial Trigger Sprayer

K89495 for 16 oz. or 32 oz. bottle

OER® Secret Formula Wheel Wax

New!

OER® Wheel Wax is formulated to safely and effortlessly clean, shine, protect and prolong all types of wheels and wheel finishes. Wheel Guard delivers a high gloss durable wet shine finish on all chrome, aluminum, stainless, powder coated and even painted wheels. Clean, polish, shine, protect and prolong in one easy step. Extremely easy to use and apply, utilizing accurate micro-size synthetic beads that gently and effortlessly lift and polish away oxidation and road film from wheels to guarantee a scratch free perfect surface. It not only enhances shine, it protects your investment. Harmful degreasers and acids can damage wheels reducing shine and causing premature oxidation and deterioration of wheel. OER Secret Formula Wheel Wax is an acrylic sealant that bonds instantly to protect against brake dust, heat, acid rain, water spots, airborne fallout and road contaminants.



K89486 8 oz. jar



OER® Extreme Shine Premium Metal Polish & Sealant

OER® Extreme Shine Metal Polish & Sealant cuts through layers of dulling oxides to restore a wet-mirror like finish that outshines chrome. This outstanding polish makes chrome, copper, brass, aluminum, stainless steel and other metalwork gleam and look their absolute best. Spreads on with ease, buffs off with little effort. Great for oxidized metals and even light rust. Can be easily applied in the shade or sun. Leaves virtually no smear, dust or powder. The most innovative metal polish ever. A 3-step product in one, this diminishing metal polish cuts fast, cleans like no other, shines like a mirror and protects like a sealant. Utilizing friction and heat OER® Extreme Shine Metal Polish cleans, restores, revives and polishes. Friction generates heat that allows the product to break down into a micro-fine polish that leaves the surface shining like a mirror. During the final phase, it breaks down to release the durable protective sealant that bonds to metal surfaces reducing corrosion and prolonging shine. Use by hand with a polisher or with your polish ball & drill.

K89483 16 oz. bottle

OER® "Secret Formula" Wheel & Tire Care

OER® Secret Formula Wheel & Tire Care

Over the years, OER® has become the name that you have come to trust for quality restoration



products. We are dedicated to bringing our valued customers the absolute best products our industry has to offer. When it comes to car care, our "Secret Formula" products are no exception! We know you have a lot invested in your classic car, so we have formulated products that not only perform at a level unmatched by any other brand, but a formula that keeps your investment in mind. Our formulas are engineered not only to keep your pride and joy looking good, but also to protect your vehicle's delicate surfaces from the elements without the use of harsh damaging chemicals.

OER® Acid Free Wheel & Tire Cleaner

Spray on and rinse off! Easily removes deposits of brake dust, grease, and road grime from wheels. Safe for clear coated, painted, and polished finishes. This strong non-acid formula is fortified with a citrus cleaning agent. This is an industrial strength 1:1 concentrate. Dilute with water as needed. Long time accumulations of brake dust may need light agitation with a soft brush. Unlike many alternative products, OER® Acid Free Wheel Cleaner dissolves grime and brake dust without damaging your chrome and alloy wheels. Non-acidic, spray-on wipe-off formula with no scrubbing necessary and no harsh scent.



K89614 32 oz. bottle

K89615 1 gallon

Secret Weapon Polish Ball

The Secret Weapon

Polish Ball bends and compresses enabling it to fit into tight spaces and make the cleaning and polishing of difficult, hard to reach areas like wheels, rims and other metal work much easier. Can be attached to any hand held drill or drill-like device for fast and superior cleaning and polishing.



Great for cleaning and buffing small items like mirrors, headlight lenses and trim parts. Space-age Dura-foam and fiber-soft materials make it the most durable tool of its kind. Comes in your choice of two sizes, a 2.5-inch, 3.5-inch, or 4.5-inch ball. Ideal for use with your favorite wax, polish, wheel product or compound.

K89490 2.5 inch polish ball

K89491 3.5 inch polish ball

K89498 4.5 inch polish ball

OER® TNT Extended Life Tire & Trim Dressing

This unique formula quickly penetrates rubber trim and tires to hydrate and provide lasting protection. TNT Extended Life gel by OER® finally delivers on that promise. Simply wipe on using a pad and TNT gel restores the look of faded tires, trim, bumpers, seals and weatherstrip. What's more, OER® TNT gel lasts for many months, not days. Our exclusive no-streak, no-run and non-drip formula works to repel water and detergents and helps keep tire walls hydrated and supple as well as looking brand spanking new. Prepare your trim for a product unlike any other. A true premium trim restorer and protectant, that will not drip, dry out or destroy surfaces. Provides unmatched durability, ease of application and a superior "new look" shine that lasts through numerous washes. Non-greasy, non-tacky and simply amazing.



K89616 32 oz. bottle

K89617 1 gallon

High Performance Car Care Products

New!



K89740



Grit Guard insert keeps the wash water clean & scratch-free!

Grit Guard Basic Wash System

The basic wash system includes a black pail with a yellow sealing lid and a Grit Guard insert. This unique wash bucket provides a convenient way to store or transport all of your car cleaning supplies while doubling as an extremely effective finish-protecting wash tool. The Grit Guard insert sits in the bottom of the pail to extract particles and contaminants from mitts and brushes. Gravel causes sand and dirt to settle below the guard so the wash water stays clean and scratch-free. Available in 3.5 or 5 gallon size.

K89740 3.5 gal
K89741 5 gal

New!



K89750

K89746

K89743

Grit Guard Deluxe Wash Bucket Sets

This superb washing system features a Grit Guard insert, a heavy-duty bucket, a seat cushion and a dolly that turns the washing system into a rolling stool, so you can sit down and detail your car comfortably. Five heavy-duty smooth-rolling casters roll over cracks without tipping. Two locking casters hold your washing system in place while working on inclines. The convenient spin-on lid creates a perfectly sealed storage compartment for all of your favorite cleaning supplies. Supports up to 250 pounds.

Deluxe Washing System

K89742 3.5 gal black pail w/yellow top
K89743 5 gal yellow pail w/black top

Individual Components

K89744 Grit Guard insert
K89745 5 caster dolly
K89746 cushion/kneeling pad
K89750 Gamma seal lid
K89751 5 gal yellow pail w/black insert

New!



Dual Wash Bucket System

The ultimate solution for paint protection! The system includes two dollys, two Grit Guard inserts, two sealing lids, a dual-bucket connector plate and a seat cushion. The idea behind a two bucket wash is simple: two buckets means double the protection from swirl marks and scratches. With a designated rinse bucket, all the dirt and grime from your vehicle stays out of the clean, soap-filled wash bucket and off your prized possessions. When you're done washing your vehicle, you'll be amazed at the difference between the water in the rinse bucket and the wash bucket.

K89748 5 gal dual wash

New!



62443 (mini duster)

62441 (large duster)

Pick Up Layers of Dust with One Sweep!

An easy way of keeping your vehicle clean and free of dust, looking like it was just washed. It's specially-treated cotton fibers lift dust off the surface without scratching the paint, even delicate lacquers. The more you use it, the better it works! Regular use can significantly reduce the frequency of washings.

62441 large duster
62443 mini duster
62444 buy both dusters & save!

Microfiber Wash/Polish Mitts and Pads

Chenille microfiber wash mitts and pads are gentle on your paint and clean great. Chenille is a deep-pile, velvety cord made of durable, woolen microfiber and are plush, absorbent, lint-free and 100% scratch free. The "scrubber side" is made from a microfiber mesh great for removing bird or bug mess from non-painted surfaces. The cotton wash mitts superior water absorption and retention qualities are combined using the right amount of durable fiber. Microfiber polish mitt puts waxing in your hands easier. This polish mitt will beautify and protect your paint or metal surfaces when waxing.

Chenille Microfiber

K89811 premium Chenille wash mitt

Monster Microfiber Towels **New!**

Fattest, thickest and most absorbent microfiber towel. They are durable and silk handed for long lasting use with streak and scratch free results every time.



K09808

K89805 16" x 16" single
K89806 16" x 16" 3 pack
K89807 17" x 24" single
K89808 17" x 24" 3 pack

Elite Microfiber Towels **New!**

Extra plush, super absorbent, lint-free and 100% scratch-free. The long fiber side works great in quick detail and waterless car wash applications. The short fiber side is great for buffing and cleaning windows.



K09819

K89819 16" x 16" single
K89820 16" x 16" 3 pack
K89824 25" x 36" extra thick

Waffle Weave Towels **New!**

Super absorbent, ultra plush, waffle weave towels. Its unique magnetic charge attracts lint and dirt, trapping it in the weave so it will not scratch the surface.



K89821

K89810 26" x 32" each
K89821 26" x 32" 3 pack

Premium White Cotton Towels

These thick, super absorbent, pre-shrunk combed cotton white towels are manufactured from 100% Supima cotton.



K89809 25" x 16" dozen

Extra Large Chamois **New!**

Our synthetic chamois is great for detailers or those with large vehicles. This synthetic, machine washable chamois glides over surfaces and soaks up water without leaving any water residue.



K89814 natural 31" x 23"

Microfiber Applicator Pads **New!**

Professional grade microfiber applicator pads are the ideal choice for applying wax, sealants, glazes, dressing or your favorite conditioners.



K89816

Microfiber Applicator Pads **New!**

These 5" round microfiber applicator pads make it easy to apply waxes or rubbing compounds. Deep penetrating fibers are lint and streak free. Won't scratch paint or clear coat. They absorb 8 times their own weight in water and hold dust, dirt, grease and spills. Simply rinse and re-use. Machine washable. Apply dressing and begin detailing!



K89828

New!



Attaches to any standard drill.

Power Scrub Drill Brush

Use drill brush with any drill to clean carpet, fabrics, upholstery, seats, wheels and much more. The yellow brush has soft bristles and can be used to clean carpet, upholstery, fabrics, door panels, wheels and more. The red brush is heavy duty with very stiff bristles and is meant for intense scrubbing of hard surfaces. Use it to remove heavy grease, grime or loose paint.

K89817	yellow - light duty
K89818	red - heavy duty

New!



K89832

K89833

K89834

K89835

K89836

K89837

Professional Detailing Brushes

These are professional type brushes that will make detailing your classic a little easier. They feature soft, gentle or strong bristles, depending on the cleaning job on hand. Handles are made of quality hard plastic to withstand hours of use.

Soft Bristles	
K89832	8" green
K89833	18" green
Gentle Bristles	
K89834	8" gray
K89835	18" gray
Strong Bristles	
K89836	8" blue
K89837	18" blue

New!



K89840

K89841

K89842

K89843

K89844

Specialty Brushes

Keep your vehicle shining with these high-quality specialty brushes. Each brush is specially designed for the application indicated. Use the telescoping comfort-grip brush handle (reaches up to 68") for hard to reach areas.

Standard Head - Soft Bristles	
K89840	10-1/2" x 3"
Tri-Head - Soft Bristles	
K89841	11" x 5"
Wrap-around Head - Soft Bristles	
K89842	11" x 6"
Wrap-around Head - Strong Bristles	
K89843	11" x 6"
Telescoping Comfort Grip Handle	
K89844	extends up to 68"

New!



TW119

TW121

TW122

K89831

Specialty Brushes

Keep your vehicle shining with these high-quality specialty brushes. Each brush is specially designed for the application indicated.

TW119	univ. brush-6"
TW121	medium grill/spoke brush - 12"
TW122	medium grill/spoke brush - 16"
K89831	tirebrush-8"

New!



Protection From Moisture During Storage

Sta-Dri pouches significantly reduce humidity and moisture inside of your vehicle safely & conveniently. Pouches can be regenerated up to 3 times. Use 1-2 pouches per vehicle. Depending on humidity level, one pouch can last up to a year of continuous storage, though it is recommended that you check every month & regenerate as necessary. Non-toxic & non-corrosive, remains dry to the touch even when fully saturated.

8F1001	2 lb. pouch
8F1002	two 2 lb. pouches
8F1003	2 lb. pouches

New!



Plastic Detailing Scraper

This 4 side edge, 4 different angle corner plastic razor blade scraper can be used for many detailing jobs. For use on most surfaces, excellent for removing unwanted decals, tags, pin stripes, tar, sap, or adhesive. For best results spray contained area with appropriate liquid remover and gently scrape away.

K89830	1" x 3" 2.5"
--------	--------------

New!



The Jerry Blade

The Jerry Blade sweeps away water droplets faster than a cloth or a sponge. Soft silicone material flexes to follow contours without scratching. Also ideal for use around the home on windows or glass surfaces.

K89829	blue handle
--------	-------------

New!



Industrial Grade Fire Hose Nozzle

Control your spray pattern and pressure with this industrial grade fire hose nozzle. This nozzle works just like those used by fire departments. Manufactured of heavy-duty, anodized aluminum and features a protective rubber bumper.

K89815	fire hose nozzle
--------	------------------

OER® Car Covers

OER AUTHORIZED



Diamond Blue™

Indoor Use
Single Layer Material
2 Year Limited Warranty



Designed for use indoors. OER's Diamond Blue™ is manufactured using an economical single layer non-woven material that provides excellent protection from dust and dirt penetration. Mirror pockets are featured on both sides of the cover. Non-scratch grommets are installed on each cover to allow the use of a tie-strap or lock.

1967-2015 Camaro/Firebird

MT2700A	67
MT2800A	68
MT6683A	69
MT1600A	70-73
MT1800A	74-81
MT3100A	82-92
MT3400A	93-02
MT3500A	10-15

1962-79 Chevy II/Nova

MT2760A	62-67
MT2763A	68-79

1955-57 Chevrolet 150/210/Bel Air

MT8601A	55-56	4 door
MT8602A	55-56	2 door
MT8603A	57	2 door, 4 door
MT8611A	55	wagon, all
MT8612A	56	wagon, all
MT8613A	57	wagon, all

1958-96 Impala

MT8500A	58	2 door
MT8501A	58	4 door
MT8502A	59-60	
MT8503A	61-64	
MT8504A	65-76	
MT8506A	77-90	
MT8517A	91-94	
MT8510A	95-96	

1947-87 Truck

MT9000A	47-54	short bed
MT9001A	47-54	long bed
MT9002A	55-59	short bed
MT9003A	55-59	long bed
MT9004A	60-76	short bed
MT9005A	60-87	long bed
MT9006A	77-87	short bed

Diamond Fleece™

Indoor/Outdoor Use
Triple Layer Material
3 Year Limited Warranty



Designed for indoor and occasional outdoor use. OER's Diamond Fleece™ is manufactured using a durable 3 layer non-woven material that provides excellent protection from dust and dirt penetration. Mirror pockets are featured on both sides of the cover. Non-scratch grommets are installed on each cover to allow the use of a tie-strap or lock.

1967-2015 Camaro/Firebird

MT2700B	67
MT2800B	68
MT6683B	69
MT1600B	70-73
MT1800B	74-81
MT3100B	82-92
MT3400B	93-02
MT3500B	10-15

1962-79 Chevy II/Nova

MT2760B	62-67
MT2763B	68-79

1955-57 Chevrolet 150/210/Bel Air

MT8601B	55-56	4 door
MT8602B	55-56	2 door
MT8603B	57	2 door, 4 door
MT8611B	55	wagon, all
MT8612B	56	wagon, all
MT8613B	57	wagon, all

1958-96 Impala

MT8500B	58	2 door
MT8501B	58	4 door
MT8502B	59-60	
MT8503B	61-64	
MT8504B	65-76	
MT8506B	77-90	
MT8517B	91-94	
MT8510B	95-96	

1947-87 Truck

MT9000B	47-54	short bed
MT9001B	47-54	long bed
MT9002B	55-59	short bed
MT9003B	55-59	long bed
MT9004B	60-76	short bed
MT9005B	60-87	long bed
MT9006B	77-87	short bed

Now available
in Blue, Gray or Tan



Outdoor Use
Four Layer Material
4 Year Limited Warranty



Designed for outdoor use. OER's Weather Blocker Plus™ cover is manufactured using a durable 4 layer non-woven material that provides a high level of protection against outdoor elements. The fourth layer is a soft cotton backing that further protects against scratches and dings. Mirror pockets are featured on both sides of the cover. Non-scratch grommets are installed on each cover to allow the use of a tie-strap or lock.

1967-2015 Camaro/Firebird

MT2700G	67
MT2800G	68
MT6683G	69
MT1600G	70-73
MT1800G	74-81
MT3100G	82-92
MT3400G	93-02
MT3500G	10-15

1962-79 Chevy II/Nova

MT2760G	62-67
MT2763G	68-79

1955-57 Chevrolet 150/210/Bel Air

MT8601G	55-56	4 door
MT8602G	55-56	2 door
MT8603G	57	2 door, 4 door
MT8611G	55	wagon, all
MT8612G	56	wagon, all
MT8613G	57	wagon, all

1958-96 Impala

MT8500G	58	2 door
MT8501G	58	4 door
MT8502G	59-60	
MT8503G	61-64	
MT8504G	65-76	
MT8506G	77-90	
MT8517G	91-94	
MT8510G	95-96	

1947-87 Truck

MT9000G	47-54	short bed
MT9001G	47-54	long bed
MT9002G	55-59	short bed
MT9003G	55-59	long bed
MT9004G	60-76	short bed
MT9005G	60-87	long bed
MT9006G	77-87	short bed

OER AUTHORIZED



Lightweight highly reflective material for outdoor protection from harmful UV rays

Indoor/Outdoor Use Silver Reflective Material Single Layer-Extremely Lightweight 2 Year Limited Warranty

This durable lightweight fabric is engineered to provide the best protection from the sun! Designed for indoor or outdoor use, OER's Titanium™ material has a reflective water repellent 100% polyester top layer that keeps the interior cool when in sunlight and protects against harmful UV rays. Mirror pockets are featured on both sides of the cover. Non-scratch grommets are installed on each cover to allow the use of a tie-strap or lock.

1967-2015 Camaro/Firebird

MT2700K	67
MT2800K	68
MT6683K	69
MT1600K	70-73
MT1800K	74-81
MT3100K	82-92
MT3400K	93-02
MT3500K	10-15

1962-79 Chevy II/Nova

MT2760K	62-67
MT2763K	68-79

1955-57 Chevrolet 150/210/Bel Air

MT8601K	55-56	4 door
MT8602K	55-56	2 door
MT8603K	57	2 door, 4 door
MT8611K	55	wagon, all
MT8612K	56	wagon, all
MT8613K	57	wagon, all

1958-96 Impala

MT8500K	58	2 door
MT8501K	58	4 door
MT8502K	59-60	
MT8503K	61-64	
MT8504K	65-76	
MT8506K	77-90	
MT8517K	91-94	
MT8510K	95-96	

1947-87 Truck

MT9000K	47-54	short bed
MT9001K	47-54	long bed
MT9002K	55-59	short bed
MT9003K	55-59	long bed
MT9004K	60-76	short bed
MT9005K	60-87	long bed
MT9006K	77-87	short bed



Plus soft cotton lining for protection against door ding & scratches

Indoor/Outdoor Use Silver Reflective Material Double Layer-Soft Cotton Inner Lining 2 Year Limited Warranty

This premium fabric offers double protection! Designed for indoor or outdoor use, Titanium Plus™ has a silver highly reflective water repellent 100% polyester top layer that keeps the interior cool when in sunlight and a soft padded cotton inner layer that provides extra protection against nicks and dings during storage in tight quarters. Mirror pockets are featured on both sides of the cover. Non-scratch grommets are installed on each cover to allow the use of a tie-strap or lock.

1967-2015 Camaro/Firebird

MT2700H	67
MT2800H	68
MT6683H	69
MT1600H	70-73
MT1800H	74-81
MT3100H	82-92
MT3400H	93-02
MT3500H	10-15

1962-79 Chevy II/Nova

MT2760H	62-67
MT2763H	68-79

1955-57 Chevrolet 150/210/Bel Air

MT8601H	55-56	4 door
MT8602H	55-56	2 door
MT8603H	57	2 door, 4 door
MT8611H	55	wagon, all
MT8612H	56	wagon, all
MT8613H	57	wagon, all

1958-96 Impala

MT8500H	58	2 door
MT8501H	58	4 door
MT8502H	59-60	
MT8503H	61-64	
MT8504H	65-76	
MT8506H	77-90	
MT8517H	91-94	
MT8510H	95-96	

1947-87 Truck

MT9000H	47-54	short bed
MT9001H	47-54	long bed
MT9002H	55-59	short bed
MT9003H	55-59	long bed
MT9004H	60-76	short bed
MT9005H	60-87	long bed
MT9006H	77-87	short bed



SoftShield cotton flannel

Indoor Use Cotton Flannel Material 4 Year Limited Warranty



Favored by classic car collectors that garage their cars, OER's woven soft cotton flannel car covers pamper the vehicle's finish with a super soft unbleached rap that protects even the most delicate surfaces. Mirror pockets are featured on both sides of the cover. Non-scratch grommets are installed on each cover to allow the use of a tie-strap or lock.

1967-2015 Camaro/Firebird

MT2700F	67
MT2800F	68
MT6683F	69
MT1600F	70-73
MT1800F	74-81
MT3100F	82-92
MT3400F	93-02
MT3500F	10-15

1962-79 Chevy II/Nova

MT2760F	62-67
MT2763F	68-79

1955-57 Chevrolet 150/210/Bel Air

MT8601F	55-56	4 door
MT8602F	55-56	2 door
MT8603F	57	2 door, 4 door
MT8611F	55	wagon, all
MT8612F	56	wagon, all
MT8613F	57	wagon, all

1958-96 Impala

MT8500F	58	2 door
MT8501F	58	4 door
MT8502F	59-60	
MT8503F	61-64	
MT8504F	65-76	
MT8506F	77-90	
MT8517F	91-94	
MT8510F	95-96	

1947-87 Truck

MT9000F	47-54	short bed
MT9001F	47-54	long bed
MT9002F	55-59	short bed
MT9003F	55-59	long bed
MT9004F	60-76	short bed
MT9005F	60-87	long bed
MT9006F	77-87	short bed

Defeat Corrosion at the Molecular Level with OER's Chemical Restoration Products!

Get the OER® Advantage over corrosion! If your vehicle has rust, you'll need the right tools to fight the problem before the it spreads like a cancer, weakening and ultimately consuming the structure of your vehicle. These restoration-grade chemicals from OER® are specially formulated to remove, treat and prevent rust. Return corroded surfaces to bare metal, convert rust into a paintable polymer coating, or seal out moisture and oxygen to starve corrosion and stop the spread for good! Eliminate the threat of rust with OER's Chemical Restoration products!



REMOVE RUST



- Remove Rust:**
OER® Dissolve Rust
 removes rust leaving a bare metal surface.

- Etch the Metal:**
OER® Etch Metal
 removes light surface rust and leaves a coating that bonds paint to the metal surface.

TREAT RUST



- Convert Rust:**
OER® Convert Rust
 turns rust into a black, paintable polymeric coating that's ready for primer or top coat.

INHIBIT RUST



- Inhibit Rust:**
OER® Inhibit Rust
 bonds to any metal substrate completely sealing the area to starve rust and oxidation, to prevent pitting, weathering, abrasion, & protect against salt spray, fuel, tar, and road debris.

- Permanently Stop Rust**
OER® Corrosion Barrier 77
 bonds to bare or rusty metal. Can be brushed or sprayed on to permanently stop corrosion. Isolates metal from moisture and oxygen keeping rust in a suspended state and creates a finish that is unaffected by road salt, battery acid and other corrosives.



OER[®] Rust Removal & Prevention

Remove Rust

OER[®] Dissolve Rust

OER[®] Chemical Restoration Dissolve Rust returns rusted surfaces to bare metal without harming the integrity of the metal. The viscous formula is reusable and will not harm plastic, rubber, seal, soft metals, or non-oxide coatings such as paint and chrome. OER[®] Chemical Restoration Dissolve Rust works like an acid, but is safe for you and the environment. OER[®] Chemical Restoration Dissolve Rust is ideal for removing rust from any part or surface that can remain damp with the product until the rust is gone!



dissolve

- **OER Dissolve Rust** removes rust leaving a bare metal surface.



KB6110 quart

Treat Rust

OER[®] Etch Metal

OER[®] Chemical Restoration Etch Metal inhibits rust and promotes paint adhesion for bare metal surfaces. This specially formulated liquid gently etches the metal, then leaves a zinc coating that helps chemically bind paint to the surface. OER[®] Chemical Restoration Etch Metal is non-toxic, non-flammable and reusable. Ideal for application on bare metal parts after sandblasting or using OER[®] Chemical Restoration Dissolve Rust.



etch

- **OER Etch Metal** removes light surface rust and leaves a coating that bonds paint to the metal surface.



KB6114 quart

OER[®] Convert Rust

OER[®] Chemical Restoration Convert Rust instantly neutralizes rust and converts the rusted surface, leaving a protective dark polymer coating. The inert coating provides an excellent primer base that seals out moisture to prevent future rust and corrosion. Protected surface can then be top coated with most paints. OER[®] Chemical Restoration Convert Rust can be applied with a brush, trigger bottle or a spray gun. Brush - A common household paint brush or foam applicator. Spray Gun - HVLP or conventional spray gun using a 1.0-1.4 nozzle at low pressure. Available in quart bottles.



convert

- **OER Convert Rust** turns rust into a black, paintable polymeric coating that's ready for primer or top coat.



KB6112 quart

Inhibit Rust

OER[®] Inhibit Rust

OER[®] Chemical Restoration Inhibit Rust is durable clear coating that protects any metal substrate from rust and corrosion for up to 7 years. It provides a superior bond to treated and non treated surfaces such as undercarriage, suspension components, wheel wells, fenders, and more. Easy to use and safe for use on metal, stainless, copper, aluminum, and fiberglass.

Withstands temperatures up to 190°F with two or more coats. Clear formula eliminates the need to mask off areas and it cleans up easily with solvent cleaner. OER[®] Chemical Restoration Inhibit Rust also protects and provides added UV resistance to powder coated surfaces. OER[®] Chemical Restoration Inhibit Rust protects against weathering, oxidation, pitting, salt spray, fuel, tar, road debris, and modest abrasion.



glossy clear coat

- **OER Inhibit Rust** bonds to any metal substrate completely sealing the area to starve rust and oxidation, to prevent pitting, weathering, abrasion, & protect against salt spray, fuel, tar, and road debris.



KB6113 16 oz. aerosol

Your Choice of Gloss Black, Satin Black or Gloss Clear!

- **OER Corrosion Barrier 77** bonds to bare or rusty metal. Can be brushed or sprayed on to permanently stop corrosion. Isolates metal from moisture and oxygen keeping rust in a suspended state and creates a finish that is unaffected by road salt, battery acid and other corrosives.



gloss black

satin black

gloss clear



apply over bare metal



apply over rusty metal



apply over bare metal



OER[®] Corrosion Barrier 77

After removing or treating rust on floors, subframes, or other under-car components, OER[®] Chemical Restoration Corrosion Barrier 77 is a single-component, high-solids, rust stopping paint specially formulated to bond to bare or rusted metal surfaces. The coating forms a rock hard finish that's flexible, non-porous and will not crack, chip, flake or peel. No hardeners or activators are needed. OER[®] Chemical Restoration Corrosion Barrier 77 is perfect for floors, subframes and other under-car panels. It is completely unaffected by salt, gasoline, oils, battery acids, hydraulic fluids, solvents, chemicals, or corrosives. Available in gloss or satin finish.

KB6117 1 quart, gloss

KB6118 1 quart, satin

KB6132 1 quart, gloss clear

OER® Paints For GM Vehicles

OER® Premium Quality Interior Paint

OER's revolutionary formula provides 40% more coverage than standard dyes and lacquers, and actually penetrates and molecularly bonds to the surface to permanently seal in the color. Dries to the touch in 45 seconds, forms a complete bond in just 10 minutes. UV stable and color fast, it will not crack, flake or peel. For use on vinyl, leather, ABS plastic, polycarbonate, polypropylene, polyurethane, acrylic, kewan, fiberglass and recycled plastics. Available in your choice of convenient 12 oz. aerosol cans or for bigger jobs where a spray gun is required, we offer quart cans.

Notes Apply to All OER® Paint Cans

Important: Due to variances in factory vinyl material, paint could have up to a 10% variation color difference from original.

Note: All paint must be shipped via ground. Shipped within the continental U.S. only. Shipped ground only.



12 oz. aerosol Can
1 Quart Easy-Pour Can



801 black	1002 dark blue	1005 ivory	1006 copper	1007 beige	1008 dk. turquoise	1011 red
1018 glacier blue	1017 light blue	1019 dk. turquoise	1020 dark green	1024 med. turq.	1429 medium blue	3878 charcoal
3877 light green	7210 med. green	7518 yellow	7586 med. green	7799 yellow		

Color Chart for 1955-57		Aerosol Cans	Quart Cans
1956-57	black	PP801	PQ801
1955-57	dark blue	PP1002	N/A
1955-57	ivory	PP1005	N/A
1956-57	copper	PP1006	PQ1006
1955-57	beige	PP1007	N/A
1957	dark turquoise	PP1008	N/A
1955-57	red	PP1011	N/A
1955	glacier blue	PP1016	N/A
1956-57	light blue	PP1017	N/A
1956	dark turquoise	PP1019	N/A
1956-57	dark green	PP1020	N/A
1955, 1957	medium turquoise	PP1024	N/A
1957	medium blue	PP1429	N/A
1957	charcoal	PP3876	N/A
1956-57	light green	PP3877	N/A
1955	medium green	PP7210	N/A
1956	yellow	PP7518	N/A
1957	medium green	PP7586	N/A
1957	yellow	PP7799	N/A

801 black	802 red	803 light blue	804 bright blue	805 gold	806 turquoise	807 parchment
808 med. blue	809 ivy gold	857 dark aqua	858 teal blue	825 pearl pchmnt	800 white (ivory)	811 orange
812 dark blue	813 dark green	814 moss green	817 light saddle	818 dark saddle	822 light blue	837 buckskin
829 firehorn	830 dk crim red	812 dark blue	835 willow grn	836 silver gray	820 camel tan	

Color Chart for 1962-79		Aerosol Cans	Quart Cans
1962-79	black	PP801	PQ801
1962-69	red	PP802	N/A
1965-67	light blue	PP803	PQ803
1966-67	bright blue	PP804	PQ804
1967-70	gold	PP805	PQ805
1967-68	turquoise	PP806	N/A
1967	parchment	PP807	PQ807
1968	medium blue	PP808	N/A
1968	ivy gold	PP809	N/A
1968	dark aqua	PP857	PQ857
1968	teal blue	PP858	N/A
1968	pearl parchment	PP825B	PQ825
1968	clear top coat	N/A	PQ825T
1969	white	PP810	PQ810
1969	Hugger Orange	PP811	PQ811
1969	dark blue	PP812	N/A
1969	dark green	PP813	PQ813
1969	moss green	PP814	PQ814
1970-76	light saddle	PP817	N/A
1970-76	dark saddle	PP818	PQ818
1975-77	light blue	PP822	N/A
1976-77	buckskin	PP837	PQ837
1976-81	firehorn red	PP829	N/A
1977-79	dark carmine rd	PP830	N/A
1977-79	dark willow grn	PP835	N/A
1977-79	silver gray	PP836	N/A
1978-79	camel tan	PP820	PQ820
1998-07	dark pewter	PP883	N/A
2007	graphite	PP833	N/A

OER® Paints For GM Vehicles

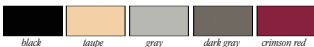


OER® Interior/Exterior Plastics Surface Preparation Formulas

OER® manufactures a variety of surface preparation products to ready reproduction dash pads, headrests, door panels, padded pillar moldings, plastic parts, metal components and other parts for the application of the topcoat. Our item # PP1009 prep cleaner is a fast drying multi-surface cleaner that will remove any build-up of dirt, grease or chemicals. Item # PP215 is a fast-drying, clear adhesive promoter that is completely flexible and recommended for preparing metal, TPO, PP and other interior and exterior parts for topcoat. The item# PP618 metal and plastic primer is a self-leveling flexible light gray primer that adheres to most plastic and metal surfaces. It is compatible with many topcoats, is heat resistant and requires no catalyst. It is great for filling small nicks and scrapes on a variety interior and exterior surfaces including TPO bumpers.

Note: Shipped within the continental U.S. only. Shipped ground only.

PP1009	OER® Colorbond prep cleaner, 4 oz. bottle
PP215	OER® paint adhesion promoter, 12 oz. aerosol
PP618	OER® self leveling metal and plastic primer, 12 oz. aerosol



OER® Carpet Restoration Formula

Formulated to enhance and restore faded, worn or stained surfaces, our OER® Carpet Dyes molecularly bond to carpeting for a finished result that will not wear off. A great product for restoring carpet or for spraying carpeted trim panels on consoles, door panels and other carpeted trim. An easy way to renew worn or stained carpeted floor mats as well. Order each color individually in a 12 oz. aerosol can or for big jobs, buy the case of six 12 oz. aerosol cans.

Note: Shipped within the continental U.S. only. Shipped ground only.

12 oz. Aerosol Cans

PP900	black
PP901	taupe
PP902	gray
PP903	dark gray
PP904	crimson red

OER® Black Wrinkle Finish

A durable and long lasting finish which has a unique wrinkled texture. Excellent hiding qualities provides an excellent finish for hiding surface imperfections such as pitting, scratches or chips. Extremely durable formula resists oil, gas and grease. Can be used where harsh conditions break down conventional coatings. Comes in 16 oz. aerosol can. Great for valve covers, air cleaners, dash components and more.

Note: Ships ground only. No air shipment.

K89548



- Correct Original Colors
- High Hiding Formulation
- Heat Resistant to 400° F
- Manufactured In The USA!

OER® Classic Blend Engine Paint

OER® Classic Blend Engine Paints offer maximum coverage and adhesion to air cleaners, engine blocks, heads, intake manifolds, valve covers, water pumps, oil pans, transmission cases, and more. Effective against rust, gas, oil, grease, salt, humidity and intermittent temperatures up to 400°F. Extensive factory correct color selection is available with high-hiding capability. Spray gun results without the mess and hassle associated with mixing paint and cleaning the equipment. Buy individual 16 oz. aerosol cans or buy the convenient case of six 16 oz. aerosol cans.

Note: Ships ground only. No air shipment.

16 oz. aerosol can - any color

Color Chart for GM Vehicles		Aerosol 16 oz. can	Color Swatch
Chevrolet			
1951-62	Chevy blue	K89110	
1962-prior	medium gray	K89115	
1977-prior	orange red	K89120	
GM			
1963-79	truck engine red	K89180	
1966-prior	spectro red	K89150	
1977-82	corporate blue	K89130	
1975-77	strato blue metallic	K89140	
Pontiac			
1959-60	sky blue	K89280	
1961-65	turquoise	K89290	
1966-70	light blue metallic	K89200	
1971-73	light blue teal	K89210	
1973	blue aqua	K89220	
1973-74	slate blue	K89230	
All Vehicles			
all	gray primer	K89260	
all	glass clear	K89265	
all	factory black high gloss	K89543	

OER® Premium Quality Paints



OER® Trunk Refinish Kit

Restore the trunk area of your classic car to a factory original appearance and provide the ultimate protection from the elements. OER® manufactures a variety of coatings for the restoration of the trunk area. First prime the area to be painted. On bare metal, you should use a self etching primer. Next, spray your base coat. Then spray your spatter coat and let dry thoroughly. Finally, coat the entire surface with our clear topcoat to seal the surface.

Note: Ships ground only. No air shipment.

Step One - Primer, 20 oz. Aerosol

K89576 Standard Gray Primer

K89560 Self Etching Gray Primer

Step Two - Base Coat, 20 oz. Aerosol

K89578 Flat Black Base Coat

K89581 Dark Gray Base Coat

Step Three - Spatter Coat, 16 oz. Aerosol

K51496 Black and Gray Spatter Coat

K51499 Black and Aqua Spatter Coat

K51498 Gray and White Spatter Coat

Step Four - Clear Top Coat, 16 oz. Aerosol

K51497 Clear Top Coat

New!



GM Trunk Spatter Paint - Quart

Trunk spatter paint for the discriminating restorer who wants to get an exact color match to completely restore the trunk. This item is produced by the original manufacturer. Available in the original GM colors of gray/white and black/aqua. One quart will do your entire trunk. Can be thinned by water. Clear coat is not needed for this application.

Important: To be applied with a cap gun (not included). Originally GM used a Binks 2001 gun, with a 200 tip, a 66 fluid nozzle and an internal mix air cap.

K86131 gray/white quart

K86130 black/aqua quart

New!



A250101



A250102

OER AUTHORIZED

Trunk Spatter Spray Gun/Pressure Tank

This is the style gun that was used at the factory to apply the trunk spatter pattern in the correct consistency and pattern. This spray gun comes with the correct fluid nozzle, needle, and air nozzle. The 2100 spray gun is a durable, full-sized gun that is comfortable, well balanced, and easy to use. Aspecially designed grip measurably improves operator control, balance, and spray quality. The model 2100 will spray all conventional coatings, including those with high solids. The 2100 spray gun features a forged aluminum body that has been precision machined, and brass air nozzles and knobs that are nickel plated.

Important: Pressure pot, air hose and fluid hose sold separately.

A250101 Binks 2100

A250102 pressure tank

A250103 5' air hose

A250104 5' fluid hose

New!

General Purpose Spray Gun

OER AUTHORIZED

This general purpose paint spray gun is designed with a rugged lightweight body that makes it easier to keep a steady hand while you paint. The spray gun sprays all light-to-medium viscosity materials including lacquer, enamel, urethane, polyurethane and primer. This is a great paint spray gun for a wide range of uses in any home garage or professional auto shop.

A252105



OER® Original Hue Paints

OER® Original Hue paints are specially formulated to perfectly match the factory colors of specific components installed on your vehicle at the factory. Unique shades are available so you can duplicate the OE finishes on a variety of parts including Saginaw steering boxes and Delco shock absorbers from the '60's & '70's.

Note: Ships ground only. No air shipment.

K89531 Saginaw Steering Box Blue/Gray

K89532 GM Delco Shock Absorber Gray



OER® Detail Coatings

OER® coatings

are available in a variety of colors and sheen levels to achieve the correct factory look during the restoration of any Classic vehicle. Tough and dependable, these coatings adhere extremely well, prevent rust and corrosion and enhance the quality and appearance of the finished product. Eliminates the need for a spray gun for small repairs, reduces cleanup time.

Note: Ships ground only. No air shipment.

OER® Factory Black Coatings

16 oz. Aerosol

K89540 Ultra Flat Factory Black

K89541 Low Gloss Factory Black

K89542 Semi Gloss Factory Black

K89543 High Gloss Factory Black

OER® Rubberized Undercoat

20 oz. Aerosol

Can be top coated with any type of automotive finish. Special formula greatly reduces lingering odor associated with most other brands of undercoating. No "bleed through" when top coated.

K89570 Rubberized Undercoating

OER® Underhood Detail Paint

16 oz. Aerosol

A variety of choices are available to correctly refresh underhood items such as hood latches, hood latch and safety catch, cables, pulleys, linkage, nuts, bolts, brackets, clips, screws and more with a durable flat or non-gloss finish that mimics the appearance of zinc phosphate plating.

K89540 Ultra Flat Factory Black

K89520 Dark Gray

OER® Hi-Temp Exhaust Coating

16 oz. Aerosol

A fast drying coating designed to withstand temperatures up to 1200 degrees F on a continuous basis. Forms a porcelain-like bond after curing. Resists blistering, peeling, discoloration or loss of adhesion. Excellent for headers, manifolds, mufflers, pipes and more.

K89555 Silver

K89556 Black

K0090 Cast Iron Gray

OER® Metal Mimic FX Coatings

OER® Metal Mimic FX high performance coatings were developed to mimic the appearance of the components that were originally left unpainted by the factory. Items such as cast iron housings, aluminum housings, stainless steel parts, galvanized parts and even chrome can now be coated with a "factory correct" finishing finish that is extremely durable and amazingly close to the original color.

Note: Ships ground only. No air shipment.

OER® Metal Mimic FX Coatings

16 oz. Aerosol Cans

K89500 Aluminum Blast Coating

K89502 Cast Blast Cast Iron Gray

K89501 Galv Blast Zinc Coating

K89091 Stainless Steel Coating

K0090 Hi-Temp 1200Cast Iron Gray



QER® Professional Grade PBE Coatings

QER® is pleased to offer our professional grade PBE coatings specifically formulated to meet the performance needs of both shop personnel and conveniently packaged for the automotive enthusiast. Tough and dependable, these coatings adhere extremely well, prevent rust and corrosion and enhance the quality and appearance of the finished product. Large fan spray head gives a professional looking application. Eliminates the need for a spray gun for small repairs, reduces cleanup time.

Note: Ships ground only. No air shipment.



QER® Self Etching Sanding Primers

Manufactured with a modified acrylic resin to give you excellent adhesion to all types of metal, aluminum and prepared surfaces. Dries to the touch in 10 minutes. Dry to sand or topcoat in 15 minutes.

K89560	Gray	20 oz. aerosol
K89561	Black	20 oz. aerosol
K89562	Red Oxide	20 oz. aerosol

QER® High Solids Sanding Primers

A superior professional grade primer formulated with 40% solids to provide twice the coverage of conventional aerosol primers. One 20 oz. can will cover as much area as four 16 oz. cans of a conventional low solids formulation. Fewer cans needed to complete the job will save time and money. Protects against rust and corrosion.

Provides excellent adhesion with single coat hiding capability and minimum overspray.



K89575	Red Oxide	20 oz. aerosol
K89576	Gray	20 oz. aerosol

QER® Zinc Phosphate Primers

Specifically formulated primer that chemically bonds with iron, steel and aluminum to form a highly adherent coating. It has exceptional corrosion resistance. Ideal for spot repair of damaged coatings. Exceptional protection against rust and corrosion. Compatible under two component coatings. Forms a hard, highly adherent, water-resistant coating that can be painted or left as is. Dries to the touch in 10 minutes.

K89565	Green	16 oz. aerosol
K89566	Yellow	16 oz. aerosol

QER® Spray Gate Weld-Thru Coating

A smooth, cold galvanizing compound that chemically fuses to bare steel and forms a extremely rust-resistant barrier. Perfect for application on the inside of newly installed panels where rust prevention of new metal is important, but where the part treated will not be painted. Fast dry, sag-free spray that is abrasion resistant. Stops rust creepage, resists chemicals and is rust inhibitive. Apply it to sheet metal pieces before installation, then weld as usual. The coating will not affect the quality of the weld, and will retain its rust-preventative properties.

K89567	Galv Gray	16 oz. aerosol
--------	-----------	----------------

QER® High Solids Detail Coatings

A superior professional grade coating formulated for restorations where maximum performance is required. These high solid paints do not run or sag, and provide twice the coverage of conventional aerosol enamels. Each 20 oz. can offers the highest solid content (40%) of any aerosol paint on the market for maximum coverage. One 20 oz. can of QER® High Solids is equal to four 16 oz. cans of competing brands.

Note: Ships ground only. No air shipment.



One 20 oz. can of QER® High Solids is equal to four 16 oz. cans of competing brands.



QER® High Solids Detail Coatings - 20 oz. Aerosol

K89577	Gloss Black	20 oz. Aerosol
K89578	Flat Black	20 oz. Aerosol
K89579	Aluminum	20 oz. Aerosol
K89580	Stainless Steel	20 oz. Aerosol
K89581	Dark Gray	20 oz. Aerosol



QER® Factory Wheel Coatings For GM Vehicles

QER® factory wheel coatings are available in a variety of original colors so you can achieve the correct factory look on the restoration of wheels. Eliminates the need for expensive custom paint mixing and greatly simplifies the restoration process by providing spray gun results without the hassle and mess of a spray gun or the need for an air compressor.

Note: Ships ground only. No air shipment.

Rally Wheel & SS Wheel Paint

Correct colors and sheen for GM Rally I, Rally II and Super Sport wheels.

K89320	Argent Silver	16 oz. Aerosol
K89325	Argent Silver/Green	16 oz. Aerosol

Low Luster Gray Wheel Paint

Correct color and sheen for the restoration of Rally, Super Sport, Honecomb and Z28 5-spoke mag wheels that call for this unique shade of gray. This gray was used on the backside and in some cases both sides of steel factory sport wheels. Can also be used on jack mechanism and jack base on some models.

K89410	Low Luster Gray	16 oz. Aerosol
--------	-----------------	----------------

Rally II Wheel Insert Paint

Charcoal gray metallic paint for the restoration of the pie-shaped wheel insert area on GM Rally II wheels. Correct color, tone and luster for a factory fresh appearance.

K89330	Charcoal Gray	16 oz. Aerosol
--------	---------------	----------------

5-Spoke Mag Wheel Paint

Correct color, sheen and texture for the restoration of 1970-81 Z28 5-spoke mag wheels also known as "Trans Am", "high performance" or "5-spoke Rally" wheels. Correct for 1970 Chevelle & El Camino 5-spoke factory wheels as well.

K89310	Shadow Gray	16 oz. Aerosol
--------	-------------	----------------

Honecomb Wheel Paint

Correct color, sheen and texture for the restoration of 1970-76 Pontiac Trans Am, Firebird, GTD, Formula or Oldsmobile 1972-74 Super Stock IV wheels. Your choice of Daytona Gold or Simulated Magnesium.

K89305	Daytona Gold	16 oz. Aerosol
K89315	Simulated Magnesium	16 oz. Aerosol

Snowflake Wheel Paint

Correct color, sheen and texture for the restoration of 1970-81 Pontiac Trans Am and Special Edition Snowflake wheels. Your choice of Placer Gold or Slate Silver.

K89350	Placer Gold	16 oz. Aerosol
K89355	Slate Silver	16 oz. Aerosol

Third Gen. Wheel Paint

Ideal paint for the restoration of a variety of 80's-90's factory mag wheels on Chevrolet and Pontiac vehicles. Your choice of California Gold or Nevada Silver.

K89335	Calif. Gold	16 oz. Aerosol
K89345	Nevado Silver	16 oz. Aerosol

QER® Classic Blend - Clear Enamel

Provide extra durability and color depth on a variety of surfaces. QER® Clear Enamel will enhance the appearance of engine components, wheels, suspension components and other painted and unpainted surfaces where a gloss clear topcoat is desired. Withstands rust, gas, oil grease, salt and intermittent temperatures up to 400 degrees F. Formulated for use on engines, but also an excellent coating for application on wheels.

K89265	Clear Enamel	16 oz. Aerosol
--------	--------------	----------------

Notes Apply to All QER® Paint Cans

Note: Due to variances in factory vinyl material, paint could have up to a 10% variation color difference from original.

Important: All paint must be shipped via ground.

OER[®] Authorized Molded Carpet

Superior Carpet Sets From OER[®]

When it comes to quality, the OER[®] name is the most trusted in the restoration industry. Each product is manufactured and designed to replicate the original OEM part exactly and this reproduction molded carpet is no exception. Manufactured in the USA using the finest workmanship and materials available, each molded carpet offers supreme quality and fit. Give your customers one of the most recognized names in restoration by offering OER[®] premium quality molded carpet.

- Eliminates Fuzzing/Shedding of Fibers
- Great Abrasion Resistance
- Prevents Color Fading
- Molded to Fit Factory Floor Pan
- Available in Original Factory Colors
- OER[®] Authorized!




OER AUTHORIZED

1967-73 Camaro/Firebird Superior Loop Carpet

This new 80/20 Rayon is a revolutionary new carpet yarn utilizing modern textile chemistry to duplicate in appearance of the original 80/20 Rayon/Nylon carpet used on GM cars. This carpet eliminates the problems of poor abrasion resistance and

fuzzing or shedding of fibers, with excellent color fading protection. Available in most original colors. Prepackaged in OER[®] box.

Note: The 1970-73 Camaro featured differences in the transmission bump between automatic and manual. See listings below for correct application.



1967-69 Molded Carpet

K20001	1967-69	black
K20002	1967-69	red
K20004	1967-68	bright blue
K20005	1967-68	gold
K20006	1967-68	aqua
K20008	1967-68	medium blue
K20009	1968	ivy gold
K20012	1969	dark blue
K20013	1967-68	dark green
K20014	1969	moss green
K20017	1969	medium saddle
K20035	1969	gunmetal gray
K20038	1969	dark olive green

1970-73 Automatic Transmission

K219101	1970-73	black
K219102	1970-73	red
K219105	1970	gold
K219105	1973	gold
K219108	1970-73	medium blue
K219113	1973	dark green
K219114	1971-72	moss green
K219117	1970-71	medium saddle
K219123	1970-71	silver
K219135	1973	gunmetal gray
K219144	1972	fawn sandalwood
K219171	1972	dark brown
K219198	1970	green
K219199	1970	orange

1970-73 4 Speed Transmission

K219001	1970-73	black
K219002	1970-73	red
K219005	1970	gold
K219005	1973	gold
K219008	1970-73	medium blue
K219013	1973	dark green
K219014	1971-72	moss green
K219017	1970-71	medium saddle
K219023	1970-71	silver
K219035	1973	gunmetal gray
K219044	1972	fawn sandalwood
K219071	1972	dark brown
K219098	1970	green
K219099	1970	orange

OER[®] Authorized Molded Carpet



1974-02 Camaro/Firebird Superior Cut Pile Carpet **OER** AUTHORIZED

Quality premium 100% nylon carpet featuring superior resistance to fuzzing or shedding of fibers, while providing excellent protection against color fading. Provides a level of luxury and durability previously unavailable. Includes a correct reproduction of the heel pad, dimmer switch hole grommet and jute padding attached to the underside. Available in original colors. Prepackaged in OER[®] box.

1974-75 Automatic Transmission

K219301	1974-75	black
K219303	1974-75	blue
K219321	1974-75	oxblood
K219325	1974-75	medium gray
K219337	1974-75	bucksin
K219348	1974-75	willow green
K219366	1974-75	midnite blue
K219367	1974-75	medium doeskin
K219377	1974-75	flame red

1974-75 4 Speed Transmission

K219201	1974-75	black
K219203	1974-75	blue
K219221	1974-75	oxblood
K219225	1974-75	medium gray
K219237	1974-75	bucksin
K219248	1974-75	willow green
K219266	1974-75	midnite blue
K219267	1974-75	medium doeskin
K219277	1974-75	flame red

1976-81 Molded Carpet

K219401	1976-81	black
K219420	1978-80	doeskin/camel tan
K219423	1980	silver
K219425	1976-81	medium gray
K219437	1977	bucksin
K219441	1977-79	powder blue
K219448	1979	willow green
K219452	1977	caramel
K219454	1978-80	dark red carmine/firehorn
K219466	1976-81	midnite blue
K219467	1976-77	medium doeskin
K219467	1981	medium doeskin
K219477	1976-81	flame red

1982-84 Passenger Compartment Floor Only

K28701	1982-84	black
K28708	1982-84	blue
K28746	1982	silver green/yale
K28757	1982-84	charcoal
K28766	1982	midnite blue
K28767	1982-84	medium doeskin
K28768	1982	medium silver
K28771	1982-84	dark briar brown
K28792	1984	almond

1985-92 Passenger Compartment Floor Only

K29501	1985-92	black
K29515	1990	maroon
K29521	1986-88	oxblood
K29528	1985-86	medium beige
K29528	1990	medium beige
K29528	1992	medium beige
K29554	1985-89	dark red carmine/firehorn
K29556	1985-92	dove gray
K29559	1988-90	cognac
K29567	1985-91	medium doeskin
K29568	1990	medium silver
K29577	1985	flame red
K29577	1987-92	flame red
K29592	1985-87	almond

1982-92 Rear Hatchback Compartment Only

HAS101	1982-84	specify color
HAS102	1985-92	specify color

1993-02 Passenger Floor and Rear Hatchback Compartment Set

K29301A	1993-02	black
K29325A	1993-95	medium gray
K29328A	1993-95	medium beige
K29333A	1993-99	graphite
K29377A	1993-01	flame red
K29383A	2000	pewter
K29383A	2002	pewter
K29393A	1997-99	antelope/light neutral
K29394A	1996-97	medium sand
K29394A	2000-01	medium sand
K29395A	1996-99	light mocha
K29396A	2000-02	ebony
K29397A	1996-99	opal

Camaro/Firebird Carpet Accessories



1968 medium blue



OER AUTHORIZED

1967-69 Deluxe Inner Door Panel Carpet

Door panel carpet for deluxe interiors is produced using top quality 80%-20% rayon/nylon blend materials with original loop trim. Exact factory patterns are used along with correct factory matched vinyl trim. Ready for installation, the 1967 carpet includes correct binding which separates the lower portion of the door panel from the upper section. The 1968-69 carpet does not include binding due to the upper section of the carpet being hidden by a polished stainless trim molding (available separately).

K626701	67	black
K626702	67	red
K626704	67	bright blue
K626705	67	gold
K626706	67	aqua
K626801	68-69	black
K626802	68-69	red
K626806	68	aqua
K626808	68	medium blue
K626809	68	ivy gold
K626812	69	dark blue
K626813	69	dark green
K626914	69	moss green
K626915	69	maroon
K626917	69	medium saddle
K626935	69	gunmetal gray
K626938	69	dark olive green



210008



black

red

bright blue

gold

turquoise

medium blue

ivy gold

dark blue

dark green

moss green

dk olive green

OER AUTHORIZED



1967-69 Rear Fold Down Seat Carpet

Correct replacement carpet for 1967-69 rear fold down seats. Manufactured from the same quality carpet as the Superior 80/20 rayon loop carpet sets. Helps to eliminate problems of poor abrasion, resistance, fuzzing or shedding of fibers while providing excellent protection against color fading. Will match OER® carpet colors.

1967-68 Camaro

210001	67-68	black
210002	67-68	red
210004	67-68	bright blue
210005	67	gold
210006	67-68	turquoise
210008	67-68	medium blue
210009	68	ivy gold

1969 Camaro

310001	69	black
310002	69	red
310012	69	dark blue

1967-68 Firebird

210001	67-68	black
210002	67-68	red
210005	67	gold
210006	67-68	turquoise
210009	68	ivy gold
200012	67	dark blue
210013	67-68	dark green

1969 Firebird

310001	69	black
310002	69	red
300005	69	gold
310012	69	dark blue
310014	69	moss green
310038	69	dark olive green

1962-79 Chevy II/Nova Molded Carpet


**Now Available
with or without
Mass Backing!**



NC68732204
1968-79 loop carpet bright blue
(shown with optional mass backing)

FAQ: What Exactly is Mass Backing?


As part of the manufacturing process, a special latex coating is thermo-bonded to the back of the carpet to substantially increase the insulating and sound deadening properties of the basic carpet set. Then 3/6 oz. jute padding is attached to the underside of the carpet. Mass backing is available as an option for all types of carpets.



w/mass backing w/o mass backing

1962-67 Nova Superior Loop Carpet

Now Available With or Without Optional Mass Backing!
All new 80/20 Rayon/Nylon blend is a revolutionary carpet yarn utilizing modern textile chemistry to duplicate original look of the OEM 80/20 Rayon/Nylon carpet used on GM cars. Eliminates the problems of poor abrasion resistance and shedding of fibers while providing excellent protection against color fading. All carpet sets include a correct reproduction of the heel pad, the dimmer switch hole grommet as well as jute padding attached to the underside.



1962-67 Chevy II/Nova 80/20 Rayon/Nylon Loop Carpet


Note: Please specify color when ordering. Shipped overseas.

Molded Carpet without Mass Backing

NC626711	62-67	without center console
NC626721	62-67	with center console

Molded Carpet with Mass Backing

NC626712	62-67	without center console
NC626722	62-67	with center console



1968-79 Chevy II/Nova 80/20 Rayon/Nylon Loop Carpet

Originally, 1968-73 models were equipped with loop carpet and 1974-79 models were equipped with cut pile carpet. Floor pan configuration is the same from 1968-79.

Note: Please specify color when ordering.

Molded Carpet

NC687311	68-79	without center console
NC687321	68-79	with center console


Molded Carpet with Mass Backing

NC687312	68-79	without center console
NC687322	68-79	with center console

1974-79 Nova Superior Cut Pile Carpet

Now Available With or Without Optional Mass Backing!

Quality premium 100% nylon carpet that is made with 40% more nylon than standard cut pile and is 50% heavier in weight. This carpet eliminates the problems of poor abrasion resistance and shedding of fibers, while providing excellent protection against color fading. All carpet sets include a correct reproduction of the heel pad, the dimmer switch hole grommet as well as jute padding attached to the underside.



1968-79 Chevy II/Nova 100% Nylon Cut Pile Carpet

Originally, 1968-73 models were equipped with loop carpet and 1974-79 models were equipped with cut pile carpet. Floor pan configuration is the same from 1968-79.

Note: Please specify color when ordering. Shipped overseas.

Molded Carpet

NC747911	68-79	without center console
NC747921	68-79	with center console

Molded Carpet with Mass Backing

NC747912	68-79	without center console
NC747922	68-79	with center console


1955-57 Chevrolet Passenger Car Carpet

Superior Carpet Sets From OER® OER AUTHORIZED

When it comes to quality, the OER® name is the most trusted in the restoration industry. Manufactured in the USA using the finest workmanship and materials available, each interior carpet offers supreme quality and fit.

- Eliminates Fuzzing/Shedding of Fibers
- Great Abrasion Resistance
- Prevents Color Fading
- Tailored to Fit Factory Floor Pan
- Available in Original Factory Colors
- OER® Authorized!

✓ Bel Air ✓ Two-Ten ✓ One-Fifty



1955-57 Superior Loop Carpet

This new 80/20 Raylon is a revolutionary new carpet yarn utilizing modern textile chemistry to duplicate in appearance of the original 80/20 Raylon/Nylon carpet used on GM cars. This carpet eliminates the problems of poor abrasion resistance and fuzzing or shedding of fibers, with excellent color fading protection. Available in most original colors. Prepackaged in OER® box.

Important: Please add 2 digit color code when ordering.

1955 Loop

TF1013	55	2/4 door 1-piece molded carpet
TF1014	55	2 door hardtop w/bench
TF1015	55	2 door hardtop w/buckets
TF1016	55	2 door sedan w/bench
TF1017	55	2 door sedan w/buckets
TF1018	55	4 door sedan w/bench
TF1019	55	4 door sedan w/buckets
TF1053	55	Nomad w/bench - passenger area only
TF1054	55	Nomad w/buckets - passenger area only
TF1020	55	4 door wagon
TF1021	55	convertible w/bench
TF1022	55	convertible w/buckets



Heel And Toe Pad




1956 Loop

TF1013	56	2/4 door 1-piece molded carpet
TF1031	56	2 door hardtop w/bench
TF1032	56	2 door hardtop w/buckets
TF1033	56	2 door sedan w/bench
TF1034	56	2 door sedan w/buckets
TF1035	56	4 door hardtop w/bench
TF1036	56	4 door hardtop w/buckets
TF1037	56	4 door sedan w/bench
TF1038	56	4 door sedan w/buckets
TF1058	56	Nomad w/bench - passenger area only
TF1059	56	Nomad w/buckets - passenger area only
TF1039	56	4 door wagon
TF1040	56	convertible w/bench
TF1041	56	convertible w/buckets

1957 Loop

TF1013	57	2/4 door 1-piece molded carpet
TF1062	57	2 door hardtop w/bench
TF1063	57	2 door hardtop w/buckets
TF1064	57	2 door sedan w/bench
TF1065	57	2 door sedan w/buckets
TF1066	57	4 door hardtop w/bench
TF1067	57	4 door hardtop w/buckets
TF1068	57	4 door sedan w/bench
TF1069	57	4 door sedan w/buckets
TF1070	57	Nomad w/bench - passenger area only
TF1071	57	Nomad w/buckets - passenger area only
TF1072	57	4 door wagon
TF1073	57	convertible w/bench
TF1074	57	convertible w/buckets



1955-56 Daytona Carpet AUTHORIZED

Each 1955-56 carpet set features color-matched binding and a color-keyed heel pad dielectrically heat-sealed in place. 36 oz. jute padding is pre-attached to the underside of the carpet. Produced with Daytona weave carpet in most original colors. Prepackaged in OER® box.

Important: Please add 2 digit color code when ordering.

1955 Daytona

TF1023	55	2 door hardtop w/bench
TF1024	55	2 door hardtop w/buckets
TF1025	55	2 door sedan w/bench
TF1026	55	2 door sedan w/buckets
TF1027	55	4 door sedan w/bench
TF1028	55	4 door sedan w/buckets
TF1055	55	Nomad w/bench - passenger area only
TF1056	55	Nomad w/buckets - passenger area only
TF1057	55	4 door wagon
TF1029	55	convertible w/bench
TF1030	55	convertible w/buckets

1956 Daytona

TF1042	56	2 door hardtop w/bench
TF1043	56	2 door hardtop w/buckets
TF1044	56	2 door sedan w/bench
TF1045	56	2 door sedan w/buckets
TF1046	56	4 door hardtop w/bench
TF1047	56	4 door hardtop w/buckets
TF1048	56	4 door sedan w/bench
TF1049	56	4 door sedan w/buckets
TF1060	56	Nomad w/bench - passenger area only
TF1061	56	Nomad w/buckets - passenger area only
TF1050	56	4 door wagon
TF1051	56	convertible w/bench
TF1052	56	convertible w/buckets



1955-57 Cut Pile Carpet Sets AUTHORIZED

This 1955-57 carpet set offers the custom look of cut pile carpet. Features color-matched binding and heel pad dielectrically heat-sealed in place. 36 oz. jute padding is pre-attached to the underside. These custom carpets are the highest quality available on the market, guaranteed!

Important: Please add 2 digit color code when ordering.

1955 Cut Pile

TF1183	55	2/4 door 1-piece molded carpet
TF1140	55	2 door hardtop w/bench
TF1141	55	2 door hardtop w/buckets
TF1142	55	2 door sedan w/bench
TF1143	55	2 door sedan w/buckets
TF1144	55	4 door sedan w/bench

1955 Cut Pile - continued

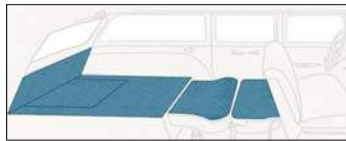
TF1145	55	4 door sedan w/buckets
TF1146	55	Nomad w/bench
TF1147	55	Nomad w/buckets
TF1148	55	4 door wagon
TF1149	55	convertible w/bench
TF1150	55	convertible w/buckets

1956 Cut Pile

TF1183	56	2/4 door 1-piece molded carpet
TF1151	56	2 door hardtop w/bench
TF1152	56	2 door hardtop w/buckets
TF1153	56	2 door sedan w/bench
TF1154	56	2 door sedan w/buckets
TF1155	56	4 door hardtop w/bench
TF1156	56	4 door hardtop w/buckets
TF1157	56	4 door sedan w/bench
TF1158	56	4 door sedan w/buckets
TF1159	56	Nomad w/bench - passenger area only
TF1160	56	Nomad w/buckets - passenger area only
TF1161	56	4 door wagon
TF1162	56	convertible w/bench
TF1163	56	convertible w/buckets

1957 Cut Pile

TF1183	57	2/4 door 1-piece molded carpet
TF1164	57	2 door hardtop w/bench
TF1165	57	2 door hardtop w/buckets
TF1166	57	2 door sedan w/bench
TF1167	57	2 door sedan w/buckets
TF1168	57	4 door hardtop w/bench
TF1169	57	4 door hardtop w/buckets
TF1170	57	4 door sedan w/bench
TF1171	57	4 door sedan w/buckets
TF1172	57	Nomad w/bench - passenger area only
TF1173	57	Nomad w/buckets - passenger area only
TF1174	57	4 door wagon
TF1175	57	convertible w/bench
TF1176	57	convertible w/buckets



TF117704

1955-57 Wagon Cargo Carpets AUTHORIZED

These five-piece cargo carpet sets are die-cut and designed to be a direct replacement for the original linoleum cargo area covering. Sets include carpet to cover the tailgate, spare tire hatch, cargo floor, rear seat back and the underside of the rear seat bottom. Available in Daytona, loop or cut-pile, this is the highest quality carpet set on the market, guaranteed!

Important: Please add 2 digit color code when ordering.

1955-57 2-Door & 4-Door Wagon

TF1179	55-56	Daytona
TF1177	55-57	loop
TF1178	55-57	cut pile

1955-57 Nomad

TF1182	55-56	Daytona
TF1180	55-57	loop
TF1181	55-57	cut pile

1958-96 Full Size Chevrolet Passenger Car Molded Carpet

These carpet sets feature a color-keyed heel pad, dimmer switch grommet, color-matched binding and 36 oz. jute padding.
See chart for available colors.

- ✓ 1958-96 Impala
- ✓ 1958-75 Bel Air
- ✓ 1958-72 Biscayne
- ✓ 1965-96 Caprice
- ✓ 1959-60 El Camino

FAQ: What Exactly is Mass Backing?



As part of the manufacturing process, a special latex coating is thermo-bonded to the back of the carpet to substantially increase the insulating and sound deadening properties of the basic carpet set. Then 36 oz. jute padding is attached to the underside of the carpet. Mass backing is available as an option for molded carpets only.



**Now Available
with or without
Mass Backing!**



B1965B08
1968-79 loop carpet medium blue
(shown with optional mass backing)



1959-62 Tuxedo Carpet

These carpet sets feature a color-keyed heel pad, dimmer switch grommet, color-matched binding and 36 oz. jute padding. See chart for available colors.

Tailored Tuxedo Carpet 1959

B39401	2 door hardtop/convertible
B38231	2 door sedan
B39511	4 door hardtop
B39501	4 door sedan
B39741	El Camino

1960

B39581	2 door hardtop/convertible
B3771	2 door sedan
B39691	4 door hardtop
B39681	4 door sedan
B39531	El Camino

Molded Tuxedo Carpet 1961-62

B81661	2 door hardtop/convertible
B81671	2 door sedan
B81691	4 door hardtop
B81681	4 door sedan

Molded Tuxedo Carpet w/Mass Backing 1961-62

B91661	2 door hardtop/convertible
B91671	2 door sedan
B91691	4 door hardtop
B91681	4 door sedan

1958-73 Loop Carpet 80/20 Rayon/Nylon Blend

These carpet sets feature a color-keyed heel pad, dimmer switch grommet, color-matched binding and 36 oz. jute padding. See chart for available colors.

80/20 Tailored Loop Carpet 1958

B3975B	2 door hardtop/convertible
B3976B	2 door sedan
B3977B	4 door hardtop
B3978B	4 door sedan

1959

B3939B	2 door hardtop/convertible
B3815B	2 door sedan
B3943B	4 door hardtop
B3942B	4 door sedan
B3973B	El Camino

1960

B3959B	2 door hardtop/convertible
B3788B	2 door sedan
B3940B	4 door hardtop
B3961B	4 door sedan
B3952B	El Camino

80/20 Molded Loop Carpet 1961-64

B1965B	2 door hardtop/convertible
B1966B	2 door sedan
B1968B	4 door hardtop
B1967B	4 door sedan

80/20 Molded Loop Carpet 1965-70

B2020B	2 door automatic
B16252B	2 door 4 speed
B2021B	4 door models

1971-73

B1723B	2 door models
B1743B	4 door hardtop
B1744B	4 door sedan

80/20 Molded Loop Carpet w/Mass Backing 1961-64

B2965B	2 door hardtop/convertible
B2966B	2 door sedan
B2968B	4 door hardtop
B2967B	4 door sedan

1965-70

B3020B	2 door models
B26252B	2 door 4 speed
B3021B	4 door models


1971-73

B2723B	2 door models
B2743B	4 door hardtop
B2744B	4 door sedan

1958-96 Full Size Chevrolet Passenger Car Molded Carpet



5312008



Now Available with or without Mass Backing!

1974-96 Nylon Cut Pile Carpet



These molded carpet sets feature a color-keyed heel pad, color-matched binding and 3/6 oz. jute padding. See chart for available colors.

Molded Nylon Cut Pile Carpet

1974-76

Important: 1976 models do not require a dimmer switch grommet

B1723P 2 door models

B1743P 4 door hardtop

B1744P 4 door sedan

1977-81

B1803P 2 door models

B1804P 4 door models

1982-85

B1817P 2 door models

B1804P 4 door models

1986-90

B1817P 2 door models

B1818P 4 door models

1991-96

B1537P Caprice

1994-96

B10613P Impala ss

Molded Nylon Cut Pile Carpet w/Mass Backing

1974-76

Important: 1976 models do not require a dimmer switch grommet

B2723P 2 door models

B2743P 4 door hardtop

B2744P 4 door sedan

1977-81

B2803P 2 door models

B2804P 4 door models

1982-85

B2817P 2 door models

B2804P 4 door models

1986-90

B2817P 2 door models

B2818P 4 door models

1991-96

B2537P Caprice

1994-96

B20613P Impala ss

1959-67 Loop Trunk Carpet

OER AUTHORIZED



OER® trunk carpet sets are manufactured from 80/20 loop carpet. Choose from the loop carpet colors listed.

531162 59-60 all 3 piece

531212 61-64 convertible 4 piece

531202 61-64 hardtop 3 piece

531221 65 convertible 1 piece


520861 65 hardtop 1 piece

520851 66-67 convertible 1 piece

520871 66-67 hardtop 1 piece



5310702



1964-66 Loop Kick Panel Carpet

OER AUTHORIZED

OER® kick panel carpet for 1964-66 full size models are manufactured from superior 80/20 loop carpet. Choose from the loop carpet colors listed.

53106 64 with air

53107 64 with out air

53102 65-66 with out air



1964 SS Loop Door Panel Carpet

OER AUTHORIZED

OER® door panel carpets for 1964 Super Sport models are manufactured from superior 80/20 loop carpet.

KP647 64 Super Sport

1947-74 Chevrolet/GMC Pickup Carpet

OEM AUTHORIZED

Molded Heel Pad

The heel pad is manufactured exactly as original. Each set features the correct configuration for the desired year in the correct matching color.

OEM Materials

Manufactured using OEM equivalent materials including color matched edge binding offering an original appearance.



Dimmer Switch Grommet

Each carpet includes a correct style dimmer switch grommet. The grommet surrounds the dimmer switch on floor of early model trucks.




1947-59 Pickup Loop Carpet

Reproduction loop carpet for 1947 & later pickup models. Manufactured in durable 80%-20% nylon loop material, this carpet will last for countless years in your classic truck. Each carpet is cut to exact specifications to fit the floor pan exactly and is available in your choice of a variety of original colors.



1947-54 Pickup

TK484 47-54 specify color



2 Wheel Drive - Low Hump

TK1110181 55-59 black
TK1110281 55-59 red
TK1111281 55-59 dark blue
TK1113581 55-59 gun metal gray

Napco 4 Wheel Drive - High Hump

TK1110184 55-59 black
TK1110284 55-59 red
TK1111284 55-59 dark blue
TK1113584 55-59 gun metal gray

1955-59 Pickup Daytona Carpet

Reproduction Daytona carpet featuring correct grain as original.




2 Wheel Drive - Low Hump

TK11101A1 55-59 black
TK11102A1 55-59 red
TK11112A1 55-59 dark blue
TK11113A1 55-59 dark green

1960-66 Pickup Loop Carpet

Reproduction loop carpet for 1960-66 pickup models. Manufactured in durable 80%-20% nylon loop material, this carpet will last for countless years in your classic truck. Each carpet is cut to exact specifications to fit the floor pan exactly and is available in your choice of a variety of original colors.



To Order: Please select your color choice from listings below and then choose desired configuration of the hump by adding the correct suffix to the end of the part number as follows.

B1 = 2 Wheel Drive, Column Shift, Low Hump

B3 = 2 Wheel Drive, 4 Speed, High Hump

B4 = 4 Wheel Drive, High Hump

Note: Please Add Part Number Suffix to Select 2WD, 4WD, Transmission Type and Hump Style.

1960-66 Pickup

TK12101 60-66 black
TK12102 60-66 red
TK12104 60-66 bright blue
TK12115 60-66 maroon
TK12117 60-66 light saddle
TK12135 60-66 gun metal gray
TK12144 60-66 sandalwood
TK12157 60-66 charcoal
TK12184 60-66 medium blue

1967-72 Pickup Loop Carpet

This molded carpet is available in low hump or high hump style. The low hump is normally found in 2 wheel drive vehicles and the high hump in TH400 transmissions and 4 wheel drive vehicles.



35-gummetal 38-dkrt 44-medwood 84-med blue-gray

To Order: Please select your color choice from listings below and then choose desired configuration of the hump by adding the correct suffix to the end of the part number as follows.

B1 = 2 Wheel Drive, Column Shift, Low Hump

B2 = 2 Wheel Drive, TH400, High Hump

B3 = 2 Wheel Drive, 4 Speed, Low Hump

B4 = 4 Wheel Drive

Note: Please Add Part Number Suffix to Select 2WD, 4WD, Transmission Type and Hump Style.

1967-72 Pickup

TK14101 67-72 black
TK14102 67-72 red
TK14106 67-72 aqua

TK14115	67-72	maroon
TK14118	67-72	dark saddle
TK1413567-72	gunmetal	gray
TK1413867-72	dark	olivegreen
TK1414467-72	hwn	
TK14184	67-72	medium blue

1973-74 Pickup Loop Carpet

Reproduction loop carpet for 1973-74 pickup models. Manufactured in durable 80%-20% nylon loop material, this carpet will last for countless years in your classic truck. Each carpet is cut to exact specifications to fit the floor pan exactly and is available in your choice of a variety of original colors.



To Order: Please select your color choice from listings below and then choose desired configuration of the hump by adding the correct suffix to the end of the part number as follows.

1 = 2 Wheel Drive, Column Shift

3 = 2 Wheel Drive, 4 Speed


4 = 4 Wheel Drive, Column Shift

5 = 4 Wheel Drive, 4 Speed

Note: Please Add Part Number Suffix to Select 2WD, 4WD and Transmission Type.

1973-74 Standard Cab Pickup

TK16101B 73-74 black
TK16102B 73-74 red
TK16118B 73-74 dark saddle
TK16135B 73-74 gun metal gray
TK16184B 73-74 medium blue



To Order: Please select your color choice from listings below and then choose desired configuration of the hump by adding the correct suffix to the end of the part number as follows.

6 = 2 Wheel Drive, Column Shift

8 = 2 Wheel Drive, 4 Speed

7 = 4 Wheel Drive

Note: Please Add Part Number Suffix to Select 2WD, 4WD and Transmission Type.

1973-74 Crew Cab Pickup

TK16101B 73-74 black
TK16102B 73-74 red
TK16118B 73-74 dark saddle
TK16184B 73-74 medium blue

1973-98 Chevrolet/GMC Pickup Carpet



OER AUTHORIZED



TK17154C1

1973-74 Pickup Cut Pile Carpet



01-black 37-buckskin 47-alk gray

To Order: Please select your color choice from listings below and then choose 2WD, 4WD and transmission type by adding the correct suffix to the end of the part number as follows.

- 1 = 2 Wheel Drive, Column Shift
- 3 = 2 Wheel Drive, 4 Speed
- 4 = 4 Wheel Drive, Column Shift
- 5 = 4 Wheel Drive, 4 Speed

Note: Specify 2WD, 4WD and transmission type when ordering carpet sets.

1973-74 Standard Cab Pickup - Cut Pile

TK16101C	73-74	black
TK16137C	73-74	buckskin
TK16147C	73-74	dark gray

- 6 = 2 Wheel Drive, Column Shift
- 8 = 2 Wheel Drive, 4 Speed
- 7 = 4 Wheel Drive, All

Note: Specify 2WD, 4WD and transmission type when ordering carpet sets.

1973-74 Crew Cab Pickup - Cut Pile

TC16101C	73-74	black
TC16147C	73-74	dark gray
TC16137C	73-74	buckskin

1975-80 Pickup Cut Pile Carpet



01-black 03-blue 23-silver 37-buckskin 54-dark red/carmine 57-charcoal

To Order: Please select your color choice from listings below and then choose 2WD, 4WD and transmission type by adding the correct suffix to the end of the part number as follows.


- 1 = 2 WD, Column Shift (except TH400)
- 3 = 2 Wheel Drive, 4 Speed
- 4 = 4 WD, Column Shift (except TH400)
- 5 = 4 Wheel Drive, 4 Speed
- 6 = All With TH400 Transmission

Note: Specify 2WD, 4WD and transmission type when ordering carpet sets.

1975-80 Pickup - Cut Pile

TK16201C	75-80	black
TK16203C	75-80	blue
TK16223C	75-80	silver
TK16237C	75-80	buckskin
TK16254C	75-80	carmine
TK16257C	75-80	charcoal

1981-87 Pickup Cut Pile Carpet



To Order: Please select your color choice from listings below and then choose 2WD, 4WD and transmission type by adding the correct suffix to the end of the part number as follows.

- 1 = 2 Wheel Drive, Column Shift
- 3 = 2 Wheel Drive, 4 Speed
- 4 = 4 Wheel Drive, Column Shift
- 5 = 4 Wheel Drive, 4 Speed

Note: Specify 2WD, 4WD and transmission type when ordering carpet sets.

1981-87 Pickup - Cut Pile

TK17101C	81-87	black
TK17112C	81-87	dark blue
TK17154C	81-87	carmine
TK17156C	81-87	dove gray
TK17157C	81-87	charcoal
TK17158C	81-87	maple
TK17168C	81-87	medium silver
TK17174C	81-87	biscuit
TK17176C	81-87	blue



01-black 50-ft jade green 54-dk red/carmine 56-dove gray 57-charcoal

58-maple	68-med silver	74-biscuit	76-blue
----------	---------------	------------	---------

To Order: Please select your color choice from listings below and then choose 2WD, 4WD and transmission type by adding the correct suffix to the end of the part number as follows.


- 6 = 2 Wheel Drive, Column Shift
- 8 = 2 Wheel Drive, 4 Speed
- 7 = 4 Wheel Drive, All

Note: Specify 2WD, 4WD and transmission type when ordering carpet sets.

1981-87 Crew Cab Pickup - Cut Pile

TC17101C	81-87	black
TC17150C	81-87	light jade green
TC17154C	81-87	carmine
TC17156C	81-87	dove gray
TC17157C	81-87	charcoal
TC17158C	81-87	maple
TC17168C	81-87	medium silver
TC17174C	81-87	doeskin
TC17176C	81-87	blue

1988-98 Pickup Cut Pile Carpet



1988-98 Standard Cab Pickup - Cut Pile

TK18101C	88-98	black
TK18125C1	88-98	medium gray
TK18128C1	88-98	medium beige
TK18133C1	88-98	graphite
TK18144C1	88-98	sandalwood
TK18157C1	88-98	charcoal
TK18159C1	88-98	cognac
TK18165C1	88-98	midnight blue
TK18175C1	88-98	ashwood
TK18176C1	88-98	blue

Note: 1997-98 w/o rear AC.

1988-98 Extended Cab Pickup - Cut Pile

TK18101C	88-98	black
TK18175C0	88-98	ashwood
TK18144C0	88-98	sandalwood
TK18125C0	88-98	medium gray
TK18176C0	88-98	blue
TK18157C0	88-98	charcoal
TK18159C0	88-98	cognac
TK18128C0	88-98	medium beige
TK18165C0	88-98	midnight blue
TK18133C0	88-98	graphite

1988-91 Crew Cab Cut Pile Carpet

Note: Shipped oversize.



01-black 56-dove gray 58-maple 74-biscuit 75-ashwood 76-blue

TC17101C	88-91	black
TC17156C	88-91	dove gray
TC17158C	88-91	maple
TC17174C	88-91	doeskin
TC17156C	88-91	ashwood
TC17176C	88-91	blue

1992-97 Crew Cab Cut Pile Carpet



01-black 03-blue 24-saddle 25-med gray 33-graphite

44-sandall	75-ashwood	
TC18201C	92-97	black
TC18203C	92-97	blue
TC18224C	92-97	saddle
TC18225C	92-97	medium gray
TC18233C	92-97	graphite
TC18244C	92-97	sandalwood
TC18256C	92-97	ashwood

Blazer/Jimmy Molded Carpet

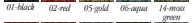
DER AUTHORIZED



close up of loop



1969-72 Blazer/Jimmy Loop Carpet



TB14106B4C

To Order: Please select your color choice from listings below and then choose desired configuration of the hump by adding the correct suffix to the end of the part number as follows.

1P = Passenger Area Only, Low Hump Style
4P = Passenger Area Only, High Hump Style

Note: Specify hump style when ordering passenger area only carpet sets. Shipped oversize.

1969-72 Blazer/Jimmy Passenger Area Only 80/20 Loop 653

TB14101B	69-72	black
TB14102B	69-72	red
TB14105B	69-72	gold
TB14106B	69-72	aqua
TB14114B	69-72	moss green
TB14115B	69-72	maroon
TB14118B	69-72	dark saddle
TB14138B69-72		gun metal gray
TB14138B69-72		dark olive green
TB14148B69-72		sandalwood

To Order: Please select your color choice from listings below and then choose desired configuration of the hump by adding the correct suffix to the end of the part number as follows.

1C = Complete Set, Low Hump Style
4C = Complete Set, High Hump Style

Note: Specify hump style when ordering complete sets. Shipped double oversize.

1969-72 Blazer/Jimmy Complete Sets w/o CST - 80/20 Loop 682

TB14101B	69-72	black
TB14102B	69-72	red
TB14105B	69-72	gold
TB14106B	69-72	aqua
TB14114B	69-72	moss green
TB14115B	69-72	maroon
TB14118B	69-72	dark saddle
TB14138B69-72		gun metal gray
TB14138B69-72		dark olive green
TB14148B69-72		sandalwood

1969-72 Blazer/Jimmy Complete Sets w/CST - 80/20 Loop 683

TB14201B	69-72	black
TB14202B	69-72	red
TB14205B	69-72	gold
TB14206B	69-72	aqua
TB14214B	69-72	moss green
TB14215B	69-72	maroon
TB14218B	69-72	dark saddle
TB14238B69-72		gun metal gray
TB14238B69-72		dark olive green
TB14248B69-72		sandalwood

1973-74 Blazer/Jimmy Loop Carpet



To Order: Please select your color choice from listings below and then choose 2WD or 4WD by adding the correct suffix to the end of the part number as follows.

1P = Passenger Area Only, 2 Wheel Drive
4P = Passenger Area Only, 4 Wheel Drive

Note: Specify 2 wheel drive or 4 wheel drive when ordering passenger area only carpet sets. Shipped oversize.

1973-74 Blazer/Jimmy Passenger Area Only - 80/20 Loop 681

TB16101B	73-74	black
TB16102B	73-74	red
TB16113B	73-74	dark green
TB16118B	73-74	dark saddle
TB16135B	73-74	gun metal gray

1973-74 Blazer/Jimmy Cargo Area Only - 80/20 Loop 683

TB16101B1X	73-74	black
TB16102B1X	73-74	red
TB16113B1X	73-74	dark green
TB16118B1X	73-74	dark saddle
TB16135B1X	73-74	gun metal gray

To Order: Please select your color choice from listings below and then choose 2WD or 4WD by adding the correct suffix to the end of the part number as follows.

1C = Complete Set, 2 Wheel Drive
4C = Complete Set, 4 Wheel Drive

Note: Specify 2 wheel drive or 4 wheel drive when ordering complete sets. Shipped double oversize.

1973-74 Blazer/Jimmy Complete Sets - 80/20 Loop 682

TB16101B	73-74	black
TB16102B	73-74	red
TB16113B	73-74	dark green
TB16118B	73-74	dark saddle
TB16135B	73-74	gun metal gray


DER AUTHORIZED



close up of cut pile

TB16101C

1973-77 Blazer/Jimmy Cut Pile Carpet



To Order: Please select your color choice from listings below and then choose 2WD or 4WD by adding the correct suffix to the end of the part number as follows.

1P = Passenger Area Only, 2 Wheel Drive
4P = Passenger Area Only, 4 Wheel Drive

Note: Specify 2 wheel drive or 4 wheel drive when ordering passenger area only carpet sets. Shipped oversize.

1973-77 Blazer/Jimmy Passenger Area Only - Cut Pile 681

TB16101C	73-77	black
TB16103C	73-77	blue
TB16125C	73-77	medium gray
TB16137C	73-77	buckskin
TB16147C	73-77	gun metal gray
TB16152C	73-77	caramel
TB16154C	73-77	carmine

1973-77 Blazer/Jimmy Cargo Area Only - Cut Pile 683

TB16101C1X	73-77	black
TB16103C1X	73-77	blue
TB16125C1X	73-77	medium gray
TB16137C1X	73-77	buckskin
TB16147C1X	73-77	gun metal gray
TB16152C1X	73-77	caramel
TB16154C1X	73-77	carmine

Blazer/Jimmy/Tahoe/Yukon Molded Carpet

To Order: Please select your color choice from listings below and then choose 2WD or 4WD by adding the correct suffix to the end of the part number as follows.

1C = Complete Set, 2 Wheel Drive
4C = Complete Set, 4 Wheel Drive

Note: Specify 2 wheel drive or 4 wheel drive when ordering complete sets. Shipped double oversize.

1973-77 Blazer/Jimmy Complete Sets - Cut Pile

TB16101C	73-77	black
TB16103C	73-77	blue
TB16125C	73-77	gray
TB16154C73-77	dark/carmine	
TB16147C73-77	pummetal/gray	
TB16137C73-77	buckskin	
TB16152C	73-77	caramel

1978-80 Blazer/Jimmy Cut Pile Carpet

01-black	03-blue	15-maroon	25-med gray	54-dark red carmine
----------	---------	-----------	-------------	---------------------

To Order: Please select your color choice from listings below and then choose 2WD or 4WD by adding the correct suffix to the end of the part number as follows.

1P = Passenger Area Only, 2 Wheel Drive
4P = Passenger Area Only, 4 Wheel Drive

Note: Specify 2 wheel drive or 4 wheel drive when ordering passenger area only carpet sets. Shipped oversize.

1978-80 Blazer/Jimmy Passenger Area Only - Cut Pile

TB16201C	78-80	black
TB16203C	78-80	blue
TB16215C	78-80	maroon
TB16225C	78-80	medium gray

1978-80 Blazer/Jimmy Cargo Area Only - Cut Pile

TB16201C1X	78-80	black
TB16215C1X	78-80	maroon
TB16225C1X	78-80	medium gray
TB16254C1X	78-80	carmine

To Order: Please select your color choice from listings below and then choose 2WD or 4WD by adding the correct suffix to the end of the part number as follows.

1C = Complete Set, 2 Wheel Drive
4C = Complete Set, 4 Wheel Drive

Note: Specify 2 wheel drive or 4 wheel drive when ordering complete sets. Shipped double oversize.

1978-80 Blazer/Jimmy Complete Sets - Cut Pile

TB16201C	78-80	black
TB16203C	78-80	blue
TB16215C	78-80	maroon
TB16225C	78-80	medium gray
TB16254C	78-80	carmine

1981-91 Blazer/Jimmy Cut Pile Carpet

01-black	03-blue	15-maroon	25-med gray	37-buckskin	52-caramel
56-dove	57-charcoal	58-maple	68-med silver	74-biscuit	75-oxblood

To Order: Please select your color choice from listings below and then choose 2WD or 4WD by adding the correct suffix to the end of the part number as follows.

1P = Passenger Area Only, 2 Wheel Drive
4P = Passenger Area Only, 4 Wheel Drive

Note: Specify 2 wheel drive or 4 wheel drive when ordering passenger area only carpet sets. Shipped oversize.

1981-91 Blazer/Jimmy Passenger Area Only - Cut Pile

TB17101C	81-91	black
TB17103C	81-91	blue
TB17115C	81-91	maroon
TB17125C	81-91	medium gray
TB17137C	81-91	buckskin
TB17152C	81-91	caramel
TB17156C	81-91	dove gray
TB17157C	81-91	charcoal
TB17158C	81-91	maple
TB17168C	81-91	medium silver
TB17174C	81-91	biscuit
TB17175C	81-91	oxblood

1981-91 Blazer/Jimmy Cargo Area Only - Cut Pile

TB17101C1X	81-91	black
TB17103C1X	81-91	blue
TB17115C1X	81-91	maroon
TB17137C1X	81-91	buckskin
TB17152C1X	81-91	caramel
TB17156C1X	81-91	dove gray
TB17157C1X	81-91	charcoal
TB17158C1X	81-91	dark maple
TB17174C1X	81-91	med doeskin
TB17175C1X	81-91	late oxblood

To Order: Please select your color choice from listings below and then choose 2WD or 4WD by adding the correct suffix to the end of the part number as follows.

1C = Complete Set, 2 Wheel Drive
4C = Complete Set, 4 Wheel Drive

Note: Specify 2 wheel drive or 4 wheel drive when ordering complete sets. Shipped double oversize.

1981-91 Blazer/Jimmy Complete Sets - Cut Pile

TB17101C	81-91	black
TB17103C	81-91	blue
TB17115C	81-91	maroon
TB17125C	81-91	medium gray
TB17137C	81-91	buckskin
TB17152C	81-91	caramel

TB17156C	81-91	dove gray
TB17157C	81-91	charcoal
TB17158C	81-91	maple
TB17168C	81-91	medium silver
TB17174C	81-91	biscuit
TB17175C	81-91	oxblood

1992-94 Blazer/Jimmy Cut Pile Carpet

01-black	15-maroon	27-gray	57-charcoal	63-crystal blue
----------	-----------	---------	-------------	-----------------

1992-94 Blazer/Jimmy Passenger Area Only 2 Dr - Cut Pile

TB19101C1X	92-94	black
TB19115C1X	92-94	maroon
TB19127C1X	92-94	gray
TB19157C1X	92-94	charcoal
TB19163C1X	92-94	crystal blue

1992-94 Blazer/Jimmy Cargo Area Only - Cut Pile

TB19101C1X	92-94	black
TB19115C1X	92-94	maroon
TB19127C1X	92-94	gray
TB19157C1X	92-94	charcoal
TB19163C1X	92-94	crystal blue

1992-94 Blazer/Jimmy Complete Set - Cut Pile

TB19101C1C	92-94	black
TB19115C1C	92-94	maroon
TB19127C1C	92-94	gray
TB19157C1C	92-94	charcoal
TB19163C1C	92-94	crystal blue

1995-97 Tahoe/Yukon Cut Pile Carpet

01-black	27-gray	28-med beige	43-taupe	75-oxblood
----------	---------	--------------	----------	------------

1995-97 Tahoe/Yukon Passenger Area Only 2 Dr - Cut Pile

TB19201C1P	95-97	black
TB19227C1P	95-97	gray
TB19228C1P	95-97	beige
TB19243C1P	95-97	taupe
TB19275C1P	95-97	oxblood

1995-97 Tahoe/Yukon Cargo Area Only - Cut Pile

TB19201C1X	95-97	black
TB19227C1X	95-97	gray
TB19228C1X	95-97	beige
TB19243C1X	95-97	taupe
TB19275C1X	95-97	oxblood

1995-97 Tahoe/Yukon Complete Sets - Cut Pile

TB19201C1C	95-97	black
TB19227C1C	95-97	gray
TB19243C1C	95-97	taupe
TB19275C1C	95-97	oxblood


1967-74 Chevrolet/GMC Suburban Carpet



GM AUTHORIZED



1967-72 Suburban Loop Carpet



To Order: Please select your color choice from listings below and then choose 2WD, 4WD and transmission type by adding the correct suffix to the end of the part number as follows.

2P = 2 Wheel Drive, Column Shift

3P = 2 Wheel Drive, 4 Speed

4C = 4 Wheel Drive, All Transmissions

Note: Specify 2WD, 4WD and transmission type when ordering passenger area carpet sets. Shipped oversize.

1967-72 Suburban

Passenger Area Only - 80/20 Loop

TN14101B	67-72	black
TN14102B	67-72	red
TN14106B	67-72	aqua
TN14114B	67-72	green
TN14115B	67-72	maroon
TN14118B	67-72	dark saddle
TN14135B	67-72	gun metal gray
TN14144B	67-72	sandalwood
TN14184B	67-72	blue

1967-72 Suburban

Cargo Area Only - 80/20 Loop

TN14101B1X	67-72	black
TN14102B1X	67-72	red
TN14105B1X	67-72	gold
TN14106B1X	67-72	aqua
TN14184B1X	67-72	blue
TN14115B1X	67-72	maroon
TN14118B1X	67-72	dark saddle
TN14135B1X	67-72	gun metal gray
TN14144B1X	67-72	green
TN14144B1X	67-72	sandalwood

To Order: Please select your color choice from listings below and then choose 2WD, 4WD and transmission type by adding the correct suffix to the end of the part number as follows.

2C = 2 Wheel Drive, Column Shift

3C = 2 Wheel Drive, 4 Speed

4C = 4 Wheel Drive, All Transmissions

Note: Specify 2WD, 4WD and transmission type when ordering complete sets. Shipped double oversize.

1967-72 Suburban

Complete Sets - 80/20 Loop

TN14101B	67-72	black
TN14102B	67-72	red
TN14105B	67-72	gold
TN14106B	67-72	aqua
TN14184B	67-72	blue
TN14115B	67-72	maroon
TN14118B	67-72	dark saddle
TN14135B	67-72	gun metal gray
TN14114B	67-72	green
TN14144B	67-72	sandalwood

1973-74 Suburban Loop Carpet



To Order: Please select your color choice from listings below and then choose 2WD, 4WD and transmission type by adding the correct suffix to the end of the part number as follows.

1P = 2 Wheel Drive, Column Shift

3P = 2 Wheel Drive, 4 Speed

4P = 4 Wheel Drive, All Transmissions

Note: Specify 2WD, 4WD and transmission type when ordering passenger area carpet sets. Shipped oversize.

1973-74 Suburban

Passenger Area Only - 80/20 Loop

TN16101B	73-74	black
TN16102B	73-74	red
TN16118B	73-74	dark saddle
TN16135B	73-74	gun metal gray
TN16138B	73-74	dark olive
TN16184B	73-74	blue

1973-74 Suburban

Cargo Area Only - 80/20 Loop

TN16101B1X	73-74	black
TN16102B1X	73-74	red
TN16184B1X	73-74	blue
TN16118B1X	73-74	dark saddle
TN16135B1X	73-74	gun metal gray
TN16138B1X	73-74	dark olive

To Order: Please select your color choice from listings below and then choose 2WD, 4WD and transmission type by adding the correct suffix to the end of the part number as follows.

1P = 2 Wheel Drive, Column Shift

3P = 2 Wheel Drive, 4 Speed

4P = 4 Wheel Drive, All Transmissions

Note: Shipped double oversize.

1973-74 Suburban

Complete Sets - 80/20 Loop

TN16101B	73-74	black
TN16102B	73-74	red
TN16118B	73-74	dark saddle
TN16135B	73-74	gun metal gray
TN16138B	73-74	dark olive
TN16184B	73-74	blue

1973-74 Suburban Cut Pile Carpet



To Order: Please select your color choice from listings below and then choose 2WD, 4WD and transmission type by adding the correct suffix to the end of the part number as follows.

1P = 2 Wheel Drive, Column Shift

3P = 2 Wheel Drive, 4 Speed

4P = 4 Wheel Drive, All Transmissions

Note: Specify 2WD, 4WD and transmission type when ordering passenger area carpet sets. Shipped oversize.

1973-74 Suburban

Passenger Area Only - Cut Pile

TN16101C	73-74	black
TN16103C	73-74	blue
TN16104C	73-74	red
TN16118C	73-74	dark saddle
TN16138C	73-74	dark olive
TN16147C	73-74	gun metal gray

1973-74 Suburban

Cargo Area Only - Cut Pile

TN16101C1X	73-74	black
TN16103C1X	73-74	blue
TN16104C1X	73-74	red
TN16118C1X	73-74	dark saddle
TN16138C1X	73-74	dark olive
TN16147C1X	73-74	gun metal gray

1975-99 Chevrolet/GMC Suburban Carpet

To Order: Please select your color choice from listings below and then choose 2WD, 4WD and transmission type by adding the correct suffix to the end of the part number as follows.

1C = 2 Wheel Drive, Column Shift
3C = 2 Wheel Drive, 4 Speed
4C = 4 Wheel Drive, All Transmissions

Note: Specify 2WD, 4WD and transmission type when ordering complete sets. Shipped double oversize.

1973-74 Suburban

Complete Sets - Cut Pile

TN16101C	73-74	black
TN16103C	73-74	blue
TN16104C	73-74	red
TN16118C	73-74	dark saddle
TN16138C	73-74	dark olive
TN16147C	73-74	gun metal gray

1975-80 Suburban Cut Pile Carpet



01-black 03-blue 37-buckskin 47-dark gray



50-light blue-green 52-caramel 54-dark red/carmine 68-med. silver

To Order: Please select your color choice from listings below and then choose 2WD, 4WD and transmission type by adding the correct suffix to the end of the part number as follows.

1P = 2 Wheel Drive, Column Shift
3P = 2 Wheel Drive, 4 Speed
4P = 4 Wheel Drive, All Transmissions

Note: Specify 2WD, 4WD and transmission type when ordering passenger area carpet sets. Shipped oversize.

1975-80 Suburban Passenger Area Only - Cut Pile

TN16201C	75-80	black
TN16203C	75-80	blue
TN16237C	75-80	buckskin
TN16247C	75-80	dark gray
TN16250C	75-80	light jade green
TN16252C	75-80	caramel
TN16254C	75-80	carmine
TN16268C	75-80	medium silver

1975-80 Suburban

Cargo Area Only - Cut Pile

TN16201C1X	75-80	black
TN16203C1X	75-80	blue
TN16237C1X	75-80	buckskin
TN16247C1X	75-80	dark gray
TN16250C1X	75-80	light jade green
TN16252C1X	75-80	caramel
TN16254C1X	75-80	carmine
TN16268C1X	75-80	medium silver

To Order: Please select your color choice from listings below and then choose 2WD, 4WD and transmission type by adding the correct suffix to the end of the part number as follows.

1C = 2 Wheel Drive, Column Shift
3C = 2 Wheel Drive, 4 Speed
4C = 4 Wheel Drive, All Transmissions

Note: Specify 2WD, 4WD and transmission type when ordering complete sets. Shipped double oversize.

1975-80 Suburban

Complete Sets - Cut Pile

TN16201C	75-80	black
TN16203C	75-80	blue
TN16237C	75-80	buckskin
TN16247C	75-80	dark gray
TN16250C	75-80	light jade green
TN16252C	75-80	caramel
TN16254C	75-80	carmine
TN16268C	75-80	medium silver

1981-91 Suburban Cut Pile Carpet



01-black 54-dark red/carmine 56-dove gray 57-charcoal



58-marple 68-med. silver 73-lake blue 74-biscuit

To Order: Please select your color choice from listings below and then choose 2WD, 4WD and transmission type by adding the correct suffix to the end of the part number as follows.

1P = 2 Wheel Drive, Column Shift
3P = 2 Wheel Drive, 4 Speed
4P = 4 Wheel Drive, All Transmissions

Note: Specify 2WD, 4WD and transmission type when ordering passenger area carpet sets. Shipped oversize.

1981-91 Suburban

Passenger Area Only - Cut Pile

TN17101C	81-91	black
TN17154C	81-91	carmine
TN17156C	81-91	dove gray
TN17157C	81-91	charcoal
TN17158C	81-91	maple
TN17168C	81-91	medium silver
TN17173C	81-91	lake blue
TN17174C	81-91	biscuit

1981-91 Suburban

Cargo Area Only - Cut Pile

TN17101C1X	81-91	black
TN17154C1X	81-91	carmine
TN17156C1X	81-91	dove gray
TN17157C1X	81-91	charcoal
TN17158C1X	81-91	maple
TN17168C1X	81-91	medium silver
TN17173C1X	81-91	lake blue
TN17174C1X	81-91	biscuit

To Order: Please select your color choice from listings below and then choose 2WD, 4WD and transmission type by adding the correct suffix to the end of the part number as follows.

1C = 2 Wheel Drive, Column Shift
3C = 2 Wheel Drive, 4 Speed
4C = 4 Wheel Drive, All Transmissions

Note: Specify 2WD, 4WD and transmission type when ordering complete sets. Shipped double oversize.

1981-91 Suburban

Complete Sets - Cut Pile

TN17101C	81-91	black
TN17154C	81-91	carmine
TN17156C	81-91	dove gray
TN17157C	81-91	charcoal
TN17158C	81-91	maple
TN17168C	81-91	medium silver
TN17174C	81-91	biscuit

1992-99 Suburban Cut Pile Carpet

Note: For use on models without the rear air option. Shipped oversize. *Shipped double oversize.



04-red 12-dark blue 15-maroon 24-saddle



33-graphite/44-sandwood 47-dark gray

1992-99 Suburban Without Rear Air Passenger Area Only - Cut Pile

TN19104C1P	92-99	red
TN19112C1P	92-99	dark blue
TN19115C1P	92-99	maroon
TN19124C1P	92-99	saddle
TN19133C1P	92-99	graphite
TN19144C1P	92-99	sandwood
TN19147C1P	92-99	dark gray

1992-99 Suburban Without Rear Air Cargo Area Only - Cut Pile

TN19104C1X	92-99	red
TN19112C1X	92-99	dark blue
TN19115C1X	92-99	maroon
TN19124C1X	92-99	saddle
TN19133C1X	92-99	graphite
TN19144C1X	92-99	sandwood
TN19147C1X	92-99	dark gray

1992-99 Suburban Without Rear Air Complete Sets - Cut Pile

TN19104C1C	92-99	red
TN19112C1C	92-99	dark blue
TN19115C1C	92-99	maroon
TN19124C1C	92-99	saddle
TN19133C1C	92-99	graphite
TN19144C1C	92-99	sandwood
TN19147C1C	92-99	dark gray

OEM Quality Reproduction Chevrolet Bow Tie Full Length Rubber Floor Mats w/o Console

The first OEM style reproduction floor mats for use on full size and mid-size Chevrolet vehicles without consoles!

GM Restoration Parts

Includes rigid, non skid foot rest patterns on specific areas of the mat just like the original mats.


- ✓ Impala
- ✓ Bel Air
- ✓ Biscayne
- ✓ Caprice
- ✓ Chevelle
- ✓ Monte Carlo

Die-cut to exact dimensions of original

Correct Bow Tie emblem molded into the floor mat



Reproduction of the original early model accessory floor mats manufactured by OER®. These mats are exact reproductions of the original mats featuring the molded Bow Tie logo on both front and rear mats. Manufactured to exact dimensions in accordance with factory specifications and die-cut to fit the original contour of the floor pan. Includes a full 1-piece front mat (door to door) and a 2-piece rear set with Bow Tie inserts as pictured. Originally installed in 1965-up full sized Chevrolet (2 door/4 door/coupe and convertible). Will fit 1965-up models with slight modifications. Some trimming may be required due to the seat belt area. Also featured are the original style carpet grips on the bottom of each mat which will keep the mat securely in place. Each mat is manufactured in a two step process. First, each mat is molded without the Bow Tie, then as a second operation, the Bow Tie is separately molded into the correct area producing an exact reproduction of the original floor mats as pictured. Mats are sold in sets and prepackaged in OER® corrugated box.




Made from high grade rubber

M63012

Carpet grippers on mat bottoms

M63001	63-72	black
M63002	63-72	red
M63003	63-72	light blue
M63008	63-72	med blue
M63012	63-72	dark blue
M63017	63-72	town
M63013	63-72	dark green






B73002



- ✓ Camaro
- ✓ Chevy II/Nova
- ✓ Corvair



OEM Quality Original Style Reproduction Bow Tie Rubber Floor Mats

GM Restoration Parts

Exact reproductions of the original floor mats featuring the embossed Bow Tie logo both front and rear. Each mat is produced to exact dimensions in accordance with factory specifications and die-cut to fit the original contour of the floor pan. Although these mats were originally designed specifically for Camaro, many other Chevrolet vehicles can use these mats as well. These mats will also fit Nova, Chevy II and other mid size Chevrolet models. These superior quality reproductions are produced with high grade rubber in the original grains and colors! Also featured are the original style carpet grippers on the bottom of each mat which will keep the mat securely in place.

B73001	67-69	black
B73002	67-69	red
B73003	67-69	light blue
B73005	67	gold
B73008	67-69	medium blue
B73009	68	ivy gold
B73012	69	dark blue
B73013	69	dark green

1967-92 Carpet **New!** Sound Deadener

Quality carpet underlay used to eliminate noise and add padded comfort on floor carpet. Helps protect floor pans from rust and acts as a barrier against outside heat, cold and noise. When it comes to originality, the OEM style paper reproduction is as close as you'll get! Originally, the sound deadener included a paper material attached to the rubber. We offer your choice of the OEM style paper-wrapped carpet underlay or the replacement style listed below.


K24142	67-69	replacement style
F262	67-69	OEM style
K24144	70-81	replacement style
F264	82-92	replacement style

Chevrolet Bow Tie Accessory Floor Mats

1958-81 Bow Tie Rubber Floor Mats

GM Restoration Parts

Exact reproductions of the original floor mats including the embossed Bow Tie logo both front and rear. Designed for use on models that include factory consoles. Each mat is produced to exact dimensions in accordance with factory specifications and die-cut to fit the original contour of the floor pan. Although these mats were originally designed specifically for full size and mid size models, many other Chevrolet vehicles can use these die-cut mats as well. Each mat features a cut out pattern on the rear for smaller cars. These superior quality reproductions are produced with high grade rubber in the original grains and colors! Also featured are the original style carpet grips on the bottom of each mat which will keep the mat securely in place. Mats are sold in pairs, or sets of 4 including 2 front and 2 rear mats. A full set is prepackaged in an OER® box.



Embossed Bow Tie emblem on front and rear mats

Carpet grippers on mat bottoms

FF73003

Available in OEM style colors

1962-78

- ✓ Impala
- ✓ Bel Air
- ✓ Biscayne
- ✓ Caprice
- ✓ Chevelle
- ✓ Monte Carlo

1958-81

- ✓ Chevrolet Truck

2-Piece Front Only

Passenger Car & Truck

GM Restoration Parts



FP72001	black
FP72002	red
FP72003	light blue
FP72008	med blue
FP72012	dark blue
FP72017	fawn
FP72013	dark green

4-Piece Front & Rear

Passenger Car, Blazer, Jimmy, Suburban & Crew Cab Models

FP73001	black
FP73002	red
FP73003	light blue
FP73008	med blue
FP73012	dark blue
FP73017	fawn
FP73013	dark green

1955-56 Chevrolet Bow Tie Accessory Floor Mat 2-Piece Set

OER® reproductions of the original accessory floor mats featuring the embossed Bow Tie logo on the center of both mats. Each mat is produced to exact dimensions in accordance with factory specifications and measure approximately 16" x 18". Although these mats were originally designed specifically for 1955-56 models, many other Chevrolet vehicles can use these mats as well. These superior quality reproductions are produced with high grade plastisol in the original grains and colors! Mats are sold in pairs, prepackaged in an OER® box.

- ✓ Bel Air
- ✓ Two-Ten
- ✓ One-Fifty



GM Restoration Parts

2-Piece Set

Bel Air/Two-Ten/One-Fifty


M55001	55-56	black
M55002	55-56	red
M55003	55-56	light blue
M55006	55-56	turquoise
M55012	55-56	dark blue
M55042	55-56	light green
M55071	55-56	brown



Detail of Bow Tie

Chevrolet Floor Mats w/o Console

A variety of original colors are available to choose from!



1961-64 Impala/Full Size Floor Mats w/o Console - Front and Rear

These mats are an exact reproduction of the original mats, featuring the Chevrolet Bow Tie logo on both the front and rear mats. Each mat is molded without the bow tie, and then the Bow Tie is separately molded into the mat for an authentic appearance and die-cut to exact factory specifications to fit the contour of the floor pan exactly.

Note: Will fit 1965-up models with slight modifications. Some trimming may be required.

- ✓ Bel Air
- ✓ Biscayne
- ✓ Impala



GM Restoration Parts



1 piece front mat



M61001

1 piece rear mat

2-Piece Set

M61001	61-64	black
M61002	61-64	red
M61003	61-64	light blue
M61008	61-64	med blue
M61012	61-64	dark blue
M61013	61-64	dark green
M61017	61-64	fawn

1962-64 Chevrolet Floor Mats w/o Console - Front and Rear

Reproduction of the original floor mats for Chevy II/Nova models without center consoles. Includes two 1-piece mats, front and rear (door to door).

Originally installed in:

Note: Will fit 1965-up models with slight modifications. Some trimming may be required. OEM style reproduction floor mats were originally available as an optional accessory. Each mat is die-cut to fit the floor pan for non-console models. Includes a set of 1-piece front and 1-piece rear mats. They will also fit other various models in the Chevrolet line. Customer may cut the mats to fit other models including Chevelle, Monte Carlo, and other vehicles.

- ✓ Chevy II/Nova
- ✓ Corvair



GM Restoration Parts



1 piece front mat

M62002

1 piece rear mat



Each set of mats includes a Bow Tie logo embossed on both front and rear mats as original.

2-Piece Set

M62001	62-64	black
M62002	62-64	red
M62003	62-64	light blue
M62008	62-64	med blue
M62012	62-64	dark blue
M62013	62-64	dark green
M62017	62-64	fawn

GM Carpet Firewall Guards & Components



1987-72 F-Body/Nova Firewall Carpet Guards

GM Restoration
Parts

Highly detailed injection molded OER® reproduction of the original carpet firewall guard, far superior in construction to the previous vacuum formed part. Each reproduction guard is now more precise than ever! Features include correct thickness and weight. This guard is located on the firewall below the steering column on all 1967-69 Camaro and Firebird models as well as 1968-72 Nova. The floor carpet tucks up underneath the firewall guard for correct installation. This commonly cracked or missing piece should be replaced when installing new carpet.

3916615 67-69 Camaro/Firebird
2916615 68-72 Chevy II/Nova



GM Restoration
Parts

1970-81 F-Body Firewall Carpet Guard

This injection molded OER® reproduction firewall carpet guard is correct in every detail. It mounts to the firewall below the steering column. Fits all 1970-81 Camaro and Firebird models. Ideal to replace when installing new carpet. Prepackaged with OER® header card.

333707 70-81 Camaro/Firebird

1967-68 F-Body Lower Column Cover

GM Restoration
Parts

OER® reproduction of the original lower steering column cover. This item installs directly below the steering column assembly and covers the area between the column and the dash. This is a two piece injection molded reproduction that fits all 1967-68 Camaro and Firebird models.

3914799 67-68 F-Body



1969 Camaro Lower Column Cover

GM Restoration
Parts

OER® reproduction of the original lower steering column cover for 1969 Camaro models.

This item installs directly below the steering column assembly and covers the area between the column and the dash.

3949736 69 Camaro



1965-69 Plastic Wire Gutter

GM Restoration
Parts

This reproduction wire gutter is used to hold the engine harness as it passes against the firewall area and protects your wiring from falling into the distributor area. Each wire gutter is pre-cut to the original length assuring originality and features pre-punched mounting holes for easy installation.

1967-69 Camaro 1965-67 Chevrolet/GMC Truck
1967-68 Firebird

3864327 65-69

1967-72 Firewall Guard Fasteners

Correct reproduction firewall carpet guard fasteners are available for 1967-69 Camaro and Firebird models and 1968-72 Chevy II/Nova models. These fasteners will help keep your carpet guard and carpet in their proper positions.

3764424 67-72

New!



Firewall Pad Retainers

Reproduction firewall insulation pad retainers for various GM models. Manufactured from the correct materials as original.

Steel Barbed Style

J1126 each

Plastic Barbed Style

7642589 each
K1117 7 piece set
K1118 9 piece set
K1119 12 piece set

Rubber Smooth Style

3868790 each
KW272A 4 piece set



377745

3899593

OER AUTHORIZED

1961-68 Impala/Full Size Firewall Carpet Guard

Reproduction firewall carpet guards for 1961-64 and 1967-68 full size Chevrolet models. Manufactured in ABS plastic as original to factory specifications for a perfect fit and appearance. Available for both manual and automatic transmissions. Mounting screws are included. Packaged in OER® poly-tube for protection.

377745 61-62 manual
377746 61-62 automatic
3824795 63-64 manual
3824796 63-64 automatic
3899593 67-68 manual/auto



OER AUTHORIZED

1965-66 Impala/Full Size Firewall Carpet Guard

Reproduction lower steering column to firewall carpet guard for all 1965-66 Impala and Chevrolet full size models. Injection molded as original, the carpet guard bolts to the firewall directly below the steering column. Mounting screws are included.

3856953 65-66 Full Size

4-Hole Wiring Harness Grommet

New!

Reproduction 4-hole wiring harness firewall grommet for various models. The wiring harness and speedometer cable run through this grommet to the engine compartment. Fits a 1-1/4" hole.



Chevrolet Cars

1F300249 55 1-5/8" o.d.

Chevrolet/GMC Trucks

1F300249 55-59 1-5/8" o.d.

Reproduction GM Sill Plate Moldings

New!

**Features correctly riveted
Fisher Body emblem!**



1955-81 GM Sill Plates **OER** AUTHORIZED

Correct reproduction door opening sill plates for various 1955-81 GM models. Each sill plate is correctly stamped to exact specifications for an original fit and appearance. These exact reproductions also feature the correct riveted Fisher Body emblem. Officially Licensed by GM.



1967-81 <i>Camaro</i>	1959-60 full size Pontiac 2 door
1959-76 full size Chevrolet 2 door	1959-60 full size Oldsmobile 2 door
1959-60 El Camino	1962-79 Chevy II/Novra
1959-60 full size Buick 2 door	1955-57 Tri5 2 door
1967-81 Firebird	1955-57 Tri5 4 door sedan/wagon

Camaro/Firebird

7644760	67-69	fits LH or RH
9819034	70-81	LH
9819033	70-81	RH

Impala/Full Size

CM2074	59-60	2 door
85263	61-64	2 door
4474767	65-70	2 door LH
4474766	65-70	2 door RH
9873980	71-76	2 door LH or RH

Chevy II/Novra

4531248	62-67	LH	coupe
4531247	62-67	RH	coupe
7728957	68-79	LH	coupe
7728956	68-79	RH	coupe

Tri5

TF100262	55-57	2 door
TF100263	55-57	4 door sedan/wagon

1960-72 Chevrolet/GMC Truck Door Sill Plates

Reproduction sill plates fit 1960-72 Chevy and GMC pickup and Suburban models. Chrome sill plates are manufactured correctly to fit and install as original. Does not feature Bow Tie.



170763	60-66	LH or RH	2 required
3890785	67-72	LH or RH	2 required



OER AUTHORIZED Restoration Parts

1967-72 Chevrolet Truck Bow Tie Sill Plates

Reproduction sill plates will install on all Chevrolet pickup, Blazer/Jimmy and Suburban model front doors. Available in chrome or stainless steel with an embossed Bow Tie. Each sill plate is manufactured correctly to fit and install as original. Sold individually, 2 required.

CX1920	67-72	Chevrolet Truck	chrome
CX1658	67-72	Chevrolet Truck	stainless steel

1980-90 GM Fisher Body Sill Plate Emblem



This authentic reproduction Fisher Body sill plate emblem is manufactured to exact specifications by the original GM supplier using the original tooling. Each stamped aluminum emblem features the authentic Fisher Coach insignia and "Body by Fisher" wording. Officially licensed by GM. Prepackaged in OER® polytube with GM logo. Made in USA.



Note: Applied via heat fusion. Backing is heat-fused activated.

Chevrolet

1980-90 Impala, Caprice
1980-88 Monte Carlo
1980-88 Malibu
1980-88 El Camino

Pontiac

1980-81 Grand Am,
Lemans, Grand Prix
1980-81 Bonneville,
Catalina
1984-86 Parisienne
1987-89 Safari
1983-86 Bonnevillite
1983-87 Grand Prix

Oldsmobile

1980-81 Cutlass
1980-85 Delta 88
1982-90 Custom Cruiser
1982-85 98 Regency
1982-88 Cutlass

20010201 80-90 GM Fisher Body

GM Door Sill Plate Screw Kits

Original type chrome screws used to mount the sill plates. Kits includes 8, 10 or 12 chrome phillips head screws. Also for use with headlamp bezels, shift plate and other miscellaneous uses.

R492	F-body	8 piece set
R493	X-A body	10 piece set
R494	B-body	12 piece set

1967-69F-Body **New!** Floor Wiring Cover Set

OER AUTHORIZED

Reproduction floor wiring cover set, also known as the door sill wire loom shield set for 1967-69 models. These covers are screwed to the inner rocker area and act as protection for the wiring that runs along the floor. This set of four pieces is manufactured out of galvanized steel, just like the originals.



K10025	67-69	F-Body	set of 4
--------	-------	--------	----------

Reproduction F-Body Seat Foam

1967-82 Camaro Seat Foams AUTHORIZED

Reproduction seat foam for 1967-92 Camaro models. Get an OE fit and original appearance with quality seat foam from OER®.

Note: Shipped oversize.

1967-97 Firebird Seat Foam AUTHORIZED

All new OER® reproduction seat foam for 1967-97 Firebird models. Get an OE fit and original appearance with quality seat foam from OER®.

Note: Shipped oversize.



SF101



SF104



SF102



SF106A



SF107A



SF108



SF105



SF124



SF125



SF124



SF124D



SF125



SF126



SF133



SF134



SF137



SF138



SF134

Camaro Front Seat Foam

SF101	67-68	standard interior
SF102	67	deluxe interior
SF104	68	deluxe interior, no cloth backing
SF102	69	standard interior, w/o spring
SF105	69	deluxe interior, w/o spring
SF116	69	deluxe interior, with built-in spring
SF124	70	standard, deluxe or comfortweave
SF125	71-81	standard w/o LT
SF125	71-73	deluxe w/LT
SF126	78-81	deluxe w/o LT
SF133	82-92	standard
SF143	82-83	deluxe
SF134	84-92	deluxe

Camaro Rear Seat Foam Set

SF139	70-81	3 piece set
SF135	82-92	with folding solid rear seat back
SF136	82-92	with folding split rear seat back

Firebird Front Seat Foam

SF106A	67-68	standard
SF107A	69	standard
SF106A	67	deluxe
SF108	68-69	deluxe
SF124	70	standard
SF124D	70	deluxe
SF125	71-81	standard except T/A
SF125	71-72	deluxe
SF137	73-77	deluxe T/A (horse collar style)
SF138	78-81	deluxe Firebird (except T/A)
SF134	87	all
SF240	93-97	w/bucket seat

Firebird Rear Seat Foam Set

SF139	70-81	3 piece set
SF135	82-92	with folding solid rear seat back
SF136	82-92	with folding split rear seat back

GM Reproduction Seat Foam



1960-79 GM Models Bucket Seat Foam QER AUTHORIZED

Reproduction bucket seat foam for various GM models as listed. Seat foams are manufactured using high grade foam for an original fit and comfort.

Note: Shipped oversize.

Buick

Skylark

SF130 62-65 all LH or RH

SF111 66 GS LH or RH

Chevrolet

Chevelle/Malibu/El Camino

SF130 64-65 all LH or RH

SF111 66-70 all LH or RH

Chevy II/Nova

SF112 62-64 all LH or RH

SF130 65 all LH or RH

SF111 66 all LH or RH

SF111 67 Std LH or RH

SF114 67 SS LH or RH

SF111 68-71 all LH or RH

SF125 72-79 all LH or RH

Corvair

SF130 60-66 all LH or RH

Impala/Full Size

SF128 62-63 all LH or RH

SF129 64 all LH or RH

SF112 65 all LH or RH

SF111 66-68 all LH or RH

Oldsmobile

Cutlass/Cutlass Supreme/442

SF130 62-65 all LH or RH

SF111 66-67 all LH or RH

Pontiac

GTO/Lemans/Tempest

SF130 62-63 all LH or RH

SF128 64 all LH or RH

SF130 65 all LH or RH

SF111 66-69 all LH or RH

1971-72 GM Front Bench Seat Foam w/o Armrest

QER AUTHORIZED

Reproduction front split bench seat foam without armrest for various GM models. Seat foams are manufactured using high grade foam for an original fit and comfort.

Note: Shipped double oversize.

71-72 Skylark/Skylark GS

71-72 Chevelle/Malibu

71-72 El Camino

71-72 Monte Carlo

71-72 Nova

71-72 Cutlass/442

71-72 GTO/Lemans

71-72 Tempest



SF118 71-72 GM

Universal Fit Seat Foam Sheet QER AUTHORIZED

Universal fit seat foam sheet measures 68" x 36" x 1-1/2" and is a high density sheet-foam suitable for all non-molded front bench seats, rear seats, or wagon seats. White in color for no show-through, one piece covers one backrest or one cushion. Order two pieces for a full seat. Some trimming may be required for a proper fit.

Note: Shipped oversize.

SF119 62-79 Universal fit 68" x 36" x 1-1/2"



QER AUTHORIZED

1967-99 Chevrolet/GMC Truck Seat Foam

Reproduction seat foam for Chevrolet and GMC truck models as listed. Seat foams are manufactured using high grade foam for an original fit and comfort. 1988-99 models were originally manufactured in two different styles. To identify correct type, look beneath seat to see if you can see an exposed spring.

Note: Shipped oversize.

Bucket Seat Foam

SF140 67-68 CST

SF144 67-68 center "Buddy Seat"

SF141 69-70 CST

SF142 71-75 Cheyenne

Bench Seat Foam

SF207 67-68 back and bottom

SF208 69-72 back and bottom

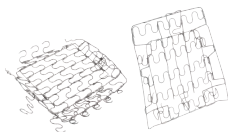
SF202 73-81 back and bottom

SF203 82-87 bottom only

SF215 88-99 w/o sag spring

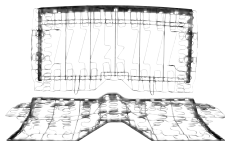
SF216 88-99 with sag spring

GM Seat Parts and Accessories



SS201

SS202



14648

1967-69 F-Body Seat Springs

Reproduction seat springs for 1967-69 Camaro and Firebird models. These springs are manufactured to factory specifications to restore the comfort and support of the original seats.

Note: Rear seat spring sets shipped double oversize.

Front Seat Bottom Springs


SS201	67-68	all, std./dlx
SS211	69	all, std./dlx

Front Seat Back Springs

SS202	67-68	all, std./dlx
SS212	69	all, std./dlx

Rear Seat Springs

14648	67-69	all conv., dlx
14648	67-69	all conv., dlx
14875	67-69	all coupe, std.
14875	67-69	all coupe, std.



Seat Bottom Outer Side Springs

1967-69 Camaro/Firebird Seat Bottom Outer Side Springs

Reproduction of the original outer seat side springs for 1967-69 Camaro and Firebird. Springs are manufactured to exact specifications giving the seat renewed comfort. 2 pair required per vehicle. Prepackaged in OER® box.

K113	67-69
------	-------



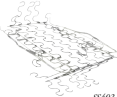
SS402



SS406



SS405



SS403

1958-72 GM Seat Springs

Reproduction seat springs for various GM models. These springs are manufactured to factory specifications to restore the comfort and support of the original seats.

Front Bucket Seat Back Springs

SS402	62-65	full size, Nova
SS404	66-67	full size, Nova
SS406	68-69	full size, Nova
SS406	68-71	Nova only

Front Folding Seat Back Springs

SS4011	65	Nova only
--------	----	-----------

Front Bucket Seat Bottom Springs

SS403	62-65	full size, Nova
SS405	66-67	full size, Nova
SS407	68-72	full size, Nova

Front Folding Seat Bottom Springs

SS4010	65	Nova only
--------	----	-----------

Front Bucket Seat Side Support Springs

SS401	62-65	full size, Nova
SS401	64-65	Chevelle
SS401	64-65	El Camino

Front Bench Seat Side Support Springs

SS409	58-70	full size only
-------	-------	----------------



1957 Chevrolet Passenger Car Seat Bottom Spring

Reproduction seat spring assembly for all 1957 models. Manufactured from steel and designed for installation without modifications. Pre-assembled and ready for seat foam and upholstery.

TF124999	57
----------	----

New!



4846133

1962-64 Impala Bucket Seat Adjusting Tracks

Reproduction seat adjusting tracks for 1962-64 Impala models equipped with bucket seats. These tracks mount the bucket seat to the floor and allows the front seat to slide forward and backward. Manufactured to OEM specifications, these stamped steel brackets includes the adjusting lever for an authentic appearance.

4846133	62-64	LH
4846132	62-64	RH



14488

1967-69 Camaro/Firebird Seat Adjusting Tracks

Reproduction of the seat adjusting tracks for 1967-69 Camaro and Firebird models with bucket seats. Manufactured to factory specifications with the correct dimensions. Includes the return spring and chrome seat knob. One pair does one bucket seat. Prepackaged in OER® box.

14488	67-69	LH
14489	67-69	RH

New!



4487831

1965-67 Chevy II Seat Adjusting Tracks

Reproduction seat adjusting tracks for 1965-67 Chevy II models equipped with bucket seats. These tracks mount the bucket seat to the floor and allows the front seat to slide forward and backward. Manufactured to OEM specifications, these stamped steel brackets includes the tension spring and adjusting lever.

4487831	65	LH
4477184	65	RH
7582811	66-67	LH
7582810	66-67	RH

1967-70 Camaro/Firebird

Chrome Seat Knobs Restoration Parts

Reproduction chrome front seat knobs for 1967-70 Camaro/Firebird models. Chrome plated as original. 2 required per car.



7K5 67-70 front seat back

1967-72 Chrome

Seat Knobs Restoration Parts

Reproduction chrome front seat knobs for 1967-72 Chevrolet models. Chrome plated as original. 2 required per car.



1967-70 Camaro 1967-70 Impala/full size
1967-70 Firebird 1968-72 Chevy II/Nova

K15 67-72 front seat track



1969-71 Nova Bucket Seat Frame Supports AUTHORIZED

Reproduction bucket seat frame support set for 1969-71 Nova models. This seat frame support set includes the two supports that are welded over the transmission tunnel, as well as the outer seat mounting points. Manufactured to factory specifications and EDP coated for corrosion resistance.

Note: May be used for 1972-74 models. Seat placement may differ from original.

152768 69-71 Nova



7743261

7743260

1968-69 Camaro/Firebird Seat Back Latch

Reproduction of the seat back latch used on 1968-69 Camaro and Firebird models. This catch mounts to the back of the seat and latches to the seat bottom. Assembled and ready to install. Mounting hardware or release knob not included.

7743261 68-69 LH

7743260 68-69 RH



1967-69 Camaro Restoration Parts Rear Fold Down Seat Bracket

Original style brackets for 1967-69 Camaro and Firebird equipped with a folding rear seat. These brackets are required when replacing or installing a rear fold down seat. May be welded or bolted to the floor pan.

KS1001 67-69



1955-57 Front Seat Bracket Retainers AUTHORIZED

OER® Authorized stamped steel reproductions of the original front seat bracket retainers. These brackets secure the front of the seat track to the floor on all 1955-57 models. Sold as a pair. Prepackaged in OER® polytube.

TF125026 55-57



1967-69 Camaro/Firebird Fold Down Rear Seat Partition Holder Restoration Parts

Attaches behind the rear seat and holds the bottom portion of the fold down rear seat partition in place. This partition holder was standard on all 1967-69 Camaro or Firebird models originally equipped with folding rear seats. Also required when converting to a fold down rear seat.

K410 67-69 F.Body



K10000



K10010

Upholstery Installation Kits

These OER® installation kits are a perfect addition to any upholstery purchase. Additional sets of 60 hog rings are also available separately.

K10000 Basic Install Kit

K10010 Professional Install Kit

K10010A Hog Rings Only

GM Seat Back Bumper

Reproduction of the original seat back oval bumper manufactured to exact specifications including rubber materials with a steel core. Applies where back seat rests against bottom seat. Prepackaged in OER® polytube.



Camaro

1967-70 all

1973-75 w/bench seat

Firebird

1967-70 inner

Full size Cars

1965-69 2 door w/Astro seat

1966 Caprice sport sedan

1969-72 w/Strato bucket

seats (4 req.)

1973-76 w/bench seat

Chevy II/Nova

1962-71 all

1972 sport coupe

1973-79 w/bench seat

Chevelle

1964-68 all

1969-72 w/Strato bucket

seats (4 req.)

1973-74 w/bucket seats

1973-77 w/bench seats

Monte Carlo

1973-77 w/bench seat

El Camino

1964-68 all

1973-77 w/bench seat

Corvette

1967-70 all

7712535 62-79



 Restoration Parts

1966-76 Bucket Seat Back Stoppers

OER® utilizes the finest quality rubber and correct steel bottom reinforcements to produce the most authentic reproductions. Upgrading the density of the rubber affords a durable, longer lasting stopper your customers will appreciate. One pair required per car.

1967-70 Camaro

1967-70 Firebird

1967-76 Impala/full size

K980

67-76



1976-81 Camaro/Firebird Seat Track Carpet Cover

Reproduction of the bucket seat track trim cover for 1976-1981 Camaro and Firebird models. This is an injection molded plastic cover that mounts to the seat track to keep the carpet under the tracks. Sold individually or in a set of 4. 2 required per seat, 4 per car. Prepackaged in OER® polytube.

3063230 76-81 individual

881112 76-81 set of 4

Camaro/Firebird Seat Back Panels & Headrest Assemblies



GM Restoration Parts

1967-70 Camaro/Firebird Bucket Seat Back Panels

Worn or scratched seat back panels can easily be replaced with these rigid ABS reproductions. All mounting holes are pre-cut and original type mounting tabs are correctly placed to ensure a perfect fit. Produced with detailed correct Madrid grain plastic for original appearance. Available in most popular factory colors, or paint to match the desired color. For best results when painting use OER® interior paint, available in spray cans.

Note: The 1967 Camaro/Firebird rear panel was originally produced in steel, however, our ABS reproduction is the same design and will fit and junction correctly. Some colors listed below are painted to indicated color.

K1021	67-70	black	Camaro/Firebird
K1031	67-69	red	Camaro/Firebird
K1073	67	light blue	Camaro
K1075	67	medium blue	Camaro
K1011	69	Hugger Orange	Camaro
K1010	67-70	white	Camaro/Firebird
K1051	67-69	dark blue	Camaro/Firebird
K1061	69-70	dark green	Camaro/Firebird

1966-71 Bucket Seat Molding End Caps

OER Reproduction stainless steel bucket seat molding end caps for various GM models. These end caps finish off the bucket seat moldings and can add a fresh factory finished appearance to your bucket seats. Sold in a set of 12, most bucket seats require 6 end caps per seat. Prepackaged in OER® polytube.



Chevrolet	Buick	Cadillac	Pontiac
1966-71 Chevy II/Nova	1966-72 Riviera	1967-70 Eldorado	1966-72 Bonneville
1966-68 Impala*	1966-72 Skyhawk	Oldsmobile	1966-72 Catalina
full size	1966-69 Special	1966-71 442	1966-72 Grand Prix
1966-72 Chevelle		1966-72 Cutlass	1966-72 GTO
1966-72 El Camino			1966-72 LeMans
1970-72 Monte Carlo			1967-70 Tempest

ND6668 66-71 set of 12

1967-70 Camaro/Firebird Bucket Seat Side Bracket Covers

Stack up on these OER® best selling plastic trim items. These bracket covers feature the correct grain and original configuration producing a quality reproduction with an authentic appearance. One pair required per bucket seat. Fasteners are included or may be purchased separately.

Z684910	67-70	Camaro/Firebird
K114	67-70	fasteners only

1967 Camaro/Firebird Headrest Assemblies

Reproduction headrest assemblies for 1967 Camaro and Firebird models. Manufactured using durable urethane, molded in correct grain for an authentic appearance. Sold as a pair. Comes prepackaged in an OER® box.



7677884 67 Camaro/Firebird



GM Restoration Parts



1969 Camaro/Firebird Headrest Assemblies

OER® reproduction 1969 Camaro/Firebird headrest assemblies. Each headrest features the proper Madrid grain material in the correct color and a steel bar for insertion directly on the original seat assembly. Research on this product shows most early production models featured a straight bar while later production featured the curved bar. Sold in pairs only.

K31001	69	black	Camaro/Firebird	straight bar
K31001C	69	black	Camaro/Firebird	curved bar
K31002	69	red	Camaro/Firebird	straight bar
K31002C	69	red	Camaro/Firebird	curved bar
K31005	69	gold	Camaro	straight bar
K31005C	69	gold	Camaro	curved bar
K31010	69	white	Camaro	straight bar
K31010C	69	white	Camaro	curved bar
K31011	69	orange	Camaro	straight bar
K31011C	69	orange	Camaro	curved bar
K31012	69	dk blue	Camaro/Firebird	straight bar
K31012C	69	dk blue	Camaro/Firebird	curved bar
K31013	69	dk green	Camaro/Firebird	straight bar
K31013C	69	dk green	Camaro/Firebird	curved bar
K31009	69	ivy gold	Firebird	straight bar
K31009C	69	ivy gold	Firebird	curved bar
K31035	69	parchment	Firebird	straight bar
K31035C	69	parchment	Firebird	curved bar
K31036	69	gold	Firebird	straight bar
K31036C	69	gold	Firebird	curved bar
K31019	69	moss green	Camaro/Firebird	straight bar
K31019C	69	moss green	Camaro/Firebird	curved bar

Camaro/Firebird Seat Parts and Seat Belts

1969 Yenko SYC Headrest Decal

YENKO
LICENSED PRODUCT

Reproduction of the sYc "Yenko Super Car" headrest decals installed in 1969 Yenko Camaro models. Sold individually.

SK302 69



8785236



8756596

1969 Camaro/Firebird Headrest Escutcheon and Lock Bracket

GM Restoration Parts

The headrest escutcheon is attached to the lock bracket and knob assembly which locks or releases the headrest. This high quality reproduction includes the lock bracket and chrome knob assembly. Available in chrome or black (paint to match). Why sell just the escutcheon when the complete assembly is available! Sold in pairs.

8785236	69	Camaro/Firebird	chrome
8756596	69	Camaro/Firebird	black

GM Restoration Parts




button detail

1967-69 Camaro/Firebird OEM Style Seat Belts

OER® manufactures one of the most sought after detail and safety related products for Camaro and Firebird models. These reproduction seat belt assemblies feature a high grade, blow formed ABS housing, web designed belt with correct patterned stitching and the fronts have the correct seat belt retractor/roller assembly. Give your customer the option of having original style seat belts rather than settling for generic "one size fits all" replacements. Available in black only.

Note: Seat belt buckle emblems are included.

K319	67-69	Camaro/Firebird	front seat
K320	67-69	Camaro/Firebird	rear seat



GM Restoration Parts

1967 F-Body Deluxe Interior Bucket Seat Belts

OER® reproduction of the original lap belts features the correct seat belt and buckle assembly with Fisher Coach emblem for deluxe seat belts. The front belts include the correct retractor. Sold per bucket seat or for rear seat. For use on all Camaro and Firebird models with deluxe interiors. Prepackaged in OER® box.

K316	67	F-Body	front seat
K317	67	F-Body	rear seat



button detail



GM Restoration Parts

1968-69 F-Body Deluxe Interior Bucket Seat Belts

OER® reproduction of the original lap belts features correct seat belt and buckle assembly with GM emblem for deluxe seat belts. The front belts include the correct retractor. Sold per bucket seat or rear seat. For use on all Camaro and Firebird models with deluxe interiors. Prepackaged in OER® box.

K315	68-69	F-Body	front seat
K314	68-69	F-Body	rear seat

Reproduction GM Seat Belts



- ✓ Impala
- ✓ Bel Air
- ✓ Caprice



button detail

1965-66 GM Standard Seat Belts



These reproductions of the original non-retractable type standard seat belt assemblies feature high grade, original style webbed design belts with correct patterned stitching as pictured. Front, rear, or sets of front and rear assemblies are available for 1965-66 full size Chevrolet passenger cars with standard interiors. Replace your missing or worn out originals with these quality reproductions from OER®. Available in black only.

3955366	65-66	front seat or rear seat
R188	65-66	complete set (2 front & 3 rear)

- ✓ Impala
- ✓ Bel Air
- ✓ Caprice

Correct bale



button detail



3396121

Correct buckle



3395837

1966 GM Deluxe Seat Belts



These reproductions of the original deluxe seat belt assemblies feature high grade, molded end covers, original style webbed design belts with correct patterned stitching and the fronts have a correct bale type retractor/roller assembly as pictured. Front, rear, or sets of front and rear assemblies are available for 1966 full size passenger cars with deluxe interiors. End your long search for a set of used belts and replace your missing or worn out originals with these quality reproductions from OER®. Available in black only.

Note: Seat belt buckle emblems are included.

3396121	66	front seat
3395837	66	rear seat
R187	66	complete kit (2 front & 3 rear)



8700758



8700759



button detail

1968 GM Standard Bucket Seat Lap Belts



OER® reproduction of the original front lap belts features correct retractor, seat belt and buckle assembly for standard seat belts. Each seat belt is installed on front only bucket seats. Sold per bucket seat. 2 required.

Note: Seat belt buckle emblems are included.

1968 B-body (Impala, Bel Air, Biscayne)

1968 A-body (Chevelle)

1968 X-body coupe (Chevy II/Novata)

8700759	68	LH
8700758	68	RH

1966-72 GM Standard Seat Belt Buckle Cover



Seat belts get used and abused! We now offer a simple solution to worn out, scratched or broken originals. Reproduction seat belt buckle covers including the button and spring assembly (when required) for a complete replacement. This item was originally installed on 1966-72 standard Chevrolet models. This is the plastic cover, unlike the deluxe interior models which include a die-cast buckle cover (available soon). Each injection molded part features the correct grain and will replace the original buckle cover allowing the seat belt to regain its original lustrous appearance. Comes in black only. Paint to desired color. *Note: Seat belt buckle emblems are included.*



Fisher Coach

1967 Camaro 1966-67 Impala

1967 Firebird 1966-67 Nova

1967 GM Truck

GM Mark of Excellence

1968-72 Camaro, Firebird, Nova, Impala and GM Truck

K883F	66-67	Fisher Coach
K883G	68-72	GM Mark of Excellence

1955-72 Accessory Seat Belt Retractor




Reproduction seat belt retractors are easily installed on standard seat belts that were not originally equipped with retractors, or to replace broken or worn out originals. This was a dealer option designed for use on models that were not originally equipped with seat belt retractors.



986068	55-72	all models w/o retractors
--------	-------	---------------------------

Reproduction GM Seat Belt Accessories



R559

R560

1967-72 GM Seat Belt Anchor Bolts

The rear bolts are gold cad plated as original. The quality of seat belt bolts is essential to the safety of the occupant. OER® only offers bolts that meet or exceed the standards of quality as set forth by General Motors. Your customers can be assured that the bolts they receive are designed for maximum protection.

Note: R560 includes bolts for the shoulder belt buckle side only. It does not include bolts for the shoulder belt side.

1967-72 Camaro 1967-72 Nova
1967-72 Firebird 1967-72 Chevrolet full size

8 Piece Kits

R559/67-72w/shoulderbelt

R560/67-72w/shoulderbelt

Individual Bolts

SB193 67-72 front seat outer

SB194 67-72 front seat inner

SB195 67-72 rear seat belt bolt



GM Restoration Parts

1962-63 Seat Belt Buckle Emblem

Correct reproduction of the original seat belt buckle emblem for various 1962-63 GM vehicles. Features embossed Bow Tie logo on metal backing as original. Packaged in OER® bag with header card. Sold in pairs.

1962 Nova 1962-63 Impala

K274 62-63 Nova/Chevrolet full size



GM Restoration Parts

1964 Seat Belt Buckle Emblem

Correct reproduction of the original seat belt buckle emblem for various 1964 GM vehicles. Features embossed Bow Tie logo on metal backing as original. Packaged in OER® bag with header card. Sold in pairs.

K9696 64 Nova/Chevrolet full size

New!



R9980011

R9980012

GM Restoration Parts

1964-72 Seat Belt Buckle Emblems

Reproduction GM "Mark of Excellence" seat belt buckle emblems for most GM models from 1964-72. These embossed aluminum emblems feature a aqua or blue background, black and polished aluminum border with the "Mark of Excellence" print on the bottom. Adhesive backed and measures 7/8" x 7/8". Sold individually. Prepackaged in OER® polytube.

9980011 64-67 Aqua

9980012 68-72 Blue



GM Restoration Parts

1965-66 Seat Belt Buckle Decal

Reproduction of the original seat belt buckle decal for 1965-66 models with standard interior. Features the Fisher Coach logo on a black background.

CE150 65-66 Nova/Chevrolet full size



GM Restoration Parts

1966 Deluxe Seat Belt Buckle Decal

Reproduction of the original seat belt buckle decal for 1966 models with deluxe interiors. Features the Fisher Coach logo on a red background.

CE1504 66 Nova/Chevrolet full size



1968-69 Firebird Shoulder Belt Retainer Set

The shoulder belt retainer set is to secure the shoulder belts when they're not in use. Each set includes 4 retainers all manufactured in polished stainless steel. Fits 1968-69 Firebird models with deluxe interiors. Prepackaged in OER® polytube.

R721181 68-69 set of 4

New!



R9737575

R1708118

1974-81 Shoulder Harness Retainer

OER® reproduction of the original seat belt shoulder harness retainer for Camaro, Firebird, Impala and Nova models. These are the triangle or rectangle retainer which attaches to the upper outer side of the bucket seat and allows the seat belt webbing to be secured without twisting. Sold individually, one required per seat. Prepackaged in OER polytube. Available in black only.

Camaro/Firebird/Impala/Nova

1708118 74-76 rectangle

Camaro/Firebird/Impala

9737575 77-81 triangle

Nova with Bucket Seats

9737575 77-79 triangle

1708118 77-79 rectangle

1974-88 GM Seat/Shoulder Belt Guide Escutcheon

Hold the shoulder belt retainer to the upper portion of the bucket seat back. This item is commonly overlooked during replacement of seat upholstery and seat/shoulder belt related items. For vehicles not originally equipped with air bag system. Packaged in OER® chipboard box.

1974-88 Camaro/Firebird

1977-79 Nova

1976-81 Chevrolet/Monte Carlo/Malibu

1978-81 Passanger Cars

20552354 74-88 LH

20552353 74-88 RH

1977-84 GM Truck Seat Belt Covers

OER® reproduction of the original 1977-84 GM truck and SUV shoulder belt cover. This Cover is used with factory three point lap belts only. It installs on the upper metal belt guide and snaps in place covering the shoulder belt retaining bolt. Made from high quality injection molded tooling using premium quality materials. These covers have the correct grain texture and include the nylon bushing for installation. Sold as a pair. One pair required per truck.

379670 77-84

1967-69 Chevrolet/Pontiac Inner Door Panel Moldings

1967 Camaro/Firebird Standard Upper Door Panel Moldings

Each upper molding is produced in correct stainless steel as original. Fits all 1967 Camaro and Firebird standard door panels. Fits LH or RH, sold individually.

7639888 67 standard upper LH or RH (2 Required)



R1101

1967 Camaro/Firebird Standard Door Panel Molding Sets

Each molding is produced in correct stainless steel as original. Coupe without rear arm rests set includes 8 pieces. Convertible or coupe with rear arm rests includes 6 pieces. Fits all 1967 Camaro and Firebird standard door panels.

R1100 67 8 piece set coupe w/o rear arm rest
R1101 67 6 piece set conv/cpe w/rear arm rest

May be used on driver or passenger door panels

Molding attaches to door using countersunk sheet metal screws (not included)

Produced in correct stainless steel material as original



Assembled 1967 Camaro door panel

Center molding for 1967



1967 F-Body Deluxe Door Panel Moldings

Each molding is produced in correct stainless steel as original. Kits includes (2) front door uppers, (2) front door lowers and (2) rear side panel uppers. Fits all 1967 Camaro and Firebird deluxe door panels.

Complete Kits

R1110 67 6 piece set coupe
R1111 67 6 piece set convertible

Individual Components

7669268 67 upper door molding all
7669267 67 center door molding all
7669270 67 rear side molding convertible
7669269 67 rear side molding coupe

1967 Camaro Standard Inner Rear Side Panel Molding

Correct reproduction of the original molding used to retain the inner rear side panels on all 1967 Camaro coupe models equipped with standard interiors. This molding is attached to the inner body structure using countersunk screws (not included).

7639889 67 coupe



R1102

1968 Camaro Standard Door Panel Molding Sets



Each molding is produced in correct stainless steel as original. Coupe without rear arm rests, includes 10 pieces. Convertible or Coupe models with rear arm rests, includes 8 pieces. Fits all 1968 Camaro standard door panels.

Note: Arm rest base molding sold separately.

R1102 68 10 piece set coupe w/o rear arm rest
R1103 68 8 piece set conv/cpe w/rear arm rest



R1106

1968 Firebird Standard Door Panel Molding Sets



Each molding is produced in correct stainless steel as original. Sets include (2) front door uppers, (2) front door lowers and (2) rear side panel uppers. Fits all 1968 Firebird standard door panels.

R1106 68 6 piece set coupe
R1107 68 6 piece set convertible

1968-69 Camaro/Firebird Standard Upper Door Panel Moldings

Each molding is produced in correct stainless steel as original. Fits all 1968-69 Camaro and Firebird standard door panels. Fits LH and RH, sold in pairs.


7737762 68-69 front coupe and convertible
7752625 68-69 rear coupe only

1964-72 Chevrolet/Pontiac Inner Door Panel Moldings

"Hockey-Stick" moldings now available for 1968-69 Camaro models with deluxe interiors.



Die-stamped in correct stainless steel material with correct configuration



R1112



R8433

1968-69 F-Body Deluxe Door Panel Moldings

Each molding is produced in correct stainless steel as original. Complete kits include (2) front door uppers, (2) front door lower fronts and (2) rear side panel uppers and fits all 1968-69 Camaro deluxe door panels. Front door panel kits include (2) front door uppers and (2) front door lowers. Firebird models with deluxe interior included only the lower door panel moldings.

Complete Kits

R1112	68-69	6 piece set	Camaro coupe
R1113	68-69	6 piece set	Camaro convertible

Front Door Panel Kits

R8433	68-69	complete kit	Camaro
-------	-------	--------------	--------

Individual Components

7742919	68-69	upper, LH	Camaro
7742918	68-69	upper, RH	Camaro
7743242	68-69	lower, LH or RH	Camaro/Firebird
7752953	68-69	rear side	Camaro coupe
7752954	68-69	rear side	Camaro convertible



R1104

1969 Camaro/Firebird

Standard Door Panel Molding Sets Restoration Parts

Each molding is produced in correct stainless steel as original. Sets include (2) front door uppers and (2) rear side panel uppers. Fits all 1969 Camaro and Firebird standard door panels.

R1104	69	4 piece set	coupe
R1105	69	4 piece set	convertible

New!



R1960



R1960C

1965 Impala SS Door Panel Molding Sets

OER reproduction of the original door panel moldings for use on 1965 Impala Super Sport coupe and convertible models. These 8 piece stainless steel molding sets will completely replace all of the original front door and rear panel moldings. Prepackaged in OER® box.

K1960	65	coupe
K1960C	65	convertible

New!



1962-66 Impala Rear Arm Rest Cover Moldings

Reproduction rear arm rest cover moldings for 1962-66 Impala hard top models. Manufactured in stainless steel as original. Sold as a pair. Prepackaged in OER® polytube.

B99112	62-66
--------	-------

1967-69 Camaro/Firebird Deluxe Inner Door Panels

Quality OER® reproduction molded door panels have been completely redesigned and improved using the latest methods and materials. Every detail is finely crafted to ensure an exact original appearance and fit, giving your customer the finest quality door panels available. Correct Madrid grain and original factory colors are standard on all panels. Includes correct color keyed carpet with matching vinyl trim. Packaged in pairs, complete in OER® box featuring the GM Restoration Parts™ logo.

Important: Door handles, window cranks, emblems, door handle bezels, door panel caps and moldings are not included with panels. OER® offers original style moldings in stainless steel which are correct for these panels. **Note:** Shipped double oversize.



K62801 - 1968-69 black



1967 Camaro/Firebird black



1967 Camaro/Firebird red



1968 Camaro medium blue



1968 Camaro icy gold



1969 Camaro ivory white



1969 Camaro Hugger Orange



1968 Firebird turquoise



1968 Firebird pearl parchment

1967 Camaro/Firebird Deluxe Door Panels

052

K62701	67	black
K62702	67	red
K62706	67	turquoise
K62705	67	gold
K62704	67	bright blue
K62708	67	parchment (Camaro)
K62707	67	parchment (Firebird)

1968-69 Camaro Deluxe Door Panels

052

K62801	68-69	black
K62802	68-69	red
K62844	68-69	Daytona yellow
K62806	68	turquoise
K62825	68	pearl parchment
K62808	68	medium blue
K62809	68	ivy gold
K62910	69	ivory white
K62911	69	Hugger Orange
K62912	69	dk blue
K62913	69	dk green

1968-69 Firebird Deluxe Door Panels

052

F62801	68-69	black
F62802	68-69	red
F62806	68	turquoise
F62825	68	pearl parchment
F62858	68	teal blue
F62809	68	ivy gold
F62807	69	parchment
F62912	69	dk blue
F62913	69	dk green

Interior Components

1973-86 Chevrolet/GMC Truck Door Panel Fastener

Reproduction of the door panel fastener used by General Motors to attach the door panels on all 1973-86 pickup truck models. Features authentic original square shape as original. Prepackaged in OER® bag.

325337 73-86



1962-81 Door Panel Clip & Plug Insert **New!**

Reproduction door panel retaining clip and the plug insert for the various 1962-81 GM models listed. Both of these items are manufactured as original for complete authenticity. Prepackaged in OER® polytube.

1967-81 Camaro 1970-74 Impala/Caprice
1967-81 Firebird 1964-72 Chevelle
1962-79 Chevy III/Novu 1967-79 Ventura

Individual Items

4500027 62-81 clip
4853962 62-81 plug insert

Sets

748562 62-81 clips (set of 12)
8894 62-81 plug insert (set of 12)
K6581 62-81 clip/plugs (set of 24)



1972-77 Camaro/Firebird Door Panel Mounting Clip Bracket

These push-on style clips attach the upper door panel to the lower plastic panel.

Large Clips - 2" x 1-1/2"

K248 72-77 Camaro 4 required
K248 72-77 Firebird 4 required

Small Clips - 3/4" x 5/8"

K247 72-77 Camaro 6 required
K247 72-77 Firebird 6 required



1972-77 Camaro/Firebird Door Pull Handle Insert

Reproduction pull handle inserts for 1972-77 Camaro and Firebird door panels. These hard to find door panel inserts are injection-molded and fit perfectly on the lower door panel. Will fit original or reproduction door panels.

1708752 72-77 LH
1708751 72-77 RH



1970-73 Camaro/Firebird Upper Door Panel Trim

One of the first interior items to wear out is the interior upper door panel trim on 1970-73 Camaro and Firebird models. This item gets used and abused every time you enter or exit the vehicle. OER® now offers a solution to this problem, reproduction upper door panel plastic trim. Available in black. Paint as required.

Note: Clips not included.

K302 70-73 LH & RH

1970-77 Camaro/Firebird Lower Door Panel

OER® offers these quality reproductions of the 1970-77 standard lower door panels for Firebird and Camaro models. Each injection molded panel is manufactured to exact specifications to ensure a perfect fit. Features correct grain for an authentic appearance. Includes provisions to install arm rest packs as original. 1970-71 models are officially licensed by General Motors. Packaged in OER® box.

F-Body

9816817* 70-71 LH
9816816* 70-71 RH

Camaro

9600955 72-76 LH all
9600954 72-76 RH all
9600955 77 LH except LT
9600954 77 RH except LT

Firebird

9600955 72-77 LH all
9600954 72-77 RH all



1970-81 Camaro/Firebird Inner Rear Seat Panels

OER® reproduction of the original rear sail panels manufactured to exact specifications. Features correct holes for mounting to the rear inner side assembly. Correct grain material is used to allow an authentic appearance. Fits all 1970-81 Camaro and Firebird models. Available in black only. Prepackaged in OER® box.

Note: ** With bow style headliner. * With molded headliner w/ coat books in sail panel.
*** With molded headliner w/ coat books in sail panel.

748582** 70-73 LH & RH
K419** 73 LH & RH
748599*** 73-74 LH & RH
748568 75-81 LH & RH

1970-81 Camaro/Firebird Inner Rear Side Panels **New!**

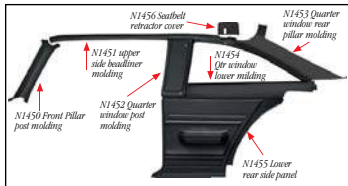
A quality reproduction of the 1970-81 inner rear side panels for Firebird and Camaro. Each injection molded panel is manufactured to exact specifications to ensure a perfect fit. Features the correct textured grain for an authentic appearance. Officially licensed by General Motors. Packaged in OER® box.

Note: Shipped overseas.

9875005 70-71 LH
9875004 70-71 RH
20189752 72-81 LH
20189751 72-81 RH



Interior Panels



New!



1975-79 Nova/X-Body Inner Front Pillar Moldings

Reproduction inner pillar moldings for 1975-79 Nova, Skylark, Omega and Ventura 2 door coupe models. Each molding is injection molded as original. Sold in pairs. Prepackaged in corrugated OER® box.

N1450 75-79 Nova/X-Body

New!



1975-79 Nova/X-Body Inner Side Headliner Trim Moldings

Reproduction interior side headliner trim moldings for 1975-79 Nova, Skylark, Omega and Ventura 2 door coupe models. These injection molded reproductions installs along the upper side area from the windshield to the rear. Available in black only. Sold in a pair. Prepackaged in OER® corrugated box.

N1451 75-79 Nova/X-Body

New!



1975-79 Nova/X-Body Seat Belt Retractor Covers

Reproduction inner seat belt retractor covers for 1975-79 Nova, Skylark, Omega and Ventura 2 door coupe models. Each cover is injection molded as original. Sold in pairs. Prepackaged in OER® corrugated box.

N1456 75-79 Nova/X-Body

1975-79 Nova/X-Body Quarter Window Post Moldings

New!



Reproduction injection molded quarter window front interior trim panel for 1975-79 Nova, Skylark, Omega and Ventura 2 door coupe models. Manufactured from high quality injection mold tooling using the best materials available. These post molding covers have the correct grainning as original. Available in black only, paint to desired color. Sold in pairs only. Prepackaged in OER® corrugated box.

N1452 75-79 Nova/X-Body

New!



1975-79 Nova/X-Body Quarter Window Pillar Moldings

Reproduction quarter window rear interior trim panel moldings for 1975-79 Nova, Skylark, Omega and Ventura 2 door coupe models. Each injection molded molding installs vertically between the quarter window and rear glass area. Available in black only. Sold in pairs. Prepackaged in OER® corrugated box.

N1453 75-79 Nova/X-Body

New!



1975-79 Nova/X-Body Inner Rear Lower Quarter Window Moldings

Reproduction interior lower quarter window moldings for 1975-79 Nova, Skylark, Omega and Ventura 2 door coupe models. Each molding is injection molded and will replace the original exactly. Installs in the lower quarter window area horizontally along the bottom. Available in black only, paint to desired color. Sold in pairs only. Prepackaged in OER® corrugated box.

N1454 75-79 Nova/X-Body



1975-79 Nova/X-Body Rear Side Panels

Injection molded reproduction of the original rear side panels for 1975-79 Nova, Skylark, Omega and Ventura 2 door coupe models. Features correct mounting points, arm rest area and contours. Available in black only, paint to desired color.

OER# 1660651-RH, 1660652-LH.

N1455 75-79 Nova/X-Body

Door Panel Accessories

New!



1967 black



1968-69 red



1967 red



1968 turquoise



1967 bright blue



1968 medium blue



1967 gold



1968 ivory gold



1967 turquoise



1969 dark blue



1968-69 black



1969 dark green

AUTHORIZED

1967-69 Camaro/Firebird Deluxe Door Panel Carpet

Door panel carpet for deluxe interiors is produced using top quality 80%-20% rayon/nylon blend materials with original loop design. Exact factory patterns are used along with correct factory matched vinyl trim. Ready for installation, the 1967 carpet includes correct binding which separates the lower portion of the door panel from the upper section. The 1968-69 carpet does not include binding due to the upper section of the carpet being hidden by a polished stainless trim molding (available separately).

K626701	67	Camaro/Firebird	black
K626702	67	Camaro/Firebird	red
K626704	67	Camaro/Firebird	bright blue
K626705	67	Camaro/Firebird	gold
K626706	67	Camaro/Firebird	turquoise
K626801	68-69	Camaro/Firebird	black
K626802	68-69	Camaro/Firebird	red
K626806	68	Camaro/Firebird	turquoise
K626808	68	Camaro/Firebird	medium blue
K626809	68	Camaro/Firebird	ivory gold
K626812	69	Camaro/Firebird	dark blue
K626813	69	Camaro/Firebird	dark green



K74302



K74303



K74304



K74305



K74306



K74307



K74308



K74309



K74310


1974-81 Camaro Door Panel Emblems Restoration Paris

Reproduction interior door panel emblem assemblies for 1974-81 Camaro models. These emblems were factory equipment on models with power windows and can be installed in the window crank opening in the door panels on models converted to power windows. Sold in a pair.

Prepackaged in OER® polytube.

K74302	74-78	Camaro	Type LT
K74303	74-81	Camaro	SS
K74304	74-81	Camaro	black Bow Tie
K74305	74-79	Camaro	red/wht/blue badge
K74306	77-79	Camaro	red Z28
K74307	77-79	Camaro	black Z28
K74308	79-81	Camaro	red Berlinetta
K74309	79-81	Camaro	orange badge
K74310	80-81	Camaro	black Z28

New!



1965 Impala Door Panel Reflectors

Reproduction of the original door reflector found on 1965 Impala models. Manufactured to exact specifications and injection molded in the correct coloration. Includes the pre-attached backing plate with mounting feet for easy installation. Sold individually, 2 required per car. Prepackaged in OER® box.

4410338 65 Impala

Door Panel Accessories



1967 Camaro/Firebird Deluxe Door Panel Cups

Reproduction of the original inserts used on 1967 Camaro and Firebird models. Each cup is injection-molded and fits perfectly. For use where the door handle mechanism protrudes through the door panel. Will fit original or reproduction door panels. OE# 7664715 (LH) 7664714 (RH)

K120 67 Camaro/Firebird



GM Restoration Parts

1968-69 Camaro/Firebird Deluxe Door Panel Cups

Reproduction door panel cups are inserted where the door handle opening is located. Produced to exact dimensions for easy installation, paint as required using interior acrylic lacquer. Prepackaged in OER® bag with GM Restoration Parts™ logo.

K179 68-69 Camaro/Firebird



1975-79 Inner Door Handle Escutcheons

OER reproduction of the door handle escutcheons for 1975-76 Camaro/Firebird and 1975-79 Nova models. Door handle escutcheons are installed on the door panel behind the door release handle. Manufactured from injection molded material with chrome plating and black detail accent. Sold as a pair. Prepackaged in OER® box.

1975-76 Camaro
1975-76 Firebird
1975-79 Nova

KP4301 75-79




1977-81 Camaro/Firebird Door Release Handle Escutcheon

Installed on the door panel behind the release handle to provide a finished look for 1977-81 F-body models.

K482 77-81 Camaro/Firebird



black



1968-69 Camaro/Firebird

Deluxe Interior Door Grab Handle

GM Restoration Parts

Reproduction of the original style deluxe door grab handle! Replaces cracked or missing originals and installs using existing mounting bezels. Prepackaged in bag with OER® header card featuring the GM Restoration Parts™ logo.

7770614	68-69	Camaro/Firebird	black
8744896	68-69	Camaro/Firebird	red
7770619	68	Camaro/Firebird	medium blue
7774100	68	Camaro/Firebird	ivy gold
7770620	68	Camaro/Firebird	teal blue
7770615	69	Camaro/Firebird	white
8744901	69	Camaro/Firebird	Huggar orange
8744898	69	Camaro/Firebird	dark blue
8744900	69	Camaro/Firebird	dark green



1968-69 Camaro Deluxe

Door Grab Handle Bezels

GM Restoration Parts

Reproduction of the original chrome bezels used to mount the door grab handles on 1968-69 deluxe interiors with molded door panels. Prepackaged in bag with OER® header card featuring the GM Restoration Parts™ logo.

OE# 7779662 (front) 7779663 (rear)

K207 68-69 Camaro



1968-69 Firebird

Deluxe Interior Door Grab Handle Bezels

GM Restoration Parts

A high quality reproduction of the original deluxe door panel grab handle bezel for 1968-69 Firebird models with deluxe molded door panels. Prepackaged in bag with OER® header card featuring the GM Restoration Parts™ logo.

7775015 68-69 Firebird

Door Panel Accessories

1968-69 F-Body Deluxe Door Panel Grab Handle Screws **New!**

Set contains the correct screws needed to install the door grab handle on 1968-69 Camaro or Firebird models with deluxe interior. Set of 4 screws will attach both grab handles. Prepackaged in OER[®] polytube.



9428078 68-69 set of 4



1970-76 Firebird Deluxe Door Handle

Reproduction of the original deluxe door grab handle for 1970-76 Firebird deluxe interior models. This reproduction will completely replace the original grab handle and chrome 1st design buckle type bezel used to mount to the door panel. Includes the strap, chrome buckle and rear mounting metal door panel retainer. Can be used on RH or LH side. Comes in black and can be painted as required. End caps sold separately (9817992).

9643788 70-76 Firebird



1970-76 Firebird Door Pull Strap Cap

Reproduction of the original door panel pull strap covers for 1970-76 Firebird models. They are manufactured to replace broken or missing originals exactly. Sold individually. Available in black, paint as required.

9817992 70-76 Firebird

1981-91 Truck Door Assist Handle Cover **New!**

OER[®] reproduction of the door panel assist handle cover for all 1981-91 GM truck, Blazer, Jimmy and Suburban models except 1988-91 C/K models. This injection molded cover features the correct black accents with a quality chrome finish. Sold individually. 2 required per handle, 4 per truck. Prepackaged in OER[®] polytube.



14043704 81-91 Truck



1981-91 Chevrolet/GMC Truck Door Pull Handle Cover Reinforcement

Reproduction door pull handle cover reinforcement plate for 1981-91 pickup models. Manufactured in stamped steel to factory specifications for an original fit and an authentic appearance. Comes prepackaged in OER[®] polytube.

12338105 81-86 C/K

12338105 87-91 R/V

12338105 87-91 Blazer/Jimmy/Sub.

New!



1973-91 GM Truck Door Lock Knobs

Reproduction door lock knob for 1973-86 C/K and 1987-91 R/V models. Manufactured in injection molded plastic just like the factory original item for a precise fit and authentic OE appearance. Sold individually, two knobs are required for standard cab, four knobs are required for crew cab models. Pre-packaged in OER[®] polytube.

7591126 73-86 C/K

7591126 87-91 R/V



KS87



KS88

Restoration Parts

1967 GM Interior Door Lock Knobs

The 1967 lock knobs are the correct style featuring the fluted top with the indentation for pressing down the knob to lock the door. OE# 7649291. Plastic ferrules are also available OE# 4474707. Will install on various 1967 GM models. Prepackaged in bag with OER[®] header card featuring the GM Restoration Parts[™] logo.

KS88 67 lock knobs

KS87 67 ferrules

1968-90 OE Style GM Door Lock Knob Ferrules

Reproductions door lock knob ferrules for 1968-90 Chevrolet, Pontiac and other GM models. Unlike other replacement ferrules on the market that have a wider-than-factory ring, these authentic lock knob ferrules feature the correct narrow ring with appropriate lining.

7729591 68-90

New!



1973-91 GM Truck Door Lock Knob Ferrule

OER[®] Authorized reproduction of the door lock knob ferrules designed for 1973-91 GM trucks. Reproduced as original to exact dimensions and correct felt lining. Prepackaged in OER[®] polytube.


330485 73-91 GM Truck

1968-81 GM Die-Cast Ribbed Door Lock Knobs

Manufactured in zinc and chromed for a highly polished appearance. Will install on many GM vehicles manufactured between 1968-81. Sold in pairs.

KS46 68-81

1965-81 Chevrolet/Pontiac Arm Rest Pads



1965-72 Standard 12" Interior Arm Rest Pads

These reproductions are produced using modern urethane materials and offer a cleaner, more tapered look than the originals while maintaining the correct grain. The original arm rest pads were produced with a vinyl covering which often comes loose and causes the fit to look sloppy. OER® has solved this problem by using high quality urethane materials which in most cases will out last the originals! Each pad is produced in the correct original color and features a sharp Madrid grain for an original appearance.

Note: 1968-72 pads fit models with 12" bases.

1967	Camaro/Firebird	1968-72	Nova
1966-67	Chevelle	1968-70	Full Size Sedan/Wagon
1965-67	Corvair	1968-70	Chevelle/Malibu/El Camino
1968-69	Camaro/Firebird		

Any Color

K695001	65-67	black	LH or RH	Camaro/Firebird/Chevelle/Corvair
K695002	65-67	red	LH or RH	Camaro/Firebird/Chevelle/Corvair
K695003	65-67	light blue	LH or RH	Camaro/Firebird/Chevelle/Corvair
K695005	65-67	gold	LH or RH	Camaro/Firebird/Chevelle/Corvair
K695006	65-67	turquoise	LH or RH	Camaro/Firebird/Chevelle/Corvair
K695201	68-72	black	LH	Camaro/Firebird/Nova/ES. Chev
K695101	68-72	black	RH	Camaro/Firebird/Nova/ES. Chev
K695202	68-72	red	LH	Camaro/Firebird/Nova/ES. Chev
K695102	68-72	red	RH	Camaro/Firebird/Nova/ES. Chev
K695207	68-72	parchment	LH	Camaro/Firebird/Nova/ES. Chev
K695107	68-72	parchment	RH	Camaro/Firebird/Nova/ES. Chev
K695258	68-72	teal blue	LH	Camaro/Firebird/Nova/ES. Chev
K695158	68-72	teal blue	RH	Camaro/Firebird/Nova/ES. Chev
K695206	68-72	turquoise	LH	Camaro/Firebird/Nova/ES. Chev
K695106	68-72	turquoise	RH	Camaro/Firebird/Nova/ES. Chev
K695208	68-72	medium blue	LH	Camaro/Firebird/Nova/ES. Chev
K695108	68-72	medium blue	RH	Camaro/Firebird/Nova/ES. Chev
K695225	68-72	prl parchment	LH	Camaro/Firebird/Nova/ES. Chev
K695125	68-72	prl parchment	RH	Camaro/Firebird/Nova/ES. Chev
K695209	68-72	ivy gold	LH	Camaro/Firebird/Nova/ES. Chev
K695109	68-72	ivy gold	RH	Camaro/Firebird/Nova/ES. Chev
K695210	68-72	white	LH	Camaro/Firebird/Nova/ES. Chev
K695110	68-72	white	RH	Camaro/Firebird/Nova/ES. Chev
K695212	68-72	dark blue	LH	Camaro/Firebird/Nova/ES. Chev
K695112	68-72	dark blue	RH	Camaro/Firebird/Nova/ES. Chev
K695213	68-72	dark green	LH	Camaro/Firebird/Nova/ES. Chev
K695113	68-72	dark green	RH	Camaro/Firebird/Nova/ES. Chev
K695217	68-72	saddle	LH	Camaro/Firebird/Nova/ES. Chev
K695117	68-72	saddle	RH	Camaro/Firebird/Nova/ES. Chev
K695218	68-72	dark saddle	LH	Camaro/Firebird/Nova/ES. Chev
K695118	68-72	dark saddle	RH	Camaro/Firebird/Nova/ES. Chev
K695247	68-72	light green	LH	Camaro/Firebird/Nova/ES. Chev
K695147	68-72	light green	RH	Camaro/Firebird/Nova/ES. Chev

Restoration Parts



K695312



1970-71 F-Body Standard Arm Rest Pads

Restoration Parts

Correct replacement arm rest pads designed for use on 1970-71 Camaro and Firebird models. Choose from any of the original colors. Prepackaged in OER® polytube.

K695301	70-71	F-Body	black	LH or RH
K695302	70-71	F-Body	red	LH or RH
K695304	70-71	F-Body	bright blue	LH or RH
K695307	70-71	F-Body	parchment	LH or RH
K695343	70-71	F-Body	sandalwood	LH or RH
K695317	70-71	F-Body	light saddle	LH or RH
K695318	70-71	F-Body	dark saddle	LH or RH
K695312	70-71	F-Body	dark blue	LH or RH



1972-77 Camaro/Firebird Arm Rest Pad

Reproduction of the original arm rest pad for 1972-77 Camaro and Firebird models. Features correct grain as original. This arm rest installs on the lower door panel and fits on the LH or RH side. Available in black only; paint to desired color. Prepackaged in OER® polytube.

9600968 72-77 Camaro/Firebird LH or RH



N69803



1962-74 Chevy II/Nova Interior Arm Rest Pads

Note: *1968-74 pads are for OE bases only. Not for replacement style bases.

N69801	62-65	black	LH or RH	rear
N69802	62-65	red	LH or RH	rear
N69803	62-65	lt blue	LH or RH	rear
N69805	62-65	gold	LH or RH	rear
N69806	62-65	aqua	LH or RH	rear
N69817	62-65	lt saddle	LH or RH	rear
N695401	66-67	black	LH or RH	rear
N695201	68-74	black	LH	front
N695101	68-74	black	RH	front



9674364



K74103



K74129



1974-81 Camaro, 1978-81 Firebird Arm Rest & Door Pull Handle



Correct reproduction arm rest/ door pull assembly for 1974-81 Camaro and 1978-81 Firebird models. These injected molded reproduction assemblies are manufactured to original specifications with correct plastic insert for support and features the correct grain and dimensions for an authentic appearance and fit. Prepackaged in OER[®] box.

Note: Black is available individually or in a pair. All other colors are pair only.

Individual Arm Rests

9674365	74-81	black	LH
9674364	74-81	black	RH

Arm Rest Pairs

K74101	74-81	black	LH & RH
K74103	74-81	light blue	LH & RH
K74129	74-81	carmine red	LH & RH
K74120	74-81	camel tan	LH & RH
K74121	74-81	fireborn	LH & RH
K74110	74-81	white	LH & RH
K74112	74-81	dark blue	LH & RH




1975-79 Nova/X-Body Arm Rest & Door Pull

Reproduction of the original arm rest pad and pull handle for use on 1975-79 Nova, Skylark, Omega and Ventura models. Features correct grain and stitching as original. Available in black only, paint to desired color.

1670165	75-79	Nova/X-Body	LH
1670164	75-79	Nova/X-Body	RH



8769942




1968-72 Camaro/Firebird/Nova/Full Size/Chevelle/El Camino Standard 12" Arm Rest Bases



Reproduction arm rest bases for 1968-69 standard Camaro/Firebird, 1968-72 Chevy II/Nova with standard interiors and 1968-70 full size sedan and wagon models, Chevelle, El Camino, Malibu and other GM vehicles with 12" bases. Will install as original and fit all OER[®] arm rest pads. These quality reproductions feature correct grain. Each base is packaged in OER[®] polytube with the GM logo.

8769927	68-72	black	LH
8769926	68-72	black	RH
7756009	68-72	ivy gold	LH
7756008	68-72	ivy gold	RH
8769929	68-72	ivory white	LH
8769928	68-72	ivory white	RH
8769935	68-72	red	LH
8769934	68-72	red	RH
8769939	68-72	medium blue	LH
8769938	68-72	medium blue	RH
8769943	68-72	dark blue	LH
8769942	68-72	dark blue	RH
8769945	68-72	dark green	LH
8769944	68-72	dark green	RH
8769947	68-72	pearl	LH
8769946	68-72	pearl	RH



Mounts in original bore location using OEM style studs

Stamped stainless steel



1968 GM Stainless Arm Rest Base Moldings

Reproduction arm rest base molding strip installed on 1968 Camaro models with standard interiors. The molding is designed to match the correct configuration of the additional door panel trim moldings. May also be used on 1968 Firebird, 1968 Chevy II/Nova (2 door), 1968 Chevelle/El Camino, 1968 full size (sedan) and other GM vehicles with detachable arm rest bases.

Note: Replacement arm rest bases require drilling for molding application. Sold in pairs only.

K967	68
------	----

Chevrolet/Pontiac Arm Rest Bases



1968-70 GM 16" Arm Rest Pads

Reproduction front door arm rest pad for 1968-70 Impala and Caprice 2 door and 1968 Malibu sport coupe models. Manufactured with the correct shape and grain as original. Measures 16" in length. Available in black, paint to match. Prepackaged in OER® polytube.

1968-70 Impala/Caprice 2 door
1968 Malibu sport coupe

766491	68-70	LH
766490	68-70	RH



1968-70 GM 16" Arm Rest Base

Reproduction front door arm rest base for 1968-70 Impala and Caprice 2 door and 1968 Malibu sport coupe models. Manufactured with the correct shape, contours and grain as original. Features a horizontal inlaid strip for the optional polished stainless steel molding. Base measures 16" in length. Available in black, paint to match. Prepackaged in OER® polytube.

1968-70 Impala/Caprice 2 door
1968 Malibu sport coupe

7755939	68-70	LH
7755938	68-70	RH



Arm Rest Base Moldings

1968-70 GM Arm Rest Moldings

Reproduction arm rest base moldings for the 16" arm rest bases on 1968-70 Impala/Caprice 2 door models and 1968 Malibu sport coupe models. These polished stainless steel moldings feature the attached retaining clip strips for installation on OER® reproduction arm rest bases. Moldings measure 14" in length. Sold as a pair. Prepackaged in OER® polytube.

Note: For OER® arm rest bases only. May require drilling of bases for installation.

K239	68-70	LH & RH
------	-------	---------



1965-67 Chrome Front Arm Rest Bases

Superb quality arm rest bases with all standard interiors. Includes a mirror like chrome finish. This reproduction is the finest available.

1965-67 Biscayne
1967 Camaro/Firebird
1966-67 Chevelle
1965-67 Corvair

K7953	65-67	LH & RH
-------	-------	---------



1962-64 Impala SS Front Arm Rest Bases

OER® reproduction of the original front door arm rest bases used on 1962-64 Impala and SS models. These reproductions are superior to any currently available.

K7949	62-64	LH & RH
-------	-------	---------



1962-67 Chevrolet/Pontiac Front Armrest Bases

Reproduction of the front armrest bases for 1962-64 Chevrolet Chevy II/Novo, Impala, 1964-67 Chevelle/El Camino and 1964-67 Pontiac GTO/LeMans/Tempel models. Manufactured in injection molded plastic and finished with brilliant chrome plating as original. Sold in a pair.

N7952 62-64 Chevy II/Novo

N7952 62-64 Impala

N7952 64-67 Chevelle/El Camino

N7952 64-67 GTO, LeMans, Tempel



1965-67 Chevrolet/Pontiac Front Armrest Bases

Reproduction of the front armrest bases for 1965-67 Chevrolet Impala/Caprice and 1965-66 Pontiac Bonneville/Grand Prix models. Manufactured in injection molded plastic and finished with brilliant chrome plating as original. Sold in a pair.

K7950	65-67	Impala/Caprice
K7950	65-66	Bonneville/Grand Prix

1962-67 Chevrolet/Pontiac Rear Armrest Bases

Reproduction of the rear armrest bases for 1962-64 Chevy II/Novo, 1962-67 Bel Air, 1964-67 Chevelle/El Camino and 1964-67 Pontiac GTO/LeMans/Tempel models. Manufactured in injection molded plastic and finished with brilliant chrome plating as original. Sold in a pair.

Note: Original ashtrays will not work with these armrest bases. Must use ashtray # N1000.

N7954 62-64 Chevy II/Novo

N7954 62-67 Bel Air

N7954 64-67 Chevelle/El Camino

N7954 64-67 GTO, LeMans, Tempel

1965-67 Chevy II/Novo Rear Armrest Bases

Reproduction rear armrest bases for 1965-67 Chevy II/Novo models. Manufactured in injection molded plastic and finished with brilliant chrome plating as original. Sold in a pair.

K6682	65-67
-------	-------

1968-70 Standard Arm Rest Base Screws

All the correct screws needed to replace both RH and LH arm rest bases for models listed. Includes six screws for a complete replacement.

1968-70 Chevelle, El Camino, Malibu
1968-69 Chevy II/Novo
1968-69 Camaro
1968-69 Bel Air, Biscayne



7768478	68-70	6 per set
---------	-------	-----------

Chevrolet/GMC Truck Arm Rest Pads

1964-66 Chevrolet/GMC Arm Rests

Reproduction arm rest pads for your 1964-66 pickup, Suburban or panel truck. The original style grain is applied to modern urethane materials for an original fit and appearance using correct OEM colors. Prepackaged in OER® bag with GM Restoration™ logo. Sold individually.



W646601




W646601	64-66	black	LH or RH
W646602	64-66	red	LH or RH

1967-71 Chevrolet/GMC Arm Rests

Reproduction arm rest pads for your 1967-71 pickup, Blazer, Jimmy, or Suburban. The original style grain is applied to modern urethane materials for an original fit and appearance using correct OEM colors. Prepackaged in OER® bag with GM Restoration™ logo.



W677102



W677101	67-71	black	LH or RH
W677102	67-71	red	LH or RH
W677108	67-71	blue	LH or RH
W677110	67-71	white	LH or RH
W677113	67-71	green	LH or RH
W677117	67-71	saddle	LH or RH
W677154	67-71	bright red	LH or RH

1972 Chevrolet/GMC Arm Rest Pads

Reproduction arm rest pads for your 1972 pickup, Blazer, Jimmy, or Suburban. The original style grain is applied to modern urethane materials for an original fit and appearance using correct OEM colors. Prepackaged in OER® bag with GM Restoration™ logo.



W72113




W72101	72	Chevrolet/GMC	black	LH
W72201	72	Chevrolet/GMC	black	RH
W72102	72	Chevrolet/GMC	dark red	LH
W72202	72	Chevrolet/GMC	dark red	RH
W72108	72	Chevrolet/GMC	blue	LH
W72208	72	Chevrolet/GMC	blue	RH
W72113	72	Chevrolet/GMC	green	LH
W72213	72	Chevrolet/GMC	green	RH
W72117	72	Chevrolet/GMC	saddle	LH
W72217	72	Chevrolet/GMC	saddle	RH

1973-76 Chevrolet/GMC Arm Rest Pads

Reproduction arm rest pads for your 1973-76 pickup, Blazer, Jimmy, or Suburban. The original style grain is applied to modern urethane materials for an original fit and appearance using correct OEM colors. Prepackaged in OER® bag with GM Restoration™ logo.



W737615



W737601	73-76	black	LH or RH
W737602	73-76	red	LH or RH
W737603	73-76	light blue	LH or RH
W737612	73-76	dark blue	LH or RH
W737617	73-76	light saddle	LH or RH
W737618	73-76	dark saddle	LH or RH
W737615	73-76	maroon	LH or RH
W737627	73-76	gray	LH or RH

1977-80 Chevrolet/GMC Arm Rest Pads

Reproduction arm rest pads for your 1977-80 pickup, Blazer, Jimmy, or Suburban. The original style grain is applied to modern urethane materials for an original fit and appearance using correct OEM colors. Sold individually.



W778012



W778001	77-80	black	LH or RH
W778002	77-80	red	LH or RH
W778003	77-80	light blue	LH or RH
W778012	77-80	dark blue	LH or RH
W778017	77-80	light saddle	LH or RH
W778018	77-80	dark saddle	LH or RH
W778015	77-80	maroon	LH or RH
W778027	77-80	gray	LH or RH

1981-91 Chevrolet/GMC Arm Rest Pads

Reproduction arm rest pads for your 1981-87 pickup and 1981-91 Blazer, Jimmy, or Suburban. The original style grain is applied to modern urethane materials for an original fit and appearance using correct OEM colors. Prepackaged in OER® bag with GM Restoration™ logo.



W8191218



W8191101	81-91	Chevrolet/GMC	black	LH
W8191201	81-91	Chevrolet/GMC	black	RH
W8191102	81-91	Chevrolet/GMC	red	LH
W8191202	81-91	Chevrolet/GMC	red	RH
W8191112	81-91	Chevrolet/GMC	dark blue	LH
W8191212	81-91	Chevrolet/GMC	dark blue	RH
W8191117	81-91	Chevrolet/GMC	light saddle	LH
W8191217	81-91	Chevrolet/GMC	light saddle	RH
W8191118	81-91	Chevrolet/GMC	dark saddle	LH
W8191218	81-91	Chevrolet/GMC	dark saddle	RH
W8191115	81-91	Chevrolet/GMC	maroon	LH
W8191215	81-91	Chevrolet/GMC	maroon	RH
W8191127	81-91	Chevrolet/GMC	gray	LH
W8191227	81-91	Chevrolet/GMC	gray	RH

GM Inner Door Handles



GM Restoration
Parts

1949-65 GM Inner Door Handle

OER® die-cast reproduction of the inner door handle for 1949-65 models. Each handle comes in OER® packaging.

1949-52 *Passenger Cars (exc. wagons)*
1953-57 *Passenger Cars*
1958 *full size (exc. Impala)*
1959 *full size (exc. Sport models)*
1960 *full size (exc. Fleet, Impala & Nomad)*
1961-64 *Biscayne & Brookwood*
1964-65 *El Camino (exc. Custom)*
1963-65 *Chevy II/Novo (standard interior)*
1963-64 *Chevelle (standard interior)*
1965 *Chevelle (deluxe interior)*

3764017 49-65 LH or RH



1960-67 Chevrolet Full Size Passenger Car Inner Door Handle

Reproduction inner door handles for various 1960-67 GM models. Die cast and chrome plated with engraved details for an authentic appearance. Sold in pairs. Prepackaged on OER® header card.

1960-61 *Nomad*
1960-67 *Impala*
1965-67 *Caprice*

K146 60-67 LH & RH



1961-64 GM Inner Door Handle

Reproduction chrome inner door handle for 1961-64 Bel Air models and Parkwood wagons, 1962-63 Chevy II models, 1964 Chevy II models with deluxe interior and 1964 Malibu models. Includes retaining clip.

4753532 61-64 LH or RH



1965-67 GM Inner Door Handle

OER® die-cast reproduction inner door handle for 1965-67 Biscayne & Bel Air, 1965-67 Chevy II/Novo, 1965-67 Chevelle, 1967 Camaro/Firebird.

4468414 65-67 LH or RH



1967 Camaro/Firebird Deluxe Inner Door Handles

GM Restoration
Parts

Reproduction inner deluxe door handles for all 1967 Camaro and Firebird models with Deluxe interiors. This item is reproduced exactly as original and features bright triple chrome plating for an authentic original appearance. Attachment screws not included.

7712036 67 LH
7712035 67 RH



1968-69 Camaro/Firebird Deluxe Inner Door Handles **ALFA** AUTHORIZED

Reproduction inner door handles for 1968-69 Camaro and Firebird models with Deluxe molded door panels. Manufactured to original specifications with correct bright chrome finish for an original appearance. Attachment screws are included. Handles are available separately or as complete assemblies with mechanisms installed. Sold in pairs.

1968-69 *Camaro* 1968-69 *Firebird*

K60089 68-69 LH & RH

1968-69 F-Body Deluxe **New!** Inner Door Handle Screw



Original style interior door handle screw for 1968-69 Camaro and Firebird models deluxe interior door handles. These zinc plated screws attach the inner door handle to the door handle mechanism. 2 required per handle, 4 required per car. Sold individually. Prepackaged in OER® polytube.

E273 68-69 F-Body



ALFA AUTHORIZED

1968-74 GM Inner Door Handle

Reproduction inner door handles for various 1968-74 models. Die cast and chrome plated as original. For LH or RH application. Sold individually, 2 required. Prepackaged on OER® header card.

1968-70 *full size (Taxi Models)*
1968-72 *Chevelle*
1968-74 *Chevy II/Novo*

7743519 68-74 LH or RH



7743521



7743520

1968-74 GM Deluxe Inner Door Handle

Reproduction inner door handles for various 1968-74 models. Die cast then chrome plated for an authentic original appearance. Comes pre-packed with OER® header card.

1968-70 *Biscayne, Bel-Air, Impala & Caprice*
1968-69 *Camaro*
1968-72 *Chevelle*
1968-74 *Chevy II/Novo*

7743521 68-74 LH
7743520 68-74 RH

GM Inner Door Handles



1968-72 GM Door Handle

Mechanism Restoration Parts

Reproduction door handle mechanisms for various 1968-72 models. Manufactured using OE materials to factory specs for an exact replica of the original and smooth operation. Officially licensed GM Restoration Parts™ product. Sold as a pair.

- 1968-69 Camaro w/standard interior
- 1968 Chevelle (exc. Malibu, Concours & SS)
- 1968-70 Bel Air, Biscayne
- 1969-70 Brookwood, Turnaman
- 1969-70 Chevelle
- 1971-72 Chevelle hardtop
- 1968-69 Firebird w/standard interior
- 1968 Pontiac Tempest w/standard interior
- 1968 Executive
- 1968 Pontiac Catalina cpe or conv. w/buckets
- 1969 Pontiac (exc. Bonneville, Grand Prix)
- 1971-72 Pontiac LeMans (exc. Luxury pkg)

K526	68-72	LH & RH
------	-------	---------



9836342

1970-74 Chevrolet/Pontiac Deluxe Die Cast Inner Door Handles

These correct reproduction inner door handles are manufactured to exact specifications for an original appearance and correct fit. Includes escutcheon and mounting bolts. Fits 1970-74 Camaro and Firebird models, 1970 Bonneville and 1970-72 Grand Prix.

9836343	70-74	LH
9836342	70-74	RH



K361

AUTHORIZED

1975-82 GM Inner Door Handle

Reproduction inner door handle assemblies for various GM models. Manufactured to original specifications for an authentic replacement.

- 1975-81 Camaro
- 1975-81 Firebird
- 1975-79 Nova
- 1978-82 Corvette

K361	75-82	LH
K362	75-82	RH



1713927



16606216

1977-96 Chevrolet Passenger Car Inner Door Handle AUTHORIZED

Reproduction inner door handle for 1977-96 full size Chevrolet models. Fits both front and rear applications.

1713927	77-90	LH
1713926	77-90	RH
16606217	91-96	LH
16606216	91-96	RH



1967 GM Inner Door Handle

OER® die-cast reproduction inner door handle for 1967 Pickup & Suburban.

4468414	67	LH or RH
---------	----	----------



AUTHORIZED

1968-72 GM Inner Door Handle

Reproduction inner door handles for various 1968-72 models. Die cast and chrome plated as original. For LH or RH application. Sold individually, 2 required. Prepackaged on OER® header card.

- 1968-72 Chevrolet/GMC Pickup
- 1968-72 Blazer/Jimmy
- 1968-72 Suburban

7743519	68-74	LH or RH
---------	-------	----------



1982-92 Camaro/Firebird Inner Door Handles AUTHORIZED

Reproduction inner door handle for 1982-92 Camaro and Firebird models. Fits both LH and RH sides. Sold individually. Prepackaged in OER® polystyube.

20220728	82-92	LH or RH
----------	-------	----------



T70643



T70644

1977-80 Chevrolet/GMC Inner Door Handles AUTHORIZED

Reproduction inner door handle for 1977-80 pickup, Blazer, Jimmy and Suburban models. Manufactured to factory specifications and designed to install and function as original. Fits both front and rear doors.

T70643	77-80	LH
T70644	77-80	RH



AUTHORIZED

1947-66 GM Truck Inner Door Handle

Reproduction inner door handle for 1947-66 pickup models. These chrome handles are designed to fit both LH or RH doors. Includes mounting screw.

OX1035	47-66	LH or RH
--------	-------	----------

GM Inner Door Handles



15597654

15597653

DER AUTHORIZED

1981-91 Chevrolet/GMC Inner Door Handles

Reproduction inner door handle for 1981-91 pickup, Blazer, Jimmy and Suburban models. Manufactured to factory specifications and designed to install and function as original. Fits front doors only.

15597653	81-91	Chevrolet/GMC	LH
15597654	81-91	Chevrolet/GMC	RH

New!



22071935



22086873

1988-94 Inner Door Handles **DER** AUTHORIZED

Reproduction inner door handle designed to replace the inner door handle for 1988-89 Chevrolet and GMC pickups, 1990-94 pickups and 1992-94 Suburban, Blazer, Jimmy and Yukon models.

1988-89 C/K Trucks

22071935	88-89	LH
22071936	88-89	RH

1990-94 C/K Trucks

22086873	90-94	LH
22086874	90-94	RH

1992-94 Suburban, Blazer, Jimmy, Yukon

22086873	92-94	LH
22086874	92-94	RH



15760298

15760297

New!

1999-07 Inner Door Handle **DER** AUTHORIZED

Reproduction inner door handles for various 1999-07 Silverado/Sierra/Escalade/Denali models. Available in black or chrome finish.

With Black Lever


15760297	99-07	LH	black
15760298	99-07	RH	black
10358997	99-07	LH	chrome
10358998	99-07	RH	chrome

New!



15708043 (with black handle)

15708043CH (with chrome handle)



Gray

Blue

Beige

Red

Brown

Chrome

1995-02 GM Truck Inner Door Handle **DER** AUTHORIZED

Reproduction inner door handles for 1995-02 GM pickups and 1995-00 Suburban, Tahoe, Yukon and Escalade models. Choice of original GM colors and available with either black or chrome lever.

With Black Lever

15708043	95-02	GM Truck	LH	gray
15708044	95-02	GM Truck	RH	gray
15708045	95-02	GM Truck	LH	blue
15708046	95-02	GM Truck	RH	blue
15708047	95-02	GM Truck	LH	beige
15708048	95-02	GM Truck	RH	beige
15708049	95-02	GM Truck	LH	red
15708050	95-02	GM Truck	RH	red
15708051	95-02	GM Truck	LH	brown
15708052	95-02	GM Truck	RH	brown

With Chrome Lever

15708043CH	95-02	GM Truck	LH	gray
15708044CH	95-02	GM Truck	RH	gray
15708045CH	95-02	GM Truck	LH	blue
15708046CH	95-02	GM Truck	RH	blue
15708047CH	95-02	GM Truck	LH	beige
15708048CH	95-02	GM Truck	RH	beige
15708049CH	95-02	GM Truck	LH	red
15708050CH	95-02	GM Truck	RH	red
15708051CH	95-02	GM Truck	LH	brown
15708052CH	95-02	GM Truck	RH	brown
748569	95-02	GM Truck	LH	chrome
748570	95-02	GM Truck	RH	chrome

GM Inner Door/Vent Window Handles

New!



15708067 (with lock hole)



15708081 (without lock hole)



Gray Blue Beige Red Brown Chrome

OER AUTHORIZED

1995-02 Inner Door Handle Bezel

Reproduction inner door handles for 1995-02 GM pickups and 1995-00 Suburban, Tahoe, Yukon and Escalade models. Choice of original GM colors. Available with lock hole (for power door locks) or without lock hole (for manual door locks).

With Lock Hole - Power Locks

15708065	95-02	LH	gray
15708066	95-02	RH	gray
15708067	95-02	LH	blue
15708068	95-02	RH	blue
15708069	95-02	LH	beige
15708070	95-02	RH	beige
15708071	95-02	LH	red
15708072	95-02	RH	red
15708073	95-02	LH	brown
15708074	95-02	RH	brown
74857195-02LHchrome			
74857295-02RHchrome			

Without Lock Hole - Manual Locks

15708079	95-02	LH	gray
15708080	95-02	RH	gray
15708081	95-02	LH	blue
15708082	95-02	RH	blue
15708083	95-02	LH	beige
15708084	95-02	RH	beige
15708085	95-02	LH	red
15708086	95-02	RH	red
15708087	95-02	LH	brown
15708088	95-02	RH	brown
748573	95-02	LH	chrome
748574	95-02	RH	chrome



1967 F-Body Vent Window Handles

Reproduction chrome vent window handles for all 1967 Camaro and Firebird models to replace your pitted or damaged originals. Set includes left and right vent window handles and 2 roll pins for installation.

KW100	67	LH & RH
-------	----	---------

New!



1967-79 Vent Window Handle Washers

This is the correct spacer used to keep the vent glass handle from making contact with the vent glass. This will keep the glass from getting damaged or scratched. Correct replacement inner and outer plastic washer for the vent window opening handle. Prepackaged in OER® polytube.

1967 Camaro	1966-67 Chevelle
1967 Firebird	1973-79 GM truck

9708138	67-79
---------	-------

New!



1962-67 Vent Window Handles

OER reproduction vent window handles for 1962-67 Chevy II/Nova and 1965-67 Chevelle models. These handles are die-cast with chrome plating and includes 2 handles, 2 spring washers, 2 O-rings and 2 roll pins for a complete replacement. Sold as a pair. Prepackaged in OER® box.

1962-67 Chevy II/Nova	
1964-65 Chevelle	
1966-67 Chevelle exc. Sport models	

K8020	62-67
-------	-------



1968-72 Chevrolet/GMC Truck Vent Window Handles **OER AUTHORIZED**

Reproduction chrome vent window handles for all 1968-72 Chevrolet and GMC truck models to replace your pitted or damaged originals. Sets include 1 window handle and installation hardware.

CX1524	68-72	LH
CX1525	68-72	RH



1980-91 Chevrolet/GMC Truck Vent Window Handle **OER AUTHORIZED**

Reproduction of the vent window handle for various 1980-91 Chevrolet and GMC truck models. Manufactured with bright chrome finish, these handles include all the necessary hardware for a complete replacement. Prepackaged in OER® box.

1980-86 GK	1987-91 RV
------------	------------

15617125	80-91	LH
15617126	80-91	RH



Interior Door Handle/Window Crank Removal Tool for GM Vehicles

Handy tool for the removal of all clip-type window cranks and inner door handles. Can be used for most GM vehicles from 1964-81.

T16000

GM Inner Window Handles



1947-66 Chevrolet/GMC Truck Window Crank Handle OER AUTHORIZED

Reproduction of the window crank handle for all 1947-66 Chevrolet and GMC truck models. Manufactured with a black knob and bright chrome finish as original.

OX1505 47-66



1953-64 Chevrolet Window Handle

Reproduction window crank for various 1953-64 Chevrolet models. Die-cast, chrome plated and features a black knob for an authentic appearance. Can be used for front or rear window. Sold individually.

- 1953-57 150
- 1958 Delray
- 1959 Biscayne & Bel Air
- 1960 Biscayne, Fleet & Bel Air
- 1961 Biscayne & Fleet
- 1962-64 Biscayne
- 1963-64 Chevy II
- 1963-64 Chevelle (standard interior)

GM Restoration Parts

4619388 53-64



1953-64 Chevrolet Vent Window Handle

GM Restoration Parts

Reproduction vent window crank for various low-optioned 1953-64 Chevrolet models. Die-cast, chrome plated and features a black knob for an authentic appearance. Sold individually.

- 1953-57 150
- 1958 Delray
- 1959 Biscayne & Bel Air
- 1960 Biscayne, Fleet & Bel Air
- 1961 Biscayne & Fleet
- 1962-64 Biscayne

4619386 53-64



1953-60 Chevrolet Window Handle

Reproduction window crank for various 1953-60 Chevrolet models. Die-cast, chrome plated and features a black knob with chrome insert for an authentic appearance. Can be used for front or rear window. Sold individually.

- 1953-57 Bel Air & 210
- 1958 Biscayne,
- 1958 Bel Air,
- 1958 Brookwood & Nomad
- 1959-60 Impala & Nomad

4619387 53-60

1953-60 Chevrolet Vent Window Handle

GM Restoration Parts

Reproduction vent window crank for various 1953-60 Chevrolet models. Die-cast, chrome plated and features a black knob with chrome insert for an authentic appearance. Sold individually.

- 1953-57 Bel Air & 210
- 1958 Biscayne, Bel Air, Brookwood & Nomad
- 1959-60 Impala & Nomad

4619385 53-60



1961-64 Chevrolet Window & Vent Handle

GM Restoration Parts

Reproduction window and vent window crank handles for various 1961-64 Chevrolet models. Die cast and chrome plated with black knob as original. For LH or RH application. Prepackaged on OER® header card.

- 1961-63 Bel Air & Impala
- 1964 Bel Air, Impala & Super Sport
- 1963-64 Chevy II/Nova
- 1963-64 Malibu

4807924 61-64 vent window LH or RH
4807923 61-64 door window LH or RH



1963-64 Corvette Window & Vent Handle

GM Restoration Parts

Reproduction window and vent window handle for 1963-64 Corvette. Die cast and chrome plated with chrome knob as original. For LH or RH application. Sold individually. Prepackaged on OER® header card.

4775786 63-64 vent window LH or RH
4753531 63-64 door window LH or RH



1965-66 Chevrolet Window & Vent Handle

GM Restoration Parts

Reproduction window and vent window crank handles for various 1965-66 Chevrolet models. Die cast and chrome plated with chrome knob as original. For LH or RH application. Prepackaged on OER® header card.

- 1965-66 Impala
- 1965-66 Caprice
- 1965-66 Corvette
- 1965-66 Chevelle w/deluxe

4468653 65-66 vent window LH or RH
4468651 65-66 door window LH or RH



1967 Chevrolet Full Size Passenger Car Window & Vent Handle

OER AUTHORIZED

Reproduction window and vent window crank handles for 1967 Chevrolet full size passenger car, Chevrolet/GMC truck and Corvette models. Manufactured as original with a chrome finish, swirl pattern and black knob. Sold individually.

81731 67 vent window LH or RH
14036 67 door window LH or RH

GM Inner Window Handles



K037597



K348200

1967-90 GM Standard Door Window Handle

Reproduction window crank handles for various 1967-90 models. Die cast and chrome plated and available with black or clear knob as original. Includes clip. For LH or RH application. Prepackaged on OER® header card.

1967-81 Camaro w/Standard Interior
1967-81 Firebird w/Standard Interior
1968-90 Impala/Fall Size Passenger Car Models
1965-79 Chevy II/Novo
1967-72 Chevelle

K037597	67-90	with clear knob
K348200	67-90	with black knob



20037597



20348200

1967-69 Camaro/Firebird Deluxe Window Handle

Reproduction window crank handles for 1967-69 Camaro and Firebird models with Deluxe interior. Die cast and chrome plated and available with black or clear knob. Includes clip. For LH or RH application, sold individually. Prepackaged on OER® header card.

1967-69 Camaro w/Deluxe Interior
1967-69 Firebird w/Deluxe Interior

20037597	67-69	with clear knob
20348200	67-69	with black knob



1977-80 Chevrolet/GMC Truck Window Crank Handle OER AUTHORIZED

Reproduction window crank handle for 1977-80 Chevrolet and GMC truck models. Features correct black color with silver accents as original. Prepackaged in OER® polytube.

458030	77-80
--------	-------



1982-82 Camaro/Firebird Window Crank Handle OER AUTHORIZED

Reproduction window crank handle for 1982-92 Camaro and Firebird models. Includes mounting clip. Prepackaged in OER® polytube.

KW0001	82-92
--------	-------



1981-94 Chevrolet/GMC Truck Window Crank OER AUTHORIZED

Reproduction window crank handle for 1981-94 Chevrolet and GMC truck models. Manufactured with bright chrome finish and black knob with a silver center as original. Prepackaged in OER® box.

1981-86 pickup (old style)
1990-94 pickup (new style)
1982-94 Suburban, Crew Cab (front or rear)
1983-94 full size Blazer/Jimmy (front only)
1982-94 S10, S15 (all)

14030586	81-94
----------	-------

New!



15588093



15692241

1985-05 GM Truck/SUV Window Crank

OER® Authorized reproduction window crank handle for the various GM truck models listed. Features a gloss or flat black finish as original.

Gloss Finish

1988-89 Chevrolet C/K
1988-89 GMC C/K
1985-94 Chevrolet S10
1985-94 Chevrolet S10 Blazer
1985-05 Chevrolet Astro van
1985-05 GMC Safari van
1991 GMC Cyclone
1992-93 GMC Typhoon
1991-94 Oldsmobile Bravada
1985-90 GMC S15
1985-91 GMC S15 Jimmy

Flat Finish

1995-02 Chevrolet C/K (frt)
1995-02 GMC C/K (front)
1995-02 Chevrolet C/K Crew Cab (rear)
1995-02 GMC C/K Crew Cab (rear)
1995-00 Suburban (front or rear)
1995-00 Tahoe/Yukon (front or rear)
1999-00 Cadillac Escalade

15588093	85-05	gloss finish
15692241	95-02	flat finish

1955-87 GM Window Crank Handle Spring

Reproduction window crank handle spring for most 1955-87 GM models. This spring mounts between the window regulator and door panel. Designed and manufactured to factory specifications for authenticity. Sold individually.



4078002	55-87
---------	-------

1947-81 GM Window Handle Plastic Washer Plates

Reproduction window handle washer plate for most 1947-81 GM models without power windows. Manufactured in plastic as original, this plate prevents the window crank handle from damaging the door panel when the handle is turned.



20393850	47-81
----------	-------

1947-92 GM Interior Handle "C" Clip OER AUTHORIZED

Reproduction door and window crank handle C-clip retainer for various GM models. Designed to secure the door handle or window crank handle onto the door mechanism or window regulator shaft. Prepackaged in OER® polytube.



1967-92 Camaro
1967-92 Firebird
1958-87 Impala/Caprice
1968-74 Nova
1955-57 Tri-five
1947-76 Truck

A8886	47-92
-------	-------

Reproduction GM Kick Panels

Restoration Parts



K484



8729022



9614815



9614814

1967-69 Camaro/Firebird Inner Kick Panels

OER® reproduction of the original kick panels for 1967-69 Camaro and Firebird. Inner kick panels are manufactured to original factory specifications and include the fresh air vent grills, inner vent flap door and the vent door lever and knob. We are offering the kick panels for models with or without air conditioning. Available in black only (paint as required). Prepackaged in OER® box featuring the GM Restoration Parts™ logo.

7664685	67-68	Camaro	LH	with AC
7664684	67-68	Camaro	RH	with AC
K485	67-68	Camaro	LH	without AC
K484	67-68	Camaro	RH	without AC
8729023	69	Camaro	LH	with AC
8729022	69	Camaro	RH	with AC
8752667	69	Camaro	LH	without AC
8752666	69	Camaro	RH	without AC
7664685	67-68	Firebird	LH	with AC
7664684	67-68	Firebird	RH	with AC
K485	67-69	Firebird	LH	without AC
K484	67-69	Firebird	RH	without AC
8729023	69	Firebird	LH	with AC
8729022	69	Firebird	RH	with AC



9816747

9816746

1970-81 Camaro/Firebird Kick Panels

Restoration Parts

Reproduction kick panels for 1970-81 Camaro/Firebird models. Manufactured to original factory specifications. Available in black only (paint as required). Prepackaged in OER® box featuring the GM Restoration Parts™ logo.

9816729	70-81	Camaro/Firebird	LH	without AC
9816728	70-81	Camaro/Firebird	RH	without AC
9816747	70-81	Camaro/Firebird	LH	with AC
9816746	70-81	Camaro/Firebird	RH	with AC

1965-67 Chevy II/Nova Kick Panels

Reproduction kick panels for 1965-67 Chevrolet Chevy II/Nova models. This OER® reproduction is manufactured to original factory specifications.

1965-67 Chevy II/Nova Kick Panels

4476646	65-67	Chevy II/Nova	LH	black
4476645	65-67	Chevy II/Nova	RH	black

1969-79 Nova/X-Body Kick Panels

Reproduction kick panels for 1969-79 Chevrolet Nova, Pontiac Ventura, Buick Skylark and Oldsmobile Omega without factory air conditioning.

Note: 1969 models for use with or w/o AC.

1969-79 Nova/X-Body Kick Panels

9614815	69	Nova	LH	black - w/ or w/o AC
9614814	69	Nova	RH	black - w/ or w/o AC
9614815	70-79	X-body	LH	black - without AC
9614814	70-79	X-body	RH	black - without AC
9882391	70-79	Nova	LH	black - with AC
9882390	70-79	Nova	RH	black - with AC

1967-81 GM Kick Panel Vacuum Actuator Cover

Restoration Parts

Reproduction of the original vacuum actuator cover for 1967-81 F-body and 1970-79 X-Body models with factory air conditioning. This cover mounts to the side of the kick panel and covers the area where the vacuum actuator is mounted. Prepackaged in OER® polytubing featuring the GM Restoration Parts™ logo.



3940283

3895954

1967-81 Camaro/Firebird

3895954	67-68	with AC
3940283	69	with AC
3967980	70-81	with AC

1970-79 X-Body

331910	70-79	with AC
--------	-------	---------

1967-69 F-Body Kick Panel AC Actuator Cover Screws




Replacement kick panel AC actuator cover screw set for 1967-69 Camaro models with air conditioning. Set of 4 screws is for passenger side only. Prepackaged in OER® polytube.

A9600157	67-69	set of 4
----------	-------	----------

GM Kick Panel Components

1965-81 GM Kick Panel Cable and Housing

OER® reproduction of the kick panel cables and housings will replace the non-working or missing original. Each housing is designed to install in non-air conditioned models only and will not fit AC kick panels. 1965-68 models only require 2 cables and the 1969-81 models require 4 cables. Packaged in OER® poly-tube bag.



1965-74 Chevy II/Nova without AC

K4008	65-67	2 cables
K4007	68-74	2 cables

1967-81 Camaro/Firebird without AC

K4006	67-68	2 cables
K4012	69	4 cables
K4011	70-81	4 cables

1967-81 Camaro/Firebird Kick Panel Vent Vacuum Actuator

Reproduction of the vacuum actuator canister and mounting bracket for 1967-81 Camaro and Firebird models with factory air conditioning. The actuator is required to allow the kick panel vent unit to open and close allowing circulation to the floor. Prepackaged in OER® polytubing featuring the GM Restoration Parts™ logo.



3895927	67-69	Camaro/Firebird
3967981	70-81	Camaro/Firebird

1967-69 F-Body AC Actuator Screws **New!**

Reproduction screws to mount the AC actuator behind the passenger side kick panel on 1967-69 Camaro and Firebird models with air conditioning. The actuator is required to allow the kick panel vent unit to open and close allowing circulation to the floor. Prepackaged in OER® polytube.



A9600173	67-69	F-Body
----------	-------	--------

1968-81 GM Kick Panel Cable Clip

This reproduction replaces the retainer clip where the vent operating cable attaches to the kick panel. Fits all 1968-81 Camaro, Firebird, Impala/full size, and 1968-79 Nova models. Prepackaged in an OER® poly bag.



7783546	68-81	GM
---------	-------	----

1969 F-Body Kick Panel Cable and Housing with AC

OER® reproduction of the original kick panel cable and housing will replace the non-working or missing original. Each housing is designed to install in air conditioned models only and will not fit non-AC kick panels. Cables lengths for RH and LH are different. Sold in Pairs.

3949800	69	Camaro/Firebird
---------	----	-----------------



1965-81 Chevrolet/Pontiac Air Flow Control Cable

Reproduction of the air flow control cable with housing and chrome knob for use on the models listed below.




1965	Chevy II/Nova, LH	1980-81	Camaro
1965-66	full size Chevrolet, LH/RH	1968	Pontiac A-body, LH/RH
1969-70	full size Chevrolet w/AC, LH	1969-70	Pontiac B-body w/o AC, LH/RH
1969-70	Chevelle Spt Cpe & Conv	1969-72	Pontiac A-E G-body w/o AC, LH/RH
1969-70	Camaro w/o AC, LH	1972-75	Firebird w/o AC, LH/RH
1971-75	Camaro w/o AC, LH/RH	1976-81	Firebird
1976-79	Camaro w/o AC		

8756278	65-81	Chevrolet/Pontiac
---------	-------	-------------------

1958-72 GM Kick Panel Speaker Grills

These speaker grills are for 1967-69 F-body, 1963-72 Nova and 1958-63 B-body kick panels. Each speaker grill is an exact duplicate of the original factory offered grill. The interior will remain original in appearance when these high quality speaker grills are installed.



1958-63	Chevrolet full size
1963-72	Chevy II/Nova
1967-69	Camaro/Firebird

H027	58-72	GM
------	-------	----

1968-72 Chevelle Kick Panel Insulation

OER® reproduction kick panel insulation for 1968-72 Chevelle models. These panels are die cut from thick jute insulation. Sold in pairs.



K642	68-72	Chevelle
------	-------	----------

New!



1955-63 Sun Visor Support Brackets

Each die-cast sun visor bracket is manufactured exactly as original. Finished in high quality polished chrome plating for the ultimate in appearance and functionality. Prepackaged in OER® chipboard box.

Note: 1955-58 models for use with sedan and hardtop models only. 1959 models not cosmetically correct, but will fit and function as original. Not for use on convertibles.

Chevrolet Passenger Car

4650306 55-57 exc. convertible

Full Size & Sedan

4650306 58 exc. convertible

748563 59-63 hardtop/sedan

El Camino

748563 59-60 El Camino

1967-69 F-Body Sun Visor Support

Sun visor supports for 1967-69 Camaro and Firebird coupe models. This reproduction is manufactured with brightly polished chrome and can be installed on either LH or RH sides. OER® sun visor supports include 4 mounting screws per support.

Note: The OER® application will work on both sides without modifications.

7790753 67-69 coupe

1970-78 GM Sun Visor Supports

These reproduction sun visor supports are designed to replace the originals on 1970-78 Camaro and Firebird models, 1974-78 Nova, Skylark, Omega and Ventura models. Can be installed on either LH or RH side. 2 required per vehicle.

Camaro/Firebird

20057366 70-78 2 required

Nova/GM X-Body

20057366 74-78 2 required

1982-92 F-Body Sun Visor Supports

These reproduction sun visor supports are designed to replace the originals on 1982-92 Camaro and Firebird models.

Available for models with or without T-Tops. Can be installed on either LH or RH side. 2 required per vehicle.

20424243 82-92 with T-Tops

20370436 82-92 without T-Tops

1965-81 GM Sun Visor Screws

Set includes the correct 3 reproduction screws to mount the sun visor support and the 1 tension screw for the sun visor. Designed to function on reproduction or original sun visor brackets.

1965-81 Impala/full size Chevrolet

1967-69 Camaro/Firebird

1965-73 Chevy II/Nova

C1120 65-81 4 piece set

C1121 65-81 tension screw only

1967-69 Camaro/Firebird Sun Visor Nylon Tip and Bushing Set

Replace your old sun visor tips with these excellent quality reproductions! Set includes 2 rubber sun visor tips and 2 plastic sleeves. Prepackaged set includes OER® header card.

K624 67-69

1967-69 F-Body Inner Rear Lower Headliner Trim Metal

Reproduction inner rear corner metal trim used with all 1967-69 Camaro and Firebird models. Produced in steel and formed to fit exactly as original. Located in rear inner corner section where the seat shell and headliner meet. (paint as desired).

K4351 67-69

1968-72 Chevelle/Nova/Impala Headliner Bow Support Clip Set

Originally used for 1968-72 models, these clips are essential for keeping headliner bows in the correct location on sedans. Each vehicle requires 6 clips. Sold in sets of 6. Prepackaged with OER® header card.

1968-72 Nova

1968-72 Chevelle - Sedan, Sport Coupe

1969-70 Passenger - Sedan, Sport Coupe

K563 68-72 6 piece set

1967-74 F-Body Headliner Bow Clips

OER® reproduction headliner clip sets for 1967-74 F-Body models. These clips are injection molded nylon as original. Sold in sets of 4 for 1967-69 models and sets of 16 for 1970-74 Camaro and Firebird models. The 1970-74 clips can also be used to retrofit a bow tie headliner into a 1974-81 F-Body originally equipped with a board tie headliner.

K667 67-69 4 piece set

K591 70-74 16 piece set

1955-66 Coat Hanger Hook

Quality reproduction coat hanger hook for the GM models listed. Manufactured from chrome plated steel for an authentic appearance. Includes mounting screws. Prepackaged in OER® polytube.

1955-57 Bel Air, 210, 150

1958-66 Impala, Bel Air, Biscayne

1962-66 Chevy II/Nova

1964-66 Chevelle

CX1873 55-66 with screws

1967-72 GM Coat Hanger Hooks

Coat hanger hooks are located in the rear inner section of the interior for hanging coats, clothes, dry cleaning etcetera. Sold as a pair, includes screws.

1967-72 Nova

1967-72 Camaro

1967-72 Firebird

1967-72 Impala/Full-Size B-Body Chevrolet

C442 67-72

1973-81 Coat Hanger Hook

Quality reproduction coat hanger hook for the GM models listed. Manufactured from premium materials, they feature the correct size, shape and grain for an authentic appearance. Prepackaged in OER® polytube.

1973-81 Camaro 1973-81 Firebird 1973-79 Nova

1673506 73-81

GM Headliner and Upholstery Tool

This tool helps you to evenly tug the excess materials into the correct channels without damaging the headliner, giving your finished job a clean, professional look. Easy to use around curves and near corners.

A7672

Each molding is an exact reproduction of the original



1967-69 F-Body Interior Side Headliner Moldings



The moldings that attach the headliner to the inner roof structure have been some of the hardest parts to locate! OER® carries side sealing strips for 1967-69 Camaro and Firebird models. Each molding is an exact reproduction of the original, featuring steel inserts where required. Black only, paint to match desired color.

K853	67	F-Body
K854	68-69	F-Body



1968-69 Firebird Inner Roof Rail Moldings

New!

OER® reproduction deluxe interior upper headliner roof line molding designed for 1968-69 Firebird models that featured deluxe interior. These stamped aluminum reproductions are designed to replace the original moldings and includes the correct mounting clips for a complete replacement. Sold as a pair. Prepackaged in OER® polytube.

748560	68-69	Firebird
--------	-------	----------



1967-69 F-Body Rear Window Inner Trim Moldings



Reproduction of the original inner rear trim moldings for 1967-69 Camaro/Firebird coupe models. The molding installs on the upper section of the rear window where the headliner meets the rear window. 1967-68 includes the RH, LH and center trim cap. 1969 is one piece. Black only, paint to match desired color.

Note: *Includes center trim cap.

K887	67-68	3 piece set
K887A	67-68	center trim cap only
K852	69	1 piece

1970-73 F-Body New! Headliner Trim



Reproduction of the front and rear inner headliner trim molding for 1970-73 Camaro and Firebird models. Installs on the inner upper windshield section where the headliner meets the windshield. Manufactured using correct materials and in the proper configuration.

P85690	70-73	front
P85692	70-73	rear



1962-67 Chevy II/Nova Upper Windshield Trim Moldings

Exact duplicate of the original interior trim molding that installs between the windshield and the headliner. Acts as a headliner trim molding. Available in black only. Prepackaged in OER® box.

K414	62-67	Chevy II/Nova
------	-------	---------------




K884 67 F-Body

1967-69 F-Body Upper Inner Windshield Trim



A superb reproduction Camaro/Firebird inner windshield trim molding which installs on the inner upper windshield section where the headliner and windshield meet. The material used is correct and the configuration is exactly as original. Black only, paint to match desired color.

K884	67	F-Body
K885	68	F-Body
K886	69	F-Body



1967 interior headliner molding kit

1967-69 F-Body Interior Headliner Molding Kits

The moldings that attach the headliner to the inner roof structure have been some of the hardest parts to locate! OER® manufactures all the interior headliner moldings for 1967-69 Camaro and Firebird models. Each molding is an exact reproduction of the original featuring steel inserts where required. Sold in complete sets which include windshield, rear glass and side moldings.

R24667	Camaro/Firebird/piece
R24768	Camaro/Firebird/piece
R34549	Camaro/Firebird/piece




K415

1966-67 Chevy II/Nova Rear Window Trim Moldings

New!

Reproductions of the rear window interior trim moldings for 1966-67 Chevy II/Nova 2 door hardtop and 2/4 door sedan models. Each 7 pc. hardtop set includes the moldings for the upper section, upper corners, side vertical moldings and lower corners. The 3 pc. sedan set has the 2 upper pieces and the center connector. Available in black only. Prepackaged in OER® box.

K415	66-67	hardtop (7 pc.)
K6010	66-67	sedan (3 pc.)



GM353

Detail of color coded bows

1961-78 GM Headliner Bows

Reproduction headliner bows are specifically manufactured to eliminate problems associated with missing or bent originals. Bows install onto inner roof panel and secure the headliner to the inner roof panel. These reproduction bows feature correct dimensions and contours. Select bows are color coded for easy identification when installing. Installation instructions are included. Each complete set of bows comes prepackaged in OER® polytube.

1961-68 Impala

GM359	1961-62	bubble top
GM363	1962	2 dr hardtop
GM360	1963-64	2 dr sedan
GM362	1963-64	4 door hardtop
GM361	1965-66	fast back
GM364	1967-68	fast back

1962-72 Chevy II/Nova

GM352	1962-64	2 dr sedan
GM353	1962-65	2 dr hardtop
GM357	1965	2 dr sedan
GM354	1966-67	2 dr sedan
GM355	1966-67	2 dr hardtop
GM356	1968-72	2 dr sedan

1967-78 F-Body

GM350	1967-69	5 piece set
GM351	1970-78	5 piece set

1968-72 Chevy II/Nova Inner Rear Lower Headliner Corner Trim Molding

Quality reproduction of the 1968-72 Chevy II/

Nova inner rear lower headliner corner trim molding. These injection molded plastic pieces include 2 chrome phillips head mounting screws.



K916	68-72	Chevy II/Nova
------	-------	---------------

GM Inner Rear View Mirrors



GM Restoration Parts

1958-66 GM Inner Rear View Mirror

Reproduction inner rear view mirror designed to replicate the original in every detail. Each mirror features a crisp stamping with a highly polished stainless steel finish offering a superb quality appearance. Featured the correct "Guide" marking, as original, and includes chrome mounting screw and bushing. Prepackaged in OER® chipboard box with GM Logo.

1958	Bel Air	1958-61	Nomad
1958-66	Impala	1958-66	Chevrolet Station Wagon
1963-66	Corvette	1959-66	Caprice

910453 58-66



GM Restoration Parts

1962-71 GM 8" Inner Rear View Mirror

Reproduction chrome backed mirror found on 1967-69 Camaro and Firebird models. Each mirror is manufactured to exact specifications featuring a bright mirrored chrome casing. Features correct "Guide" lettering. Includes mounting bushing. Mounting screw not included. For mounting screw use # 565842.

1962-67	Chevy II/Novo	1965-71	Truck
1964-67	Chevelle	1967-69	Camaro
1965-67	Impala	1967-69	Firebird
1965-67	Caprice		

916177 62-71



GM Restoration Parts

1961-72 GM 10" Inner Rear View Mirror

Reproduction of the chrome backed mirror with bright, mirror like chrome finish and "Guide" markings. Includes mounting bushing. Mounting screw not included. For mounting screw use # 565842.

1961-69	Pontiac	1969	Camaro
1962-67	Full Size B-body	1970-72	Novo
1964	Chevelle (Standard)	1971-72	Pontiac X-body
1967-69	Firebird		

911366 61-72



GM Restoration Parts

1969-72 GM 12" Inner Rear View Mirror

Reproduction 12" inner day/night mirror for 1969-70 full size Chevrolet models and 1969-72 Chevelle models without the map light option. Features correct "Guide" lettering and bright mirror-like chrome finish on the casing as original. Includes mounting screw and bushing.

911581 69-72 Impala / Chevelle



GM Restoration Parts

1970-82 GM Inner Rear View Mirror

Correct replacement mirror designed to attach to the windshield. These quality reproduction mirrors also include the windshield mounting bracket for a complete installation. Bracket is also available separately. This standard style mirror can be installed on models with standard or deluxe interiors.

Note: Some models were equipped with mirrors with a black finished back. This mirror can be painted to duplicate the original finish.

1970-81	Camaro	1970-81	Firebird
1973-79	Novo	1978-81	Monte Carlo
1978-81	Malibu	1978-81	El Camino
1980-81	Impala	1980-81	Caprice
1973-80	Chevy/GMC Pickup	1973-82	Chevy/GMC Van
1973-81	Suburban	1973-81	Blazer

911582 70-82 mirror

AG002 70-92 windshield mounting bracket



GM Restoration Parts

1973-86 GM Inner Rear View Mirror

Reproduction 10" chrome backed day/night inner rear view mirror for various GM models. Features chrome housing, black rubber cushion edge and black arm support. Prepackaged in OER® box.

1982-86	Camaro	1978-81	Malibu
1982-86	Firebird	1978-81	El Camino
1973-79	Novo	1978-81	Monte Carlo
1973-80	GM truck		

918583 73-86

GM Inner Rear View Mirror Brackets



K34W

K22B

K25B

K24B

1967-69 Camaro/Firebird Inner Rear View Mirror Bracket Boot

Reproduction rear view mirror bracket boot which applies directly over the mirror bracket and acts as trim piece to hide the upper portion of the bracket.

Convertible

K34W	67	gray
K34B	67	black
K22B	68-69	black

Coupe

K25B	67	black
K24B	68-69	black

New!



1955-57 Inner Mirror Bracket

OER® reproduction inner rear view mirror bracket for 1955-57 Chevrolet hardtop and sedan models. Manufactured as the original using high quality die cast zinc, which is polished and followed up with excellent quality chrome plating. Includes installation screws. Prepackaged in OER® box.

1F125036 55-57



4873289

4867668

1962-65 Chevy II/Nova Rear View Mirror Bracket

Reproduction rear view mirror bracket/visor support for 1962-65 Chevy II/Nova models. Each bracket is manufactured to factory specifications and features a chrome finish as original. Prepackaged in OER® chipboard box.

*Note: *Not for use on sport coupe models.*

4873289 62-63 convertible

4867668* 62-65 sedan & wagon

1966-67 Chevy II/Nova Inner Mirror Bracket

Reproduction inner mirror bracket has a bright chrome finish and includes the mirror fastening screw. 6-1/8" long, 3 hole mounting. Prepackaged in OER® box.

4873295 66-67 Chevy II/Nova



1968-72 GM Inner Rear View Mirror Bracket

OER® reproduction inner mirror brackets for all 1968-72 models. Brackets are triple chrome plated with correct mounting holes for easy installation.

1968-69 Camaro Sport Coupe
1968-69 Firebird
1968-70 Nova Sedan
1971-72 Nova 4 Door
1968-70 Chevelle 2 Door Exc. Wagon/El Camino
1968-69 Chevelle Sedan
1971-72 Chevelle Malibu
1971-72 Monte Carlo

8752692 68-72



1961-64 Chevrolet Full Size Inner Rear View Mirror Bracket

OER® reproduction inner rear view mirror bracket for 1961-64 full size models except convertibles and sport sedans. Chrome or satin finish.

4810348

4810348 61-64 chrome

4810348P 61-64 satin



1965-66 Impala Inner Rear View Mirror Bracket

OER® reproduction of the inner rear view mirror bracket for 1965-66 Impala sport models. Chrome finish.

4482131 65-66 Impala



7729476

9711724

7740300

1967-69 GM Inner Rear View Mirror Brackets

OER® reproduction inner mirror brackets for all 1967-69 Camaro/Firebird coupe and convertible models. All brackets are triple chrome plated with correct mounting holes for easy installation.

1967-69 Camaro
1967-69 Firebird

7729476 67 coupe

9711724 67 convertible

7740300 68-69 convertible

1954-76 GM Rear View Mirror Bushing

Reproduction mirror mounting bushing installs in the mirror stem where the screw for the mounting bracket and the mirror meet. Prepackaged in OER® polytube.

1967-68 Camaro 1967-76 Firebird
1958-64 full size 1962-65 Chevy II/Nova
1964-65 Chevelle 1963-76 Corvette
1965-71 Truck 1960-68 Corvair
1954-69 Oldsmobile (exc. Toronado)

565801 54-76



1958-76 GM Inner Mirror Screw

This is an original style mounting screw for use with all standard inner rear view mirrors. Features a chrome recessed head.

1967-69 Camaro
1967-69 Firebird
1962-72 Chevy II/Nova
1958-70 full size cars
1960-66 Chevrolet/GMC Trucks
1964-72 Chevelle/El Camino
1960-76 Corvair
1960-65 Corvair
1971-72 GMC Sprint

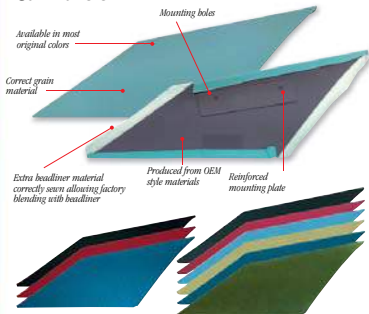
565842 58-76



GM Sail Panel/Dome Lamp Parts

1967-69 Camaro/Firebird Rear Inner Sail Panels

OER AUTHORIZED



1967 Camaro/Firebird Rear Inner Sail Panel Colors



1967

EM67101	67	black	line dot vinyl
EM67102	67	red	line dot vinyl
EM67103	67	lt blue	line dot vinyl
EM67104	67	brt blue	line dot vinyl
EM67105	67	gold	line dot vinyl
EM67106	67	turquoise	line dot vinyl
SP1	67	panel	w/o material

1968-69 Camaro/Firebird Rear Inner Sail Panel Colors



1968-69

EM68101	68-69	black	Bedford ribbed vinyl
EM68102	68-69	red	Bedford ribbed vinyl
EM68109	68-69	ivy gold	Bedford ribbed vinyl
EM68108	68	med blue	Bedford ribbed vinyl
EM68155	68	teal blue	Bedford ribbed vinyl
EM68110	69	white	Bedford ribbed vinyl
EM68112	69	dk blue	Bedford ribbed vinyl
EM68113	69	dk green	Bedford ribbed vinyl
SP1	68-69	panel	w/o material



1962-67 GM Quarter Dome Lamp Lens & Bezel Kit

Correct reproduction quarter dome lens kit for 1962-66 Impala and 1967 Camaro models with deluxe interior. Includes lenses, bezels, sockets and bulbs for a complete replacement. Prepackaged in OER® box.

1962-66 Impala
1967 Camaro with deluxe interior

R357 62-67



1962-70 GM Dome Lamp Lens & Bezel Kit

Correct reproduction dome lamp lens, base and screws. Kit with wiring also available.

1962-67 Chevy II/Novra with deluxe interior (except conv.)
1964-67 Chevelle (except convertible, El Camino)
1968-70 Chevy II/Novra (all)
1967-69 Camaro

R356 62-70 w/o wiring
R356A 62-70 with wiring

GM Dome/Courtesy Lamp Parts

1962-67 GM Quarter Lamp Lens

Correct reproduction injection molded quarter dome lens for 1962-66 Impala and 1967 Camaro models with deluxe interior. Sold individually. 2 required.



1962-66 Impala
1967 Camaro with deluxe interior

K585 62-67

1962-67 GM Quarter Lamp Bezels

Correct reproduction quarter dome lamp bezels for 1962-66 Impala and 1967 Camaro models with deluxe interior. These die cast bezels are manufactured as original and feature bright triple chrome plating. Sold individually. 2 required



1962-66 Impala
1967 Camaro with deluxe interior

K586 62-67

1962-67 GM Quarter Lamp Socket

Correct reproduction quarter dome lamp sockets for 1962-66 Impala and 1967 Camaro models with deluxe interior. Exact reproduction of the original socket necessary for bulb insert. 2 required. Sold individually.



1967 Camaro with deluxe interior
1962-66 Impala

4234956 62-67 2 required



1962-70 GM Dome Lamp Base

Correct reproduction dome lamp base with a high polished mirrored-like appearance. Prepackaged in bag with OER® header card featuring the GM Restoration Parts™ logo.

1962-67 Chevy II/Nova w/deluxe interior (except conv.)
1964-67 Chevelle (except convertible, El Camino)
1968-70 Chevy II/Nova (all)
1967-69 Camaro



4866918 62-70



1962-70 GM Interior Dome Light Lens

Correct reproduction dome lamp lens. Prepackaged in OER® box.

1967-69 Camaro
1962-70 Chevy II/Nova
1965-67 Chevelle and other models

K35 62-70



1969-76 GM Dome Lamp Lens

Reproduction round dome lens. Prepackaged in bag with OER® header card.

1970-76 Camaro
1969-76 Firebird
1971-76 Impala, Caprice (except convertible)
1971-76 Chevelle, Malibu (exc. El Camino)
1971-76 Nova
1971-74 Vega
1971-76 Monte Carlo

8732777 69-76



1970-90 GM Dome Lamp Base

OER® offers this OE type replacement that is manufactured and designed to duplicate the original early style dome lamp base. Fits the OER® dome lens (8732777) like a glove! The current GM service replacement base is not correct for the early models. Prepackaged in OER® box. For use on the following models:

1971-90 Impala, Caprice (except convertible)
1971-81 Chevelle, Malibu (except El Camino)
1970-81 Camaro
1971-74 Vega
1971-79 Nova
1971-81 Monte Carlo

20030351 70-90



20277539



20191635

1982-92 Camaro/Firebird Dome Lamp Parts

Reproduction dome lamp bezel and lens for 1982-92 Camaro and Firebird models. Manufactured to factory specifications to replace the standard dome lamp components for the models listed.

Camaro

1982-85 all
1986-89 w/o dome reading/map lamps
1990-92 all

Firebird

1982-85 all
1986-87 w/o dome reading/map lamps
1988-92 all

20277539 82-92 bezel

20191635 82-92 lens



1962-81 GM Under-Dash Courtesy Lamp Brackets

Reproduction brackets which were installed under the dash and housed the courtesy light sockets. For use on the models listed below.

1962-63 ChevyII/Nova
1967-81 Camaro
1965-66 full size Chevrolet SS & Convertible
1967-68 full size Chevrolet, exc. SS & Convertible
1967-68 Caprice
1967-69 Impala, exc. Convertible
1967-70 Chevelle
1967-79 ChevyII/Nova
OE # 3935929

K387 62-81

Reproduction Dash Pads from OER®


OER® manufactures the highest quality reproduction dash pads available! Whether you choose from the dash pads that are manufactured with urethane materials or from our selection of more authentic vinyl wrapped dashes for an original appearance and fit, all of our padded dashes are re-created to match original dimensions and feature the correct original grain. OER® Dashes come packaged with correct screws, washers and instructions for quick and easy installation. Our new vinyl wrapped dash features an injection molded vinyl skin in correct grain just like the original GM dash pad. Factory style stitching is also incorporated into the dash making it the most superb reproduction available. Our urethane dash pads are produced without a fiberglass backing to reduce the

chance of warpage due to extreme interior temperatures. See listings for current availability. Every OER® dash pad is guaranteed for one full year from your customers purchase date.

Important: Dash pads may be painted to the desired color by ordering prep cleaner (part number PP1009), adhesion promoter (part number PP215) and OER® premium interior paint in the color of your choice. Be sure to follow instructions on the can in order to achieve best results and to ensure proper adhesion.

Painting dash to desired color: First clean surface with PP1009 prep cleaner, next spray PP215 adhesion promoter, let dry, then spray the dash pad to desired color. Failure to use proper materials and follow instructions on can may result in peeling or cracking.

GM Restoration Parts



On the urethane dashes, the fiberglass backing has been eliminated to prevent warpage

1970-78 Camaro padded dash with AC shown

Made from state-of-the-art high quality Urethane materials

Available for air conditioned and non-air conditioned models

Mounting accessories available

All OER® dash pads, whether OEM style, vinyl wrapped or reproduced with urethane materials feature the correct grain and color for an authentic appearance.



1967 Camaro/Firebird dash pad prepackaged in bright OER® box as pictured

Select OER® dash pads come packaged in heavy duty OER® boxes displaying the OER® graphics and the GM Restoration Parts logo!

Choose From Our Wide Selection of Urethane, Vinyl Wrapped or OEM Style Dash Pads!

Urethane Dashes!

Urethane dashes will not warp under extreme temperatures from the sun and offer a long-lasting stock appearance and fit.



1963-64 Nova Urethane Dash Pad



1968 Camaro Vinyl Wrapped Dash Pad

OEM Style Dashes!

Our new OEM style dash features correctly configured injection molded base with OEM style screws and hardware. Dash pad skin is manufactured using injection molded vinyl with correct grain and stitching just like the original.



1969 Camaro OEM Style Dash Pad

Vinyl Wrapped Dashes!

All new vinyl wrapped dash pad featuring a Madrid grain vinyl vacuum formed over a foam core center with a rigid back allowing the dash pad to install correctly while offering an original appearance.

1967-68 Camaro/Firebird Dash Pads

1967 Camaro/Firebird Vinyl Wrapped Dash Pad

All new OEM style dash pad featuring a Madrid grain vinyl vacuum formed over a foam core center with a rigid back allowing the dash pad to install correctly while offering an original appearance. These dash pads include OE style studs, nuts and washers allowing installation directly into the pre-existing dash panel holes. Shipped prepackaged in OER® boxes.



7642894W	67	black	Camaro/Firebird
7642895W	67	red	Camaro/Firebird
7642896W	67	bright blue	Camaro
7642897W	67	light blue	Camaro/Firebird
7642898W	67	turquoise	Camaro
7642899W	67	gold	Camaro
7642901W	67	dark blue	Firebird
7642902W	67	gold	Firebird

1968 Camaro/Firebird Vinyl Wrapped Dash Pad

OEM style dash pad featuring a Madrid grain vinyl vacuum formed over a foam core center with a rigid back allowing the dash pad to install correctly while offering an original appearance. These dash pads include OE style studs, nuts and washers allowing installation directly into the pre-existing dash panel holes. Shipped prepackaged in OER® boxes. *Note: Shipped oversize.*



7733950W	68	black	Camaro/Firebird
7734026W	68	red	Camaro/Firebird
7734027W	68	med blue	Camaro
7734028W	68	turquoise	Camaro
7734031W	68	dark aqua	Camaro
7734032W	68	teal blue	Firebird
7734029W	68	ivy gold	Camaro/Firebird

1967 Camaro/Firebird Urethane Dash Pads

Reproduction padded dash for 1967 Camaro or 1967 Firebird models produced using self skinning urethane materials. Each dash pad features Madrid grain texture to exactly match the original. Available in most original colors for 1967 Camaro or Firebird models, includes correct nuts and washers for easy installation. Shipped prepackaged in OER® boxes with the GM Restoration Parts™ logo. Officially Licensed by General Motors.



7642894	67	black	Camaro/Firebird
7642895	67	red	Camaro/Firebird
7642896	67	bright blue	Camaro
7642897	67	light blue	Camaro/Firebird
7642899	67	gold	Camaro
7642898	67	turquoise	Camaro
7642901	67	dark blue	Firebird
7642902	67	gold	Firebird



1967 Firebird Gold



1967 Firebird Gold

1968-69 Camaro Dash Pads



1968 Turquoise



1968 Black



1968 Ivy Gold



1968 Red



1968 Dark Aqua



1968 Medium Blue



1968 Teal Blue



1968 Camaro/Firebird Urethane Dash Pads

Reproduction padded dash for 1968 Camaro and Firebird models. Produced using urethane materials for a long lasting stock appearance and fit. Mounting screws are included for quick installation. Can be used with both standard or deluxe interiors, the chrome trim used on padded dashes with deluxe interiors will not fit these reproduction dash pads. Prepackaged in OER® boxes with the GM Restoration Parts™ logo. Officially Licensed by General Motors.

Note: Shipped oversize.



7733950	68	black	Camaro/Firebird
7734026	68	red	Camaro/Firebird
7734028	68	turquoise	Camaro
7734027	68	med blue	Camaro
7734029	68	ivy gold	Camaro/Firebird
7734031	68	dk aqua	Firebird
7734032	68	teal blue	Firebird



1968 F-Body Dash Pad Trim Moldings

Reproduction dash pad trim molding for 1968 Camaro and Firebird models. Each reproduction molding is manufactured to duplicate the original in every detail. This three piece molding is designed to install on dash pads that originally included a dash molding. Reproduction urethane dashes are not designed for dash pad trim molding. Moldings can be installed on all vinyl wrapped dashes. Prepackaged in OER® plastic bag with the GM Restoration Parts logo.

K156	68	Camaro/Firebird
------	----	-----------------



3995785



bottom view

Features correctly configured injection molded base with OEM style screws and hardware. Dash pad skin is manufactured using injection molded vinyl with correct grain and stitching just like original.

1969 Camaro OEM Style Dash Pad

This reproduction is designed to look and fit exactly as original. Unlike the urethane padded dash, this reproduction features plastic backing to eliminate the possibility of shrinkage allowing a perfect fit every time. Also features an injection molded vinyl skin in correct Madrid grain just like the original GM dash pad. Factory style stitching is also incorporated into the dash making it the most superb reproduction available. Includes all hardware necessary for installation. Dash pads with AC feature the correct cut-out area in the center of the dash to install the air vent assembly. Non air conditioned models do not have cut-out. Available in black only.

Note: Shipped oversize.



3995785	69	black	w/o AC
3995788	69	black	with AC




1969 Red with air



1969 Black without air

1969 Black with air



1969 Red without air

1969 Dark Blue with air



1969 Dark Blue without air

1969 Dark Green with air

1969 Camaro Urethane Dash Pads

Quality reproduction padded dash used exclusively with 1969 Camaro models. Each dash is produced using urethane materials for a long lasting stock appearance and fit. All padded dashes are manufactured in the correct Madrid grain and include screws and washers for easy installation. Original mounting clips may be used from the existing dash or purchased separately. Each dash includes detailed instructions for easy installation. Delivered prepackaged in OER® boxes with the GM Restoration Parts™ logo. Officially Licensed by General Motors.

Note: Shipped oversize.




3935941	69	black	w/o AC
3950039	69	red	w/o AC
3950038	69	dark blue	w/o AC
3950041	69	dark green	w/o AC
3939653	69	black	with AC
3950043	69	red	with AC
3950042	69	dark blue	with AC
3950045	69	dark green	with AC

1979-81 Camaro Urethane Dash Pad

Each dash is produced from urethane materials for a long lasting stock appearance and fit! This reproduction dash pad is available for 1979-81 Camaro models. May be painted to the desired color with OER Premium Interior Paints sold separately. Prepackaged in OER® boxes with the GM Restoration Parts™ logo. Officially Licensed by General Motors.

Note: Shipped oversize.



476641 79-81 Camaro 



1969 Firebird Urethane Dash Pads

Reproduction padded dash used exclusively on 1969 Firebird models. Each dash is produced using urethane materials for a long lasting stock appearance and fit. All padded dashes are manufactured to original specifications with correct grain, and include screws and washers for easy installation. Pads packaged in OER® boxes with the GM Restoration Parts™ logo. Officially Licensed by General Motors. *Note: Shipped oversize.*


8748940	69	Firebird	black
8748941	69	Firebird	red
8748943	69	Firebird	dark blue
8748944	69	Firebird	dark green
8748942	69	Firebird	gold



1982-92 Camaro Urethane Dash Pad

Each dash is produced from urethane materials for a long lasting stock appearance and fit! This Camaro reproduction dash pad is available for 1982-92 Camaro models. Get OER® quality with the affordable price your customers want! Dash pad also includes side defroster vents for RH and LH sides. May be painted to the desired color with OER® Premium Interior Paints sold separately. Prepackaged in OER® box.

Note: Shipped double oversize.

12511119 82-92 Camaro 

1982-92 Camaro Center Dash Pad Support Block

Reproduction center dash pad support block for all 1982-92 Camaro models. Rubber blocks are glued to the underside of the dash pad near the center to support the pad and prevent sagging. Includes plastic installation pin. Sold individually.



14046089 82-92 2 required

1982-92 Camaro/Firebird Dash Defrost Vents

OER® manufactured dash defrost vents for 1982-92 Camaro and Firebird models. These injection molded vents are mounted in the outer sides of the dash pad and direct air flow to the side windows. Included when purchasing an OER® reproduction dash pad. Sold in pairs.




K581 82-92 Camaro
K581F 82-92 Firebird



1982-92 Firebird Urethane Dash Pad

OER® reproduction dash pad for 1982-92 Firebird models. Each dash pad is manufactured to factory specifications featuring the correct grain and texture for an original appearance.

Important: This dash pad is cosmetically correct for 1985-92 models, but will fit and function correctly on 1982-84 models. *Note: Shipped double oversize.*

12396694 82-92 Firebird 

1983-92 Firebird Dash Speaker Grills **New!**

OER® reproduction dash speaker grills for 1983-92 Firebird models. These speaker grills are injection molded with the highest quality polymer materials available. Sold as a pair. One pair required per vehicle. Prepackaged in OER® box.



K8392 83-92 Firebird

1970-78 Camaro Urethane Dash Pads



1978 Camel Tan with air

Each dash is crafted from urethane materials for a long lasting stock appearance and fit. The fiberglass material used in original dashes has been eliminated to prevent warpage due to extreme interior temperatures from the sun. Your customers will get the same quality look that the original dash provides without the replacement cost every three years! Available for air conditioned and non-air conditioned models. Each reproduction dash pad requires three (3) long mounting clips and three (3) short mounting clips. Dash pads include detailed installation instructions allowing your customer to install the dash easily. Prepackaged in OER® boxes with the GM Restoration Parts™ logo. Officially Licensed by General Motors. *Note: Shipped oversize.*



1970-78 Black with air



1970-78 Black without air



1976-77 Fireborn red with air



1976-77 Fireborn red without air



1975-77 Light Blue with air



1975-77 Light Blue without air



1978 Camel Tan with air



1978 Camel Tan without air



1978 Dark Carmine Red with air



1978 Dark Carmine Red without air

Camaro With Factory Air Conditioning



3972032	70-78	black
3972033	76-77	firehorn
3972034	75-77	light blue
3972035	78	camel tan
3972036	78	dk carmine red

Camaro Without Factory Air Conditioning



3972003	70-78	black
3972004	76-77	firehorn
3972005	75-77	light blue
3972006	78	camel tan
3972007	78	dk carmine red

1970-81 Firebird OEM Style Padded Dash

GM Restoration Parts

This OEM style padded dash was originally installed on all 1970-81 Firebird and Trans Am models. Each dash is produced with the earlier style radio hole provisions. This item is manufactured to exact factory specifications.



Not a urethane reproduction, replicates the original in every detail including correct grain material.

Important: Some modifications may be required depending on the year and options on the vehicle.

Note: Shipped double oversize.

DS2

10018005 70-81 Firebird



1964-65



1964-65



1966



1966



1967



1967



1968-69



1968-69



1970-72



1970-72

1964-72 Chevelle Urethane Dash Pads OER AUTHORIZED

These OER® reproduction dash pads are manufactured in urethane and feature the correct grain and texture for an original appearance and exceptional fit. Each dash pad comes packaged with detailed instructions for easy installation. Dash pads are prepackaged in OER® boxes.

Note: 1970-72 dash pad for use with stereo speakers. Not for use with center mono speaker. Mounting hardware is not included. Shipped oversize.

DS3

K1486201	64-65	black
K1486301	66	black
K1486401	67	black
K1486501	68-69	black
K1486701	70-72	black, stereo radio

1964-72 Chevelle Vinyl Wrapped Dash Pads OER AUTHORIZED

OEM style dash pad featuring a Madrid grain vinyl vacuum formed over a foam core center with a rigid back allowing the dash pad to install correctly while offering an original appearance. These dash pads include OE style studs, nuts and washers allowing installation directly into the pre-existing dash panel holes.

Note: Shipped oversize.

DS3

3867977	64-65	black
7595802	66	black
7643406	67	black
8741936	68-69	black
3957052	70-72	black, mono radio
3965461	70-72	black, stereo radio



8731887 - 1968 with factory air



black red gold turquoise blue

1968 Chevrolet Full Size Passenger Car Urethane Dash Pads

Quality reproduction padded dash for 1968 Chevrolet full size passenger car models. These dash pads are manufactured in durable urethane materials for a long lasting stock appearance and fit. Available for models with or without air conditioning. Dash pad for AC models is only available in black.

Note: Shipped oversize.

7734038	68	black	without AC	
7734039	68	red	without AC	
7734037	68	gold	without AC	
7734034	68	turquoise	without AC	
7734033	68	blue	without AC	
8731887	68	black	with AC	



3935995 - 1969-70 without factory air

1969-70 Chevrolet Full Size Passenger Car Urethane Dash Pad

Quality reproduction padded dash for 1969-70 Chevrolet full size passenger car models. These dash pads are manufactured in durable urethane materials for a long lasting stock appearance and fit.

Note: Shipped oversize.

3935945	69-70	Chevrolet Full Size	without AC	



3968205



black red blue green saddle maroon

1967-72 Chevrolet/GMC Truck Dash Pad

Reproduction padded dash for your 1967-72 pickup, Blazer, Jimmy, or Suburban. The original style grain is applied to modern urethane materials for a long lasting stick appearance and fit using correct OEM colors. Each dash comes complete with the correct mounting hardware for easy installation.

3968205	67-72	Chevrolet/GMC Truck	black
3968206	67-72	Chevrolet/GMC Truck	red
3968207	67-72	Chevrolet/GMC Truck	blue
3968208	67-72	Chevrolet/GMC Truck	green
3968209	67-72	Chevrolet/GMC Truck	saddle
3968210	67-72	Chevrolet/GMC Truck	maroon



1963-64



1966



1967



1968 (without air)



1968 (with air)



1969-74 (without air)



1969-74 (with air)

1963-74 Nova Urethane Dash Pads

Each dash is produced from urethane materials for a long lasting stock appearance and fit! These Nova reproduction dash pads are available for 1963-74 Chevy II/Nova models. Get OER® quality with the affordable price your customers want! Use OER® premium interior paints when painting dash pads to desired color. First, clean dash pad without chemicals or solvents, then spray with flexible urethane primer, let dry and paint. Prepackaged in OER® boxes with the GM Restoration Parts™ logo. Officially Licensed by General Motors.

Note: Shipped oversize.

3837955	63-64	Nova	
3837960	66	Nova	
7642888	67	Nova	
8741742	68	Nova w/o AC	
8741747	68	Nova with AC	
8748945	69-74	Nova w/o AC	
8748935	69-74	Nova with AC	

1968 F-Body Lower Dash Pad Clips

Reproduction steel dash pad clips for 1968 Camaro and Firebird models. These clips are mounted to the lower front face of the instrument panel as the anchor point for the lower dash pad leg clips. Sold in pairs. Prepackaged in OER® poytube.

K1433	68	Camaro/Firebird
-------	----	-----------------

1969 Camaro Dash Pad Clips

Complete set of mounting clips used to install 1969 reproduction or original dash pads. 6 clips are included in kit. Prepackaged in bag with OER® header card.

1238152	69	F-Body	individual
8849	69	F-Body	6 piece kit



GM Restoration Parts

1970-78 Camaro Dash Pad Clips

OEM type clip used to hold dash pad to instrument panel. Necessary when installing an original or reproduction dash pad. Original dash pads required two (2) short clips and one (1) long clip. Reproduction dash pads require three (3) short clips and three (3) long clips. Prepackaged in bag with OER® header card.

3980355	70-78	short
3980361	70-78	long



1979-81 Camaro Dash Pad Clips

Reproduction dash pad clips for 1979-81 Camaro models. These clips are manufactured to factory specifications for use with original GM and reproduction dash pads. Prepackaged in OER® polytube.

3980355	79-81	1 required
K1440	79-81	2 required
R330	79-81	3 piece set

New!



1979-81 Camaro Dash Pad Retainer Bracket - LH

This steel dash pad retainer bracket is required to retain the drivers side portion of the dash pad to the instrument dash panel on 1979-81 Camaro models. Mounted on the upper left side of the dash pad where the instrument cluster is inserted, this bracket helps to line the dash pad properly and secure it in place. Prepackaged in OER® polytube.

K7904	79-81	Camaro
-------	-------	--------

1981-91 Chevrolet/GMC Truck Dash Pad Clip

Correct reproduction dash pad mounting retainer for 1981-91 Pickup, Blazer, Jimmy and Suburban models. 6 clips required for dash pad installation. Prepackaged in OER® polytube.

Note: Does not fit 1988-91 C/K truck models.

15672735	81-91	
----------	-------	--



1967-68 F-Body Complete Dash Panel OER AUTHORIZED

New!

A complete dash panel assembly for 1967-68 Camaro and Firebird models. Each steel panel is manufactured to factory specifications. These reproductions feature strong reinforcements and correct placement of the openings for the dash instrument carrier, ashtray, glove box, side air vent, defrost vents and the center AC vent when required. Features the correct holes for the instrument panel molding and dash pad mounting clips. EDP coated to prevent rust.



8716456



8716457

8716456	67	F-Body	with AC
8716457	68	F-Body	with or w/o AC

1969 Camaro Complete Dash Panel OER AUTHORIZED

New!

A complete dash panel assembly for 1969 Camaro models. Each steel panel is manufactured to factory specifications. These reproductions feature strong reinforcements and correct placement of the openings for the dash instrument carrier, ashtray, glove box, side air vent, defrost vents and the center AC vent when required. Also features correct holes for the instrument panel molding and dash pad mounting clips. EDP coated to prevent rust. For models with or without air conditioning.



8716458

8716458	69	Camaro	with or w/o AC
---------	----	--------	----------------

1970-78 Camaro Steering Column Panel GM Restoration Parts

This is the lower plastic steering column cover which installs under the steering column and acts as a trim piece to finish off the bottom section of the dash. This reproduction is for use all 1970-78 Camaro models. Prepackaged in OER® box featuring the GM Restoration Parts™ logo.



3972011	70-78	Camaro
---------	-------	--------

1970-81 Firebird Steering Column Panel

This is the lower plastic steering column cover which installs under the steering column and acts as a trim piece to finish off the bottom section of the dash. This injection molded panel is for 1970-81

Firebird models. The panel with AC features the lower air vent. Prepackaged in OER® polytube.



478995

478996

478995	70-81	without AC	Firebird
478996	70-81	with AC	Firebird

Camaro Lower Dash Instrument Panel GM Restoration Parts

Reproduction of the original lower dash panel section which houses the in-dash radio, glove box section and air vent assembly. This trim panel is manufactured to exact specifications for first design, 1970-76 models. Includes correct grain as original. Will also fit 1976-81 models with slight modifications to the radio holes. Prepackaged in OER® box with the GM Restoration Parts™ logo.

Note: 1st design has dimension between radio holes of 6.25", 2nd design dimension between radio holes is 5.75".



38718	70-81	Camaro	1st design
-------	-------	--------	------------

1967-69 Camaro/Firebird Dash Components

1967-68 Camaro/Firebird

Dash Carrier Assembly

Injection molded reproduction, manufactured to exact factory specifications. Features heat stamped bright chrome finish around bezel as original. Installs on all 1967-68 Camaro and Firebird models.

Prepackaged in OER® box featuring the GM Restoration Parts™ logo. Mounting clips and screws are not included. Mounting clips sold separately use # C68200. Screw set listed below.



6480760	67-68	dash carrier
K6701	67-68	7 piece installation screw set

1967 Camaro/Firebird Dash Carrier

Lens Assembly

Reproduction of the original dash lens for 1967 Camaro and Firebird models. Features correct cone style design for 1967 with clear acrylic plastic lens. Prepackaged in bag with OER® header card and the GM Restoration Parts™ logo.



6459869	67	Camaro/Firebird
---------	----	-----------------

1968 Camaro/Firebird Dash Carrier

Lens Assembly

OER® reproductions of the original dash lenses for 1968 Camaro and Firebird models. Features correct low profile cone style design for 1968 with clear acrylic plastic lens. Also features the correct hot stamp chrome style rings for OER® quality replacement. The lenses are offered for non-console gauge Camaro models and all 1968 Firebird models. Also for 1968 Camaro models originally equipped with factory console gauges and the Tic-Toc-Tac option. Prepackaged in bag with OER® header card featuring the GM Restoration Parts™ logo.



6481576	68	Camaro/Firebird	w/o console gauges
6481587	68	Camaro/Firebird	w/console gauges



1969 Camaro

Instrument Panel Carrier Assembly

This precise reproduction is manufactured from new tooling and features correct hot stamped chrome surrounding the radio, lighter, wiper, and air vent openings. Features the word Camaro in script as original. All original or reproduction gauges and dash components will fit and install as original. All verbiage is in original style lettering. Features wording: Lights, Washer-Wiper, Volume, Tuning. Mounting clips are included. Mounting clips also sold separately use # C69200.

6482249	69	Camaro
---------	----	--------



1969 Camaro

Speedometer/Fuel Lens Assembly


OER® offers these exact reproductions of the original speedometer and fuel lens assembly for 1969 Camaro models. Designed to replace original damaged, broken, or unsightly originals. Installs directly into the instrument carrier assembly. Prepackaged in bag with OER® header card featuring the GM Restoration Parts™ logo.

6482842	69	Camaro	speedometer lens
6482843	69	Camaro	fuel lens

1969 Camaro Instrument Panel

Socket Plate

These plates attach to the back of the instrument housing, above the gauges, to provide access to mount the instrument panel lamp sockets. EDP coated black with 2 wire retainer clips each.



6482854	69	Camaro	2 plates required per vehicle
---------	----	--------	-------------------------------

1969-78 Camaro/Firebird Dash Components

1969 Camaro Instrument Panel Lens



Reproduction instrument panel center lamp lens assembly for 1969 Camaro. This lens assembly covers the center fuel gauge or clock lamp. Features correct luminous green lens as shown.

3951214 69 Camaro



3943616



3961554

1969 Camaro Center Dash Bezel and Lens Set

Correct injection molded reproduction dash bezels for 1969 Camaro with center dash clock or center dash fuel gauge. Each bezel is designed to match the original in every detail and includes correct lens for each bezel.

3943616 69 Camaro clock bezel and lens
3961554 69 Camaro fuel gauge bezel and lens

1969 Camaro Replacement Dash Lenses



Reproduction of the original lens assembly for use with the center dash clock or dash fuel gauge for 1969 Camaro models. The clock lens features the correct hole location for the dash clock stem. Prepackaged in bag with OER® header card featuring GM Restoration Parts™ logo.

LEN27 69 Camaro clock lens
LEN28 69 Camaro fuel gauge lens



1967-69 F-Body Dash Carrier Clips

Reproduction clip set that mounts the dash carrier assembly to the dash on 1967-69 Camaro models and 1967-68 Firebird models. Clips are manufactured to factory specifications for an original fit. Prepackaged in OER® bag.

C68200 67-68 Camaro pair
C68200 67-68 Firebird pair
C69200 69 Camaro set of 10



C68200

C69200

1969 Firebird Instrument Cluster Bezel



Quality reproduction of the original instrument cluster bezel for 1969 Firebird. Each bezel is manufactured to exact specifications. Prepackaged in OER® box with GM Restoration Parts™ logo.



6482773 69 Firebird

1969 Firebird Instrument Cluster Lens



Reproduction of the original instrument cluster lens for 1969 Firebird models. This precision lens will replace the original lens allowing a clear view of the gauges. Prepackaged in OER® chipboard box with GM Restoration Parts™ logo.



6482772 69 Firebird



4968



365645

1970-78 Camaro Dash Bezel



OER® quality reproduction dash bezel for the applications listed below. Each dash bezel includes the correct grain texture for an authentic appearance. We offer the 1970-72 dash carrier with chrome bezel edging. The 1976-78 style is designed to replace the woodgrain bezel installed on standard interior models. Each bezel is prepackaged in OER® box featuring the GM Restoration Parts™ logo.

Notes: Lettering not included on 1970-72 assemblies. However, they may be installed on 1973-78 models. Requires the use of a 1970-72 wiper switch.

4968 70-72 Camaro w/chrome trim
365645 76-78 Camaro w/woodgrain

1970-89 Camaro Dash Components



25021020



25021021

1970-80 Instrument Cluster Case



Reproduction cluster case for 1970-80 Camaro models. This is an injected molded instrument cluster case designed to replace a cracked or damaged unit. Each cluster case is prepackaged in OER[®] box with the GM Restoration Parts[™] logo.

25021020	70-71	w/clock, w/o gauges
25021020	70-78	w/gauges
25021020	78	w/clock or int. decor pkg., w/o gauges or Type II
25021021	70-75	w/o gauges, clock or deluxe interior
25021021	76-77	w/o gauges
25021021	78	w/o gauges clock or int. decor pkg., or type II
25021021	79	w/o gauges, clock or Berlinetta
25021021	80	w/o gauges, clock or int. decor pkg., or Berlinetta



6290070



6290093



8901670



8901671



6293188



6295410



6295409



8903820



8911865

GM Printed Circuit Boards AUTHORIZED

These are high quality reproductions of the printed circuit for the back of the instrument cluster assembly. Meticulously manufactured to exact factory specifications, each printed circuit will replace the original non-functional circuit allowing the dash instruments to operate properly.

Note: *1978 Firebird 1st design tachometer, the pointer hub is fixed and does not rotate with the pointer. **The 2nd design tachometer hub does rotate with the pointer.

6290070	67	Camaro	with or w/o tachometer
6290093	68	Camaro	with tachometer
6290070	68	Camaro	w/o tachometer
8901670	70-81	Camaro	w/o gauges
8901671	70-81	Camaro	with gauges
6293188	67-68	Firebird	with gauges
6290070	67-68	Firebird	w/o gauges
6295410	69	Firebird	with Rally gauges
6295409	69	Firebird	w/o gauges
8903820	70-71	Firebird	with gauges
8911865	74-79	Firebird	with gauges, w/o tach
8911865	78	Firebird	with gauges/clock/tach (1st)
25018424**	78-79	Firebird	with gauges/clock/tach (2nd)
6295087	68-75	Chevy II/Novo	all



25047802



25020370



1970-81 Dash Lens Assembly

Reproduction dash lens assembly for 1970-81 Camaro models. This is an injected molded reproduction of the original instrument cluster lens assembly designed to replace the original cracked or damaged unit. Each lens assembly is prepackaged in OER[®] box with the GM Restoration Parts[™] logo.

6493584	70-78	w/o gauges
25018346	70-78	w/gauges
25047802	79-81	w/o gauges
25020370	79-81	w/gauges

New!



25053742

1970-81 Camaro Dash Gauge Lens

Reproduction lens for instrument panel on 1970-81 Camaro models. This lens is manufactured to exact factory specifications. Will fit and install in original or reproduction dash cases with or without factory gauges.

3999485	70-81	Camaro
---------	-------	--------



1982-89 Dash Gauge Lens



We offer these dash gauge lenses which were originally installed on 1982-89 Camaro models. Choose from the 85 mph speedometer lens or the 140 speedometer lens. When installing a 140 speed it will be necessary to replace your dash gauge lens due to variation of trip odometer location.

With 140 Speedo		
25045478	86-87	hole on top
With 85,120 Speedo		
25045324	82-88	w/o hole
With 140 Speedo		
25053742	84-89	hole on bottom

GM Instrument Cluster Lenses/Bezels

New!



1970-81 Firebird Instrument Cluster Lens

OER® reproduction 2 piece lens set for 1970-81 Firebird models with the Rally gauge package. Each lens is manufactured with correct injection molded plastic enhancing the visibility of the dash gauges. Prepackaged in OER® box. Sold as 2 piece set.

770813	70-81	Firebird	w/Rally gauges
--------	-------	----------	----------------

1963-65 Chevy II/Nova Instrument Cluster Bezel

A high quality reproduction of the original instrument cluster bezel for 1963-65 Chevy II/Nova models. Manufactured to exact specifications and officially licensed by General Motors. Prepackaged in OER® chipboard box with GM Restoration Parts™ logo.



6406763	63-65	Chevy II/Nova
---------	-------	---------------

1963-76 Chevy II/Nova Instrument Cluster Lens

Quality reproduction of the original instrument cluster lens for 1963-76 Chevy II/Nova models. This precision lens will replace a cloudy or scratched original lens allowing a clear view of the gauges. Officially licensed GM Restoration part. Prepackaged in OER® chipboard box with GM Restoration Parts™ logo.



6406764	63-65	Chevy II/Nova
14658	66-67	Chevy II/Nova
13934	68-76	Chevy II/Nova

1965 Chevrolet Impala/Full Size Passenger Car Dash Carrier Lens

Reproduction speedometer lens without markings for 1965 Chevrolet Impala/full size models. This lens will replace your faded original and add that finishing touch to your interior.



6408851	65	Chevrolet Impala/Full Size
---------	----	----------------------------



6407659

1964-65 Chevelle/Malibu Instrument Cluster Lens

Reproduction of the original instrument cluster lens installed on 1964-65 Chevelle and Malibu models with or without the gauge package. Each lens features speedometer/fuel lettering as shown. Prepackaged in OER® chipboard box with GM Restoration Parts™ logo.

6407659	64-65	Chevelle/Malibu	w/o gauges
6407660	64-65	Chevelle/Malibu	with gauges

1947-53 Truck Instrument Bezel

AUTHORIZED

New!

Reproduction dash instrument bezel for 1947-53 Chevrolet/GMC trucks. Installs onto the instrument cluster housing and surrounds the speedometer and gauge cluster. Manufactured in correct chrome finish as original. Sold individually. 2 required per truck. Prepackaged in OER® polytube.



CX1001	47-53	Truck
--------	-------	-------

New!



14939



14938

1973-87 Chevrolet/GMC Truck Instrument Cluster Lenses

OER® authentic reproduction of the original instrument cluster lens for 1973-87 pickup, Blazer, Jimmy and Suburban models with gauges and with or without clock. Each lens is manufactured with correct materials enhancing the visibility of dash gauges. Prepackaged in OER® chipboard box.

14939	73-80	Chevrolet/GMC Truck	with clock
14938	73-87	Chevrolet/GMC Truck	w/o clock

Dash Panels



K260



K261



K214



K215



K202R



K203

GM Restoration Parts

1967-68 Camaro/Firebird Center Dash Panel

OER® reproduction of the original pebble grain center dash panel for 1967-68 Camaro and Firebird interiors. These high quality replacements will help restore the original interior appearance. Older dash panels can lose the grain and appear worn and faded. This pebble grain is manufactured to original specifications allowing a perfect look and fit. Prepackaged in OER® box with the GM Restoration Parts™ logo.

K202	67-68	Camaro/Firebird	without AC
K202R	67-68	Camaro/Firebird	w/o AC, w/radio delete
K203	67-68	Camaro/Firebird	with AC



GM Restoration Parts

1967-68 Camaro/Firebird Dash Panel Retainer

Reproduction retainer for the center dash section to hold the plate onto the dash. Screws not included. Prepackaged in OER® bag with header card.

3893822	67-68	Camaro/Firebird
---------	-------	-----------------

1967-68 Firebird Center Dash Panels **GM** Restoration Parts

OER® reproduction center dash panels for 1967-68 Firebird models. Covers the area around the radio, heater control and ash tray section. Similar to Camaro panels, but 1967 panels feature horizontal woodgrain pattern, and 1968 panels feature circular burlywood pattern. Prepackaged in OER® box with the GM Restoration Parts™ logo.

K260	67	walnut	without AC
K261	67	walnut	with AC
K214	68	burlywood	without AC
K215	68	burlywood	with AC

1967-68 Camaro/Firebird Radio Delete Plate

Reproduction center dash bezel delete plate for 1967-68 Camaro and Firebird models. Manufactured from original thickness material with an accurately stamped curvature to conform to the dash panel exactly. Features high polished edge trim, correct pebble grain, and textured insert with bonded matte finish for an authentic appearance. This panel can be modified to mount gauges, switches, warning lights or a custom heater control for aftermarket air conditioning.



K244	67-68	Camaro/Firebird
------	-------	-----------------



K204



K205

1968 Camaro Vertical Walnut Grain Deluxe Center Dash Panel **GM** Restoration Parts

Exact reproduction of the original 1968 Camaro center dash panel with the correct walnut woodgrain (for use with deluxe interiors). Prepackaged in OER® box with the GM Restoration Parts™ logo.

K204	68	Camaro	without AC
K205	68	Camaro	with AC

1969 Camaro Dash Components



1969 Camaro Dash Woodgrain Set

OER® reproduction cherrywood dash components conveniently packaged in one set. Includes the dash section, glove box door, ash tray assembly (receiver sold separately), radio dash bezels, and wiper dash plate. This set of woodgrain parts will ensure that all items match when installed. Prepackaged in OER® box.

K157 69 Camaro



1969 Camaro Glove Box Door/Dash Ash Tray Woodgrain Set

OER® reproduction of the original cherrywood dash plate designed to cover the passenger side of the dash area on 1969 Camaro models. This set includes the dash section, glove box door, and ash tray assembly (receiver sold separately). Will match OER® console shift plates and other woodgrain products manufactured by OER®.

K153 69 Camaro



1969 Camaro Radio Dash Bezels

OER® reproduction of the original cherrywood radio dash plates designed to fit 1969 Camaro dashes. This reproduction will match OER® console shift plates and other woodgrain products manufactured by OER®. Prepackaged and sold in sets only.

OER® 3945978 LH 3945979 RH

K152 69 Camaro



1969 Camaro Wiper Dash Plate

OER® reproduction cherrywood windshield wiper dash plate for the 1969 Camaro dash. Each reproduction wiper plate features threaded studs for easy installation. Matches other OER® woodgrain products. Prepackaged in OER® chipboard box. Not for use on convertible power top models or Camaro models originally equipped with electric rear window defogger.

3945971 69 Camaro



Appearance of inner ash tray area



3965143A



3965143W

1969 Camaro Dash Ash Tray Assembly

OER® reproduction of the original dash ash tray assemblies for 1969 Camaro models with standard or deluxe interior. The ash tray door for standard interiors come in black primer and may be painted as required. The ash tray door for deluxe interior models features a cherrywood face panel to match the dash panel and glove box door as original. Ash tray receiver sold separately. Prepackaged in OER® box.

3965143A 69 Camaro standard - primer finish

3965143W 69 Camaro deluxe - cherrywood

Glove Box Components



Outer view



Inner view

1967-68 Camaro/Firebird Glove Box Door



OER® reproduction glove box door for 1967-68 Camaro and Firebird models. The glove box door is correct for 1967 models. Emblem mounting holes must be drilled for 1968 models.

3891663 67-68 Camaro/Firebird



3939659



3945905



Inside view

1969 Camaro Glove Box Door

OER® reproduction glove box door for 1969 Camaro models with standard or deluxe interior. The glove box door for standard interiors is black and may be painted as required. The glove box door for deluxe interior models features a wood-grained face panel to match the dash panel and ash tray door.

3939659 69 standard
3945905 69 deluxe



3999446



14003615



1970-81 Camaro Glove Box Door

OER® Reproduction outer glove box door for 1970-81 Camaro models. This door is injection molded and features the correct grain and logo. 1970-77 models used a script logo and 1978-81 models used the block logo. Lock assembly sold separately.

3999446 70-77 script logo
14003615 78-81 block logo

New!



OER AUTHORIZED

1955-59 Truck Glove Box Door

OER® Authorized reproduction of the glove box door for all 1955-59 Chevrolet and GMC trucks. Includes the door, hinge, stopper brackets and hardware.

110102 55-59 Truck

New!



1972-78 Camaro Inner Glove Box Door

OER reproduction of the inner glove box door for all 1972-81 Camaro models. This inner piece attaches to the actual glove box door with 8 screws (included) and will replace a cracked or broken piece. Prepackaged in OER® box.

Note: Will fit and function on 1970-71 models although not cosmetically correct.

3999447 72-78 Camaro

New!



483462



479646

1970-81 Firebird Glove Box Doors

OER® reproduction glove box door for 1970-81 Pontiac Firebird models with or without air conditioning. Assembly features the outer injection molded glove box door and the steel stamped backing including OEM style cup holder with a built in mounting hinge. For models with air conditioning the air vent is including. Available in black only. Paint as required. Prepackaged in OER® chipboard box.

483462 70-81 with AC (with vent)
479646 70-81 without AC

New!



1970-81 Firebird Glove Box

OER® reproduction of the original injection molded inner glove box section designed for all 1970-81 Firebird models. Each glove box features the correct grain and will work on both AC and non-AC models. This inner glove box fits into the dash area on the passenger side glove box opening. Prepackaged in OER® polytube.

479592 70-81 Firebird

New!



1973-91 GM Truck Dash Glove Box

OER® reproduction of the original GM glove box liners for 1973-86 pickup models with AC and 1987-91 Blazer, Jimmy and Suburban models with AC. Includes built-in hinge as original and features correct textured grain pattern. Manufactured in highest quality materials for long service life. Prepackaged in OER® box.

15565246 73-91 GM truck

Glove Box Components

1972-81 Camaro Glove Box Door Stopper Bracket

Correct bracket for use with 1972-81 dash glove boxes. Keeps glove box door level when open.



3994597 72-81 Camaro

1969-79 GM Glove Box Lock Striker

This reproduction of the glove box lock striker is for the models listed below. This mounts to the dash in the glove box opening to secure the door when it is in the closed position.



1969 Camaro 1975-79 Skylark
1971-72 Ventura 1977-79 Phoenix
1969-79 Nova 1973-79 Omega
1973-75 Apollo

3984446 69-79

1970-81 Camaro Glove Box Lock Striker

This reproduction of the original glove box lock striker is for 1970-81 Camaro models. This mounts to the dash in the glove box opening to secure the door when it is in the closed position.



3975839 70-81 Camaro

1970-81 Camaro Glove Box Strap

Reproduction glove box support strap for 1970-81 Camaro models.



This steel strap secures the glove box to the dash. One required per application. Prepackaged in OER® polytube.

3975885 70-81 Camaro

GM Restoration Parts

1968 Camaro Glove Box Door Emblem

OER's superb reproduction of the deluxe interior Camaro script emblem mounted on a 1968 Camaro glove box door.

3921874 68 Camaro

1947-81 GM Glove Box Liner Clips

Reproduction stamped metal glove box liner clips for various classic GM vehicles. These clips allow the glove box liner to be attached in place with mounting screws. Mounting screws sold separately.



K1101	47-81	individual
R5432	47-81	10 piece set

1954-69 Glove Box Screw Set

Includes all correct screws (7) needed to replace the inner dash glove box. Prepackaged in OER® bag with header card.



1967-69 Camaro	1954-59 Chevrolet/GMC Truck
1967-69 Firebird	1960-66 GMC Truck

K553 54-69

1970-81 Camaro Glove Box Lock

Reproduction glove box lock for 1970-81 Camaro models. This lock assembly is manufactured to factory specifications and will replace the original exactly.



3957092 70-81 Camaro

1940-72 GM Lock Cylinder Case

Reproduction glove box and console door lock cylinder case for various GM models. Manufactured from injection molded die cast zinc with the correct stainless steel cap. Features spring activated latch hook as original. Prepackaged in OER® polytube.



Note: Lock cylinder sold separately.

Glove Box:	Console:
1940-57 Passenger	1961-62 Full Size
1954-72 Truck	1966 Chevrolet
1961-65 Corvair	1960-64 Corvair
	1963-67 Corvette
	1965-67 Full Size

1380873 40-72

GM AUTHORIZED

1967-69 Camaro Glove Box Door Stoppers

Correct reproduction of the original rubber stoppers for all 1967-69 Camaro glove box doors.

A4250 67-69 Camaro

1955-79 GM Glove Box Door Bumper

Eliminate the rattling and looseness of the glove box door by simply replacing the worn out or missing rubber glove box door arm stopper.



1967-69 Camaro/Firebird	1955-57 Full size
1967-76 Impala/full size	1964-65 Chevrolet
1962-79 Chevy II/Nova	

4566397 55-79

1961-81 GM Glove Box Door Bumper

Reproduction glove box door arm rubber bumper. This bumper was installed on the glove box door arm on the various GM models listed. Manufactured from rubber as original, this stopper prevents rattling of the glove box door. Prepackaged in OER® polytube.



1970-81 Camaro	1966-72 Chevrolet/El Camino
1961-64 Impala	1967 GM Truck
1962-65 Chevy II/Nova	

3820023 61-81

1982-93 Impala/Caprice Glove Box Door/Ashtray Bumper

Reproduction anti-rattle rubber bumper for the glove box door on 1982-93 Impala and Caprice models and for the ashtray on 1990 models. Measures 5mm in height and fits a 3mm hole. 2 required per application.



3955982 82-93 Impala/Caprice

1967-68 F-Body Glove Box Catch Plate

Reproduction glove box catch plate for all 1967-68 Camaro models. Manufactured from stamped steel, this plate features the correct ribbed design and screw holes as original. Each catch plate is EDP coated for rust prevention. Includes the plate along with two attaching screws for a quick and easy installation. Prepackaged in bag with OER® header card.



K891 67-68 Camaro/Firebird

1969 Firebird Glove Box Catch Plate

Reproduction of the original glove box catch plate for all 1969 Firebird models. Prepackaged in bag with OER® header card featuring the GM Restoration Parts™ logo.



9797237 69 Firebird

Camaro Replacement Gauges

1967 Camaro Speedometer

GM Restoration Parts

Reproduction of the original 1967 Camaro standard 120 mph speedometer without speed warning. Speedometer face is designed to duplicate the original in every detail. Correctly calibrated and ready to install.



6480794 67 Camaro

1968 Camaro Speedometer

GM Restoration Parts

Reproduction of the original 1968 Camaro standard 120 mph speedometer without speed warning. Speedometer face is designed to duplicate the original in every detail. Correctly calibrated and ready to install.



6481843 68 Camaro standard

1967 Camaro Speedometer with Speed Warning

GM Restoration Parts

A high quality reproduction of the desirable and highly sought after 1967 Camaro RPO code U15 (speed warning indicator) speedometer. Speedometer face is designed to duplicate the original in every detail. Correctly calibrated and ready to install.



6480796 67 Camaro w/speed warning

1968 Camaro Speedometer with Speed Warning

GM Restoration Parts

A high quality reproduction of the desirable and highly sought after 1968 Camaro RPO code U15 (speed warning indicator) speedometer. Speedometer face is designed to duplicate the original in every detail. Correctly calibrated and ready to install.



6481845 68 Camaro w/speed warning

1969 Camaro Speed Warning Cable Bracket

A high quality reproduction of the control cable bracket used on 1969 Camaro with the desirable and highly sought after RPO code U15 (Speed Warning Indicator).



3954257 69 Camaro



6454841

1967-69 Speed Warning Control Cable

A high quality reproduction of the control cable for 1967-68 Camaro and Firebird, 1967 full size, 1968-69 Chevy II/Nova (#6454841), and 1969 Camaro models (#6476813) with the desirable and highly sought after RPO code U15 (Speed Warning Indicator).

6454841	67-68	Camaro/Firebird
6454841	67	Impala/full size
6454841	68-69	Chevy II/Nova
6476813	69	Camaro only

Camaro Replacement Gauges

1969 Camaro Speedometer

Restoration Parts

A high quality reproduction of the original standard 1969 Camaro 120 mph speedometer without speed warning option. Correctly calibrated and ready to install. Prepackaged in OER[®] chipboard box with the GM Restoration Parts[™] logo.



6482887 69 Camaro

1969 Camaro 120 MPH Speedometer with Speed Warning

Restoration Parts

A high quality reproduction of the desirable and highly sought after 1969 Camaro RPO code U15 (Speed Warning Indicator) speedometer. Speedometer face is designed to duplicate the original in every detail. Correctly calibrated and ready to install. Prepackaged in OER[®] chipboard box with the GM Restoration Parts[™] logo.



6482888 69 Camaro

1969 COPO Camaro 140 MPH Speedometer

Restoration Parts

Reproduction of the rare COPO 140 mph speedometer. This all new reproduction features correct face and is designed to duplicate the original in every detail. Correctly calibrated and ready to install. Officially Licensed by General Motors. Prepackaged in OER[®] chipboard box with the GM Restoration Parts[™] logo.



6492575

6492575 69 140 MPH w/o speed warning
6492576 69 140 MPH with speed warning

1970-78 Camaro 130 MPH Speedometer

Restoration Parts

Available for all Camaro models without speed warning. This 130 mph speedometer fits 1970-78 models with or without gauges and tachometer. OER[®] reproduction is manufactured to factory specifications and features correct original style markings. Each gauge is prepackaged in an OER[®] box with the GM restoration logo designed to protect the gauge during shipping.



8987263 70-78 Camaro

1970-74 Camaro 150 MPH Speedometer

Restoration Parts

Available for all Camaro models without speed warning. This 150 mph speedometer fits 1970-74 models with or without gauges and tachometer. OER[®] reproduction is manufactured to factory specifications and features correct original style markings. Each gauge is prepackaged in an OER[®] box with the GM restoration logo designed to protect the gauge during shipping.



6497236 70-74 Camaro

4 Speed Speedometer Cable Clip

Originally used on cars with factory installed 4 speed transmissions, this unique retainer clip is used to hold the speedometer cable onto the firewall and transmission tunnel. This clip was used on numerous GM models including 1967-69 Camaro models.



HC74

Speedometer Cable Retainer Clip

Reproduction speedometer cable retainer clip for various Chevrolet and Pontiac models. Retains the speedometer cable to the back of the speedometer. Comes prepackaged in OER[®] polytube.



1969-81 Camaro 1969-79 Nova 1977-85 Firebird
1969-72 Corvette 1977-82 Corvette 1977-85 Full size Chevrolet

6491006 69-85 various models

Camaro Tachometers

1967 Camaro 327 Tachometer



Quality reproduction of the original tachometer found on 1967 327 Camaro models. This tachometer includes a 5000 redline as shown. Original code option U17 (special instrumentation). This reproduction has been manufactured to exact specifications. Prepackaged in OER® box with GM Restoration Parts logo.



6468909 67 Camaro 5000 red line

1967 Camaro 350 or 396/325hp Tachometer



Quality reproduction of the original tachometer found on 1967 350 or 396/325hp Camaro models. This tachometer includes a 5500 redline as shown. Original code option U17 (special instrumentation). This reproduction has been manufactured to exact specifications. Prepackaged in OER® box with GM Restoration Parts™ logo.



6468910 67 Camaro 5500 red line

1967 Camaro Z28 or 396/375hp Tachometer



Quality reproduction of the original tachometer found on 1967 Z28 or 396/375hp Camaro models. This tachometer includes a 6000 redline as shown. This reproduction has been manufactured to exact specifications. Prepackaged in OER® box with GM Restoration Parts™ logo.



6468911 67 Z28 6000 red line

1968 Camaro 327 or 350 Tic-Toc-Tachometer



Reproduction of the original clock/tachometer combination found on 1968 Camaro models. This reproduction has been manufactured to exact specifications including a 5500 redline normally found on 327 and 350 models. Prepackaged in OER® box with GM Restoration Parts™ logo.



6468713 68 Camaro 5500 red line

1968 Camaro 396/325hp or 350hp Tic-Toc-Tachometer



Reproduction of the original clock/tachometer combination found on 1968 Camaro models. This reproduction has been manufactured to exact specifications including a 5000 redline normally found on 396/325 hp and 396/350 hp models. Prepackaged in OER® box with GM Restoration Parts™ logo.



6468714 68 Camaro 5000 red line

1968 Camaro Z28 or 396/375hp Tic-Toc-Tachometer



Reproduction of the original tachometer/clock combination found on 1968 Camaro models with the optional RPO code U17 special instrumentation package. This reproduction has been manufactured to exact specifications including a 6000 redline normally found on Z28 (302) and 396/375 hp models. Prepackaged in OER® box with GM Restoration Parts™ logo.



6468715 68 Z28 6000 red line

Camaro Tachometers

1969 SS-350 Tachometer

GM Restoration Parts

Top quality reproduction of the original 5 x 7 tachometer originally equipped on all 1969 SS-350 Camaro models. Tachometer face plate includes correct AC decal. Prepackaged in OER™ chipboard box with GM Restoration Parts™ logo.



6469381 69 Camaro 5000 red line

1969 396/375hp Tachometer

GM Restoration Parts

Correct reproduction of the original 6 x 7 tachometer originally equipped on all 1969 Camaro models equipped with 375hp 396ci engines. Tachometer face plate includes correct AC decal. Prepackaged in OER™ chipboard box with GM Restoration Parts™ logo.



6469383 69 Camaro 6000 red line

1969 396/325hp or 396/350hp & Early Z28 Tachometer

GM Restoration Parts

Factory correct reproduction of the original 5 x 7 tachometer originally equipped on all 1969 Camaro 325hp or 350hp 396ci engines. This tachometer was also used on early production Z28's. Tachometer face plate includes correct AC decal. Prepackaged in OER™ chipboard box with GM Restoration Parts™ logo.



6469382 69 Z28 5500 red line

1970-74 Camaro Tachometer

GM Restoration Parts

This tachometer fits all 1970-74 V8 Camaro models except Z28 or 396 models. OER™ reproduction is manufactured to factory specifications and correct markings and a lens for the oil pressure warning light. 7000 RPM range with 5000 RPM redline. Each gauge is prepackaged in an OER™ box designed to protect the gauge during shipping. Features the GM restoration logo on box.



5657040 70-74 Camaro V8 ext. Z28 or 396

1969 Z28 & 396/375hp Tachometer

GM Restoration Parts

Reproduction of the original style 6 x 8 tachometer. Tachometer face plate includes correct AC decal. This tachometer was used on Z28's built from January 1969 until mid October 1969 and also was used on 396/375hp Camaro models. Prepackaged in OER™ chipboard box with GM Restoration Parts™ logo.



6469384 69 Camaro 6000 red line

1975-78 Camaro Tachometer

GM Restoration Parts

This tachometer fits all 1975-78 V8 models. OER™ reproduction is manufactured to factory specifications and correct markings and a lens for the oil pressure warning light. 7000 RPM range with 5000 RPM redline. Each gauge is prepackaged in an OER™ box designed to protect the gauge during shipping. Features the GM restoration logo on box.



5657040 75-78 Camaro all V8

Camaro Replacement Gauges



Restoration Parts

1967 Camaro/Firebird Dash Fuel Gauge

Reproduction of the original standard in-dash fuel gauge for 1967 Camaro and Firebird models. This gauge includes the RH turn signal and warning light provisions as shown. For use on all models not equipped with an in-dash tachometer. Prepackaged in OER® box with GM Restoration Parts™ logo.

6457934 67 Camaro/Firebird



1968 Camaro Dash Fuel Gauge Restoration Parts

Reproduction of the original standard dash fuel gauge for 1968 Camaro models. This gauge includes the RH turn signal and warning light provisions as shown. For use on all models not equipped with an in-dash tachometer. Prepackaged in OER® box with GM Restoration Parts™ logo.

6431002 68 Camaro

1969 Camaro Dash Fuel Gauge

Restoration Parts

Reproduction of the original standard dash fuel gauge for 1969 Camaro models. This gauge is installed on vehicles that do not include an in-dash tachometer. Features correct face plate with AC decal. Officially Licensed by General Motors. Prepackaged in OER® box with GM Restoration Parts™ logo.

6431172 69 Camaro



1969 Camaro Center Dash Fuel Gauge

Restoration Parts

A high quality reproduction of the original center dash fuel gauge for 1969 Camaro models. The center dash fuel gauge is used for Camaro models originally equipped with a tachometer, without console gauges. Prepackaged in OER® box with GM Restoration Parts™ logo.

6431307 69 Camaro



1969 Camaro Center Dash Clock

Restoration Parts

Reproduction of the original center dash clock for 1969 Camaro models optioned with the RPO code U35 (Clock) or U17 (special instrumentation). Manufactured with quartz movement for accuracy. Cosmetically correct once installed. Prepackaged in OER® box with GM Restoration Parts™ logo.

3951213 69 Camaro



Camaro Replacement Gauges



GM Restoration Parts

1970-78 Camaro In-Dash Clock

Reproduction in dash clock for 1970-78 Camaro models with gauges. Features correct markings as shown and quartz movement for accuracy. Complete and ready to install. Each gauge is prepackaged in an OER® box designed to protect the gauge during shipping. Features a GM restoration logo on box.

3980116 70-78 Camaro



6474343

GM Restoration Parts

1970-78 Camaro Amp/Volt Gauge

Reproduction amp/volt gauge for 1970-78 Camaro models with gauges. Features correct markings as shown and comes calibrated and ready to install. Each gauge is prepackaged in an OER® box designed to protect the gauge during shipping. Features a GM restoration logo on box.

6473741 70-75 amps
6474343 76-78 volts



1968 Camaro/Firebird Speedo Oil/Brake Lens

Reproduction speedometer oil/brake warning lamp lens for 1968 Camaro and Firebird. This lens covers the lamps at the bottom of the speedo housing. Features correct lettering as shown.

K492 68 Camaro/Firebird

1970-78 Camaro Fuel Gauge

GM Restoration Parts

Reproduction fuel gauge for 1970-78 Camaro models with gauges.

Features correct markings as shown and comes calibrated and ready to install. Each gauge is prepackaged in an OER® box designed to protect the gauge during shipping. Features a GM restoration logo on box.

6431506 70-78 Camaro



1970-78 Camaro Water Temp Gauge

Reproduction water temperature gauge for 1970-78 Camaro models with gauges. Features correct markings as shown and comes calibrated and ready to install. Each gauge is prepackaged in an OER® box designed to protect the gauge during shipping. Features a GM restoration logo on box.

6489856 70-78 Camaro

1970-81 Camaro Gauge Mounting Plate

This reproduction of the original gauge mounting plate for 1970-81 Camaro models. This plate mounts to the back of the instrument case and allows you to mount a fuel gauge and volt gauge into your instrument cluster.

9743001 70-81 Camaro



1967-68 Camaro/Firebird Fuel Gauge Gen/Temp Lens

Reproduction fuel gauge gen/temp warning lamp lens for the 1967-68 Camaro and Firebird fuel gauge. Lens covers the lamps at the bottom of the fuel gauge and features the correct lettering as shown. Replacement lens for fuel gauge # 6431002.

K493 67-68 Camaro/Firebird



1967 Camaro/Firebird Speedo Fuel/Brake Lens

Reproduction of the speedometer fuel/brake warning lamp lens for the 1967 Camaro and Firebird speedometer. Lens covers the lamps at the bottom of the speedometer and features the correct lettering as shown. Replacement lens for speedometer # 6480796.

K494 67 Camaro/Firebird

Chevelle/Malibu/Monte Carlo

Speedometers

1969 120 mph Chevelle Speedometer

OER® reproduction of the original speedometer used on 1969 Chevelle models, without Speed Warning. Speedometer face is designed to duplicate the original in every detail. Correctly calibrated and ready to install. Prepackaged in OER® chipboard box with GM Restoration Parts™ logo.



6492542 69 speedometer w/o speed warning

1968 Chevelle Speedometer

GM Restoration Parts

Reproduction speedometer for 1968 Chevelle models. This 120 MPH speedometer is fully calibrated and ready to install. Designed for vehicles without speed warning function. Prepackaged in OER® box with GM Restoration Logo.



6492545 68 without warning light

1964-65 Chevelle/Malibu Speedometer

GM Restoration Parts

Reproduction of the original speedometer used on 1964-65 Chevelle and Malibu models, with or without gauge package. Speedometer face is designed to duplicate the original in every detail. Correctly calibrated and ready to install. Prepackaged in OER® chipboard box with GM Restoration Parts™ logo.



6407726 64-65 with or without gauge package

1970 Chevelle SS & Monte Carlo Speedometer

GM Restoration Parts

A high quality reproduction of the original 1970 Chevelle SS and Monte Carlo speedometer for use with or without gauge package, on models equipped with a floor mounted manual trans or console with automatic trans. Prepackaged in OER® chipboard box with GM Restoration Parts™ logo.



649305A 70 green markings

1971-72 Chevelle SS & Monte Carlo Speedometer

GM Restoration Parts

A high quality reproduction of the original 1971-72 Chevelle SS and Monte Carlo speedometer for use with or without gauge package, on models equipped with a floor mounted manual trans or console automatic. Speedometer face is designed to duplicate the original in every detail. Correctly calibrated and ready to install. Prepackaged in OER® chipboard box with GM Restoration Parts™ logo.



6493057W 71-72 white markings



GM Restoration Parts

1966 Chevelle/Malibu Speedometer

A high quality reproduction of the original speedometer used on 1966 Chevelle and Malibu models, with or without gauge package. Speedometer face is designed to duplicate the original in every detail. Correctly calibrated and ready to install. Prepackaged in OER® chipboard box with GM Restoration Parts™ logo.

Note: Will fit 1967 models but has no provision for the high beam indicator.

6456882 66 with or without gauge package

Chevelle/Monte Carlo Tachometers

New!



6468821

6468822

6468823

1968 Chevelle Tachometers

These are reproductions of the factory roller tachometers for 1968 Chevelle/El Camino models with SS option. They are made from stamped steel with injection molded roller face and assembled using high quality electronic components. Colors and fonts match every detail of the original GM issued part. Available in 3 redline configurations. Prepackaged in OER[®] box.

6468821	68	Chevelle	5000 redline
6468822	68	Chevelle	5500 redline
6468823	68	Chevelle	6000 redline

1969 Chevelle Tachometer and Gauge Cluster

Reproduction of the original 1969 Chevelle SS tachometer for use with the 454/425hp (LS6) engine. This reproduction has been manufactured to exact specifications. Includes the tachometer, battery gauge, temperature gauge, gasoline gauge and oil pressure gauge. Prepackaged in OER[®] box with GM Restoration Parts[™] logo.



6491313	69	Chevelle	tach/gauge cluster
---------	----	----------	--------------------

1970 Chevelle SS & Monte Carlo L34 & L55 Tachometer

Reproduction of the original 1970 Chevelle SS and Monte Carlo tachometer for use with the 396(402)/350hp (L34) or the 454/360hp (L55) engines. This reproduction has been manufactured to exact specifications. Prepackaged in OER[®] box with GM Restoration Parts[™] logo.



6469985	70	Chevelle SS & Monte Carlo	5500 red line
---------	----	---------------------------	---------------

1970 Chevelle SS & Monte Carlo L78, L89 & L56 Tachometer

Reproduction of the original 1970 Chevelle SS and Monte Carlo tachometer for use with the 396(402)/375hp (L78), 396(402)/375hp (L89) or the 454/450hp (L56) engines. This reproduction has been manufactured to exact specifications. Prepackaged in OER[®] box with GM Restoration Parts[™] logo.



6469983	70	Chevelle SS & Monte Carlo	6500 red line
---------	----	---------------------------	---------------

1971 Chevelle SS & Monte Carlo L56 Tachometer

Reproduction of the original 1971 Chevelle SS and Monte Carlo tachometer for use with the 454/425hp (L56) engine. This reproduction has been manufactured to exact specifications. Prepackaged in OER[®] box with GM Restoration Parts[™] logo.



6567407	71	Chevelle SS & Monte Carlo	6500 red line
---------	----	---------------------------	---------------

1971-72 Chevelle SS & Monte Carlo L48 & L65 Tachometer

Reproduction of the original 1971-72 Chevelle SS and Monte Carlo tachometer for use with the 350/270hp (L48) or 350/245hp (L65) engines. This reproduction has been manufactured to exact specifications. Prepackaged in OER[®] box with GM Restoration Parts[™] logo.



6567405	71-72	Chevelle SS & Monte Carlo	5000 red line
---------	-------	---------------------------	---------------

1971-72 Chevelle SS & Monte Carlo L53 & L55 Tachometer

Reproduction 1971-72 Chevelle SS and Monte Carlo tachometer for use with the 400(402)/240hp (L53) or 454/365hp (71) and 454/270hp (72) (L55) engines. This reproduction has been manufactured to exact specifications. Prepackaged in OER[®] box with GM Restoration Parts[™] logo.



6567406	71-72	Chevelle SS & Monte Carlo	5500 red line
---------	-------	---------------------------	---------------

Chevelle/A-Body Gauges

1965 Chevelle/Malibu Fuel Gauge



A high quality reproduction of the original standard dash fuel gauge for 1965 Chevelle and Malibu models without gauges. Prepackaged in OER® box with GM Restoration Parts™ logo.



6430164 65 Chevelle/Malibu

1969 Chevelle Fuel Gauge

OER® reproduction of the original standard fuel gauge for 1969 Chevelle models without instrument panel gauges. Includes warning lamps for oil pressure, temperature and charging system. Prepackaged in OER® box with GM Restoration Parts™ logo.



6431251 69 Chevelle w/warning lights

1966-67 Chevelle/Malibu Fuel Gauge



Reproduction of the original standard fuel gauge for 1966-67 Chevelles and Malibu's without instrument panel gauges. Prepackaged in OER® box with GM Restoration Parts™ logo. Officially Licensed by General Motors.



6430420 66-67 Chevelle/Malibu

1968 Chevelle Fuel Gauge

Correct reproduction fuel gauge for 1968 Chevelle vehicles equipped with warning lights. This gauge replicates the original in every detail, featuring a silk screened face in the correct colors and font to provide an original appearance, fit, and function. Prepackaged in OER® box.



6480638 68 models with warning light type gauges

1970-72 Chevelle SS & Monte Carlo Fuel Gauge



Reproduction of the original in-dash fuel gauge for 1970-72 Chevelle SS and Monte Carlo models. Each gauge will replace the original. Designed to exact factory specifications. Features green markings for 1970 and white markings for 1971-72. Prepackaged in OER® box with GM Restoration Parts™ logo.



6431409A

6431409A 70 Chevelle SS & Monte Carlo
6431409W 71-72 Chevelle SS & Monte Carlo

1970 Chevelle SS & Monte Carlo Amp Gauge



Reproduction of the original amp gauge for 1970 Chevelle SS and Monte Carlo models with green markings. Each gauge is manufactured to exact factory specifications. Prepackaged in OER® box with GM Restoration Parts™ logo.



6473695A 70 Chevelle SS & Monte Carlo

1971-72 Chevelle SS & Monte Carlo Amp Gauge



A high quality reproduction of the original amp gauge for 1971-72 Chevelle SS and Monte Carlo models with white markings. Each gauge is manufactured to exact factory specifications. Prepackaged in OER® box with GM Restoration Parts™ logo.



6473695W 71-72 Chevelle SS & Monte Carlo

1970 Chevelle SS & Monte Carlo Temperature Gauge



A high quality reproduction of the original temperature gauge for 1970 Chevelle SS and Monte Carlo models with green markings. Prepackaged in OER® box with GM Restoration Parts™ logo.



6486153A 70 Chevelle SS & Monte Carlo

Chevelle/A-Body Gauges



1971-72 Chevelle SS & Monte Carlo Temperature Gauge



High quality reproduction temperature gauge for 1971-72 Chevelle SS and Monte Carlo models with white markings. Each gauge is manufactured to exact factory specifications. Prepackaged in OER™ box with GM Restoration Parts™ logo.

6486153W 71-72



1965 Chevelle/Malibu SS Instrument Gauge Cluster



High quality reproduction instrument gauge cluster for 1965 Chevelle/Malibu SS models includes fuel, oil, temp and batt gauges in one cluster. Each gauge is manufactured to exact factory specifications. Prepackaged in OER™ box with GM Restoration Parts™ logo.

7196465 65



1965 Chevelle/Malibu Clock



Reproduction in-dash clock for 1965 Chevelle and Malibu models. Manufactured with quartz movement for accuracy. Cosmetically correct once installed. Prepackaged in OER™ box with GM Restoration Parts™ logo.

3863459 65



1968 Chevelle/El Camino Clock/Gauge Cluster

Reproduction in-dash clock and gauge cluster for 1968 Chevelle and El Camino models. Manufactured from stamped steel, as original, to factory specifications. Features sweeping fuel, temperature, oil, and battery gauges and quartz movement clock with one piece gauge face plate. Prepackaged in OER™ box.

6481543 68



1968 Chevelle/El Camino In-Dash Clock Assembly

Reproduction clock assembly for 1968 Chevelle and El Camino models. Manufactured to factory specifications and features correct style fonts and colors with quartz movement. Includes chrome adjustment knob. For models with warning light type gauges only. Prepackaged in OER™ box.

3919015 68 w/warning lights

1967-81 Clock Reset Knob

OER™ replacement of the clock reset knob. Includes knob with retaining nut. Measures 15/16" long. Fits various applications throughout the GM line. Includes 2 early or late model applications.

Note: This replacement part may differ slightly from the original in appearance.

Camaro	El Camino	Impala
Chevelle	Firebird	Nova
Corvette	GM Truck	

14053344 67-81 knob set



1969 Chevelle Center Dash Clock

OER™ reproduction of the original center dash clock for 1969 Chevelle models with green markings. Manufactured with quartz movement for accuracy. Cosmetically correct once installed. Prepackaged in OER™ box with GM Restoration Parts™ logo.

3948956 69



1970 Chevelle SS/Monte Carlo Clock



A high quality reproduction of the original clock for 1970 Chevelle SS and Monte Carlo models with green markings. Manufactured with quartz movement for accuracy. Cosmetically correct once installed. Prepackaged in OER™ box with GM Restoration Parts™ logo.

3973633A 70



1971-72 Chevelle SS/Monte Carlo Clock



Reproduction of the original clock for 1971-72 Chevelle SS and Monte Carlo models with white markings. Manufactured with quartz movement for accuracy. Cosmetically correct once installed. Prepackaged in OER™ box with GM Restoration Parts™ logo.

3973633W 71-72

Firebird Reproduction Gauges



GM Restoration Parts

1967 Firebird Speedometer

Reproduction of the original 1967 Firebird standard 120 mph speedometer without speed warning. Speedometer face is designed to duplicate the original in every detail. Correctly calibrated and ready to install.

6480794 67 Firebird



1967 Firebird Speedometer with Speed Warning

GM Restoration Parts

A high quality reproduction of the desirable and highly sought after 1967 Firebird RPO code U15 (speed warning indicator) speedometer. Speedometer face is designed to duplicate the original in every detail. Correctly calibrated and ready to install.

6480796 67 w/speed warning



1967 Firebird Speedometer with Gauge Package

GM Restoration Parts

OER® reproduction of the speedometer for 1967 Pontiac Firebird models with the optional gauge package and without speed warning. This speedometer is manufactured with the correct stamped steel face and features a die-cast speedometer case with fully functional odometer. Produced with the correct paint scheme and fonts as original. Also includes the green turn and red brake lens with the tube housing and gaskets. Prepackaged in OER® chipboard box with the GM Restoration Logo.

6481283 67 w/gauge package



1962-73 Speedometer Cable Firewall Grommet

GM Restoration Parts

Grommet used where speedometer cable runs through firewall on 1962-73 models. Correct reproduction of the original grommet. Prepackaged with OER® header card.

1967-70 Camaro 1967-73 Firebird 1967-68 Full Size 1962-70 Nova

3792008 62-73

1968 Firebird 160 MPH Speedometer without Gauge Package

A high quality reproduction of the original 160 mph speedometer used on 1968 Firebird models without speed warning or gauge package. Speedometer face is designed to duplicate the original in every detail. Correctly calibrated and ready to install. Includes LH turn signal indicator and warning lights provision as shown. Prepackaged in OER® chipboard box with GM Restoration Parts™ logo.



6481931 68 w/o gauge package

1968 Firebird Speedometer with Gauge Package

A high quality reproduction of the original 160 mph Firebird speedometer used on 1968 Firebird models with gauge package, without speed warning. Speedometer face is designed to duplicate the original in every detail. Correctly calibrated and ready to install. Includes LH and RH turn signal indicator and warning light provision as shown. Prepackaged in OER® chipboard box with GM Restoration Parts™ logo.



6481933 68 w/gauge package

1969 Firebird Speedometer

GM Restoration Parts

Reproduction of the original 160 mph speedometer used on 1969 Firebird models without speed warning. Speedometer face is designed to duplicate the original in every detail. Correctly calibrated and ready to install. Includes LH and RH turn signal indicator and brake warning light provision as shown. Prepackaged in OER® chipboard box with GM Restoration Parts™ logo.



6482799 69 w/o speed warning

Firebird Reproduction Gauges

1970-74 Firebird 160 MPH Speedometer

Correct OER® reproduction of the original speedometer! This is a reproduction of the 160 MPH speedometer installed in 1970-74 Firebird models. It features the correct markings, brake light lens, seat belt warning lens and high beam indicator lens. It's a complete unit calibrated and ready to install.

Note: Although specifically designed for 1970-74 models, this speedometer will fit all 1970-81 models.



6492882

6492882	70-74	Firebird	w/o seat belt warning
6497947	70-74	Firebird	w/seat belt warning

1975-79 Firebird 100 MPH Speedometer

Correct OER® reproduction of the original speedometer! This is a reproduction of the 100 MPH speedometer installed in 1975-79 Firebird models. It features the correct markings, brake light lens, seat belt warning lens and high beam indicator lens. It's a complete unit, calibrated and ready to install. Prepackaged in OER® box.



8986779	75-79	Firebird	160 MPH
---------	-------	----------	---------

1973-75 Firebird Tachometer & Clock

Firebird models that were equipped with optional Rally Gauges also included this tachometer and clock combination. This reproduction unit includes an 8000 RPM tachometer with 5700 RPM redline and a quartz movement clock. It features correct markings and comes calibrated and ready to install.



5658075	73-75	Firebird	5700 red line
---------	-------	----------	---------------

1967 Firebird Hood Tachometer

OER® Restoration Parts

OER® reproduction 1967 Firebird 8000 RPM hood tachometer with a 5200 RPM red line calibrated for a V8 engine. This 1st design "tall" style tachometer features green markings, numbering, lettering and Pontiac logo on a black background. The housing features a plastic lens, single bulb illumination and factory style vent hole.



side profile

Note: For use with breaker point type ignition systems only.

6468675	67	Firebird	V8 w/5200 red line
---------	----	----------	--------------------

1968-69 Firebird Hood Tachometer

OER® Restoration Parts

OER® reproduction 1968-69 Firebird 8000 RPM hood tachometer with 5200 RPM or 5500 RPM red line. This 2nd design "short" style tachometer features white markings, numbering and Pontiac logo on a black background. The housing features a plastic lens, dual bulb illumination, factory style vent holes, plus, an added feature from later model hood tachs, a hose nipple to attach a tube from the heater case supplying warm air to eliminate condensation. Now available in light color casing for easier painting!



6468974

side profile

overboard profile

Note: For use with breaker point type ignition system only. Modifications to heater case are necessary to install condensation tube.

6468971	68	Firebird	6 cyl w/5500 red line
6468972	68	Firebird	V8 w/5200 red line
6468973	68	Firebird	V8 w/5500 red line
6468974	69	Firebird	V8 w/5200 red line
6468975	69	Firebird	V8 w/5500 red line

1976-78 Firebird Tachometer & Clock

Firebird models that were equipped with optional Rally Gauges also included this tachometer and clock combination. This reproduction unit includes an 6000 RPM tachometer with 5000 RPM redline and a quartz movement clock. It features correct markings and comes calibrated and ready to install.



5659065	76-78	Firebird	5000 red line
---------	-------	----------	---------------

Firebird Reproduction Gauges

1967 Firebird Dash Fuel Gauge

Restoration Parts

Reproduction of the original standard in-dash fuel gauge for 1967 Firebird models. This gauge includes the RH turn signal and warning light provisions as shown. For use on all models not equipped with an in-dash tachometer. Prepackaged in OER[®] box with GM Restoration Parts[®] logo.

6457934 67 Firebird



1968 Firebird Instrument Gauge Cluster

Restoration Parts

A high quality reproduction of the original instrument gauge cluster used on 1968 Firebird models includes fuel, oil, gen and temp gauges in one cluster. Each gauge is manufactured to exact factory specifications. Prepackaged in OER[®] box with GM Restoration Parts[®] logo.

3196868 68 Firebird



1968 Firebird Fuel Gauge

Restoration Parts

Reproduction of the original standard fuel gauge for 1968 Firebird. Each gauge includes the RH turn signal indicator and warning lights as shown. Will mount to any original instrument carrier assembly for 1968 models. Correct in every detail. Prepackaged in OER[®] box with GM Restoration Parts[®] logo.

6431007 68 Firebird



1970-79 Firebird Fuel Gauge

Restoration Parts

Reproduction fuel gauge for 1970-79 Firebird models with optional Rally Gauges. Features correct UNLEADED FUEL ONLY markings as original on the 1975-79 models, but will also fit 1970-74 models. Comes calibrated and ready to install.

6432039 70-79 Firebird



1970-78 Firebird Oil/Water Gauge

Restoration Parts

Reproduction oil pressure and water temperature gauge for 1970-78 Firebird models with optional Rally Gauges. Features correct markings and comes calibrated and ready to install.

6493193 70-78 Firebird



1969 Firebird Fuel Gauge

Restoration Parts

A high quality reproduction of the original standard fuel gauge for 1969 Firebird. Each gauge includes the temp, generator, and oil warning lights as shown. Correct in every detail. Prepackaged in OER[®] box with GM Restoration Parts logo.

6431093 69 Firebird



1970-79 Firebird Volt Gauge

Restoration Parts

Reproduction volt gauge for 1970-79 Firebird models with optional Rally Gauges. Features correct markings and comes calibrated and ready to install.

6473693 70-79 Firebird



Corvette Reproduction Gauges

1968-71 Corvette Speedometer without Speed Warning

Restoration Parts

Reproduction of the original speedometer for 1968-71 Corvette models without speed warning. This reproduction gauge with green markings is manufactured to exact factory specifications and designed to replace the original GM gauge. This speedometer *does not* include the speed warning device. Prepackaged in OER® box with the GM Restoration Parts™ logo.



6480991	68	Corvette	with threaded end
6492696	69-71	Corvette	with push-on end

1968-69 Corvette Speedometer with Speed Warning

Restoration Parts

A high quality reproduction of the original speedometer for 1968-69 Corvette models with speed warning. Speedometer face with green markings is designed to duplicate the original in every detail. Correctly calibrated and ready to install. Includes LH turn signal indicator and speed warning device. This speedometer includes the speed warning device. Prepackaged in OER® box with the GM Restoration Parts™ logo.



6480910	68	Corvette	with threaded end
6492697	69	Corvette	with push-on end

1972-74 Corvette Speedometer without Speed Warning

Restoration Parts

A high quality reproduction of the original speedometer for 1972-74 Corvette models without speed warning. This reproduction gauge with white markings is manufactured to exact factory specifications and designed to replace the original GM gauge. This speedometer *does not* include the speed warning device. Prepackaged in OER® box with the GM Restoration Parts™ logo.



Note: Use 1968 style drive cable housing with a threaded end at the speedometer.

6496850	72-74	Corvette
---------	-------	----------

1968-71 Corvette Clock

Restoration Parts

Reproduction of the original instrument cluster clock for 1968-71 Corvette. Manufactured to exact factory specifications with a quartz movement upgrade. Each clock will replace the original assembly exactly. Features green markings. Prepackaged in OER® box with GM Restoration Parts™ logo.



6262640A	68-71	Corvette
----------	-------	----------

1972-74 Corvette Clock

Restoration Parts

A high quality reproduction of the original instrument cluster clock for 1972-74 Corvette. Manufactured to exact factory specifications with a quartz movement upgrade. Each clock will replace the original assembly exactly. Features white markings. Prepackaged in OER® box with GM Restoration Parts™ logo.



6262640W	72-74	Corvette
----------	-------	----------

Corvette Tachometers

1968-71 Corvette Tachometer

GM Restoration Parts

Reproduction of the original tachometer for 1968-71 Corvette models. Features green markings. This reproduction has been manufactured to exact specifications. For distributors with tach drive only. Uses clip on style drive cable (not screw on). Prepackaged in OER™ box with GM Restoration Parts™ logo.



66953504

6469550A	68-71	Corvette	5300 redline
6468711A	68-71	Corvette	5500 redline

1968-71 Corvette Tachometer

GM Restoration Parts

Reproduction of the original tachometer found on 1968-71 Corvette models. Features green markings. This reproduction has been manufactured to exact specifications. For distributors with tach drive only. Uses clip on style drive cable (not screw on).



6469057A	68-71	Corvette	6000 redline
----------	-------	----------	--------------

1968-71 Corvette Tachometer

GM Restoration Parts

A high quality reproduction of the original tachometer found on 1968-71 Corvette models. Features green markings. This reproduction has been manufactured to exact specifications. For distributors with tach drive only. Uses clip on style drive cable (not screw on). Prepackaged in OER™ box with GM Restoration Parts™ logo.



6468712A	68-71	Corvette	6500 red line
----------	-------	----------	---------------

1972-74 Corvette Tachometer

GM Restoration Parts

Reproduction of the original tachometer found on 1972-74 Corvettes. Features white markings. This reproduction has been manufactured to exact specifications. For distributors with tach drive only. Uses clip on style drive cable (not screw on). Prepackaged in OER™ box with GM Restoration Parts™ logo.



6695350W

64695350W	72-74	Corvette	5300 red line
6468711W	72-74	Corvette	5500 red line

1972-74 Corvette Tachometer

GM Restoration Parts

A high quality reproduction of the original tachometer found on 1972-74 Corvette. Features white markings. This reproduction has been manufactured to exact specifications. For distributors with tach drive only. Uses clip on style drive cable (not screw on). Prepackaged in OER™ box with GM Restoration Parts™ logo.



6469057W	72-74	Corvette	6000 red line
----------	-------	----------	---------------

1972-74 Corvette Tachometer

GM Restoration Parts

Reproduction of the original tachometer found on 1972-74 Corvette with 6500 redline. This reproduction has been re-manufactured to exact specifications. For distributors with tach drive only. Uses clip on style drive cable (not screw on). Prepackaged in OER™ box with GM Restoration Parts™ logo.



6468712W	72-74	Corvette	6500 red line
----------	-------	----------	---------------

Corvette Reproduction Gauges

1968-71 Corvette

Fuel Gauge



Reproduction of the original instrument cluster fuel gauge for 1968-71 Corvette. Manufactured to exact factory specifications with green markings as original. Each fuel gauge will replace the original assembly exactly. Prepackaged in OER[®] box with GM Restoration Parts[™] logo.

Note: Low Fuel Warning Indicator not included.

6431617A 68-71 Corvette



1968-71 Corvette

Ammeter Gauge



A high quality reproduction of the original instrument cluster ammeter for 1968-71 Corvette. Manufactured to exact factory specifications with green markings as original. Each battery gauge will replace the original gauge exactly. Prepackaged in OER[®] box with GM Restoration Parts[™] logo.

6473859A 68-71 Corvette



1972-74 Corvette

Fuel Gauge



A high quality reproduction of the original instrument cluster fuel gauge for 1972-74 Corvette. Manufactured to exact factory specifications with white markings as original. Each fuel gauge will replace the original assembly exactly. Prepackaged in OER[®] box with GM Restoration Parts[™] logo.

Note: Low Fuel Warning Indicator not included.

6431617W 72-74 Corvette



1972-74 Corvette

Ammeter Gauge



Quality reproduction of the original instrument cluster ammeter for 1972-74 Corvette. Manufactured to exact factory specifications with white markings as original. Each battery gauge will replace the original gauge exactly. Prepackaged in OER[®] box with GM Restoration Parts[™] logo.

6473859W 72-74 Corvette



1968-71 Corvette

Oil Pressure Gauge



A high quality reproduction of the original instrument cluster oil pressure gauge for 1968-71 Corvette. Manufactured to exact factory specifications with green markings as original. Each gauge will replace the original exactly. Prepackaged in OER[®] box with GM Restoration Parts[™] logo.

6462928A 68-71 Corvette



1968-71 Corvette

Temperature Gauge



Quality reproduction of the original instrument cluster temperature gauge for 1968-71 Corvette. Manufactured to exact factory specifications with green markings as original. Each temperature gauge will replace the original gauge exactly. Prepackaged in OER[®] box with GM Restoration Parts[™] logo.

6490857A 68-71 Corvette



1972-73 Corvette

Oil Pressure Gauge



A high quality reproduction of the original instrument cluster oil pressure gauge for 1972-73 Corvette. Manufactured to exact factory specifications with white markings as original. Each oil pressure gauge will replace the original gauge exactly. Prepackaged in OER[®] box with GM Restoration Parts[™] logo.

6462928W 72-73 Corvette



1972-74 Corvette

Temperature Gauge



A high quality reproduction of the original instrument cluster temperature gauge for 1972-74 Corvette. Manufactured to exact factory specifications with white markings as original. Each temperature gauge will replace the original gauge exactly. Prepackaged in OER[®] box with GM Restoration Parts[™] logo.

6490857W 72-74 Corvette



Full Size Replacement Gauges

1963 Impala/Full Size Speedometer

Reproduction speedometer for all 1963 Impala and full size Chevrolet models. Prepackaged in OER® chipboard box with GM Restoration Parts™ logo.



6406165 63 Impala/Full Size

1964 Impala/Full Size Speedometer

Reproduction speedometer for 1964 Chevrolet full size models. Features turn signal indicators and warning lights provision. The speedometer numerical digits are located on the lens assembly. Prepackaged in OER® chipboard box with GM Restoration Parts™ logo.



6408481 64 Impala/Full Size

1965 Impala/Full Size Speedometer

Reproduction speedometer for 1965 Chevrolet full size models. Features turn signal indicators and warning lights provision. The speedometer numerical digits are located on the lens assembly. Prepackaged in OER® chipboard box with GM Restoration Parts™ logo.



6408852 65 Impala/Full Size

1966 Impala/Full Size Speedometer

Reproduction speedometer for all 1966 Chevrolet full size models. Each unit is calibrated and ready to install. Features the correct color needle, turn signal indicators and warning light provisions. Uses a screw-in type speedometer cable as original. Prepackaged in OER® box with GM Restoration Logo.



6456802 66 Impala/Full Size

1963 Impala/Full Size

Fuel Gauge

Reproduction of the original standard dash fuel gauge for 1963 Impala, Bel Air and Biscayne models. This reproduction is an exact replica of the original. Prepackaged in OER® box with GM Restoration Parts™ logo.



5644392 63 Impala/Full Size

1964 Impala/Full Size

Fuel Gauge

Reproduction of the original standard dash fuel gauge for 1964 Impala, Bel Air and Biscayne models. This reproduction is an exact replica of the original. Prepackaged in OER® box with GM Restoration Parts™ logo.



5644869 64 Impala/Full Size

1965 Impala/Full Size

Fuel Gauge

Reproduction of the original standard dash fuel gauge for 1965 Impala, Bel Air and Biscayne models. This reproduction is an exact replica of the original. Prepackaged in OER® box.



6430118 65 Impala/Full Size

1966 Impala/Full Size Fuel Gauge

Reproduction fuel gauge assembly for all 1966 Impala/ full size Chevrolet passenger car models including Impala, Bel Air, and Biscayne. Features a silk screened face with correct coloration as well as authentic markings and fonts. Prepackaged in OER® box.



6430461 66 Impala/Full Size

New!



3710648



3733694

1955-62 Chevrolet In-Dash Clock

A high quality reproduction of the original in-dash clock for 1955-57 Chevrolet and 1958-62 Corvette models. Manufactured with quartz movement for accuracy. Cosmetically correct once installed, and features the correct color face and numerals. Prepackaged in OER box with the GM Restoration logo.

3710648 55-56 Chevrolet

3710648 58-62 Corvette

3733684 57 Chevrolet

Full Size Replacement Gauges

1961-62 Impala/Full Size

Clock

A high quality reproduction of the original in-dash clock for 1961-62 full size Chevrolet models.

Manufactured with quartz movement for accuracy. Cosmetically correct once installed, and features the correct color face and lettering.



3814155 61-62

1963 Impala/Full Size Clock

A high quality reproduction of the original in-dash clock for 1963 full size Chevrolet models.

Manufactured with quartz movement for accuracy. Cosmetically correct once installed, and features the correct color face and lettering.



3825525 63

1964 Impala/Full Size Clock

A high quality reproduction of the original clock for 1964 Impala, Bel Air and Biscayne models.

Manufactured with quartz movement for accuracy. Cosmetically correct once installed. Prepackaged in OER™ box with GM Restoration Parts™ logo.



3843693 64 in-dash clock

1965 Impala/Full Size Clock

A high quality reproduction of the original in-dash clock for 1965 full size Chevrolet models.

Manufactured with quartz movement for accuracy. Cosmetically correct once installed, and features the correct color face and lettering.



3861410 65 in-dash clock



1966 Impala/Full Size Clock

Reproduction in-dash clock assembly for 1966 Chevrolet Impala/full size. Installs on any 1966 Impala or full size Chevrolet except Super Sport models. Features chrome adjusting knob, silk-screen face, correct fonts and coloration, and quartz movement for accuracy. Prepackaged in OER™ box.

986617 66 Impala/Full Size

New!



9775187

Speedometer Gears

OER™ reproduction speedometer drive gear, identified by both its tooth count and color. Replace worn out, stripped or damaged original gears or use a different gear for speedometer correction when changing rear axle final drive ratios or changing tire sizes.

Note: The color of the speedometer gear may not be the same as the original due to additions or deletions of GM part numbers and/or the consolidation of these numbers.

3860346	23 teeth	black
9774413	34 teeth	lt green
1359270	36 teeth	white
1359271	37 teeth	yellow
1359272	38 teeth	blue
1359273	39 teeth	brown
1362048	40 teeth	black
1362049	42 teeth	green
1362196	43 teeth	lt green
9780470	44 teeth	gray
9775187	45 teeth	lt blue

New!



1961-64 Impala/Full Size Speedometer Grommet

Reproduction GM speedometer cable thru firewall grommet for all 1961-64 Chevrolet Impala/full size models. Manufactured to factory specifications from correct rubber material, for a perfect fit. Prepackaged in OER™ polytube.

3786368 61-64 Impala/Full Size



1962-83 GM Speedometer Cable

Thread-on design measures 75" in length. It fits all 1962-69 GM cars and trucks, 1978-83 El Camino, Malibu, Monte Carlo, Grand Prix, Lemans, Grand AM, Cutlass, Regal and Century, with automatic and cruise, and 1982-83 Celebrity, Citation, Bonneville, Phoenix, 6000, Cutlass Cierra, Century and Skylark. Measures 75" in length.

6478128 62-83

1962-90 GM 55" Long Thread-On Lower Speedometer Cable

Thread-on design measures 55" in length. It fits all 1962-69 GM cars and trucks, 1982 Camaro and Firebird with 4 speed manual and cruise, 1982-83 El Camino, Malibu, Monte Carlo, Grand Prix, Lemans, Grand AM, Cutlass, and Regal with automatic and cruise, and 1982-90 Impala and Caprice with automatic and cruise. Measures 55" in length.

6478125 62-90

1967-89 GM 24" Long Thread-On Lower Speedometer Cable

This lower speedometer cable is manufactured as original. It is a thread-on design and measures 24" in length. It fits all 1967-69 Camaro with 3 speed manual, 1967-72 Camaro with 4 speed manual, 1974 Camaro and Nova models, 1973-75 Camaro with TH350, 1982-89 1/2 and 3/4 ton full size 2WD GM truck models automatic. Measures 24" in length.

6454481 67-89

1969-90 GM 69" Long Push-On Speedometer Cable

This speedometer cable is manufactured as original. It is a push-on design and measures 69" in length. It fits all 1969-74 GM models with 3 speed manual, 1967-70 with 4 speed manual or Powerglide, 1973-74 Nova and Chevelle models, 1973-75 Monte Carlo, 1982-84 Impala and Caprice models without cruise control, 1985-90 full size GM truck models with 4 speed manual, and 1982-88 2WD S-Series trucks. Measures 69" in length.

6478176 69-90

Chevy II/Nova Replacement Gauges

1962-64 Chevy II/Nova Speedometer

 Restoration Parts

A high quality reproduction of the original 120 mph speedometer for 1962-64 Chevy II/Nova. Speedometer face is designed to duplicate the original in every detail. Correctly calibrated and ready to install. Prepackaged in OER® chipboard box with GM Restoration Parts™ logo.



6406815 62-64 Chevy II/Nova

1965 Chevy II/Nova Speedometer

Reproduction of the original 120 mph speedometer for 1965 Chevy II/Nova. Speedometer face is designed to duplicate the original in every detail. Correctly calibrated and ready to install. Prepackaged in OER® chipboard box.



6455482 65 Chevy II/Nova



1966-67 Chevy II/Nova Speedometer

 Restoration Parts

Speedometer face without speed warning is designed to duplicate the original in every detail. Correctly calibrated and ready to install. Features turn signal indicators and warning light provision as shown. Prepackaged in OER® chipboard box with GM Restoration Parts™ logo.

6459272 66-67 Chevy II/Nova



 Restoration Parts

1969-74 Nova Speedometer Without Console Gauges

Available for all Nova models without speed warning. This speedometer fits models without console gauges and tachometer. OER® reproduction is manufactured to factory specifications and will replace the original exactly. On models without console gauges the speedometer also housed the fuel gauge on the left side.

6496615 69-74 Nova



1969-74 Nova Speedometer with Console Gauges

 Restoration Parts

Available for all Nova models without speed warning. This speedometer fits models with console gauges and tachometer. OER® reproduction is manufactured to factory specifications and will replace the original exactly. On console gauge models the left opening housed a tachometer.

6496617 69-74 Nova



5644638



5644639

1963-65 Chevy II/Nova Fuel Gauge Cluster

 Restoration Parts

Reproduction of the original standard dash fuel gauge for 1963-65 Chevy II/Nova models. Each gauge features the temp, generator, and oil warning lights as shown. Prepackaged in OER® box with GM Restoration Parts™ logo.

5644638 63-64 Chevy II/Nova

5644639 65 Chevy II/Nova

1963-65 Nova SS Instrument Gauge Cluster

 Restoration Parts

A high quality reproduction of the original instrument gauge cluster for 1963-65 Chevy II/Nova SS models includes fuel, oil, temp and batt gauges in one cluster. Each gauge is manufactured to exact factory specifications. Prepackaged in OER® box with GM Restoration Parts™ logo.



2196365

2196365 63-64 Nova SS

2196565 65 Nova SS

1963-65 Chevy II/Nova Clock

 Restoration Parts

Reproduction of the original clock for 1963-65 Chevy II/Nova. Manufactured with quartz movement for accuracy. Cosmetically correct once installed. Prepackaged in OER® box with GM Restoration Parts™ logo.

3863796 63-65 Chevy II/Nova



Chevy II/Nova & Truck Gauges



GM Restoration Parts

1966-67 Chevy II/Nova Fuel Gauge

Reproduction of the original standard fuel gauge for 1966-67 Chevy II/Nova models. This in-dash fuel gauge is designed to replace the original, factory gauge. Completely ready to install, each gauge is manufactured to exact factory specifications. Prepackaged in OER® box with GM Restoration Parts™ logo. Officially Licensed by General Motors.

6430436 66-67



GM Restoration Parts

1969-74 Nova In-Dash Fuel Gauge

1969-74 Nova models without console gauges used this in dash fuel gauge. This OER® reproduction is manufactured to factory specifications and is calibrated and ready to install.

6431585 69-74



5658293



5659232



25058083

1963-65 Chevy II/Nova Instrument Cluster Lens Plug

GM Restoration Parts

Reproduction of the original chrome faced instrument cluster lens plug used on 1963-65 Chevy II/Nova models without a clock. Prepackaged in OER® chipboard box with GM Restoration Parts™ logo.

6406757 63-65



1969-74 Nova Clock Opening Cover Plate

GM Restoration Parts

1969-74 Nova models without a dash mounted clock used this plate to cover the opening on the right side of the speedometer. This OER® reproduction is stamped to factory specifications and features correct raised markings for 1971-74. 1969-70 models feature the same markings without the Nova script. Includes mounting plate.

6496824 69-74



GM Restoration Parts

1968-74 Nova In-Dash Tachometer

Available for all Nova models with console gauges. This tachometer fits 1968-70 V8 models except 327/325HP or 396, and all 1971-74 V8 models. OER® reproduction is manufactured to factory specifications and will replace the original exactly. Mounts in the left opening of the speedometer. If you are adding gauges and tach to a model not equipped originally with these options you'll need to replace your speedometer with part #6496617. 7000 RPM range with 5000 RPM redline.

5657301 68-70 exc HP or 88

5657301 71-74 all V8



GM Restoration Parts

1969-74 Nova In-Dash Clock

This OER® reproduction clock is manufactured to factory specifications and features correct markings and a quartz movement for accuracy. Replace your broken or missing original or install this optional clock in any 1969-74 Nova.

994125 69-74

1973-87 Chevrolet/GMC Truck Tachometers **GM** AUTHORIZED

Reproduction tachometers for 1973-87 Chevrolet and GMC truck models equipped with a V8 engine. Manufactured to original specifications with gloss black faces, silk screened markings with the correct fonts, and bright orange needles. Features modern electronics for improved accuracy.

5658293 73-75 all
5659232 76-79 1st design 1979
25058083 79-87 2nd design 1979

Reproduction GM Switches

1947-82 GM Headlamp Switches

OER AUTHORIZED

Service replacement headlamp switch and knobs available for 1947-92 GM car and truck models with 6 or 12 volt electrical systems.



1995095

Camaro

1995147	67
1995147	68-71 w/o RS
1995154	72-81
1995226	82-92

Firebird

1995147	67
1995154	68-81

Chevy II/Novo

1995095	60-63
1995147	65-73
1995154	74-79

Full Size

1995095	58-63
1995147	64-73 Bel Air, Impala
1995147	64-72 Biscayne
1995147	67-73 Caprice
1995154	74-84 Impala/Caprice
1995154	74-75 Bel Air

Chevelle

1995147	64-73
---------	-------

El Camino

1995095	59-60
1995147	64-72
1995154	73-81

Corvette

1995147	64-71
---------	-------

Chevrolet/GMC Truck/Suburban

1995041	47-55 6-volt
1995082	47-55 12-volt
1995095	60-63 truck
1995147	64-72 truck
1995147	68-72 Suburban
1995154	73-86 C/K
1995154	87-91 R/V

1947-55 GM Truck **OER AUTHORIZED** Headlamp Dimmer Switch

Service replacement dimmer switch for 1947-54 and 1955 1st series Chevrolet and GMC truck models with 6-volt electrical systems.

Note: This switch may differ cosmetically from the original.



1796260	47-55 GM Truck
---------	----------------



1961-84 GM Headlamp

Dimmer Switch **OER AUTHORIZED**

Correct reproduction headlamp dimmer switch for various GM models. Installs in driver side floor and toggles the high beam headlamps.

1967-81	Camaro
1967-77	Firebird
1962-75	Chevy II/Novo
1967-77	full size w/o Guide-Matic dimmer
1961-84	Chevrolet/GMC Pickup
1963-76	Corvette

12338706	61-84
----------	-------

New!



1967-79 Delco Remy Relay

Reproduction blower motor various applications across many GM lines. Features Delco-Remy stamping on cover. Prepackaged in OER® box.

Camaro

1967	RS headlamp relay (3 req.)
1975-77	blower motor cutoff relay (1 req.)

Novo

1975-77	blower motor cutoff relay (1 req.)
---------	------------------------------------

Full size Chevrolet cars

1969-70	blower motor cutoff relay w/ auto temp control (2 req.)
1971-76	blower motor cutoff relay w/o auto temp control (1 req.)

Chevelle

1973-77	blower motor cutoff relay (1 req.)
---------	------------------------------------

Corvette

1968-71	windshield wiper motor relay (1 req.)
1970-72	blower motor cutoff relay (1 req.)
1977-79	blower motor cutoff relay (1 req.)

Vega

1974-75	blower motor cutoff relay (1 req.)
---------	------------------------------------

Monza

1975-77	blower motor cutoff relay (1 req.)
---------	------------------------------------

1115858	67-79
---------	-------



1969 Camaro

Cowl Induction Relay **New!**

Reproduction of the cowl induction relay assembly designed for use on all 1969 Camaro models with Cowl Induction option. This relay installs on the firewall and controls the electrical impulse to the cowl induction valve solenoid. Prepackaged in OER® box.

4540898	69	Camaro
---------	----	--------



1990084



7843451



26036235

OER AUTHORIZED

1967-02 GM Ignition Switches

This reproduction ignition switch is manufactured to original specifications and mounts to the steering column of various GM models.

Camaro

1990084	69-89	w/MT w/only
1990096	69-86	w/tilt
7843451	84-89	w/AT w/tilt
7843451	90	all
1990096	91-02	w/MT w/tilt
7843451	91-92	w/AT
26036235	93-02	w/AT

Firebird/Trans Am

1990084	71-88	
7843451	84-89	w/tilt
26036235	93-02	w/AT

Chevy II/Novo

1990084	69-79	w/o tilt
---------	-------	----------

Full Size

1990084	71-81	
26036235	96	Impala SS
26036235	96	Caprice Classic

Chevrolet/GMC Truck/Suburban

1116683	67-72	
1990084	73-86	C/K
1990084	87-91	R/V
1990084	88-94	C/K

Reproduction GM Switches



OER AUTHORIZED

1969-02 GM Turn Signal Switch

Service replacement turn signal switch for a variety of GM models. This multifunction/turn signal switch is designed to install and function as original.

- 1976-02 Camaro
- 1977-02 Firebird
- 1976-77 full size models
- 1978-85 full size w/o cornering lamps
- 1986-88 full size w/o tilt, pulse wipers, or cornering lamps
- 1986-88 full size w/pulse wipers, w/o tilt or cornering lamps
- 1989-90 full size w/o tilt wheel
- 1991-93 full size w/single key option
- 1977-79 Nova
- 1984-94 C/K Trucks
- 1992-94 Suburban
- 1983-94 S10
- 1987-94 Blazer
- 1989-75 Corvette w/o Tilt or Telescoping Wheel
- 1976-87 Corvette
- 1977-87 El Camino

Note: This switch may differ cosmetically from the OEM part.

1995963 69-02



OER AUTHORIZED

1989-96 GM Turn Signal Switch

Replacement turn signal switch for various GM models. Maintain proper turn signal operation with this replacement multifunction/turn signal switch.

- 1989 Camaro
- 1989 Firebird
- 1989-90 full size all with tilt wheel
- 1991-93 full size w/o single key option
- 1994-95 full size all
- 1996 full size all w/o floor console
- 1989-90 Corvette
- 1989-95 Corvette ZR-1

1995974 89-96



1958-87 GM Oil Pressure Sending Unit **OER AUTHORIZED**

This reproduction oil pressure sending unit manufactured to original specifications to provide the correct signal to the instrument cluster.

10045707 58-87



1957-78 GM Temperature Sending Unit **OER AUTHORIZED**

This temperature sending unit installs in the side of the cylinder block or intake manifold and provides a signal for the temperature gauge.

- 1967-78 Camaro
- 1957-78 full size
- 1957-78 Chevrolet/GMC Pickup

1513321 57-78



OER AUTHORIZED

1977-83 GM Door Lock Actuator

Reproduction door lock actuator assembly for various GM models. Designed to install using original mounting bracket.

- 1978-92 Camaro
- 1978-92 Firebird
- 1977-90 full size fr & rr door
- 1977-90 full size w/gas tailgate
- 1977-86 C/K trucks
- 1987-91 R/V trucks
- 1979-86 CK Blazer/Jimmy fr & rr door
- 1987-91 RV Blazer/Jimmy fr & rr door
- 1978-93 Corvette
- 1977-81 Chevrolet fr & rr door
- 1977-81 El Camino
- 1977-81 Pontiac Grand Prix & Lemans

Note: Original mounting bracket must be reused.

22020256 77-93



25524845

OER AUTHORIZED

1958-90 GM Brake Lamp Switches

Service replacement brake lamp switch for various GM models. Installs behind the brake pedal arm and illuminates the brake lamps when the pedal is actuated.

2 Pin without Cruise Control

- 1967-86 Camaro w/o cruise control
- 1967-81 Firebird w/o cruise control
- 1958-86 full size w/o cruise control
- 1962-66 Chevy II/Nova
- 1967-79 Chevy II/Nova w/o cruise control
- 1968-79 Truck w/o cruise control, 1 end plug
- 1980-86 Truck w/o cruise control, 1 end plug
- 1987-90 R/V Truck models w/o cruise control, 1 end plug

4 Pin without Cruise Control

- 1980 Camaro w/o cruise control
- 1981 Camaro w/ AT w/o cruise control
- 1982-83 Camaro AT or MT w/o cruise control
- 1984-86 Camaro W/ AT w/o cruise control
- 1980 Firebird/Trans Am w/o cruise control
- 1981 Firebird w/ AT w/o cruise control
- 1982-86 Firebird w/ MT w/o cruise control
- 1980 Impala/Caprice w/ AT w/o cruise control
- 1981-85 Caprice & Impala w/o cruise control
- 1986 Caprice w/o cruise control
- 1987-89 Blazer w/o cruise control
- 1980-86 G/K Series Pickup w/AT w/o cruise control
- 1980-86 Suburban w/o cruise control
- 1982-87 S10 w/o cruise control
- 1980-82 Corvette w/o Cruise Control
- 1984-86 Corvette w/o Cruise Control
- 1980-84 El Camino

4 Pin with Cruise Control

- 1967-79 Camaro w/cruise control
- 1980 Camaro w/cruise control (1st design)
- 1981-86 Camaro w/cruise control
- 1967-79 Firebird w/cruise control
- 1980 Firebird w/cruise control (1st design)
- 1981-86 Firebird w/Cruise Control
- 1967-79 Chevy II/Nova w/cruise control
- 1967-75 Bel-air w/cruise control
- 1967-72 Bicayne w/cruise control
- 1967-85 Impala/Caprice w/ cruise control
- 1968-79 Trucks w/cruise control w/ AT
- 1987-89 Trucks R/V series w/cruise control
- 1971-90 Blazer w/cruise control
- 1971-86 G/K Pickup w/cruise control
- 1971-86 Suburban w/cruise control
- 1983-87 S10 w/cruise control
- 1967-80 Corvette w/cruise control
- 1980-81 Corvette w/AT w/cruise control
- 1982-86 Corvette w/AT w/cruise control
- 1967-73 Chevrolet
- 1971-87 El Camino

126121958-902pin.w/o/cruise
2550462880-894pin.w/o/cruise
2552484567-904pin.w/cruise

Camaro/Firebird Dash Components



1969 Camaro Dash Grab Handle and Molding Kit

Reproduction 1969 Camaro dash grab handle and molding kit that is located above the glove box door on the dash. Complete kit includes the black plastic molding with silver trim, grab handle with chrome bezels, Camaro script emblem and all necessary retainers and hardware.

88090 69 Camaro



1969 Camaro Instrument Panel Molding

GM Restoration Parts

Reproduction of the original instrument panel molding located above glove box door area on dash. Features correct mylar chrome trim. Prepackaged in OER® bag with GM Restoration Parts™ logo.

3939692 69 Camaro



1969 Camaro Dash Panel Clip

This reproduction aluminum clip attaches the dash panel molding located above the glove box on 1969 Camaro models. Sold individually, 3 required.

3922826 69 Camaro



GM Restoration Parts

1969 Camaro Dash Panel Emblem

Original style reproduction dash panel molding emblem which applies to the dash panel face molding above the glove box door. Officially Licensed by General Motors. Shipped in OER® chipboard box with GM Restoration Parts™ logo.

3950003 69 Camaro



1969 Camaro Dash Panel Assist Handle

GM Restoration Parts

Correct reproduction of the original dash assist handle installed above the glove box area on 1969 Camaro models. Each handle is manufactured in the correct grain.

3925430 69 Camaro



1969 Camaro Dash Assist Handle Retainer Plates

Reproduction of the original backing plate used to hold the dash assist handle above the glove box. Prepackaged in OER® bag.

3948552 69 Camaro



1969 Camaro Dash Panel Assist Handle Chrome Bezels

GM Restoration Parts

Reproduction of the original chrome bezels used to mount the dash assist handle to the instrument panel on standard Camaro models or to the instrument panel molding for models with deluxe interiors. Triple chrome plated with correct dimensions. Prepackaged in OER® bag with GM Restoration Parts™ logo.

K206 69 Camaro



1967-68 Firebird Dash Panel Assist Handle

GM Restoration Parts

Reproduction of the original dash panel assist handle for all 1967-68 Firebird models. Available in black only.

9787527 67-68 Firebird



1967-69 Firebird Dash Panel Handle Chrome Bezels

OER® reproduction of the original chrome bezels used to mount the dash assist handle to the instrument panel on Firebird models. Triple chrome plated with correct dimensions. Sold in pairs.

K734 67-69 Firebird



1970-81 Firebird Dash Panel Assist Handle

Quality reproduction of the original dash panel assist handle for 1970-81 Firebird models. Each handle duplicates the original in every detail. Prepackaged in bag with OER® header card.

479872 70-81 black



1970-81 Firebird Dash Panel Assist Handle Bezels

GM Restoration Parts

A high quality reproduction of the original dash panel assist handle bezels for 1970-81 Firebird models. Necessary component when replacing the dash panel assist handle.

479437 70-81 black

GM Wiper/Headlamp Switch Parts

1969-71 GM Wiper Switch

GM Restoration Parts

Reproduction wiper switch for 1969-71 GM models. Includes switch assembly and chrome knob as shown. Prepackaged in OER™ chipboard box with GM Restoration Parts™ logo.



1969 Camaro/Nova/Chevelle
1970-71 Nova/Chevelle

393464 69-71

1969-81 Camaro/Firebird Wiper Knobs

Reproduction windshield wiper/washer knob for all 1970-81 Firebird models and 1969-81 Camaro, 1969-71



K525

K582

Chevelle, Nova, and 1969-70 full size models. Firebird knob features the correct chrome and black finish and the word "PUSH" as original. Camaro knob is chrome without wording.

K525 70-81 Firebird
K582 69-71 Chevelle
K582 69-71 Nova
K582 69-70 full size
K582 69-81 Camaro

1969 Camaro Headlamp/Wiper Switch Ground Strap

GM Restoration Parts

Reproduction of the original headlamp and wiper switch ground strap for 1969 Camaro.



3937657 69 Camaro

1967-68 GM Headlamp/Wiper Switch Nut Tool

This OER™ manufactured tool is designed to easily remove the headlamp or wiper switch nut on 1967-68 Camaro/Firebird or any GM model with similar style nuts.



T10030 67-68

GM Headlamp Switch Mounting Nut

This mounting nut is used for retaining the headlamp switch to the instrument panel on the following GM models:



Chevrolet

1968 All exc. Camaro
1969-70 All Models
1971-72 All exc. Full Size
1971-80 Vega, Monza
1973-79 Nova, Camaro
1976-82 Chevelle
1977-82 Full Size
1978-88 Monte Carlo
1978-88 Astro, El Camino
1980-82 Camaro
1980-82 Citation
1982 Celebrity
1983-90 Cavalier

Pontiac

1971-81 Astro, Sunbird, Ventura
1981-82 T1000
1982 Phoenix
1982-89 Parisienne, Safari
1989-90 Sunbird

Oldsmobile

1976-79 Omega
1976-80 Starfire
1976-82 Ninety Eight
1976-82 Toronado
1976-90 Delta 88
1982 Ninety Eight Regency
1982-90 Custom Cruiser
1984 Ninety Eight Regency

Buick

1976-80 Lesabre, Estate Wagon
1979 Skylark

3919021 68-90

1967-68 Camaro Headlamp Switch Nut

Reproduction of the chrome nuts which are used to mount the headlamp switch in all 1967-68 Camaro models. Prepackaged in bag with OER™ header card.



3904861 67-68 Camaro

1967-68 Firebird Headlamp Switch Nut

Reproduction of the chrome nuts which are used to mount the headlamp switch in all 1967-68 Firebird models. Prepackaged in bag with OER™ header card featuring the GM Restoration Parts™ logo.



1945071 67-68 Firebird

1982-82 Camaro Headlamp Switch Nut

Reproduction mounting nut designed to retain the headlamp switch to the instrument panel on 1982-92 Camaro models. Prepackaged in OER™ polytube.



10003445 82-92 Camaro

1968-89 GM X & Y-Body Headlamp Switch Nut

Reproduction headlamp switch for 1968 Chevy II/Nova, 1968-82 and 1984-89 Corvette models. Correct thread and slotted head design with an insulated inner guide as original. Prepackaged in OER™ polytube.



3916710 68-89

1969 Firebird Headlamp Switch Bezel/Retainer

GM Restoration Parts

Exact reproduction of the original headlamp switch bezel used on 1969 Firebird models. Also includes a die-cast reproduction of the headlamp switch bezel nut. Prepackaged in bag with OER™ header card featuring the GM Restoration Parts™ logo.



K526 69 Firebird

1970-81 Firebird Headlamp Switch Bezel & Mounting Nut


Reproduction headlamp switch bezel and mounting nut for 1970-81 Firebird models. Bezel mounts behind the headlamp knob at the dash face. Mounting nut mounts the headlamp switch to the dash assembly. Manufactured in correct black finish. Prepackaged in OER™ bag with header card.



482351 70-81 bezel
482475 70-81 nut

1969-81 GM Headlamp Switch Nut Tool

This OER™ manufactured tool is designed to easily remove the headlamp switch nut on 1969-81 Camaro or any GM model with similar style nuts.



Note: Nut not included.

T10040 69-81

GM Dash Components

1967-68 GM Headlamp Switch Knob

Restoration Parts

OER® reproduction of the original headlamp switch knob and rod for various 1967 Chevrolet models and 1968 Camaro.

1967 Chevrolet Models 1968 Camaro Models

3886987 67-68 GM

1969-70 GM Headlamp Switch Knob

Restoration Parts

OER® reproduction of the original headlamp switch knob and rod that fits various GM models. Will replace your missing or damaged part exactly.

1969-70 Camaro 1969-70 full size Chevrolet
1969-70 Chevelle 1969-70 Nova

3954210 69-70 GM

1969 Firebird Headlamp Switch Knob

Restoration Parts

Expertly crafted reproduction of the original headlamp switch knob and rod found on 1969 Firebird models. Includes correct switch knob and stem as pictured. Prepackaged in bag with OER® header card featuring the GM Restoration Parts™ logo.

9797087 69 Firebird

1971-75 GM Headlamp Switch Knob

Reproduction headlamp switch knob for 1971-75 Chevrolet models. This knob is assembled and ready to install. Includes the knob and rod and features the correct logo.

1972-75 Camaro 1971 Chevelle SS
1972-75 Chevelle 1971-75 Vega and Monza
1972-75 Nova

3986886 70-75 GM

1971-75 Impala Headlamp Switch Knob

OER® reproduction headlamp switch knob for 1971-75 Impala and full size models. This knob features a brushed chrome headlamp symbol and is manufactured in the correct length to install on all GM full size models.

3996284 71-75 Impala

1970-81 Firebird Headlamp Switch Knob

Reproduction headlamp switch knob for 1970-81 Firebird models. This knob features the correct chrome and black finish as shown. Comes prepackaged in OER® chip board box with GM restoration logo.

479773 70-81 Firebird

1977-79 GM Headlamp Switch Knob

OER® reproduction of the original GM headlamp switch knob and rod.

1977 El Camino
1977 Malibu
1977-78 Oldsmobile Omega models w/o woodgrain
1977-79 Chevrolet Nova

457837 77-79 GM

1978-81 GM Headlamp Switch Knob

OER® Reproduction headlamp switch knob and rod assembly designed for various GM models. Prepackaged in OER® chip board box.

1979-81 Camaro
1978-81 Malibu/El Camino
1978-81 Monte Carlo

463440 78-80 GM

New!



1982-92 Camaro Headlamp Switch Knobs

OER® Reproduction headlamp switch knob and shaft for 1982-92 Camaro models. Manufactured to original specifications and features the correct light markings. Prepackaged in OER® polytube.

14032053 82-87 Camaro

10098729 88-89 Camaro

10098780 90-92 Camaro

1967 GM Ignition Indicator

Restoration Parts

Chrome plated reproduction of the bezel that fits directly behind ignition bezel nut on 1967 Camaro/Firebird models. Prepackaged in bag with OER® header card with GM Restoration logo.

1967 Camaro/Firebird 1967 Full Size Passenger

3904860 67 GM

1967-68 GM Wiper Switch

Restoration Parts

Reproduction of the original wiper switch for 1967-68 GM models. See listing below for information pertaining to vehicle applications. Prepackaged in OER® chipboard box with GM Restoration Parts™ logo.

1967-68 Camaro 1967-68 Chevy II/Nova
1967-68 Firebird 1967 Chevelle

1993395 67-68 GM

1967-68 GM Windshield Wiper Knob

OER® reproduction GM windshield wiper switch knob. Prepackaged in OER® chipboard box with GM restoration parts logo.

1967-68 Camaro and Firebird
1967 Chevy II/Nova
1967 Chevelle
1967 El Camino
1967 GM full size models

3906147 67-68 GM



1967-68 F-Body Wiper Switch Nut

Reproduction of the chrome nut that's used to mount the windshield wiper switch in all 1967-68 Firebird and Camaro models. Prepackaged in bag with OER® header card featuring GM Restoration Parts™ logo.

533012 67-68 Firebird

3904859 67-68 Camaro

1955-56 Chevy Passenger Car Wiper Nut

Reproduction chrome plated windshield wiper switch nut which threads on the shank of the wiper switch and secures it to the dash on 1955-56 Chevrolet full size passenger cars.

FT100312 55-56



GM Restoration Parts

1966-68 GM Ignition Switch Bezel Nut

OER® reproduction of the original GM chrome plated bezel nut that threads onto ignition switch and secures it to the dash. Prepackaged in plastic with OER® header card.

1966 *Biscayne/ Bel Air*
1967 *Chevy II, Chevelle*
1967-68 *Camaro*
1967-68 *Firebird*

3897349 66-68 GM



1967 Camaro/Firebird Dash Knob Bezel Set

GM Restoration Parts

Includes bezel sticker set for complete replacement. Prepackaged in sets of 4 bezels with replacement stickers in plastic with OER® header card display. Decals are also available separately. Individual OER part numbers are listed below.

3904858 1967 *wiper switch bezel*
3904860 1967 *ignition switch bezel*
3904862 1967 *headlight switch bezel*
3904863 1967 *cigarette lighter bezel*

K150 67 4 piece set w/stickers
K151 67 set of stickers



GM Restoration Parts

1968 Camaro Dash Knob Bezel Set

Includes lighter, windshield washer, lights and ignition. Each bezel includes the correct lettering and font for each dash knob. Prepackaged in bag with OER® header card featuring the GM Restoration Parts™ logo.

K279 68 Camaro

1967-68 GM Truck Ignition Switch Nut

OER® reproduction of the original chrome plated nut for 1967-68 Chevrolet/GMC truck that threads onto ignition switch and secures it to the dash. Prepackaged in plastic with OER® header card.

3908807 67-68 GM Truck



1968-72 GM Truck Ignition Switch Nut

OER® reproduction of the original chrome plated nut for 1968-72 Chevrolet/GMC truck that threads onto ignition switch and secures it to the dash. Prepackaged in plastic with OER® header card.

3918893 68-72 GM



1955-57 Chevy Passenger Car Ignition Nut

OER AUTHORIZED

Reproduction chrome plated nut which threads on the shank of the ignition switch and secures it to the dash on 1955-57 Chevrolet full size passenger cars.

TF100314 55-56

TF100315 57



1967-70 GM Hazard Switch Knob

Reproduction emergency flasher knob is die cast and chrome plated as original. The FLASHER lettering is on the front and rear of the stem.

1967-70 *Camaro/Firebird*
1968-70 *Impala*
1968-70 *Nova*

OER AUTHORIZED

396256 67-70 GM



1967-70 GM Hazard Switch Knob

OER AUTHORIZED

Reproduction emergency flasher knob is die cast and chrome plated as original. Fits numerous GM models from 1967-70.

1967-70 *Camaro* 1967-70 *Impala*
1967-70 *El Camino* 1967-70 *Chevy II/Nova*
1967-70 *GM Truck* 1967-70 *GTO*

398165 67-70 GM



1967-78 Hazard Switch Knob

New!

OER® reproduction of the hazard flasher switch knob designed for use on various GM models. Each knob is an exact replica of the original switch knob manufactured to exact specifications. Prepackaged in OER® polytube.

Camaro
1971-77 (1st design)
Firebird
1971-77 (1st design)
Nova
1973-77 (1st design)
Impala/Full size
1958-67 all

GM Truck
1967-72
Corvette
1967-68 w/o tilt or telescopic
1969-72 all
1973-76 all
1977 (1st design)

411525 67-78



1967-68 Camaro Ignition Switch Bezel Nut Tool

You can avoid destroying your original bezel nut or install a new nut without damaging it with this special tool. It's designed specifically to interlock with the three recessed dimples on the outside edge of your bezel nut which will avoid any other contact that can scratch your chrome. For 1967-68 Camaro bezel nuts.

Note: Bezel nut not included.

T10010 67-68 Camaro



K277 1969-70 Camaro 7 piece stereo knob set

1969-70 Dash Knob Set

GM Restoration Parts

Complete dash knob set for 1969-70 Camaro, Chevelle, full size, and Nova models. Includes lighter assembly, light switch, radio volume/tuning and windshield washer knobs. The K276 includes a tone and dummy knob for mono radios. The K277 includes a balance and fader knob for models originally equipped with stereo. Set comes in OER® packaging that features the GM Restoration Parts logo.

K276 69-70 Mono

K277 69-70 Stereo



switch # 3974093

bezel # 3973660

1970-78 Camaro Defogger Switch & Bezel

Quality OER® defogger switch and bezel for 1970-78 Camaro models. The switch mounts in the right side of the instrument panel as original. The die cast reproduction bezel is manufactured in correct detail and features black and silver finish and Hi/De Fog/Lo markings. Installs in the dash instrument panel below the rear defroster switch. Includes mounting nuts.

3974093 70-78 Camaro

3973660 70-78 Camaro

GM Cigarette Lighters & Components



1958-80 Impala Restoration Parts Rochester Cigarette Lighter

OER® reproduction knob and element for all 1958-60 Impala and passenger car models. Prepackaged in OER® chipboard box with GM Restoration Parts™ logo.

Note: Housing and retainer may be necessary to complete the lighter assembly.

3742400 58-60 Impala



1964 Impala Restoration Parts Rochester Cigarette Lighter

OER® reproduction of the original knob and Rochester element for all 1964 Impala and passenger car models. Prepackaged in OER® chipboard box with GM Restoration Parts™ logo.

7025975 64 Impala



1967-88 GM Rochester Cigarette Lighter

Reproduction of the original dash lighter assembly found in all 1967-68 Camaro, 1967 Chevrolet Passenger cars, 1967 Chevelle, and 1967 Nova models. Each lighter assembly includes the knob and heating element as pictured. Prepackaged in OER® bag with GM Restoration Parts™ logo.

7031884 67-68 GM



1961-63 Impala Restoration Parts Rochester Cigarette Lighter

OER® reproduction knob and element for all 1961-63 Passenger Car models. Prepackaged in OER® chipboard box with GM Restoration Parts™ logo.

Note: Housing and retainer may be necessary to complete the lighter assembly.

3782619 61-63 Impala



1965-66 Impala/Nova Restoration Parts Rochester Cigarette Lighter

OER® reproduction of the original knob and Rochester element for 1965-66 Impala, passenger Car and Chevy II/Nova models. Prepackaged in OER® bag with GM Restoration Parts™ logo.

3861472 65-66 Impala/Nova



1969 Camaro/Nova Restoration Parts Rochester Cigarette Lighter

Reproduction of the original dash lighter assembly found in all 1969 Camaro and Nova models. Each lighter assembly includes the knob and heating element as pictured. Prepackaged in OER® bag with GM Restoration Parts™ logo.

7027625 69 Camaro/Nova



1955-81 GM Rochester Cigarette Lighter Heating Element

OER® reproduction cigarette lighter heating element for use on models throughout the GM line with Rochester design lighters. Features element with threaded stud and protector cup. Prepackaged in OER® chipboard box.

1955-57 7½-5 Chevy
1958-81 Impala/full size
1962-79 Chevy II/Nova

1964-79 Chevelle
1967-79 Camaro

7026520 55-81 GM



1967-69 Firebird Restoration Parts Rochester Cigarette Lighter

OER® quality reproduction of the original dash lighter assembly, includes knob and heater element. Prepackaged in OER® bag with GM Restoration Parts™ logo.

Note: Housing and retainer may be necessary to complete the lighter assembly.

7033244 67-69 Firebird



1970-84 GM Rochester Cigarette Lighter

Reproduction lighter knob for 1970-84 Chevrolet models. This lighter includes the knob and element.

1970-79 Nova
1973-77 Chevelle
1971-79 Ventura
1977-79 Omega

1976-79 Skyhawk
1973-84 C/K Pickup
1973-84 Suburban
1973-84 Blazer/Jimmy

7021684 70-84 GM



1970-78 GM Rochester Cigarette Lighter

Reproduction lighter knob for 1970-78 Chevrolet models. This lighter includes the knob and element and features the correct flame style logo.

1970-78 Camaro
Chevelle, Monte Carlo
1970-75 Full Size Chevrolet
1971-78 Vega, Monza

7028146 70-78 GM



1970-81 Firebird Rochester Cigarette Lighter

Reproduction lighter knob for 1970-81 Firebird models. Also used in other Pontiac models from 1970-81. This knob includes the heating element and features the correct logo. Prepackaged in OER® bag.

7030711 70-81 Firebird



1982-89 Camaro Rochester Cigarette Lighter

Reproduction Rochester cigarette lighter for 1982-89 Camaro models. This lighter includes the heating element and the correct knob. Prepackaged in OER® box.

12368373 82-89 Camaro



7027910

1955-81 GM Rochester Dash Cigarette Lighter Housing

Reproduction lighter housing for all 1955-81 GM vehicles with Rochester style cigarette lighters. The lighter housing is mounted in the dash, which the knob and element are inserted into.

Note: *Requires the lighter housing retainer (7027289) available separately.

1955-81 GM Models
1967-81 Camaro
1972-81 Full Size

1967-81 Firebird
1972-81 Chevelle

702791055-69:studypeconnector
7028056-70-81:ledtypeconnector
702814572-81:studypeconnector



1959-85 GM Rochester Dash Cigarette Lighter Housing Retainer

Reproduction cigarette lighter housing retainer for various GM models equipped with Rochester style cigarette lighter assemblies. This steel retainer holds the lighter housing in the dash. Prepackaged in OER® polytube.

Chevrolet/Pontiac

1967-70 Camaro
1959-64 Impala
1962-79 Chevy II/Novaa
1967 Chevelle
1960-68 Corvair

1967-68 Firebird
1969-70 Impala
1973-85 Truck
1969-71 Chevelle

Oldsmobile

1960 All models
1965-66 All models
1968-70 All models

1964 F85
1967 Toronado

7002184 59-85 GM



1970-81 GM Rochester Dash Cigarette Lighter Housing Retainer

Reproduction lighter housing retainer for 1970-81 GM vehicles. The lighter housing retainer secures the lighter housing to the dash panel. This retainer also features the cigarette lighter lamp housing.

7027289 70-81 GM

New!



1976-91 GM Rochester Dash Cigarette Lighter Housing Retainer

OER® reproduction instrument panel lighter housing retainer designed for the various GM models listed with a Rochester cigarette lighter. This authentic replication retainer is manufactured to exact specifications assuring proper fit and authenticity. Allows the lighter to mount to the instrument panel properly. Prepackaged in OER® polytube.

1976-91 Camaro
1982-90 Firebird
1976-81 Impala/full size

1976-81 Chevelle
1976-81 El Camino
1976-81 Monte Carlo

17062404 76-91 Rochester



GM Restoration Parts

1969 Firebird Dash Lighter Bezel

OER® quality replacement for the original dash lighter bezel surrounding the cigarette lighter assembly. Features the word "LIGHTER". Prepackaged in bag with OER® header card featuring GM Restoration Parts™ logo.

9784338 69 Firebird



481130



481129


1970-81 Firebird Lighter Dash Bezel & Retainer

Reproduction lighter housing bezel for 1970-81 Firebird models. Mounts to the lighter housing at the dash face. To install the bezel, a special threaded retainer is required. Prepackaged with OER® header card.

481130 70-81 bezel

481129 70-81 bezel retainer

GM Ash Trays and Components



GM Restoration Parts

1967 Camaro Dash Ash Tray

Top quality reproduction center dash ash tray featuring the correct style front pebble grain face plate. Originally installed on 1967 Camaro models, will fit 1968 models with slight cosmetic differences. Packaged in OER® box with GM Restoration Parts™ logo.

3891667 67 Camaro




1967 Camaro/Firebird Dash Ash Tray Bracket

GM Restoration Parts

Factory authorized re-creation of the original 1967 center dash ash tray bracket. Will restore smooth operation of OER® or original ash receiver to reduce vibration usually associated with broken or worn units. Delivered with OER® header card featuring the GM Restoration Parts™ logo.

3891674 67 Camaro/Firebird



9789415



walnut

burlwood

COMING SOON!

1967-68 Firebird Dash Ash Tray

OER® reproduction of the original dash ash trays for 1967-68 Firebird models. The ash tray face for 1967 models features a simulated, horizontal walnut grain. The ash tray face for 1968 models features a simulated burlwood grain. These ash trays are designed to match the center dash panel as original.

9789415 67 walnut

9792503 68 burlwood

1967-81 GM Fiber Optic Ash Tray Socket

Reproduction fiber optic ash tray lamp socket for 1967-81 Camaro and Firebird models, and 1967-70 Chevrolet/GMC Truck models with automatic transmissions.

6288601 67-81 GM

Appearance of inner ash tray area



3965143A



3965143W

1969 Camaro Dash Ash Tray Assembly

OER® reproduction dash ash tray assemblies for 1969 Camaro models with standard or deluxe interior. The ash tray door for standard interiors comes in black primer and may be painted as required. The ash tray door for deluxe interior models features a cherrywood face panel to match the dash panel and glove box door as original. Ash tray receiver sold separately. Prepackaged in OER® box.

3965143A 69 black

3965143W 69 cherrywood



1969-79 GM Center Dash Ash Tray Insert

Reproduction ash tray receiver that installs in the pull out dash ash tray. This quality replacement is manufactured in the correct material to fit a variety of GM models.

1969 Camaro

1969-79 Nova

1971-75 Ventura

3965143 69-79 GM

New!



1962-67 GM Rear Ashtray

Reproduction of the rear ashtray for the various GM models listed. This stainless steel ashtray features a polished finish as original. This ashtray has an offset shape (not square).

Note: For use with reproduction rear arm rest bases #N7954 only. Not for use with original arm rest bases.

Chery II

1962-67 2 door exc. convertible

1962-67 4 door (deluxe)

Bel Air

1965-67 2 & 4 door exc. Sport Sedan

N1000 62-67 GM

New!



1962-91 GM Ashtray

Reproduction of the ashtray for the various GM models and applications listed. This stainless steel ashtray features a polished finish as original.

Impala

1962-64 4 door hardtop, sedan, wagon

Biscayne

1962-64 (2 door sedan, 4 door sedan/wagon)

1965-67 (2 & 4 door all)

Chery II

1962-67 (2 door sedan, 4 door sedan/wagon)

Truck

1965-69 Suburban & Blazer (arm rest)

1969-72 all with bucket seats (seat separator box)

1973-78 C/K Truck Blazer/Jimmy

(arm rest and seat separator box)

1979-91 Suburban & Blazer (rear seat)

4772998 62-91 GM

GM Ash Trays and Components



GM Restoration Parts

1964 Impala Dash Ash Tray Assembly

OER® reproduction ash tray assembly includes ash tray with a bright, ribbed face, and knob with bezel. Each ash tray unit will fit and install exactly as original. Prepackaged in OER® chipboard box.

3840801 64 Impala



K144

1965-66 Impala/Full Size Chrome Dash Ash Tray

GM Restoration Parts

OER® reproduction ash tray assembly. The 1965-66 Impala required a RH and LH ash tray. Each ash tray is available with chrome face plate. The chrome face ash tray is for 1965-66 Impala or deluxe interior models. Individually prepackaged in OER® box.

K145 65-66 LH
K144 65-66 RH



3876428

1965-66 Impala/Full Size Black Dash Ash Tray

GM Restoration Parts

OER® reproduction black face ash tray assembly. The 1965-66 Impala required a RH and LH ash tray. Each ash tray is available in black only (paint as required). The black face ash tray is for use on all full size models without deluxe interior models. Individually prepackaged in OER® box.

3876428 65-66 LH
3857116 65-66 RH



OER AUTHORIZED

1968-81 GM Rear Quarter Ash Tray

Reproduction rear ash tray assembly for various GM models. This is the smooth lid design and includes the insert assembly. Measures 3-1/8" x 2". Sold individually 2 required per vehicle.

1968-69 Camaro with deluxe interior
1970-74 Camaro
1968-69 Firebird with deluxe interior
1970-74 Firebird
1969 Impala/full size cars
1976-81 Impala/full size cars
1968-79 Chevy II/Novo

K813 68-81 GM



1967-76 GM Rear Ash Tray Insert

Reproduction GM ash tray insert for use with rear quarter side panel ash trays. 1-1/8" x 2-3/16" x 1-7/8" high. 2 required.

1967 Camaro/Firebird
1968-71 Chevrolet/A-Body Convertible
1968-76 GM Full Size/B-Body Sport Coupe & Convert.
1973-76 Crew Cab GM Truck Rear Door Arm Rest

K1103 67-76 GM



1968-90 GM Rear Ash Tray Insert

Correct reproduction of the inner rear side panel ash tray receiver. This ash tray was installed on 1968-90 GM deluxe interior models and convertible models. 2-1/8" x 1" x 1-1/2" high. 2 required.

1968-69 Camaro 1976-90 GM A-Body Wag. Rear Wheelie
1969 Impala 2 Dr 1976-79 Nova 2 Door
1969-75 Firebird 1976-90 GM B-Body Wagons Rear
1969-72 Grand Prix
1976-72 Chevrolet/A-Body Sport Coupe
1976-79 Nova
1973-75 Apollo
1973-77 Chevrolet Station Wagon
1974 Chevrolet GMC Crew Cab Rear Door Arm Rest

K1104 68-90 GM



1967-76 GM Rear Ash Tray Assembly

Reproduction ash tray assembly includes the base, receiver and chrome ash tray lid assembly. The ash tray fits various GM models. 4" x 2-1/2" x 2". High. 2 required.

1967 Camaro/Firebird
1968-71 Chevrolet/A-Body Convertible
1968-76 Full Size/B-Body Sport Coupe & Convertible
1973-76 Crew Cab Truck Rear Door Arm Rest

8801663 67-76 GM

Features correct lowered lid as original



1968-90 GM Rear Quarter Ash Tray

Reproduction ash tray assembly is for various 1968-90 GM models. This ash tray includes the insert and measures 3-1/8" x 2". Manufactured with correct lowered lid. 2 required.

Chevrolet

1968-69 Camaro
1970-74 Camaro
1969 Biscayne/Bel Air 2 Door Sedan
1970-79 Nova (4 door)
1970-72 Chevrolet/A-Body Sport Coupe
1973-77 Chevrolet/A-Body Station Wagon
1976-79 A-Body Wagon Rear Wheelhouse
1976-79 Nova 2 Door
1976-90 B-Body Wagon Rear Wheelhouse

Pontiac

1968-75 Firebird
1969-72 Grand Prix

Buick

1973-75 Apollo

Truck

1974 Crew Cab Rear Door

8795489 68-90 GM

GM Radio/Antenna Components

1962-64 Impala Rear Seat

Speaker Grill



OER® reproduction rear seat speaker grill for 1962-64 Impala models. Designed and manufactured to exact factory specifications, each grill features a correct Impala logo designed for 1962-64 models. Prepackaged in an OER® box. Officially Licensed by General Motors.



4839267 62-64 Impala

1965-67 Impala Rear Seat

Speaker Grill



OER® reproduction rear seat speaker grill for 1965-67 Impala models. Designed and manufactured to exact factory specifications, each grill features a correct Impala logo designed for 1965-67 models.



The Impala logo changed in 1965 as well as the design of the speaker grill. Prepackaged in an OER® box. Officially Licensed by General Motors.

4476574 65-67 Impala



AN72

1967-69 Camaro Antenna Kits

Reproduction antenna assembly for 1967-69 Camaro models. Used on front fender antenna applications, includes components as shown.

AN72 67-68 Camaro
AN73 69 Camaro

1969-81 GM Radio Antenna Mast

3943654

Reproduction 30" non-retractable round mast AM/FM antenna originally for the GM models.

1969 Chevrolet Camaro 1969-81 Chevrolet Corvette
1969-70 Chevrolet Nova 1967-72 Chevrolet/
1970 Chevrolet Chevelle GMC Pickup
1969-70 Chevrolet Full Size 1973-78 Blazer/Jimmy
1973-75 Chevrolet Full Size 1969 Pontiac Firebird

3943654 69-70 GM

1969 F-Body Antenna Cable

Reproduction AM/FM fender mount antenna cable for 1969 Camaro and Firebird models.

469304 69 F-Body

1967 Camaro AM Antenna Mast

Replace your missing or damaged telescopic style antenna mast with this quality reproduction for 1967 Camaro models with AM radio.

986819 67 Camaro

1967-68 F-Body Antenna Body

Correct reproduction antenna body for 1967-68 Camaro and Firebird AM or AM/FM antennas. Features the complete body assembly as shown. For use with 3863499 antenna bezel nut and 3897333 bezel only. For use with plug-in style antenna cable.

3880695 67-68 F-Body

1970-81 GM Windshield

Antenna Cable Lead

Reproduction radio antenna cable for 1970-81 Camaro and Firebird and 1970-79 Nova models with a windshield antenna.

Manufactured with stamped steel ends for an original appearance and include the mounting screws for easy installation. These cables install on the upper cowl panel and connect the radio to the antenna embedded in the windshield glass. Prepackaged in OER® polytube.

K4424 70-81 Camaro
K4424 70-81 Firebird
K4424 70-79 Nova

1967-68 GM Antenna Chrome

Bezel



This superb reproduction features bright chrome plating with a lustrous finish. Fits all 1967-68 Camaro and Firebird models. Packaged with OER® header card and GM Restoration Parts™ logo.

3897333 67-68 GM



3863499

3943656

1967-69 GM Antenna Bezel Nuts

Quality chrome reproduction of the antenna bezel nut for 1967-69 GM models. Nut available for antennas with either an original base or a reproduction base. Delivered with OER® header card and GM Restoration Parts™ logo.

Camaro/Firebird

3863499/67-68w/originalbase

3863499/67-68w/reprobase

Camaro/Firebird/Full Size

3943656 69

1969-75 GM Antenna Chrome

Bezel



This chrome bezel inserts under the antenna bezel nut on top of the fender. Fits 1969, 1973-75 Camaro and Firebird models. Packaged with OER® header card and GM Restoration Parts™ logo.

3937665 69-75 GM

1967-75 GM Antenna Ground

Plate



Exact reproduction of the GM brass antenna plate used to ground the antenna body to fender, on 1967-75 Camaro/Firebird and 1973-75 full size models with AM/FM radios. Packaged with OER® header card and GM Restoration Parts™ logo.

3863239 67-75 GM

1967-75 GM Fender

Antenna Gasket

Correct fender mounted antenna gasket for 1967-75 Camaro/Firebird, 1973-75 full size, and 1967-75 Nova models. Manufactured from molded rubber as original.

3820672 67-75 GM



1966-67 Nova Radio Bezel

Reproduction of the dash radio bezel for 1966-67 Chevy II/Nova models. Manufactured for a perfect fit in the correct silver color with chrome accents. Prepackaged in OER® box.

RB667 66-67 Nova

GM Radio & Tuning Knobs



1967-68 GM F-Body Radio Plate

Correct reproduction radio bezel plate for all 1967-68 Camaro models. This unit is properly recreated as original with the correct chrome outer trim and black semi gloss paint.

Note: For original factory radios only.



3886998 67-68 F-Body

New!



1978-81 Firebird Radio Bezel

OER quality reproduction radio bezel for all 1978-81 Firebird models. This single opening bezel is manufactured in black with correct chrome trim and will duplicate the originals in fit and appearance. Prepackaged in OER® polytube.

F117881 78-81 Firebird



K661

1967-68 Camaro/Impala Die Cast Radio Knobs



OER® reproduction radio knobs for 1967-68 Camaro and full size Chevrolet models with original AM or AM/FM radios. Manufactured as original in chrome plated die-cast metal available for mono or stereo applications.

Note: For use with factory radios only.

3897313 67-68 all

K661 67-68 mono

K662 67-68 stereo



K478

K478S

1967-68 Camaro/Impala Radio Tone Control Knobs



Reproduction tone control knob and a fader control knob produced in original black color. For use with factory original radios only.

K478 67-68 mono

K478S 67-68 stereo



1967-69 Firebird Radio Knobs

Exact reproduction of the radio knobs found on all 1967-69 Firebird models. Sold in pairs, including volume and tuning knob. Packaged with OER® header card and GM Restoration Parts™ logo.

Note: For use with factory radios only.

9786795 67-69 Firebird



1969-70 GM Radio Volume & Tuning Knobs



OER® reproduction volume and tuning control knobs for 1969-70 Camaro, Firebird and Impala models with original AM or AM/FM radios. Manufactured in the original material with a bright chrome edging and black inserts. Prepackaged in bag with OER® header card.

Note: For use with factory radios only.

K652 69-70 GM

1969-70 Camaro/Impala Tone and Fader Knobs Stereo



Reproduction tone and fader control knobs produced in a plastic chrome plated material as original.

Note: For use with factory original stereo radios only.

K657 69-70



1969-70 Camaro/Impala Tone and Dummy Knobs Mono



Reproduction tone control and dummy knobs produced in a plastic chrome plated material as original.

Note: For use with factory original mono radios only.

K656 69-70



1970-81 Firebird Radio Knobs

Reproduction knobs for 1970-81 Firebird 8 track or AM/FM radios.

These knobs are manufactured to exact specifications and feature the correct black and chrome finish. Sold in sets of 4.

K574 70-81 8 track
K575 70-81 AM/FM



1971-78 GM Radio Knobs

OER® manufactured reproduction radio knobs found on all 1971-78 Camaro/

Firebird, 1973-77 GM Trucks, 1971-75 GM full size and Nova models. Includes volume and tuning knobs and features the correct logos. Sold in pairs.

330107 71-78 GM



1975-79 Nova Radio Knob Set

Reproduction knobs for 1975-79 Nova AM radios.

These injection molded knobs are manufactured to exact specifications and feature the correct black and chrome finish. Includes Volume, Tuning, Tone and bezel knobs. Sold in sets of 4.

R1049 75-79 Nova



1967-69 F-Body Convertible Rear Speaker Screws

Reproduction chrome screws used to mount the rear convertible speaker on Camaro and Firebird models. There are 4 screws required per housing. Set of 4 (2 sets required)

OER# 7292636 Stud, 7292635 Screw

K101 67-69 F-Body



1970-81 GM Speaker Enclosure Retainer

Reproduction retainer which attaches the rear speaker enclosure of various 1970-81 GM models. Sold individually. Comes prepackaged in OER® polytube.

1970-81 Camaro 1970-81 Firebird 1973-77 Nova 1973-81 GM full size

3973666 70-81 GM

Reproduction GM Steering Wheels

1967-68 Chevrolet Simulated Walnut Wood Steering Wheel

Optional on all 1967-68 Camaro, 1968 Nova, and 1967-68 full size Chevy models. High quality reproduction Walnut woodgrain wheel is virtually indistinguishable from originals in texture and design unlike previously offered repro units. Each wheel features original style brushed spokes and is fully wrapped in simulated walnut wood as original. Mounting hardware kit and center cap are not included. Packaged in corrugated OER® box with GM Restoration Parts™ logo.



9746195 67-68 Chevrolet

1969-70 Chevrolet Reproduction Simulated Rosewood Steering Wheel

Expertly crafted re-creation of the original rosewood woodgrain wheel offered as an option on 1969 Camaro models, 1969-70 Nova, and 1969 full size Chevy models. OER® has dedicated hundreds of hours in an effort to match the correct grain, texture and design, we employ the latest tooling methods to ensure a true stock appearance. Each wheel features the properly coated simulated rosewood design wrapped around a brushed aluminum center. This wheel was available in 1969-70 as option (N34) part number #3960722 and was originally referred to as the woodgrain plastic rim sport style steering wheel. The mounting hardware kit and center cap are not included. Delivered in OER® packaging with GM Restoration Parts™ logo.



3960722 69-70 Chevrolet



1969-70 Chevrolet Steering Wheels

OER® has reproduced the standard issue steering wheel for 1969 Camaro models and other 1969-70 Chevrolet models. This precision injection molded wheel replaces the original wheel exactly. Each can be installed in place of the original using the original mounting hardware. Choose between using the existing steering shroud, buttons, and horn contacts or replace them with superior OER® reproductions. Fits the following applications: 1969 Camaro, 1969-70 Chevelle, Nova, Impala, Caprice, Biscayne, Monte Carlo, and various other GM models. Prepackaged in corrugated OER® box with GM Restoration Parts™ logo.

3939731	69-70	black
3939732	69-70	dark blue
3939733	69-70	red
3939735	69-70	dark green

1969-70 Chevrolet Steering Wheel

OER® offers steering wheel kits which include the steering wheel, horn buttons, center shroud assembly, and horn button contacts. 1969 Camaro, 1969-70 Chevelle, Nova, Impala, Caprice, Biscayne, Monte Carlo, and various other GM models. Packaged in OER® box with the GM Restoration Parts™ logo.



R3492	69-70	black w/black shroud
R3493	69-70	black w/cherry shroud
R3494	69-70	red w/red shroud
R3496	69-70	dark blue w/blue shroud
R3497	69-70	dark green w/dk green shroud

1967 Camaro Standard Steering Wheel

GM Restoration Parts

OER® standard steering wheel for 1967 Camaro models. Originally installed on vehicles with standard interiors only. This wheel was installed in all 1967 Camaro models without the deluxe interior or wood wheel option. Packaged in corrugated OER® box with GM Restoration Parts™ logo. Available in black only.



9745977 67 Camaro

1967 Chevrolet Deluxe Steering Wheel

GM Restoration Parts

OER® reproduction of the deluxe steering wheel for 1967 Camaro, Bel Air, and Biscayne models. Features "spider style" chrome insert. Originally installed on vehicles with RPO Z87 optional deluxe steering wheels, available for the following models: 1967 Camaro, 1967 Bel Air, Biscayne, and 1967 Nova models. Available in black only, comes packaged in corrugated OER® box with GM Restoration Parts™ logo. Horn button sold separately.



9746436 67 Chevrolet

1968 Camaro/Nova/Chevelle/Full Size Steering Wheel

GM Restoration Parts

Expert crafted OER® re-creation of the interior steering wheel assembly for 1968 Camaro, Nova, Chevelle, and full size passenger models. This wheel features the correct "spider style" brushed chrome insert. Comes in black only. Prepackaged in OER® box with GM Restoration Parts™ logo. Horn button sold separately.



9747536 68 Chevrolet



1967 Chevelle/Nova/Deluxe SS Steering Wheel

GM Restoration Parts

Reproduction steering wheel for 1967 Chevelle and Nova Super Sport models. This steering wheel is injection molded and includes a reproduction of the brushed aluminum steering shroud and horn buttons. Horn contacts and miscellaneous parts for installation are available in the kit as shown or available separately. Prepackaged in OER® box.

9745764 67 steering wheel only
R3495 67 steering wheel kit

1971-81 4-Spoke Steering Wheel

New!

OER® reproduction of the 4-spoke Sport steering wheel for various 1971-81 GM models with the NK4 steering wheel option. This reproduction features a soft black padding and a 4-spoke design as original. Prepackaged in OER® chipboard box.



1971-79 Camaro
1980-81 Camaro exc. Z28
1971-72 Nova
1975 Nova w/ Sport wheel
1976 Nova
1971-72 Chevelle
1975 Chevelle
1971-72 Monte Carlo
1971-75 Vega GT
1976-78 Vega GT w/ Sport wheel

1971-72 Nomad, Concours, Greenbrier
1973-75 Monza
1974 Laguna w/ Sport wheel
1976 Laguna
1976-77 Malibu Classic
1976-79 El Camino
1976-79 Corvette
1976 GMC Sprint

458998 71-81 Chevrolet

Reproduction GM Steering Wheels



769868



768149



768145



9740630



9740631



9740629

1962 Impala Steering Wheels

Reproductions of the steering wheel for 1962 Impala models. Available in black, two-tone red, and two-tone blue. Paint to match for other color combinations. This precision injection molded wheel replaces the original wheel exactly. Each can be installed in place of the original using the original mounting hardware. The Impala emblem is sold separately. Prepackaged in corrugated OER® box with GM Restoration Parts™ logo.

769868	62	Impala	black
768149	62	Impala	two-tone red
768145	62	Impala	two-tone blue

1964 Impala Steering Wheels

High quality reproductions of the steering wheel for 1964 Impala models. Available in black, two-tone red, and two-tone blue. Paint to match for other color combinations. This precision injection molded wheel replaces the original wheel exactly. Each can be installed in place of the original using the original mounting hardware. Includes steering wheel and horn ring. Impala horn button sold separately. Prepackaged in corrugated OER® box with GM Restoration Parts™ logo.

9740631	64	Impala	black
9740629	64	Impala	two-tone red
9740630	64	Impala	two-tone blue



769968



5730129



5730130



9742431



9741875



9742432

1963 Impala Steering Wheels

Reproductions of the steering wheel for 1963 Impala models. Available in black, red, and two-tone blue. Paint to match for other color combinations. This precision injection molded wheel replaces the original wheel exactly. Each can be installed in place of the original using the original mounting hardware. Includes steering wheel and chrome horn ring as shown. The Impala emblem is sold separately. Prepackaged in corrugated OER® box with GM Restoration Parts™ logo.

769968	63	Impala	black
5730129	63	Impala	red
5730130	63	Impala	two-tone blue

1965-66 Impala Steering Wheels

High quality reproductions of the steering wheel for 1965-66 Impala models. Available in black, two-tone red, and two-tone blue. Paint to match for other color combinations. This precision injection molded wheel replaces the original wheel exactly. Each can be installed in place of the original using the original mounting hardware. Includes steering wheel and horn ring. Impala horn button sold separately. Prepackaged in corrugated OER® box with GM Restoration Parts™ logo.

9741875	65-66	Impala	black
9742431	65-66	Impala	two-tone red
9742432	65-66	Impala	two-tone blue

Reproduction GM Steering Components



GM Restoration Parts

1963-66 Corvette Simulated Walnut Steering Wheel

Quality reproduction simulated walnut steering wheel for 1963-66 Corvette. Quality reproduction woodgrain wheel is virtually indistinguishable from originals in texture and design. Each wheel includes original style brushed spokes and is fully wrapped in simulated Walnut wood as original. Mounting hardware kit and center cap are not included. Packaged in corrugated OER® box with GM Restoration Parts™ logo.

9740603 63-66 Corvette



1969-72 Chevrolet Comfort Grip Steering Wheel

Reproduction 3-spoke Comfort Grip steering wheel (GM option code NK1) found on 1969 Camaro and 1969-72 Corvette models. Manufactured as original, this 15" steering wheel is a 3-spoke slotted design with brushed finish stainless steel spokes and a textured hard vinyl black grip.

3952700 69 Camaro
3952700 70 Chevelle/Monte Carlo/Full size
3952700 69-72 Corvette

1962-63 Impala Horn Ring Support

Die-cast reproduction horn ring support for 1962-63 full size Chevrolet models. Prepackaged in OER® box.

764760 62-63 Impala



1962 Impala Horn Ring

Die-cast chrome horn ring assembly for 1962

Impala models. Each reproduction horn ring is designed to replace the original exactly. Features correct design with quality chrome appearance. Prepackaged in OER® box.

768150 62 Impala



1963 Impala Horn Ring

Die-cast chrome horn ring for 1963

Impala models. Each reproduction horn ring is designed to replace the original exactly. Features correct design with quality chrome appearance. Prepackaged in OER® box.

3822915 63 Impala



1964 Impala Horn Ring

Die-cast chrome horn ring for 1964 Impala models. Each reproduction horn ring is designed to replace the original exactly. Features correct design with quality chrome appearance. Prepackaged in OER® box.

9740492 64 Impala



1965-66 Impala Horn Ring

Reproduction steering wheel horn ring for 1965-66 Impala models. Each horn ring features a bright chrome finish with brushed spokes as original. Manufactured to factory specifications for proper fit and an authentic appearance.

3882985 65-66 Impala



1959-63 Impala Steering Wheel Ornament

Chrome ornament for 1959-63 Impala and full size steering wheels. Installs on the rim of the wheel. 4 required.

766981 59-63 Impala



Reproduction Turn Signal/Tilt Wheel Levers

New!

1959-67 Turn Signal Lever With Tilt Wheel

OER® reproduction of the turn signal lever for models listed below with tilt wheel. Exact reproduction of the original. Prepackaged in OER® polytube.

1962-66 Chevy II/Novo
1959-66 Full size car
1960-62 GM truck
1964-67 Chevelle
1963 Corvette
1960-64 Corvair

3783459 59-67 w/tilt wheel

New!

1965-66 Turn Signal Lever With Tilt Wheel

OER® reproduction of the turn signal lever for 1965-67 Impala Super Sport and Caprice models with tilt wheel. Exact reproduction of the original. Prepackaged in OER® polytube.

1965-67 Impala Super Sport
1965-67 Caprice

3849579 65-67 w/tilt wheel

1967 GM Turn Signal Lever

Reproduction turn signal lever for models with or without the tilt steering wheel option.

1967 All Chevrolet (exc. cruise control)
1967 Pontiac Firebird (exc. cruise control)
1967 Chevrolet/GMC Trucks (exc. cruise control)

3909580 67 GM

1968-70 GM Turn Signal Lever

Reproduction turn signal lever for models with or without the tilt steering wheel option, except Corvette with tilt or telescopic wheel.

1968-70 All Chevrolet (exc. cruise control)

3961517 68-70 GM



1968-78 GM Turn Signal Lever

Reproduction turn signal lever for 1968-78 Buick and Pontiac models, without cruise control.

1977-78 Skylark
1968-78 Firebird
1969-72 All Pontiac Models exc. Ventura
1973-75 All Pontiac Models exc. Grand Am, Grand Prix, Ventura & Astru
1976 full size Pontiac, LeMans

9786981 68-78 GM



1971-83 GM Turn Signal Lever

Reproduction turn signal lever for models without cruise control. With or without tilt steering wheel option except Corvette with tilt or telescopic wheel.

1971-81 Camaro
1971-79 Nova, Ventura, Apollo, Omega
1973-76 Corvette
1971-72 Monte Carlo
1971-76 Chevelle, El Camino
1971-76 full size Chevrolet
1971-80 Vega/Monza, Astre, Skyhawk
1973-83 C/K Pickup
1973-83 Blazer/Jimmy
1973-83 Suburban

14005066 71-83 GM

New!



1963-71 Tilt Wheel Release Lever

OER® reproduction of the tilt wheel release lever for models listed below. Exact reproduction of the original. Prepackaged in OER® polytube.

1967-70 Camaro
1963-70 Full size car
1964-70 Chevelle
1969-70 Corvette (w/tilt and telescopic wheel)

3832567 63-71



1964-67 GM Tilt Wheel Release Lever

OER® reproduction tilt wheel release lever for the various 1964-67 models listed.

1967 Camaro
1967 Chevy II/Novo
1967 Chevelle/El Camino
1967 Chevrolet/GMC trucks
1964-67 full size Chevrolet

3898283 64-67 GM



1964-67 GM Tilt Wheel Release Lever

OER® reproduction tilt wheel release lever for the various 1964-67 models listed.

1968-70 All Chevrolet car models
1968-72 Chevrolet/GMC Trucks

3921449 68-72 GM



1967-87 GM Tilt Wheel Release Lever

Reproduction tilt wheel release lever for 1967-87 Pontiac models.

1967-75 All Pontiac Models exc. 1967 Firebird
1968-78 Firebird
1976-81 full size Pontiac
1976-83 LeMans, Grand Prix
1982-83 Grand Am
1982-87 Bonneville

9787072 67-87 GM



1971-91 GM Tilt Wheel Release Lever

Reproduction tilt wheel release lever for 1971-91 models listed.

1976-78 Camaro
1973-78 Nova, Ventura, Omega, Apollo
1971-83 full size Chevrolet cars
1973-91 Chevrolet/GMC Trucks
1976-78 Chevelle/Malibu/El Camino
1972-78 Corvette

459011 71-91 GM

Reproduction GM Steering Components

New!



1961-72 Turn Signal Lever Knob

OER® reproduction of the turn signal lever knob for models listed below. Exact reproduction of the original. Prepackaged in OER® polytube.

1961-66 Full size car (exc. Super Sport and Caprice)
1962-67 Chevy II/Novo
1961-72 GM truck
1964-66 Chevelle
1961-66 Corvair

3782965 61-72

1955-58 Turn Signal Canceling Cam - W/O Tilt

Correct reproduction of the turn signal cancelling cam for 1959-66 full size Chevrolet car and 1960-66 Chevrolet/GMC truck models without tilt wheel. Manufactured from high quality material to fit and function as original. Prepackaged in OER® polytube.



3813945 59-66 Full Size cars
3813945 60-66 GM Trucks

1955-58 Turn Signal Canceling Cam Repair Set **New!**

Reproduction turn signal cancel repair set for all 1955-58 Chevrolet car models.

Set includes the plastic turn signal pawls and springs for a complete replacement. The springs are made from spring steel and parts are made from a durable plastic as original. Prepackaged in OER® polytube.



K8099 55-57 Bel Air/210/150
K8099 58 Impala/Bel Air/Biscayne

1955-57 Turn Signal Bushing and Pads

Reproduction of the turn signal bushing and pads for all 1955-57 Chevrolet cars. Set includes one nylon bushing and two rubber pads. Prepackaged in OER® polytube.



1F100391 55-57

1967-68 GM F-Body Steering Column Dash Bracket

Reproduction steering column dash bracket for 1967-68 Camaro and Firebird models. Bracket features the correct holes and is ready for mounting. GM # 3898183



14928 67-68 F-Body

1969 GM F-Body Steering Column Dash Bracket

Reproduction steering column dash bracket for 1969 Camaro and Firebird models. Bracket features the correct holes and is ready for mounting. GM # 7804095



14744 69 F-Body

1967-69 GM F-Body Steering Column to Floor Rubber Boot

Reproduction rubber boot that slides over the steering column at the base of the floor. This rubber part is commonly cracked or melted from brake fluid exposure. Installs on 1967-69 Camaro and Firebird models. Prepackaged with OER® logo.



7805550 67-69 F-Body

1969 GM F-Body Steering Column to Floor Cover **OER AUTHORIZED**

Reproduction steering column to floor cover plate for 1969 Camaro and Firebird models. Each stamped steel reinforcement is manufactured to exact factory specifications and is EDP coated to prevent rust. Comes prepackaged in an OER® box.



14929 69 F-Body

1961-64 Chevrolet Full Size Steering Column Seal

Reproduction outer steering column floor seal for 1961-64 full size Chevrolet cars with automatic transmission. Seal is located between the steering column and the firewall. Manufactured from injection molded rubber with a steel insert as original. Designed for automatic transmission cars. Can be installed on cars with manual transmission with some modification. Prepackaged in OER® polytube.



3779143 61-64 Full Size

1971-81 Chevrolet Sport Wheel Horn Cap

OER® reproduction of the horn cap for 1971-81 Chevrolet models with the NK4 optional 4-spoke Sport steering wheel. This cap mounts to the steering wheel with a retainer, and the horn cap embed inserts into the cap. Retainer and emblem sold separately.



1971-81 Camaro 1971-76 Nova
1971-79 Corvette 1971-72 Monte Carlo
1971-77 Chevelle, El Camino 1971-77 Vega GT
1973-75 Monza

459003 71-81 Chevrolet

1971-81 Chevrolet Horn Cap Retainer

Reproduction horn button cap retainer for 1971-81 Chevrolet models with the NK4 optional 4-spoke Sport steering wheel. This retainer mounts the horn cap to the steering wheel.



1971-81 Camaro 1971-76 Nova
1971-79 Corvette 1971-72 Monte Carlo
1971-77 Chevelle, El Camino 1971-77 Vega GT
1973-75 Monza

329738 71-81 Chevrolet

1967-68 Camaro Horn Cap Mounting Ring

Reproduction horn ring for 1967-68 Camaro and Firebird models. Provides the necessary interlock between the horn cap and the horn contact. Prepackaged in OER® polybag.



3931568 67-68 Camaro

Reproduction GM Horn Caps & Emblems



3939760



3961775



3961774



3961778



3972735

1969-70 Steering Wheel Center Shroud

OER® original style center steering shroud for 1969 and 1970 Chevrolet models. Applications include: 1969-70 Chevelle, Monte Carlo, Nova, El Camino, Impala, Caprice, etc. These beautiful reproductions are available in some original colors and cherry wood finish. Will install on original GM steering wheels or OER® reproductions. Packaged in OER® box with GM Restoration Parts™ logo.

3939760	69-70	black
3961775	69-70	red
3961774	69-70	dark blue
3961778	69-70	dark green
3972735	69-70	cherry



K213

K213R

K213DB

K213DG

1969-70 Steering Wheel Horn Buttons

Reproduction LH and RH horn buttons for 1969 Camaro steering wheels. Correct for 1969 Camaro, 1969-70 Chevelle, 1969-70 Nova, Impala, Caprice, Biscayne, Monte Carlo and various other GM models. Prepackaged with OER® header card featuring the GM Restoration Parts™ logo.

K213	69-70	black
K213R	69-70	red
K213DB	69-70	dark blue
K213DG	69-70	dark green



3992304



329742



340315



332649



352886



14008377



459033



14002866



14008432



14020237

1971-81 4-Spoke Sport Steering Wheel Emblems

Reproduction horn cap emblems for the optional NK4 4-spoke sport steering wheel for various 1971-79 Chevrolet models. Emblems feature correct logo fonts, colors, and materials for an authentic appearance. Designed to factory specifications for an original fit. Sold individually. Each emblem comes prepackaged in OER® polytube.

1971-81	Camaro	1971-76	Nova
1971-79	Corvette	1971-72	Monte Carlo
1971-77	Chevelle, El Camino	1971-77	Vega GT
1973-75	Monza		

3992304 71-81 Bow Tie with circle

329742 71-81 Bow Tie without circle

340315 73-78 Type LT

332649 74-79 Camaro badge

352886 75-76 Nova SS

14008377 77-79 Z28

459033 77-79 Z28

14002866 79-81 Berlletta

14008432 79-81 Camaro badge

14020237 80-81 Z28

Reproduction GM Horn Caps & Emblems



1969 Camaro RS Steering Shroud Emblem

Quality reproduction RS emblem for 1969 Rally Sport Camaro steering wheels. This emblem mounts to the center shroud on standard steering wheels. Will not fit deluxe Comfort Grip or wood steering wheel models.

3939756 69 Camaro



1969 Camaro SS Steering Shroud Emblem

Quality reproduction SS emblem for 1969 Super Sport Camaro steering wheels. This emblem mounts to the center shroud on standard steering wheels. Will not fit deluxe Comfort Grip or wood steering wheel models.

3939758 69 Camaro





1969-70 Chevrolet Standard Bow Tie Steering Shroud Emblem

Reproduction emblem for all standard Nova steering wheel shrouds. Each emblem includes correct black paint with a Bow Tie symbol in the center. Will install on all steering wheel shrouds for 1969-70 Camaro, Impala, and Nova models.

3939755 69-70 Chevrolet





1964 Impala Horn Cap Emblem

Reproduction horn cap emblem for 1964 Impala models. Each injection molded cap features the correct logo and font with chrome accents as original. Prepackaged in OER® polytube.

K201 64 Impala

1967 Camaro Horn Cap



The OER® product development team is proud to offer these expert crafted original style polished chrome die-cast horn cap units for 1967 Camaro models. Packaged with OER® header card featuring GM Restoration Parts™ logo.

3905583 67 Camaro



1968 Camaro Horn Cap



OER® reproduction die-cast brushed chrome horn cap for 1968 Camaro models. This cap features the Camaro emblem properly die-cast into the horn cap. Delivered with OER® header card and GM Restoration Parts™ logo.

3928354 68 Camaro



1967-69 Chevrolet Horn Center Cap

Features correct paint with brushed chrome appearance. Fits all 1967-69 Chevrolet models with Walnut or Rosewood wheel, also fits 1969 "comfort grip" padded steering wheels. Packaged with OER® header card and GM Restoration Parts™ logo.

3945461 67-69 Chevrolet



1964-65 Bel Air Horn Cap



OER® die-cast reproduction Bel Air horn cap unit designed for 1964-65 models without wood grain steering wheels. Prepackaged in OER® box.

3840112 64-65 Bel Air



1964 Impala Horn Cap

OER® die-cast reproduction Impala horn cap unit designed for 1964 Impala and SS models without wood grain steering wheels. Prepackaged in OER® box.

3841275 64 Impala



1965 Impala Horn Cap

OER® die-cast reproduction Impala horn cap unit designed for 1965 Impala and SS models without wood grain steering wheels. Prepackaged in OER® box.

3858429 65 Impala



1966 Impala Horn Cap

OER® die-cast reproduction Impala horn cap unit designed for 1966 Impala and SS models without wood grain steering wheels. Prepackaged in OER® box.

3874620 66 Impala



1967 Nova SS - 1967 Chevelle SS Horn Cap



Reproduction horn cap for 1967 Nova Super Sport and 1967 Chevelle SS models. This reproduction is manufactured to exact factory specifications. Each cap is designed to replace the original exactly. Features SS emblem. Ready to install.

3898275 67 Nova



Reproduction Chevrolet Horn Accessories

1969-70 Chevrolet Horn Button

Contacts Restoration Parts

Correct reproduction horn contacts for all 1969 Camaro, 1969-70 Chevelle, 1969-70 Nova, Impala, Caprice, Biscayne, Monte Carlo, and various other GM models with a standard steering wheel.



3939746 69-70 Chevrolet



1967 Chevelle/Nova Deluxe SS Horn Button Contacts

Restoration Parts

Reproduction horn button contacts for 1967 Chevelle and Nova Super Sports. These contacts will assure you get the connections you require to make your horn buttons functional.

K291 67 Chevelle/Nova



1967 Chevelle/Nova Deluxe SS Horn Buttons

Restoration Parts

Reproduction horn buttons and gaskets for 1967 Chevelle and Nova Deluxe Super Sport models. These reproductions are designed to replace the worn out or damaged originals. Each button includes a gasket for a complete replacement.

9746465 67 Chevelle/Nova

1967-70 Camaro Wood Wheel Horn Cap Mount

Reproduction horn cap mount and contact assembly for 1967-70 Camaro models with the wood steering wheel option, the cushion or comfort grip wheels.



3937897 67-70 Camaro

1958-66 Standard Wheel Horn Cap Mounting Set

AUTHORIZED

This hardware set includes the components needed to install the steering wheel horn cap on 1958-66 full size Chevrolet models.

1958-61 full size exc. Impala
1962-66 all full size Chevrolet

E1438 58-66



1967-69 Chevrolet Wood Wheel Mounting Sets

Restoration Parts

OER® reproduction wood wheel components required to mount 1967-69 simulated wood steering wheels, also fits 1969 Chevrolet with "comfort grip" padded steering wheel. Packaged with OER® header card and GM Restoration Parts™ logo.

Camaro, Impala and Nova

K579 67-68 all

Camaro Only

K438 69 w/o tilt

K439 69 with tilt



1967-72 Standard Wheel Horn Cap Mounting Set

This set includes all the necessary components needed to install the horn cap on 1967-68 standard steering wheels.

Note: Not for 1967-68 vehicles equipped with optional wood style steering wheels.

1967-68 Camaro (dls & Std) 1967-68 Impala (dls)
1967-68 Nova (dls - non SS) 1969-72 GM Truck

K137 67-72



1967 Chevelle/Nova SS

Restoration Parts

Mounting Kit

OER® reproduction of the optional deluxe SS wheel components required to mount the 1967 Chevelle and 1967 Nova SS steering wheel. Packaged with OER® header card and GM Restoration Parts™ logo. Horn button sold separately.

K580 67 Chevelle/Nova



1963-66 Corvette Simulated Walnut Steering Wheel Hub

Restoration Parts

High quality reproduction mounting hub for 1963-66 Corvette simulated walnut steering wheel. This reproduction is designed to install original or OER® reproduction steering wheels.

Note: Not for Corvettes equipped with telescopic steering columns.

3828382 63-66 Corvette



Restoration Parts

1967-69 Chevrolet Wood Wheel Hubs

The 3930062 fits 1967-68 passenger cars, 1968 Nova, and 1967-68 Camaro models. The 3937896 fits 1969 passenger cars, 1969 Nova, 1969 Camaro, 1969 Chevelle, and 1969 Corvair models. The 1969 adapter can also be used for the optional "comfort grip" steering wheel. Delivered in OER® corrugated box with the GM Restoration Parts™ logo.

3930062 67-68 Chevrolet

3937896 69 Chevrolet

1970-80 Oldsmobile Steering Wheel Hub

New!

OER® reproduction hub for 1970-80 Oldsmobile models that require an adapter hub for the optional N34 Sport Wheel or Woodgrain wheel that were GM original equipment. It is also popularly used for mounting aftermarket steering wheels that feature the OE six bolt GM bolt pattern to various 1969-77 OE and aftermarket steering columns. Prepackaged in OER® chipboard box.

Important: Not for two-piece OE steering wheels that require a notched steering wheel hub.
Note: This is originally an Oldsmobile part. However, it can also be used to mount original GM or aftermarket steering wheels (with one-piece flush mount center spokes) that use the original 6-bolt GM bolt pattern to stock 1969 and later GM columns, or aftermarket columns.

406708 70-80 Oldsmobile



Authentic Reproduction GM Horn Assemblies

Reproduction horns for various GM models. These exact reproductions feature "swirl" shaped housings with the correct "Delco-Remy" logo in the original font. Direct fit applications feature the correct mounting brackets installed on the assemblies. The universal horn assemblies include universal mounting brackets in the box. Each pair includes a high and low note horn. Prepackaged in OER® box with GM logo.



each horn is shipped in a durable corrugated cardboard box for safety.

corrugated cardboard insert prevents horns from bumping against each other.

box features OER® logos and GM Restoration Parts® logo

horns feature correct "swirl" shaped housing and "Delco-Remy" markings



35199



35194

1955-57 Chevrolet Horn Assemblies

Correct reproduction horn assemblies for 1955-57 Chevy models. Includes reproduction brackets and domes covering horn face. Finished in gloss black as original.

35189	55-56
35190	57

1961-62 Corvette Horn Assemblies

Correct reproduction horn assemblies for 1961-62 Corvette models. Includes reproduction brackets and finished in semi-gloss black as original. Features Delco Remy stamping.

35201	61-62	Corvette
-------	-------	----------



New!

1967-69 Camaro Horn Assemblies

Exact reproduction horn assemblies for 1967-69 Camaro models. Includes reproduction brackets and is finished in semi-gloss black as original. Features Delco Remy stamping.

35199	67-68	Camaro
35197	69	Camaro



35199

1961-69 Chevrolet Full Size Horn Assemblies

Reproduction horn assemblies for 1961-69 Chevrolet full size models. Finished in semi-gloss black as original and includes correct brackets. Features Delco Remy stamping.

35194	61	Full Size
35195	62	Full Size
35191	63	Full Size
35193	64	Full Size
35200	65	Full Size
35221	69	Full Size



35194



1955-97 Universal GM Horn Assemblies

Reproduction horn assemblies for various GM models. Includes universal mounting brackets to fit many GM models. Features Delco Remy stamping.

35198	55-97	universal
-------	-------	-----------

GM Accelerator Components

1958-67 GM Accelerator Pedal

Correct reproduction accelerator pedal features correct rubber design and installs as original. This pedal pad can be found on a variety of early Chevrolet models including 1958-64 full size, 1958-62 Corvette, and 1962-67 Chevy II/Nova.



3820328 58-67 GM

1964-71 GM Accelerator Pedal

Reproduction accelerator pedal features correct ribbed design and is floor mounted. This pedal pad can be found on a variety of early Chevrolet models including 1964-67 Chevelle, 1965-70 full size, 1967-70 truck, and 1970-71 Camaro with Special Hi Performance. Deluxe interior packages featured the chrome trim plate sold separately.



3864740



3864742

- 1964-67 Chevelle
- 1965-70 full size Chevrolet
- 1967-70 Truck
- 1970-71 Camaro with Special Hi Performance

Pedal (rubber style)

3864740 64-71 GM

Chrome Trim

3864742 64-71 GM

1967-69 F-Body Accelerator Pedal Assembly

OER® reproduction of the accelerator pedal pad and arm assembly from the firewall inside the vehicle for the models listed below. Each assembly comes with the accelerator pedal pad, pedal pad trim, pedal pad mounting pin and spring, accelerator rod, rod to firewall support with bushings, and throttle arm. This assembly is just what your customer needs to complete the accelerator from the firewall forward. Comes assembled and ready to install. Prepackaged in OER® corrugated box.



K1520 67-69 Camaro, 6 cyl.

K1520 67-69 Camaro, V8 dual carb

K517 67 Camaro

K518 67 Firebird

K519 68-69 Camaro, w/o cowl ind.

K520 68-69 Camaro, w/cowl ind.

1967-04 GM Accelerator Pedal

GM Restoration Parts

OEM style injection molded accelerator pedal installed on F-bodies and various other models. Fits 1967 Camaro/Firebird (steel backed), 1968-81 Camaro/Firebird (except 1970-71 Z/28 high performance models), 1968-72 Nova (except high performance models), 1968-72 Corvette, 1997-04 Corvette, 1968-72 Chevelle (except high performance models), 70-71 Trucks, and 1971-76 Vega. Packaged with OER® header card featuring the GM Restoration Parts™ logo.



3909978

3909978 67 w/steel backing

K919 68-04 w/o steel back

1962-81 GM Accelerator Pedal Trim Plates

GM Restoration Parts

Part of interior trim option packages, these plates will install and fit all 2-row tread design accelerator pedals from 1962-81. The trim plate includes slats which wrap around the accelerator pad when installed. Packaged with OER® header card featuring the GM Restoration Parts™ logo.



K912

3864742

- K912 - 1967-81
- 3864742 - 1962-71 floor mount

K912 67-81 GM

3864742 62-71 GM



1967-72 GM Accelerator Cable

Reproduction accelerator cable extends from the accelerator lever to the carburetor and opens the throttle when the accelerator pedal is pressed. This cable is used on the following GM F & X-body applications:

- Chevrolet**
- 1967 Camaro 6 Cylinder & V8
- 1967 Chevy II/Nova 6 Cylinder & V8
- 1968-69 Camaro 6 Cylinder
- 1968-72 Nova 6 Cylinder
- Pontiac**
- 1971-72 Ventura 6 Cylinder

3998633 67-72 GM

1968-69 Firebird Accelerator Control Cable

OER® replacement cable can help keep your accelerator working properly. Faulty cables can lead to problems associated with acceleration and become a safety hazard. After years of use, it is recommended to check your original cable for fraying or corrosion.

9792222 68-69 6 or V8 w/2 bbl



1970-73 Chevrolet Carburetor to Accelerator Lever Cable

Reproduction of the carburetor to accelerator lever cable for the various Chevrolet models listed. Prepackaged in OER® polytube.

Camaro

336969 70 4bbl

336969 71-73 4bbl 350

Chevelle

336969 70-72 HIPO 396,454



1975-81 F-Body Accelerator Cable

This reproduction accelerator cable extends from the accelerator lever to the carburetor and opens the throttle when the accelerator pedal is pressed. This cable is used on the following applications:

Chevrolet

- 1975 Camaro 350
- 1976-79 Camaro 305U & 350L
- 1980-81 Camaro 267, 305 & 350

Pontiac

- 1976-79 Firebird 305U & 350L
- 1980 Firebird 305
- 1980-81 Firebird 267 & 305H w/NO16

1248086 75-81 F-Body

New!



1967-02 Accelerator Pedal Tension Spring

Correct reproduction spring, mounts under the gas pedal pad and attaches to the rod assembly promoting the correct tension ratio. Installs on the various models listed. Sold individually, 1 required per vehicle. Prepackaged in OER® polytube.

- 1967-02 Camaro 1968-82 Corvette
- 1967-02 Firebird 1971-81 Vega
- 1972-75 Impala/Full size 1973-81 Phoenix/Ventura
- 1968-81 Chevy II/Nova 1973-81 Skyline
- 1968-81 Chevelle/Malibu 1973-81 Omega

368077 67-02 spring

GM Accelerator Components

New!



1949-82 Accelerator Rod Grommet & Sleeve

Reproduction of the grommet and sleeve that is used in the throttle arm and carburetor linkage where the accelerator rod is mounted. Includes plastic sleeve and rubber grommet. 2 required per vehicle. Sold individually. Prepackaged in OER® bag with header card. 2 required per vehicle.

1967-69 Camaro	1955-57 Tri-5 Chevy
1967-69 Firebird	1959-60 El Camino
1958-69 Impala/Full size	1953-82 Corvette
1968-72 Chevy II/Nova	1949-54 Early Chevy
1958-69 GM Truck	

K521 49-82

New!



1968-79 Accelerator Cable Retainer

OER® reproduction of the correct retainer used to hold the accelerator control cable. This retainer slips over the cable and clips into the hole on the accelerator pedal arm. Manufactured in injection molded plastic material as original. Sold individually, one required per car. Prepackaged in OER® polytube.

1971-74 Blazer/Jimmy - C/K
1968-69 Chevelle - 6 cyl
1970-75 Chevelle - all
1968-73 Corvette - all
1970-72 Pontiac Firebird - all
1976-79 Pontiac Ventura - all

403929 68-79

1955-69 Accelerator Pedal Firewall Bushings

OER reproduction of the pair of bushings needed to install the accelerator rod support correctly. This pair of bushings will eliminate excessive play in the gas pedal pad while promoting smoother, more even accelerator operation. Sold in pairs. Prepackaged in OER polytube.



1955 Corvette	1963-67 Corvette
1955-57 Tri-5 Chevrolet	1967-69 Camaro
1958-67 Impala/Full size	1967-69 Firebird
1960 GM Truck (exc. dually)	

3798256 55-69

New!



1967-02 Accelerator Pedal Pin

This correct reproduction mounting pin is used to attach the accelerator pad to the pedal arm on the various GM models listed. Not for use on floor mounted accelerator pads. Sold individually, 1 required per vehicle. Prepackaged in OER® polytube.

1967-02 Camaro	1968-82 Corvette
1967-02 Firebird	1971-81 Vega
1972-75 Impala/Full size	1973-81 Phoenix/Ventura
1968-81 Chevy II/Nova	1973-81 Skyhawk
1968-81 Chevrolet/Malibu	1973-81 Omega

368078 67-02 pin



1967-69 Accel Pedal Rod

Reproduction of the accelerator pedal rod for 1967-69 models. This rod connects between the throttle arm and the accelerator pedal. Prepackaged with OER® header card. Officially licensed by GM.

3909980 67-69 Camaro
9789015 67 Firebird



1968-69 Camaro Accelerator Rods

This is a correct reproduction accelerator throttle rod for 1968-69 Camaro models. Each rod is manufactured to exact factory specifications for length and configuration and features the original finish. Accelerator rods mount between the outer throttle arm and the carburetor.

3923539 68-69 w/377 & 350 4 bbl
3923551 68-69 728 w/302
3923549 68-69 w/396 big block



1967 Firebird Accel Throttle Arm

OER® reproduction of the throttle arm for 1967 V8 models. This superb reproduction will replace all 1967 Firebird throttle arms except 6 cylinder models. Prepackaged in OER® bag with header card.

9789456 67 Firebird



1967 Camaro SB Accelerator Throttle Arm

Reproduction of the throttle arm for 1967 small block models. This superb reproduction will replace all 67 Camaro throttle arms except 6 cyl. and big block models. Includes the clamp bolt and nut. Prepackaged in OER® bag with header card.

3912540 67 Camaro



1968-69 GM Accelerator Throttle Arms

OER® reproduction of the throttle arm for 1968-69 Camaro V8 models. Cowd induction throttle arms are also available, and are for models with cowd induction only. Includes the clamp bolt and nut. Prepackaged in OER® bag with header card.

3923503 68-69 w/a cowd ind.
3959113 69 w/cowd ind.



OER AUTHORIZED

1962-67 Nova Throttle Arm

Reproduction throttle arm for 1962-67 small block V8 models. This quality replacement includes the bushing and sleeve.

FP002 62-67 Nova

1965-72 GM Accelerator Pedal Rod Supports

OER® reproduction of the accelerator rod support.



Supports the accelerator rod through the firewall. Reproduction of the 67 Camaro/Firebird steel style support or the 1968-69 plastic version. Both the steel version and plastic version include bushings. Prepackaged in OER® chip board box.

3924409 67 Camaro
9789018 67 Firebird
3863501 68-69 Camaro
3863501 68-69 Firebird
3863501 68-72 Nova
3863501 65-70 Impala

Camaro/Firebird Pedal Pad Kits

1967-81 Camaro/Firebird Pedal Pad Kits

OER® reproduction kits are designed to replace pedal pads and trim plates (as required) on any 1967 through 1981 Camaro or Firebird model. The drum brake kits include a standard style brake pad while the disc brake kits include brake pad which contains the *Disc Brakes* chrome emblem in the center of the pad. The high-performance 1970-71 models included a floor-mounted accelerator pedal pad. The kits for 1970-71 models with floor-mounted accelerators include chrome trim for all pads.



1967-81 Automatic Trans Pedal Pad Kits

Note: The 1970-71 drum brake and disc brake kits include a floor-mounted accelerator pedal pad, and do not include a trim plate for the accelerator pad.

R5004	67-68	Camaro/Firebird	drum
R5005	67-68	Camaro/Firebird	disc
R5002	69	Camaro/Firebird	drum
R5002	72-81	Camaro/Firebird	drum
R5003	69	Camaro	disc
R5003	69	Firebird	drum
R5003	72-81	Camaro/Firebird	disc
R5019	70-71	Camaro	drum
R5016	70-71	Camaro	disc

1967-81 Manual Transmission Pedal Pad Kits

Note: The 1970-71 drum brake and disc brake kits include a floor-mounted accelerator pedal pad, and do not include a trim plate for the accelerator pad.

R5006	67-68	Camaro/Firebird	drum
R5007	67-68	Camaro/Firebird	disc
R1010	69	Firebird	drum
R5008	69-75	Camaro/Firebird	drum
R5009	69-75	Camaro/Firebird	disc
R5017	70-71	Camaro	drum
R5018	70-71	Camaro	disc
R5010	73-81	Camaro	disc w/trim plates
R5009A	76-81	Camaro/Firebird	disc

GM Brake/Clutch Pedal Pads



1967-81 GM Restoration Parts

Auto Trans. Drum Brake Pad

OEM quality replacement brake pad for all automatic transmission models equipped with drum brakes. Packaged with OER® header card and GM Restoration Parts™ logo.

1967-81 Camaro 1967-68 Firebird
1968-77 Nova 1970-81 Firebird

K982 67-81 GM



1967-81 GM Restoration Parts

Auto Trans. Brake Pad Trim Plate

Correct reproduction of the chrome brake pad trim for all vehicles equipped with an automatic transmission. Packaged with OER® header card with GM Restoration Parts™ logo.

K920 67-81 GM



1967-81 GM Restoration Parts

Brake/Clutch Pedal Pad

OER® reproduction of the brake and clutch pedal pad. For manual transmission models.

1967-81 Camaro & Firebird
1968-79 Chevy II/Nova
1971-72 Chevy/GMC Truck

K981 67-81 GM

1967-81 GM Brake/Clutch Pedal Trim Plate

Restoration Parts

High quality chrome trim plate inserts onto the brake/clutch pedal pad. Packaged with OER® header card with GM Restoration Parts™ logo.

K911 67-81 GM



1969 Firebird Auto Brake Pad

Reproduction of the brake pedal pad for 1969 Firebird models with an automatic transmission.

9774235 69 Firebird



1969 Firebird Auto Trans. Brake Pad Trim Plate

Reproduction of the brake pedal pad trim plate for 1969 Firebird models with an automatic transmission. This plate will install easily with the original style tabs.

9788316 69 Firebird



1969 Firebird MT Brake/Clutch Pedal Pad

Reproduction of the brake or clutch pedal pad for 1969 Firebird models with a manual transmission.

9776819 69 Firebird



1969 Firebird Brake/Clutch Pedal Pad Trim Plate

Reproduction of the brake or clutch pedal pad trim plate for 1969 Firebird models with a manual transmission. This plate will install easily with the original style tabs.

9778267 69 Firebird



14038654



14038655

1982-92 F-Body Brake Pedal Pads

Reproduction brake pedal pad for 1982-92 Camaro and 1988-92 Firebird models. These brake pedal pads are manufactured to original specifications featuring the correct honeycomb pattern. Prepackaged in OER® polytube.

14038654 82-92 w/AT

14038655 82-92 w/MT



1958-70 GM Full Size Passenger Car Auto Trans. Brake Pad

Reproduction of the brake pad for 1958-70 GM full size passenger cars with an automatic transmission.

3881784 58-70 Full Size



1958-67 GM Auto Transmission Power Brake Pad

Restoration Parts

Reproduction of the brake pad for models with an automatic transmission and power brakes. Features the words "POWER BRAKE". Vertical ribs were original for the GM applications listed. Packaged in OER® box.

1958-64 full size Chevrolet
1962-67 Chevy II/Nova

3746702 58-67 GM

GM Clutch/Brake/Park Pedal Pad



GM Restoration Parts

1967-81 Auto Disc Brake Pad

OER® Reproduction of the brake pedal pad for cars equipped with disc brakes and an automatic transmission. Includes a highly polished insert with the word "Disc Brake" as shown. Packaged with OER® header card and GM Restoration Parts™ logo.

1967-68 Firebird 1968-70 Camaro
1970-81 Firebird 1970-71 Nova

3930091 67-81

1967-75 Manual Disc Brake Pad

GM Restoration Parts

OER® Reproduction brake pedal pad for cars equipped with disc brakes and manual transmission. Includes a highly polished insert with the word "Disc Brake" as shown. Packaged with OER® header card and GM Restoration Parts™ logo.

1967-68 Firebird 1968-70 Camaro
1970-75 Firebird 1973-74 Nova

3935721 67-75



1971-76 Auto Disc Brake Pad

OER® reproduction of the brake pedal pad for 1971-76 Chevrolet full size models and 1973-74 Chevrolet/GMC trucks equipped with disc brakes and an automatic transmission. Features the molded "Disc Brake" logo as shown.

3988288 71-76 ATW/discbrake

1962-67 Nova AT Brake Pad

Reproduction brake pad for 1962-67 Chevy II/ Nova with an automatic transmission and standard brakes. This pad features vertical ribbing. Prepackaged in OER® box.

GM Restoration Parts

3745991 62-67 Nova

1962-67 Chevy II/ Nova Brake/ Clutch Pad

Reproduction of the clutch and brake pedal pad for 1962-67 Chevy II/Nova models with manual transmission. Prepackaged in OER® box. 2 required per vehicle.

3988198 62-67 verticle ribbing
6256368 62-67 horizontal ribbing



1971-83 GM Clutch Pedal Bushing

Reproduction clutch pedal push rod bushing that fits various GM models. Injection molded plastic bushing installs on the clutch pedal and retains the clutch push rod. Bushing keeps the clutch push rod properly located and requires periodic replacement. Prepackaged in OER® polytube.

1972-73 Camaro w/ 307 1972-75 Camaro w/ 350
1972 Camaro w/ 402 1973 Camaro w/ 454
1976-83 Camaro 1972-83 Firebird
1971-75 Full Size w/ 6 cyl. 1971 Full Size w/ 350
1973 Full Size w/ 454 1973-75 Chevelle w/ 350
1973 Chevelle w/ 454

406172 71-83 GM

1955-2011 GM Brake/Clutch Pedal Pivot Bushings

Split nylon flange bushings fit over clutch and brake pedal cross shaft and inside cross shaft sleeve for 1955-2011 GM models with clutch and brake pedals with 5/8" diameter cross shaft. These bushings will help eliminate excessive side-to-side movement and pedal binding at the pivot.

1967-92 Camaro/Firebird 1955-90 full size Chevrolet
1962-79 Chevy II/Nova 1964-77 Chevelle
1964-88 El Camino 1955-11 Corvette
1960 Chevrolet/GMC Truck 1984-94 10/6515

K1448 55-11 4 piece set

1964-69 GM Park Brake Pedal Pad

Exact duplication of the parking brake pedal pad. For 1964-69 Chevelle models, 1968 Nova models, and 1967-68 Camaro models. Features the word "PARK" on the face as shown. Packaged with OER® header card and GM Restoration Parts™ logo.

3893181 64-69 GM

1967-68 Camaro Park Brake Trim Plate

Correct reproduction of the parking brake trim plate originally installed as an option on all 1967-68 Camaro models equipped with deluxe interior.

3893182 67-68 Camaro

1969-81 GM Park Brake Pedal Pad

Exact duplication of the parking brake pedal pad. This 1969 Nova, 1969-81 Camaro, and 1970-81 Firebird pedal pad is slightly smaller than the one for 1964-69 Chevilles, 1968 Nova, and 1967-68 Camaro models and does not feature the word "PARK" on the face. Packaged with OER® header card and GM Restoration Parts™ logo.

3945593 69-81 GM

1969-81 Park Brake Trim Plate

Reproduction of the parking brake trim plate originally installed as an option on all 1969-81 Camaro and 1970-81 Firebird models equipped with deluxe interior.

3954594 69-81 Camaro/Firebird

1958-64 Full Size Park Brake Pedal Pad

Reproduction park brake pedal pad for all 1958-64 full size and El Camino models. Manufactured to factory specifications from rubber, as original. Features the word "Park" in the correct font lettering. Prepackaged in OER® polytube.

3747276 58-64 Full Size

1960-72 Chevrolet & GMC Truck Brake/Clutch Pedal Pad

OER® reproduction brake and clutch pedal pad for 1960-72 Chevrolet and GMC trucks. Manufactured as original using premium grade rubber, this pad features the correct waffle style pattern. Prepackaged in OER® polytube.

3901510 60-72 Chevy/GMC truck

GM Park Brake Components



K1106

1967-69 Camaro Park Brake Assembly AUTHORIZED

Reproduction of the park brake pedal assembly for 1967-69 Camaro models. Features the pedal arm, return spring, release lever, and handle. Fully functional and ready to install.

K1106	67-68	Camaro
K1107	69	Camaro



1964-81 GM Parking Brake Release Handle

Reproduction of the parking brake release handle. Correct for 1968-69 Passengers cars, 1964-72 Chevelle, 1967-81 Camaro, 1967-69 Firebird, 1968-79 Chevy II/Nova, and 1971-72 Chevrolet/GMC Truck. Packaged with OER® header card with GM Restoration Parts™ logo.

3893179 64-81 GM



1962-67 Nova Park Brake Handle

Exact reproduction of the 1962-67 Chevy II/Nova parking brake handle. This quality piece is injection molded and is exactly as original in fit and appearance.

3877513 62-67 ChevyII/Nova



front cable



intermediate cable



rear cable LH



537485



3875092

1967-81 GM F-Body Park Brake Cables & Parts

Reproductions of the correct parking brake cables and components for 1967-81 Camaro and Firebird models without rear disc brakes. Cables and components are manufactured with all new tooling ensuring a quality component with a correct fit and appearance. These components are available as a kit which includes the front brake cable, intermediate cable, 2 rear brake cables, 3 brake cable retainers, 2 brake cable connectors, 1 cable equalizer, and a brake cable guide. Also available as individual items.

Note: * w/8-1/2" axle

Complete Park Brake Cable Kits

R1019	67	complete kit
R1020	68-69	complete kit
R1021	67	cables only
R1022	68-69	cables only

Individual Park Brake Cable Components

979366067	69	frontbrakecable
34468275	81	frontbrakecable
389274367		intermediatecable
391481368	69	intermediatecable
391481116		rearcable
3934645	68-69	rear cable
1253408	75-76	rear cable, LH or RH
1253408	77-81	rear cable, LH
1256897	77-81	rear cable, RH
625643767	69	brakecableequalizer
537564567	69	brakecableconnector
387509267	69	brakecableretainer
389274467	69	brakecableguide

1970-81 F-Body Front Brake Hose Brackets **New!**

Reproduction front brake hose brackets for 1970-81 F-Body models. Reproduced to exact specifications with original markings, this bracket attaches to the frame rail and the brake hose passes through it. Prepackaged in OER® polytube.

3975499	70-73	LH
3975500	70-73	RH
6264041	74-76	LH
6264042	74-76	RH
3975499	77-81	LH
3975500	77-81	RH

New!



1967-84 Park Brake Rod Grommet

OER® reproduction of the park brake release rod grommet. A necessary component when repairing or replacing the park brake assembly. Manufactured to exact factory specifications using injection molded plastic as original. This grommet installs into the park brake assembly housing and the park brake pull rod slides thru it. Sold individually. One required per vehicle. Prepackaged in OER® polytube.

Camaro	Impala/Full size
1967-69	1970
1973-84	GM Truck
Chevy II/Nova	1969-72 <i>all exc. dually</i>
1968-70	Chevelle
1972-79	1968-69

3945592 67-84



1968-74 Nova Park Brake Cable


Replace your worn out intermediate parking brake cable with a quality reproduction cable. This cable will install as original.

3923531 68-74 83-27/32"

Camaro Reproduction Consoles



R316705



R316704
with gauges

Inner console lid is flocked just like OEM

Inner glove box section is flocked as original

- Completely assembled and ready to install!
- Injection molded reproduction of original console.
- Glove box area is flocked as original.
- Bottom of console lid is flocked.
- Available with or without console gauge package.
- Choose from 4 speed - powerglide, TH 350 or TH400.
- Well protected in OER® corrugated box.

1967 Camaro Fully Assembled Consoles

OER® now offers these all new assembled consoles that includes every component provided in the non-assembled kit and much more! Each console is completely assembled and ready to drop in. Available in 4 speed or automatic, each assembly can be purchased with or without console gauges. Carefully prepackaged in OER® box.

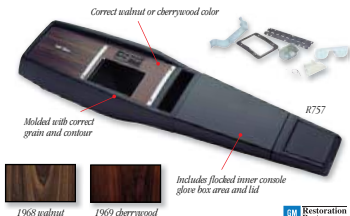
Note: Shipped overseas.

1967 Manual Transmission Console Assembly (R31)

R316705	67	4 speed without gauges
R316706	67	4 speed with gauges

1967 Automatic Transmission Console Assembly (R31)

R316703	67	Powerglide without gauges
R316704	67	Powerglide with gauges
R316701	67	TH350, TH400 without gauges
R316702	67	TH350, TH400 with gauges



Correct walnut or cherrywood color

Molded with correct grain and contour

R757



1968 walnut



1969 cherrywood

Includes flocked inner console glove box area and lid

Restoration Parts

1968-69 Camaro Console Kits (Unassembled)

OER® now manufactures a full console assembly for 1968-69 Camaro models featuring virtually every item your customer needs to completely replace a cracked or missing console. Items included in kits must be assembled. Fully assembled kits are also available. 1968 models feature walnut accents while 1969 models feature cherrywood accents.

Note: 1968-69 Console Kits are sold non-assembled. Shipped overseas.

Manual Console Kits Include

- 1 Camaro Center Console
- 1 Console to Floor Mounting Bracket
- 1 Console Shift Plate (specify year)
- 1 Console Shift Pattern (specify 3 or 4 speed)
- 1 Forward Console Plate
- 1 Forward Console Emblem
- 1 Console Shift Slider Retainer (68 only)
- 1 Console Shift Plate Slider (68 only)
- 1 Console Lid
- 1 Console Lid Mounting Hinge
- 1 Console Lid Spring
- 1 Console Ash Tray Lid
- 1 Rear Ash Tray Insert
- 4 Console Lid /Ash Tray Lid Rubber Stoppers
- 1 Shift Tassel (69 only)
- 1 Console Mounting Hardware Kit
- 1 Ash Tray Lid/Hinge Pins
- 1 Console Light Reflector
- 1 Console Rear Lamp Lens
- 1 Replacement Rear Lens Bulb
- 1 Console Seat Belt Clip

Automatic Console Kits Include

- 1 Camaro Center Console
- 1 Console Floor Mounting Bracket
- 1 Automatic Console Shift Plate
- 1 Forward Woodgrain Panel Plate
- 1 Forward Woodgrain Panel Plate Emblem
- 1 Console Lid
- 1 Console Lid Spring
- 1 Console Lid Mounting Hinge
- 1 Rear Console Ash Tray Lid
- 1 Center Console Shift Plate
- 1 Rear Console Ash Tray Insert
- 4 Console Lid and Ash Tray Rubber Stoppers
- 1 Shift Lamp Mounting Plate
- 1 Shift Indicator Rubber Seal Kit (4)
- 1 Shift Indicator Lens Backing Plate
- 1 Shift Plate Lens
- 1 Console Mounting Hardware Kit
- 1 Replacement Rear Lens Bulb
- 1 Ash Tray Lid/Hinge Pins
- 1 Console Light Reflector
- 1 Rear Console Lamp Lens
- 1 Console Seat Belt Clip

1968-69 Manual Console Kit (R51)

R752	68	3 speed	walnut
R753	68	4 speed	walnut
R756	69	3 speed	cherrywood
R757	69	4 speed	cherrywood

1968-69 Automatic Console Kit (R51)

R750	68	Powerglide	walnut
R751	68	TH350/TH400	walnut
R754	69	Powerglide	cherrywood
R755	69	TH350/TH400	cherrywood

Camaro Reproduction Consoles



1968-69 Camaro Fully Assembled Console

OER® now offers these all new assembled consoles that includes every component provided in the non-assembled kit and much more! Each console is completely assembled and ready to drop into a Camaro. Available in 4 speed or automatic, each assembly can be purchased with or without console gauges. 1968 models feature walnut accents while 1969 models feature cherrywood accents. Carefully prepackaged in OER® box.

Note: Shipped oversize.

1968 Camaro Console Assembly

1968 Manual Console Assemblies - Walnut Accents



R316807	68	3 speed without gauges
R316805	68	4 speed without gauges
R316806	68	4 speed with gauges

1968 Automatic Console Assemblies - Walnut Accents



R316803	68	Powerglide without gauges
R316804	68	Powerglide with gauges
R316801	68	TH350, TH400 without gauges
R316802	68	TH350, TH400 with gauges

1969 Camaro Console Assembly

1969 Manual Console Assemblies - Cherrywood Accents



R316907	69	3 speed without gauges
R316905	69	4 speed without gauges
R316906	69	4 speed with gauges

1969 Automatic Console Assemblies - Cherrywood Accents



R316903	69	Powerglide without gauges
R316904	69	Powerglide with gauges
R316901	69	TH350, TH400 without gauges
R316902	69	TH350, TH400 with gauges

Camaro/Firebird Consoles



3919081

3918725

3893889



9793279

9793278

3892889

1967 Camaro/Firebird Console Restoration Parts

Injection molded, die-cast reproductions of original 1967 Camaro or Firebird console base. Manufactured to exact dimensions and features the correct etched grain. Includes console with chrome die-cast outer trim. Console door hinge, console door, etc. sold separately. Consoles are available for non console gauge models, or models originally equipped with console gauges. The reproduction bracket is used to mount the console assembly to the floor. The main bracket assembly which keeps your console where it belongs can be used with original GM consoles or OER® reproductions.

Note: Console gauges are sold separately. See gauge section. Shipped oversize.

3918725	67	Camaro/Firebird	w/o console gauges
3919081	67	Camaro/Firebird	for console gauge models
3893889	67	Camaro/Firebird	mounting bracket

1968-69 Camaro Console

Restoration Parts

Top quality reproduction of 1968-69 Camaro console, injection molded as original, includes the complete top shell and bottom base sections. Manufactured in the correct grain and contour, can be used for manual or automatic transmissions. All OER® reproduction console parts are specifically designed for installation on this console. The reproduction bracket is used to mount the console assembly to the floor. The main bracket assembly which keeps your console where it belongs can be used with original GM consoles or OER® reproductions.

Note: Shipped oversize.

3938640	68-69	Camaro	complete assembled console
3919163	68-69	Camaro	mounting bracket

1968-69 Firebird Console Restoration Parts

Injection molded, die-cast reproduction of the original 1968-69 Firebird console base. Manufactured to exact dimensions and features correct Burlwood design. The Firebird console base includes a separate metal trim overlay as originally offered. The overlay is attached to the console offering an original appearance. This complete assembly now includes the console door as shown. Console shift plate sold separately. The reproduction bracket is used to mount the console assembly to the floor. The main bracket assembly which keeps your console where it belongs can be used with original GM consoles or OER® reproductions.

Note: Shipped oversize.

9793278	68-69	Firebird	automatic trans
9793279	68-69	Firebird	manual trans
3893889	68-69	Firebird	mounting bracket



3919163

features flocking in glove box area

3938640

Camaro/Firebird Consoles

1970-72 Camaro Complete Console Assembly

OER® manufactures this complete console assembly for 1970-72 Camaro models.

This all new reproduction is designed to replace the entire console unit for 1970-72 Camaro models.

Manufactured from all new tooling, each part is injection molded (when required) and assembled allowing easier installation without the additional effort of assembly. Comes complete with the upper and lower sections, side air vents, ash tray lid, console door assembly and lock assembly as shown. Ash tray insert is sold separately. Due to variances in the transmissions, shift plates are sold separately. This console assembly will fit all 3 speed, 4 speed and automatic models.

Note: Shipped double oversize.

3975798	70-72	Camaro	complete assembled console
K665	70-72	Camaro	set of 3 brackets - AT



Correct mounting brackets for 1970-72 Camaro consoles. This set includes front, center and rear brackets. Stamped as original and ready to install (sold separately from console, some welding may be required)

3975798

DS2



469930



469937



10009289R



10009290R

1973-81 Camaro Console

GM Restoration Parts

OER® is proud to offer this complete one piece center console assembly for 1973-81 Camaro models. The shift plate is not included and can be removed from the original console or purchased separately. The padded console lid (not included with console), does not include the mounting hinge or latch assembly which must be removed from the existing console lid and reapplied to the new console lid.

Note: Shipped double oversize.

469930	73-81	Camaro	manual trans
469937	73-81	Camaro	auto trans

DS2

1970-79 Firebird Console

GM Restoration Parts

Replace your 2nd generation console with an authentic OER® reproduction. Each console is a complete one piece upper and lower assembly! Replacing the console can be just what your interior needs to help bring it back to showroom condition. All original components can be removed from the existing console and reinstalled on the new console.

Note: Shipped double oversize.

10009289R	70-79	Firebird	manual trans
10009290R	70-79	Firebird	auto trans

DS2

Impala/Nova Consoles

1963 Impala SS Console

GM Restoration Parts

A reproduction of the complete console assembly originally installed on all 1963 Super Sport Impalas. Each part is injection molded or die-cast and pre-assembled to allow the installer minimum effort for installation. Comes complete with the inner glove box, forward plate assembly, SS emblem, console lamp, console door and lock assembly. Each console assembly can be used with a 4-speed emblem for manual transmission models or with a Powerglide shift plate for automatic transmission models. 4-speed and automatic shift plates are sold separately.

Note: Shipped double oversize.

3827408 63 Impala SS

1964 Impala SS Console with Automatic

GM Restoration Parts

OER® manufactures this complete console assembly for 1964 Super Sport Impalas. This reproduction is designed to replace the entire console unit. Each part is injection molded or die cast, and assembled for easier installation. Includes the glove box, shift indicator assembly for Powerglide, SS emblem, console lamp, console door, and lock assembly as shown. This console assembly will fit all automatic models with bucket seats. Packaged in an OER® corrugated box. Officially licensed by GM.

Note: Shipped double oversize.

3844152 64 Impala SS

1964 Impala SS Console with 4-Speed

GM Restoration Parts

OER® manufactures this complete console assembly for 1964 Super Sport Impalas. This all new reproduction is designed to replace the entire console unit. Each part is injection molded or die cast and assembled for easier installation. Comes complete with the glove box, shift pattern, shifter surround assembly, SS emblem, console lamp, console door and lock assembly as shown. This console assembly will fit all 4-speed models with bucket seats. Packaged in an OER® corrugated box.

Note: Shipped double oversize.

3844159 64 Impala SS

1975-79 Nova Console

Reproduction console designed for all 1975-79 Nova models originally equipped with a center console and a 3-speed automatic transmission. Features the shift plate with the chrome accent and shift pattern. Manufactured in injection molded plastic as original. Prepackaged in OER® box.

Note: Shipped oversize.

881123 75-79 Nova 3-speed AT

1963 Impala SS Console

Emblem GM Restoration Parts

Correct reproduction of the original console emblem. Prepackaged in OER® box.

3843985 63 Impala SS



1964 Impala SS Console

Emblem GM Restoration Parts

Correct reproduction of the original console emblem. Prepackaged in OER® box.

3843986 64 Impala SS



1963 SS Console Auto Shift Plate

OER® manufactures this automatic shift plate for 1963 Impala SS models with Powerglide transmissions.

3830456 63 Impala SS



1963 4 Speed Shift Pattern Emblem

This precise emblem is manufactured to exacting specifications featuring the correct shift pattern as pictured. Manufactured in correct color.

3827121 63 Impala SS



1963 Impala SS Console Lens

Reproduction of the original console lens for 1963 Impala SS models. Manufactured in correct color.

3845839 63 Impala SS

New!



1964 Impala SS Console Lens

Reproduction of the original console lens for 1964 Impala SS models. Manufactured in correct color.

3845840 64 Impala SS



Camaro/Firebird Console Parts

1968-69 Camaro Console Hardware Kit

OER® quality console assembly trim screw kit contains enough screws, nuts and washers to assemble or reassemble an OER® reproduction or original center console.

Note: Console gauge assembly screw kit sold separately.

R2343 68-69 Camaro



New!



1968-69 Camaro Console Mounting Set

Reproduction console mounting kit for Camaro models. Correct rivet nuts with generic bolts and washers for console installation. Prepackaged in OER® polytube.

A9100214 68-69 Camaro



1968-74 Nova Forward Console Plate

OER® reproduction of the original 1968-74 Chevy II/Nova forward console plate that installs on the front section of the console assembly. Manufactured in stamped steel as original. Available in black only. Prepackaged in OER® polytube.

3947624 68-74 Chevy II/Nova

1968-74 Console Forward Panel Plate - Walnut

Restoration Parts

The highest quality reproduction available of the complete 1968 Camaro and 1968-74 Chevy II/Nova walnut wood forward console plate. This is a superb reproduction of the original plate with special attention paid to matching the walnut woodgrain correctly. Each plate features the original style mounting studs for a complete installation. The forward plate can be installed on original or OER® reproduction console assemblies. Prepackaged in OER® box. GM licensed reproduction.

3921826 68 Camaro



1970-81 Firebird Console Map Pocket

Correct reproduction of the original Firebird console map pocket assembly for 1970-81 Firebird and Trans Am models. Each reproduction is manufactured to exact factory specs. Complete in OER® box and ready to install.

478557 70-81 Firebird



1968-74 GM Forward Console Plate Hardware

Reproduction of the forward console plate hardware set for the various GM models listed. Each 8 piece set includes 4 clips and 4 nuts to attach the forward plate to the console. Prepackaged in OER® polytube.

1968-74 Chevy II/Nova
1971-74 Pontiac Ventura
1973-74 Buick Apollo

1973-74 Oldsmobile Omega
1974 Pontiac GTO

3925443 68-74



New!

1968-74 Camaro Console Forward Panel Plate - Cherrywood

Restoration Parts

The finest reproduction available of the complete 1969 Camaro and 1968-74 Chevy II/Nova cherry woodgrain forward console plate. This is a superior reproduction of the original plate with special attention paid to matching the Cherry woodgrain. Each plate features the original style mounting studs for a complete installation. The panel plate can be installed on original or reproduction console assemblies. Prepackaged in OER® box. GM licensed reproduction.

3949586 69 Camaro
3949586 68-74 Chevy II/Nova



1967 Camaro/Firebird Console Gauge Assembly

GM Restoration Parts

Pre-Assembled Gauges Now Available!

OER® brings back the popular console gauge package assembly for 1967 GM F-bodies. Completely assembled and ready to install!

This unique package contains everything your customer needs to replace or install original type console gauges. Each complete assembly contains the console gauge bezel, bottom gauge housing, four gauges and the clock. This complete gauge package is ready to install. If your customer had original console gauges, simply use the original wiring. If console gauges are being added to non console gauge vehicle, new wiring will be required. Make it easy to add or replace console gauges with an OER® console gauge assembly.

Note: Wiring, lighting and oil line are not included.



3952637 67 Camaro/Firebird

1968-69 Camaro/1968-74 Nova

GM Restoration Parts

1971-74 Ventura/1974 GTO Console Gauge Package

Pre-Assembled Gauges Now Available!

This unique package contains everything your customer needs to replace or install original type console gauges. You can now purchase the gauges as a complete assembly ready to install. Each package contains four gauges, all necessary cosmetic parts, and connectors to install a complete set of gauges. If your customer had original console gauges, simply use the original wiring. If console gauges are being added to non console gauge vehicle, new wiring will be required. Make it easy to add or replace console gauges with an OER® console gauge assembly.

Note: Wiring, lighting and oil line are not included.



3952635



3952636

3952635	68-69	Camaro	silver gauge face	wiring available separately
3952636	68-74	Nova	black gauge face	wiring available separately
3952636	71-74	Ventura	black gauge face	wiring available separately
3952636	74	GTO	black gauge face	wiring available separately

1967 Camaro/Firebird Console Gauges

Die Cast!



assembled console gauge housing without gauges

1967 Camaro Console Gauge Housing

Restoration Parts

OER® reproduction of the original die-cast console gauge housing found on 1967 Camaro models with optional console gauge package. Installs directly onto the top front of the console assembly. This gauge housing may be added to Camaro models not originally equipped with console gauges by modifying the console. Includes the top gauge housing bezel and gauge housing base.

Important: Originally installed on Camaro models but can be modified to fit Firebird.

Note: Gauges sold separately or in gauge package.

6458139 67 Camaro



Includes assembled top die-cast bezel and lower base

1967 Camaro Console Amp Gauge

Restoration Parts

Reproduction of the original console gauge assembly that fits into the 1967 console gauge housing. A completely new reproduction, manufactured to exact specifications. Officially Licensed by General Motors. Prepackaged in OER® logo box.

6291987 67 Camaro



1967 Camaro Console Oil Gauge

Restoration Parts

Reproduction of the original console gauge assembly that fits into the 1967 console gauge housing. A completely new reproduction, manufactured to exact specifications. Officially Licensed by General Motors. Prepackaged in OER® logo box.

6291986 67 Camaro



1967 Camaro Console Fuel Gauge

Restoration Parts

Reproduction of the original console fuel gauge assembly that fits into the 1967 console gauge housing. A completely new reproduction, manufactured to exact specifications. Officially Licensed by General Motors. Prepackaged in OER® logo box.

6402807 67 Camaro



1967 Camaro Console Temp Gauge

Restoration Parts

Reproduction of the original console temperature gauge assembly that fits into the 1967 console gauge housing. A completely new reproduction, manufactured to exact specifications. Officially Licensed by General Motors. Prepackaged in OER® logo box.

6402808 67 Camaro



1967 Camaro Console Gauge Lenses

Each lens is a precision optical grade clear acrylic lens, molded from a hard chrome mold. Each set includes all three round lenses installed on 1967 consoles with gauges. Each lens includes the correct green color lettering on the fuel/temperature lens and the oil/battery lens. The clock lens includes the correct diameter hole for the set stem to protrude through.

K133 67 Camaro 3 piece set

1967 Camaro Console Clock

Restoration Parts

Reproduction of the original console clock assembly that fits into the 1967 console gauge housing. This unique reproduction is redesigned and manufactured to accommodate a newer quartz style clock component that pushes the quality into a more recent period. The front face is manufactured to exact specifications for a authentic and cosmetically correct appearance. Will install in original or reproduction console gauge housings. Officially Licensed by General Motors. Prepackaged in OER® logo box.

3901613 67 Camaro



Chevrolet/Pontiac Console Gauges



6431423



6431582



6473265



6473840

1968-74 GM Console Fuel Gauge

Correct reproduction of the original console fuel gauges for 1968-69 Camaro, 1968-74 Nova, 1971-74 Ventura and 1974 GTO floor consoles. These gauges will install exactly as the factory intended. Prepackaged in an OER® box that features the GM Restoration Parts™ logo.

6431423	68-69	GM	silver
6431582	68-74	GM	black

1968-74 GM Console Battery Gauge

Correct reproduction of the original battery gauges for 1968-69 Camaro, 1968-74 Nova, 1971-74 Ventura and 1974 GTO floor consoles. These gauges will install exactly as the factory intended. Prepackaged in an OER® box that features the GM Restoration Parts™ logo.

6473265	68-69	GM	silver
6473840	68-74	GM	black



6489836



6489896



6461641



6462896

1968-74 GM Console Temperature Gauge

Beautifully reproduced original silver console temperature gauge for 1968-69 Camaro models. Black gauge for 1968-74 Nova, 1971-74 Ventura and 1974 GTO floor consoles. Prepackaged in OER® box that features the GM Restoration Parts™ logo.

6489836	68-69	GM	silver
6489896	68-74	GM	black

1968-74 GM Console Oil Gauge

Correct reproduction of the original silver oil gauge for 1968-69 Camaro consoles. Black gauge for 1968-74 Nova, 1971-74 Ventura and 1974 GTO floor consoles. Each oil gauge is an all new reproduction of the original and will install exactly as the factory intended. Prepackaged in an OER® box that features the GM Restoration Parts™ logo.

6461641	68-69	GM	silver
6462896	68-74	GM	black

1968-74 GM Console Gauge Connector Set

Reproduction of the original connectors used to mount the wires to the back of the gauges. Includes connectors for all 4 console gauges. The gauge mounting connectors are necessary for the gauges to operate properly. Mounting connectors are included when purchasing the full gauge package kit. Fits 1968-69 Camaro, 1968-74 Nova, 1971-74 Ventura and 1974 GTO floor consoles. Prepackaged in bag with OER® header card.



6480885	68-74	GM
---------	-------	----

1968-74 GM Console Gauge Screw Kit

This console gauge assembly screw kit contains enough screws and washers to assemble or reassemble a set of reproduction or original console gauges for 1968-69 Camaro, 1968-74 Nova, 1971-74 Ventura and 1974 GTO floor consoles.



R2344	68-74	GM
-------	-------	----



1968-74 GM Console Gauge Cover GM Restoration Parts

Console gauge cover bezel which mounts on the forward section of the console and is used to cover the console gauges. This bezel is a high quality reproduction of the original GM part. For 1968-69 Camaro, 1968-74 Nova, 1971-74 Ventura and 1974 GTO floor consoles. Features correct chrome heat stamped molding around gauge area. Prepackaged in an OER® box with the GM Restoration Parts™ logo.

6480875 68-74 GM



1968-74 GM Console Gauge Base GM Restoration Parts

Console gauge base which mounts on the forward section of the console and is used to house the console gauges. This bezel is a high quality reproduction of the original GM part. For 1968-69 Camaro, 1968-74 Nova, 1971-74 Ventura and 1974 GTO floor consoles. Produced in the correct luminous light green color. Prepackaged in an OER® box that features the GM Restoration Parts™ logo.

6480876 68-74 GM



6480881



6480884

1968-74 GM Console Gauge Bezels GM Restoration Parts

Console gauge bezels which mount on the forward section of the console and are used to cover the console gauges. Each bezel is a quality reproduction of the original GM part. For 1968-69 Camaro, 1968-74 Nova, 1971-74 Ventura and 1974 GTO floor consoles. Includes correct lettering in original color as shown. Prepackaged in an OER® chipboard box that features the GM Restoration Parts™ logo.

6480881 68-74 GM batt/temp

6480884 68-74 GM fuel/oil



1968-74 GM Console Gauge Lens GM Restoration Parts

Correct clear plastic lens used to cover the console gauge faces. Each gauge kit requires 2 lenses. The lenses are the same for either front or rear gauges. Each lens is precision crafted offering an exact appearance.

1968-69 Camaro 1971-74 Ventura
1968-74 Nova 1974 GTO

6480882 68-74 GM



6480877



6480878

GM Restoration Parts

1968-74 GM Console Gauge Mounting Plates

Reproduction of the correct gauge mounting plates die-stamped to match the original configuration. Each plate is stamped for the gauges to attach easily; unlike reproductions currently being offered by other suppliers. 1968-69 Camaro, 1968-74 Nova, 1971-74 Ventura and 1974 GTO floor consoles.

6480877 68-74 GM batt/temp

6480878 68-74 GM fuel/oil




1968-74 GM Console Gauge Oil Lines

Correct reproduction of the original oil line assemblies. This is an integral part of the console gauge oil gauge and must be installed for the gauge to operate. Available with black line. For use on oil gauges for listing below:

1968-69 Camaro
1968-74 Nova
1971-74 Ventura
1974 GTO

3906192 68-74 GM

Camaro/Firebird Console Parts



3893861

3918723

1967 Camaro/Firebird and 1968-69 Firebird Reproduction Console Lid

 Restoration
Parts

An exact reproduction of the original console lid for all 1967 Camaro or Firebird and 1968-69 Firebird consoles. This reproduction includes correct etched grain with the hinge stopper attached as original. This lid will install on all original or reproduction consoles, available in black or Burwood. Paint to desired color using interior acrylic lacquer paint.

Important: Due to fading over time of the original console assembly burwood plates, the coloration of the burwood console lid may not be an exact match.

Camaro/Firebird

3893861	67	Camaro/Firebird	black
---------	----	-----------------	-------

Firebird

3918723	68-69	Camaro/Firebird	burwood
---------	-------	-----------------	---------

1968-69 Camaro Console Lid

This reproduction console lid will enhance your customers interior and installs exactly as the factory intended. Each lid includes the correct grain metal and installs on all original or reproduction consoles. After years of use the console door can become worn, bent or warped from opening and closing. Renew the interior appearance by simply changing lids. Perfect fit for OER® 1968-69 Camaro console assemblies. Features correct flocking on inner section.

**Features Flocking on
Inner Section of The Door!**



3919069	68-69	Camaro	w/locking
---------	-------	--------	-----------



3972012



3972012A

1970-72 Camaro Console Lid

 Restoration
Parts

This redesigned console lid is practically indistinguishable from the original! Manufactured from original materials in the correct grain. Each console lid is manufactured utilizing correct vinyl poured materials allowing an exact fit and feel. Can be installed on original or OER® reproduction consoles. Available with a latch and button assembly pre-installed!

3972012	70-72	Camaro	without latch
3972012A	70-72	Camaro	w/latch & button
3972993	70-72	Camaro	latch only



Bottom view

Top view

**Features injection molded base to
assure a proper fit!**



10019554

10019555

10019557

10019558

10019556

10019559

10019560

 Restoration
Parts

1970-81 Firebird, 1973-81 Camaro Console Lid

Reproduction padded console lid for 1970-81 Firebird and 1973-81 Camaro models. This lid is manufactured to exact specifications and features an injection molded base to assure a proper fit. Stop bracket is now included and installed as original. Features a vinyl cover with correct grain.

10019554	70-81	Firebird	black
10019555	70-81	Firebird	firethorn
10019556	70-81	Firebird	light blue
10019557	70-81	Firebird	camel tan
10019558	70-81	Firebird	coraline red
10019559	70-81	Firebird	white
10019560	70-81	Firebird	dark blue



1982-92 Camaro Console Lid

AUTHORIZED

Manufactured for all 1982-92 Camaro console assemblies. Features correct mounting hinge and latch assembly. This console lid assembly is designed to replace the original exactly. Available exclusively in black, however this console lid may be painted to your desired color with our interior paints.

14035760	82-92	Camaro	black - paint to match
----------	-------	--------	------------------------

Camaro/Firebird Console Parts



1973-81 Camaro/1970-81 Firebird Console Glove Box Assembly

Restoration Parts

OER® has obtained the original tooling from General Motors to produce this quality inner console glove box. Every inner glove box is manufactured to exact specifications and will fit 1973-81 Camaro models and 1970-81 Firebird models. Prepackaged in OER® bag featuring the GM Restoration Parts logo.

478562 70-81

1970-81 Camaro/Firebird Console Lid Latch Button



Correct replacement assembly for the often broken or missing original. For all 1970-81 Firebird and 1973-81 Camaro consoles with push in style latches.

478567 70-81 Firebird
478567 73-81 Camaro

1973-81 Camaro/Firebird Console Lid Button Spring



Keep your console lid button working correctly by replacing the small spring which allows the button to release the door when opened.

478568 73-81 Camaro/Firebird



1967 Camaro/1967-69 Firebird Console Lid Hinge

This hinge is manufactured in the correct gauge metal and comes in a matte black finish as original. Will fit original GM consoles and OER® reproduction consoles.

3893866 67 Camaro
3893866 67-69 Firebird



1968-69 Camaro Console Lid Hinge Restoration Parts

Reproduction of the original hinge used to mount the console lid to the console. This hinge is manufactured in the correct gauge material and painted black as original. OE# 3919071

3919071 68-69 Camaro



3899868



3919073

1967-69 Camaro/Firebird Console Lid Spring

Reproduction of the original console lid spring for use on 1967-69 Camaro and Firebird consoles. Exact reproduction of the original spring with correct tension ratio. Prepackaged in OER® bag with header card.

3899868 67 Camaro
3899868 67-69 Firebird
3919073 68-69 Camaro

1967 Camaro/1967-69 Firebird Console Lid Arm



OER® reproduction of the console lid arm that limits the opening of the console lid and provides the mounting point for the console lid spring.

3899867 67-69

1968-69 Camaro Console Lid Arm Restoration Parts



OER® reproduction of the console lid arm that limits the opening of the console lid and provides the mounting point for the console lid spring.

3919072 68-69 Camaro

1973-81 Camaro/Firebird Console Lid Arm

New!



OER® reproduction console lid arm for 1973-81 Camaro and Firebird models. Manufactured to factory specifications and designed to replace a broken original. Prepackaged in OER® polytube.

37380 73-81 Camaro/Firebird

Chevrolet/Pontiac Console Parts

1967-74 Manual Console Shift Plate

GM Restoration Parts

Correct replacement for the original 1967 Camaro/Firebird and 1968-74 Nova manual transmission console shift plate. Features the correct semigloss satin black finish with a triple chrome plated outer trim. This shift plate may be used for all manual transmissions. Manufactured from original GM tooling!

1967 Camaro/Firebird
1968-74 Nova



3921895 67-74 3-Speed & 4-Speed

1967 Camaro/Firebird and 1968-74 Nova Automatic Console Shift Plate

GM Restoration Parts

This superb reproduction features the correct semigloss satin black finish with a triple chrome plated outer trim for factory new appearance. Originally installed as a two piece unit. For use on 1967 Camaro/Firebird and 1968-74 Nova models with automatic transmission. Chrome screws and attaching hardware not included.



3893863 67-74

1968 Camaro Manual Console Shift Plate

GM Restoration Parts

Reproduction of the original shift plate featuring a deep chrome insert. Guaranteed to match the original in every detail. Each shift plate features correct gunstock walnut woodgrain which runs lengthwise on the shift plate. Comes complete in new OER® packaging. Chrome screws and attaching hardware not included.



3921800 68 Camaro 4-speed

1968 Camaro Automatic Console Shift Plate

GM Restoration Parts

This shift plate features correct gunstock walnut woodgrain which runs lengthwise on the shift plate. Comes complete in new OER® packaging. Chrome screws and attaching hardware not included.



3921805 68 Camaro

1969 Camaro Automatic Console Shift Plate

GM Restoration Parts

This shift plate features correct style cherry woodgrain running lengthwise along the shift plate and highly polished chrome edges around inner diameter with 4 studs on bottom for applying to console. Chrome screws and attaching hardware not included.



3949591 69 Camaro cherrywood

1969 Camaro Manual Console Shift Plate

GM Restoration Parts

This reproduction of the original shift plate features a shallower depth than the 1968 shift plate. Features correct cherry wood which runs lengthwise on the shift plate. Holes are predrilled for 3 speed or 4 speed emblems as desired. Comes complete in new OER® packaging. Chrome screws and attaching hardware not included.



3949537 69 Camaro

Chevrolet/Pontiac Console Parts

1967-69 Camaro Manual Trans Shift Plate

Reproduction shift plate for 1967-69 Camaro models with 3 or 4 speed transmissions and without a center console.



3893855	67-68	Camaro	4 speed
3893855	67-69	Camaro	3 speed

1968-69 Firebird Automatic Shift Plate

GM Restoration Parts

Die-cast reproduction of the original Firebird automatic console shift plate for use on 1968-69 models. Features correct Burlwood design with bright chrome outer trim. Shift plates will be available soon! Please note the differences in the years below. Chrome screws and attaching hardware not included.



9793256

9793256	68	Firebird	automatic
9797443	69	Firebird	Powerglide
9797444	69	Firebird	Turbo Hydramatic

1968-69 Firebird Console Manual Shift Plate

GM Restoration Parts

OER® reproduction of the original console shift plate designed for 1968-69 Firebird models with manual transmissions. Each shift plate is chrome plated and features correct black paint on inner section as pictured. This console shift plate for 1968-69 Firebird models will be available soon. Triple chrome plated for maximum effect. Prepackaged in OER® box. Officially Licensed by General Motors.




9793260	68-69	Firebird
---------	-------	----------

1968-69 Camaro Automatic Console Center Shift Plate

GM Restoration Parts

Reproduction of the original center shift plate insert for use on all 1968-69 Camaro models with auto trans. Includes original type flat black paint with raised chrome edges and installation nuts. This reproduction will fit original and reproduction shift plates. Prepackaged in OER® box.



3921804	68-69	Camaro
---------	-------	--------

1970-71 Camaro 4 Speed Shift Plate

OER® reproduction shift plate found on all 1970-71 Camaro models with 4 speed transmissions. Can be installed over original GM or reproduction consoles. Includes correct

4 speed pattern stamped into the shift plate as original. 1972 models included the shift pattern on shift knob and was eliminated from the console shift plate. Also features original grain as shown. Screws available separately.



3975874	70-71	Camaro
---------	-------	--------



K490

K491

1967-81 Camaro/Firebird Console Shift Plate Mounting Screws

Correct mounting screws designed to install early or late console shift plates. Prepackaged in sets of 4 with OER® header card.

Note: K491 will work for 1970-72 models but not cosmetically correct.

K490	67-69	Camaro/Firebird	chrome phillips head
K491	73-81	Camaro/Firebird	black socket head

Chevrolet/Pontiac Console Parts

1970-72 Camaro Automatic Shift Plate

OER® reproduction shift plate found on all 1970-72 Camaro models with automatic transmissions. This all new die cast reproduction will replace the original shift plate and install in any original or reproduction console unit for 1970-72 models. Includes shift plate rubber under shift plate making installation easy. Screws available separately.



3975877 70-72 Camaro

1972 Camaro 4 Speed Shift Plate

OER® reproduction shift plate found on all 1972 Camaro models with 4 speed transmissions. Can be installed on original GM or reproduction consoles. Features correct all grain pattern stamped into the shift plate as original. 1972 models included the shift pattern on the shift knob and was eliminated from the console shift plate. Screws available separately.



3991787 72 Camaro



478569



14015852

1970-81 GM F-Body Console Auto Shift Plate

OER® reproduction of the original console shift plates designed to replace any shift plate for 1970-81 Firebird models or 1979-81 Camaro models. Features P-R-N-D-S-L letters on indicator lens. Grain on shift plate is correct for each listing. The shift plate includes the indicator lens and housing.

478569 1970-79 Firebird
478569 1980-81 Firebird (exc. Sport & Trans Am models)
14015852 1979-81 Camaro (standard interior)

478569 70-81 Firebird w/AI
14015852 79-81 Camaro w/AI

1970-78 GM F-Body Automatic Shift Plate

Replace your shift plate with this OER® reproduction for 1970-78 Camaro/Firebird models with automatic transmissions. This shift plate is black and features the correct countersunk mounting locations for the attachment screws. This shift plate is for use when the shift pattern is located in the instrument carrier assembly on the dash in front of the driver.

Note: Screws available separately.

6264779 70-78 F-Body
K491 70-78 screws (4)



1968-69 Camaro Console Shift Pattern Emblems

Beautifully detailed shift pattern emblems originally used on 1968-69 models with standard transmissions. Each emblem will install on original or reproduction shift plates. Prepackaged in plastic bag with OER® header card featuring the GM Restoration Parts™ logo.

3919121 68-69 Camaro 3 speed
3919122 68-69 Camaro 4 speed



1968-72 Camaro Auto Shift Plate Rubber Seal Set

Exact reproduction compression molded in neoprene with steel inserts, for use with all automatic consoles. This is truly the finest reproduction on the market today! The quality is unsurpassed and your customers will appreciate it!

K51 68-72 Camaro



1968-72 Chevelle Console Shift Plate Seals

OER® reproduction shift plate seals for 1968-72 Chevelle models with automatic transmissions. These seals are manufactured from die cut high grade rubber and will fit as original. 4 piece set.

K636 68-72 Chevelle





1967 Camaro/Firebird & 1968-72 Nova Shift Plate Bulb Retainer

GM Restoration Parts

Quality reproduction of the original shift plate bulb retainer used on all 1967 Camaro/Firebird and 1968-72 Nova automatic shift plates. Inserts directly below the shift plate area and houses the lamp sockets. Prepackaged in plastic bag with OER® header card including the GM Restoration Parts™ logo.

3893876	67	Camaro/Firebird
3893876	68-72	Nova

1967 GM F-Body & 1968-74 Nova Auto Shift Plate Lens

OER® reproduction injection molded clear plastic lens for 1967 Camaro/Firebird models and 1968-74 Nova with 2 speed or 3 speed automatic transmissions. Features all gear indicator lettering in the correct translucent green coloration. Shift plate lenses are packaged in plastic bags with the OER® header card.



3893874 3986833

Powerglide

3893874	67	Camaro/Firebird
3893874	68-74	Nova

Turbo Hydramatic

3986833	67	Camaro/Firebird
3986833	68-74	Nova

1968-69 Camaro Auto Shift Plate Lens

GM Restoration Parts

Injection molded reproductions of the original clear plastic lens for use with 1968-69 Camaro models with 2 speed or 3 speed automatic transmissions. Features all gear indicator lettering in the correct translucent green coloration. Shift plate lenses are packaged in plastic bags with the OER® header card.



3919161 3919160

3919161	68-69	Turbohydramatic
3919160	68-69	Powerglide



1967 Camaro/Firebird & 1968-74 Nova Auto Shift Lens Backing Plate

GM Restoration Parts

Reproduction of the original backing plate that inserts directly below the shift plate lens on all 1967 Camaro/Firebird and 1968-74 Nova automatic transmission shift plates. Prepackaged in bag with OER® header card that features the GM Restoration Parts™ logo.

3893875	67-74
---------	-------



1968-69 Camaro Auto Shift Indicator Lens Backing Plate

GM Restoration Parts

Stamped steel plate which fits beneath the automatic transmission shift indicator lens on all 1968-69 Camaro consoles. Correct black paint. Prepackaged in bag with OER® header card that features the GM Restoration Parts™ logo.

3921803	68-69	Camaro
---------	-------	--------



3929984 3863574 3893872

1965-74 Chevy II/Nova Shifter Slider Seals


OER® reproduction shifter slider seals for 1965-74 Chevy II/Nova models. Choose from 4 speed or automatic transmission versions. Prepackaged in bag with OER® header card that features the GM Restoration Parts™ logo.

3863574	65-67	4 speed
3929984	68-74	4 speed
3893872	68	auto w/console
3893872	70-74	auto w/console

1967-68 Camaro/Firebird Console Shift Plate Slider

GM Restoration Parts

This exact duplicate of the original Camaro console shift plate slider is precision die-cut from black polypropylene. Comes complete with hole for shift lever. Available for 1967 Camaro and Firebird auto trans. and 3 or 4 speed models, as well as 1968 Camaro 4 speed models. Prepackaged in bag with OER® header card that features the GM Restoration Parts™ logo.



3893872 3929984

Camaro

3893871	67	auto trans
3893872	67	3 speed
3893872	67	4 speed
3929984	68	3 speed
3929984	68	4 speed

Firebird

3893871	67	auto trans
3893872	67	4 speed



1967-74 GM Shift Plate Slider Retainers

Reproduction shift plate slider retainers for various GM models with automatic or manual transmissions. This holds the sliders in place on the shift plate.

1967 Camaro/Firebird
1968-74 Chevy II/Nova

K754	67	Camaro/Firebird
K754	68-74	Chevy II/Nova



1964-67 Auto Shifter Slider Seal

OER® reproduction shifter slider seal for 1964-67 Impala models and 1965-67 Chevy II/Nova models with auto transmissions. Prepackaged in bag with OER® header card that features the GM Restoration Parts™ logo.

3878480	64-67
---------	-------



1969-81 GM Console Shift Plate Slider

Reproduction console shift plate slider is precision die-cut from black polypropylene.

1973-81 Camaro 1969 Firebird (2nd Design)
1970-81 Firebird 1973-79 Nova
1973-75 Chevelle 1976-77 El Camino

500838	69-81	GM
--------	-------	----

Chevrolet/Pontiac Console Parts

1967 GM F-Body Console Ash Tray Cover

Reproduction of the original rear console ash tray cover for all 1967 Camaro/Firebird consoles. A die-cast reproduction featuring a pronounced pebble grain finish just like original. Manufactured by OER®.



3898867 67 F-Body black (paint as req'd)

1968-69 Camaro Console Ash Tray Cover

Correct reproduction of the original die-cast ash tray cover featuring the correct grains, can be painted to the desired color by using OER® color matched premium paints. Great fit on reproduction consoles! Prepackaged in bag with OER® header card that features the GM Restoration Parts™ logo.



3929928 68-69 Camaro

1970-81 Camaro/Firebird Rear Console Cover Plate

Reproduction of the original console cover plate designed for 1973-81 Camaro models and 1970-79 Firebird models. Prepackaged in bag with OER® header card featuring GM Restoration Parts™ logo.



478558 73-81 Camaro/Firebird

1982-92 Camaro/Firebird Console Rear Ash Tray

Reproduction console rear ash tray consists of the ash tray receiver and housing for 1982-92 Camaro and Firebird models. Available in black only.



14069107 82-92 Camaro/Firebird

1967 Camaro/Firebird Rear Console Ash Tray Insert

OER® reproduction console ashtray insert for 1967 Camaro and Firebird models. Inserts into the rear portion of the floor console.



3893868 67 Camaro/Firebird

1968-69 Camaro Console Rear Ash Tray Insert

Correct replacement ash tray which inserts in the rear section of the console area. This reproduction is specially designed to fit both reproduction or original GM consoles. Designed for 1968-69 Camaro consoles, prepackaged with OER® header card featuring the GM Restoration Parts™ logo.



3919076 68-69 Camaro

1982-92 Camaro Console Ash Tray New!

This reproduction from OER® is a correct reproduction front console ash tray for 1982-1992 Camaro models. This injection molded ashtray features original. Officially licensed GM Restoration part. Prepackaged in OER® polytube.



10089402 82-92 Camaro

1997-02 F-Body Console Door/Console Ashtray Bumpers New!

This is a correct reproduction console door and console ash tray cover bumper for 1997-02 Camaro and Firebird models. Sold individually, use as required. Prepackaged in OER® polytube.



17997865 97-02 F-Body console door
17997865 97-02 F-Body console ashtray

Chevrolet/Pontiac Console Parts



3842306



3929942

1967-72 GM Console Ash Tray Cover Springs

Reproduction console ash tray lid spring for 1967 Firebird and 1967-72 Camaro is used to securely hold the ash tray lid open or closed. Includes 2 ash tray lid springs.

3842306	67	Camaro/Firebird
3929942	68-72	Camaro

1967-72 GM Console Ash Tray Cover Hinge Pins

OER® reproduction of the original ash tray cover hinge pins to keep the ash tray cover in proper alignment and working order.

3893867 1967 Camaro/Firebird
3919075 1968-72 Camaro

3893867

3919075

3893867	67	GM	hinge pin set
3919075	68-72	GM	hinge pin set

1967 Camaro/Firebird Rear Console Lamp Lens

Exact injection molded translucent polypropylene replacement lens assemblies for 1967 Camaro and Firebird models. Specifically designed for use with the console assembly; this lens is recommended when adding a reproduction assembly to a vehicle. Will fit OER® reproduction consoles. Prepackaged in bag with OER® header card.



3893869	67	Camaro/Firebird
---------	----	-----------------

1968-69 Camaro Console Lamp Reflector

Quality OER® console lamp reflector for 1968-69 Camaro models. This steel reproduction is manufactured as original. Prepackaged with OER® header card.



191991	68-69	Camaro
--------	-------	--------

1968-69 Camaro Rear Console Lamp Lens

Exact injection molded translucent polypropylene replacement lens assemblies for 1968-69 Camaro models. Specifically designed for use with the console assembly; this lens is recommended when adding a reproduction assembly to a vehicle. Will fit on OER® reproduction consoles. Prepackaged in bag with OER® header card that features the GM Restoration Parts® logo.



3919077	68-69	Camaro
---------	-------	--------

1967 Camaro/Firebird Console Seat Belt Clip

Reproduction of the original seat belt clip for 1967 Camaro and Firebird models. Located between the console compartment lid and the shifter area, the clip is used to retain the seat belt buckles when not in use. Can be installed on any GM original or OER® reproduction console. Prepackaged with OER® header card.



3913682	67	Camaro/Firebird
---------	----	-----------------

1968-69 Camaro Console Seat Belt Clip

Reproduction of the original seat belt clip for 1968-69 Camaro models. Located between the console compartment lid and the shifter area, the clip is used to retain the seat belt buckles when not in use. Can be installed on any GM original or OER® reproduction console. Prepackaged with OER® header card. Licensed reproduction.



3919198	68-69	Camaro
---------	-------	--------



1970-72 Firebird Seat Belt Buckle Clips

OER® injection molded reproduction of the RH and LH Firebird/Trans Am seat belt buckle clips. Each clip is designed to house the seat belt buckle and shoulder strap buckle on 1st design seat belt systems. Installs on console for 1970-72 only. Sold in pairs. OER# 9825138 (RH), 9825137 (LH)

Note: Not for use on 2nd design 1972 and later belt systems with only one buckle per seat.

K149	70-72	Firebird
------	-------	----------

GM Console/Shifter Parts

1970-81 F-Body 4-Spd **New!** Shift Hump **OER AUTHORIZED**

Replacement 4-speed shift hump for 1970-81 Camaro and Firebird models. Repair the damage done by a hack-job shifter install without replacing the entire floor pan with this high quality stamped steel 4-speed shift hump, or convert an automatic car to manual transmission with this shift hump.

FL119 70-81 Camaro/Firebird



1967-73 Camaro/ Chevy II/Nova Console Shift Boot

Reproduction rubber shift boot for 1967-69 Camaro and 1968-73 Chevy II/Nova models with a manual transmission. For models originally equipped with a factory center console. Prepackaged in OER[®] polytube.

3974526 67-68 Camaro 3 speed

3974526 69 Camaro 4 speed

3974526 68-73 Chevy II/Nova



GM Restoration Parts

3949539

3973964

1969-72 Camaro Manual Shift Tunnel

Reproduction of the black plastic tunnel located directly below the shift plate extending downward to the rubber shift boot. Manufactured in precision thermal vacuum formed black ABS plastic material. Each part is prepackaged in an OER[®] box featuring the GM Restoration Parts[™] logo.

3949539 69 Camaro 4 speed

3973964 70-72 Camaro 3 & 4 speed

1970-81 GM F-Body Manual Shift Tunnel **GM Restoration Parts**

Reproduction of the shift tunnel installed on 1970-79 Firebird and 1973-81 Camaro models with 3-speed or 4-speed transmissions. Manufactured using ABS materials, each part is prepackaged in an OER[®] box featuring the GM Restoration Parts[™] logo.

478571 70-79 Firebird

478571 73-81 Camaro



1967-69 Camaro MT Shift Boot Without Console

Originally installed on 1967-69 Camaro models with 3-speed manual, and 1967-68 4-speed manual transmissions. This shift boot is designed and manufactured exclusively for models without a center console.

3893853 67-69 Camaro 3 speed w/o console

3893853 67-68 Camaro 4 speed w/o console



1969 Camaro/1968-69 Firebird 4-Speed Hurst Gear Shift Boot **GM Restoration Parts**

OER[®] high quality reproduction gear shift boot for 1969 Camaro models and 1968-69 Firebird models with a 4-speed Hurst shifter. Prepackaged in bag with OER[®] header.

9795407 69 Camaro Hurst 4 speed

9795407 68-69 Firebird Hurst 4 speed



1970-81 Camaro/ Firebird Lower Shift Boot

Reproduction rubber lower shift boot for 1970-81 Camaro and Firebird models with 3 or 4-speed manual transmissions. Prepackaged in OER[®] poly bag.

3990467 70-81 Camaro/Firebird



1970-81 GM F-Body Upper Shift Boot

Reproduction upper shift boot for 1970-81 Camaro/Firebird models with 3-speed and 4-speed manual transmissions. Designed to work with shift boot retainer 3973970. Prepackaged in OER[®] polytube.

3973966 70-81 F-Body



GM Console/Shifter Parts

1968-69 Camaro Auto Trans. Shift Lamp Mounting Plate

Quality OER® reproduction of the stamped steel mounting plate which fits beneath the shift plate and houses the shift light bulb. For 1968-69 Camaro models with automatic transmission and console.



3919162	68-69	Camaro
---------	-------	--------

1967-70 GM Console Seal Cover

Reproduction console seal cover originally installed on 1967-69 Camaro, 1967 Firebird, and 1970 Chevelle models with manual transmissions.



3903522	67	Camaro/Firebird
3903522	68-69	Camaro
3903522	70	Chevelle
K449	68	upper cover

1967-74 GM Manual Transmission Shift Boot Retainer

Reproduction of the shift boot retainer for 1967-74 GM models with console shift boots. Produced in high-grade die-cut steel. All mounting holes are pre-punched in correct diameters and locations.



1967-68 Camaro 3 & 4-speed with console
 1969 Camaro 3-speed with console
 1967 Firebird with console
 1968-74 Chevy II/Nova with console

3893877	67-74	GM
---------	-------	----

1967-69 Camaro Gearshift Boot Retainer Plate

Reproduction of the original type shift boot retainer plate for original or reproduction shift boots on 1967-68 Camaro models with 3 or 4-speed transmissions and without a center console. Available in black only.



3893854	67-68	Camaro	4 speed
3893854	67-69	Camaro	3 speed

1969 Camaro/1968-69 Firebird Hurst 4-Spd Shift Boot Plate

Reproduction shift boot retainer plate for shift boots on 1969 Camaro models and 1968-69 Firebird models with a Hurst shifter. These plates are available in chrome or black for models without console or black for models with consoles.



9780055	68-69	Hurst chrome
9780054	68-69	Hurst black

1973-81 Camaro/Firebird Gearshift Boot Retainer Plate

OER® shift boot retainer plate for all 3-speed or 4-speed transmissions. An exact replacement for virtually all manual transmissions for 1973-81 models.



3973970	73-81	Camaro/Firebird
---------	-------	-----------------

1968 Camaro 3-Speed & 4-Speed Shift Plate Slider Retainer

Reproduction of the shift plate retainer for all 3-speed & 4-speed 1968 Camaro models. Used to mount the shift plate slider to the shift plate. Prepackaged in plastic bag with OER® header card featuring the GM Restoration Parts™ logo.



3919158	68	Camaro
---------	----	--------

1962-67 Chevy II/Nova 4-Speed Shift Boot Plate

A correct reproduction of the 4-speed shift boot plate. This high quality reproduction is produced in steel and will fit all 4-speed Chevy II/Nova models between 1962-67.



3849852	62-67	Chevy II/Nova	chrome
3849851	62-67	Chevy II/Nova	black

Chevrolet Shifter Parts



1968-72 Camaro Horseshoe AT Shifter Assembly

Reproduction automatic shifter assembly for all 1968-69 Camaro models equipped with Turbo-350 or Turbo-400 automatic transmissions. 1970-72 Camaro 3-speed automatic shifter assembly also available. Features chrome plated shifter handle and correct base for an exact replacement. This superb reproduction will replace the shifter assembly exactly for an original appearance.

3920267	68-69	Camaro
3972240	70-72	Camaro

1968-72 Chevrolet Console Horseshoe Shifter Handle

Reproduction shifter handle for various 1968-72 Chevrolet models equipped with a center floor console and a horseshoe shifter. Features a bright chrome finish and correct grain plastic handle with chrome accents. For powerglide or TH350/400 automatic transmissions. Comes prepackaged in an OER® box.



1968-72 Camaro	1968-72 Chevrolet/El Camino
1968-69 Full size	1970-72 Monte Carlo

3922577	68-72	Chevrolet
---------	-------	-----------

1968-72 Camaro Console Horseshoe Shifter Base

Reproduction shifter base for 1968-72 Camaro models equipped with a center floor console and a horseshoe shifter. Included with the base is the pivot pin, bushings, and 3 speed shift detent for TH350/400 automatic transmissions. Prepackaged in OER® box.



3920278	68-69	Camaro
3984550	70-72	Camaro

1968-72 Chevrolet Horseshoe Shifter Installation Set

Reproduction shifter installation hardware set for 1968-72 Chevrolet models equipped with a floor console and horseshoe automatic shifter. Includes correct factory style clips to attach the shift cable to the base and all necessary bolts, screws, and washers to mount the shifter to the floor. Prepackaged in OER® polytube.



1968-72 Camaro	1968-72 Chevrolet/El Camino
1968-69 Chevrolet full size	1970-72 Monte Carlo

K3075	68-72	Chevrolet
-------	-------	-----------

1968-72 Chevrolet Horseshoe Shifter Supplemental Hardware Set

Supplemental shifter hardware set which includes all necessary brackets, bushings, bolts, spacers, washers, and screws to rebuild a horseshoe shifter assembly. For various 1968-72 Chevrolet models equipped with a floor console and horseshoe shifter. Comes prepackaged in OER® polytube.



1968-72 Camaro	1968-72 Chevrolet/El Camino
1968-69 Chevrolet full size	1970-72 Monte Carlo

K3077	68-72	Chevrolet
-------	-------	-----------

1967-68 Camaro Shifter

1968-72 Nova Shifter



The original 4-speed shifter has long since been discontinued, but OER® has the answer!

These quality reproduction shifter assemblies were installed in standard or high performance 1967-68

Camaro 4-speed models and

1968-72 4-speed Nova models. This assembly

will replace worn or

damaged originals.

Licensed by GM


and features the

correct transmission

linkage as shown.

Prepackaged in

OER® box.



3934286

Camaro - Muncie

3934286	67-68	w/Muncie on lever
---------	-------	-------------------

Camaro - Saginaw

3917586	67-68	w/plain lever
---------	-------	---------------

Nova - Saginaw

6264024	68-72	w/o floor console -
---------	-------	---------------------

Chevrolet/Pontiac Shifter Parts

New!



1967-68 Camaro & 1968-72 Chevy II/Nova Shifter Stabilizer Bar OER AUTHORIZED

Reproduction of the shifter stabilizer rod also known as the front strut rod transmission mounting bracket for 1967-68 Camaro and 1968-72 Chevy II/Nova models. This stabilizer rod goes from the shifter assembly to the transmission on 3 and 4-speed manual transmissions. Strut includes mounting bracket and support bushings.

C830	67-68	Camaro
14342	68-72	Chevy II/Nova

1964-72 MT Chrome Shift Knobs

A highly polished, triple chrome plated reproduction of the GM chrome shift knob for 1964-68 models with 5/16" thread shifters or 1969-72 Chevrolet models with 3/8" thread shifters. Use with 3 or 4-speed manual transmissions.

Note: May be installed on aftermarket shifters with the proper thread size.

3922525	64-68	5/16" Muncie
9793565	69-72	3/8" Hurst

1967-69 4 Speed Shift Knobs

Beautiful reproduction of the original style shift knob for various GM models with 4-speed transmissions. The black shift knob consist of the upper shift ball featuring an engraved shift pattern highlighted in white and a lower chrome lock nut. The white shift knob features an engraved shift pattern highlighted in black.

Note: Manufactured for use with original shifters. May be installed on aftermarket shifters which have the correct thread size.

3921147B	67-68	black - 5/16"
3961437A	69	black - 3/8"
3921147W	67-68	white - 5/16"
3961437W	69	white - 3/8"

1955-81 GM Shift Rod Retainer Clip

GM Restoration Parts

Reproduction of the commonly missing spring loaded clip which is necessary to hold the shift rods to the shifter and transmission levers. Prepackaged with OER® header card. Licensed reproduction.

1967-81 Camaro	1962-69 Nova
1967-81 Firebird	1958-72 Impala
1973-81 Corvette	1955-57 Passenger Car

3749084	55-81	GM
---------	-------	----



1968 Firebird Automatic Floor Shift Handle

OER® reproduction shift handle for 1968 Firebird models with an automatic transmission and floor shifter.

9791337	68	Firebird
---------	----	----------

1967-69 Camaro/Firebird Powerglide Upper Kickdown Clip OER AUTHORIZED

Reproduction upper kickdown clip for 1967-69 Camaro/Firebird models with powerglide automatic transmission. Connects the upper passing gear kickdown rod to the bellcrank assembly. Comes prepackaged in OER® polytube.

C133	67-69	Camaro/Firebird
------	-------	-----------------



1967 Camaro/Firebird Powerglide To Turbohydramatic Conversion Rod

OER® manufactured conversion rod set to convert from 1967 Powerglide transmission to a 3-speed Turbohydramatic transmission. Includes rod, lever and swivel. For 1968 Camaro and Firebird models.

K159	67	Camaro/Firebird
------	----	-----------------

New!



1963-72 Transmission Lower Kickdown Rod

OER® reproduction of the lower kickdown rod for various 1963-72 GM models with factory installed V8 engines and a Powerglide transmission. This rod mounts between the transmission case kickdown arm and the bellhousing mounted kickdown actuator arm. Prepackaged in OER® polytube.

Camaro

1967 PG V8 exc. 306
1968-72 PG V8

Chevy II/Nova

1964-67 PG V8 exc. 306
1968-72 PG V8

Full Size Car

1963-67 PG V8 exc. 306, 427
1971-72 PG V8

GM Truck

1965-71 PG V8

Chevelle

1964-67 PG V8 exc. 306
1968-72 PG V8

Corvette

1963-67 PG V8 exc. 306, 427
1971-72 PG V8

3830310	63-72
---------	-------

GM Shifter Parts



332617



14089480

1973-86 Camaro Gearshift Button

Reproduction injection molded gearshift buttons. 332617 is for 1973-81 Camaro and 1975-79 Nova models and features detailed ribbing. 14089480 fits 1984-86 Camaro models with console shift automatic transmissions.

332617	73-81	Camaro
332617	75-79	Nova
14089480	84-86	Camaro



1973-81 GM Auto Gearshift Knob

Correct reproduction automatic gearshift knob for GM models with console shift automatic transmission. This reproduction includes the correct grain. Will fit the reproduction OER® gearshift button #332617.

1973-81	Camaro
1975-79	Nova
1975-79	Apollo
1975-76	Omega

332616	73-81	GM
--------	-------	----



K7802



K7803

1976-81 Firebird Shift Button Emblems

Reproduction shift button emblem for 1976-81 Firebird models. Includes correct red and black bird with adhesive backing as original.

K7802	76-81	Firebird	red
K7803	76-81	Firebird	gold

1969-86 GM Shift Knob Attachment Clip

Reproduction clip for automatic shift levers. Attaches shift knob to lever on the factory GM automatic transmission console shifter.



1973-86	Camaro	1975-79	Nova
1973-77	Chevelle	1969-82	Firebird
1969-79	Ventura	1969-82	Lemans
1969-83	Grand Prix	1973-81	Pontiac full size
1982	Regal	1975-79	Apollo

9797188	69-86	GM
---------	-------	----

1968-77 TH400 Trans Cable Bracket

Reproduction transmission cable bracket for 1968-77 GM car models. Fits 1973-74 Camaro, 1968-74 Pontiac, 1974-75 Chevelle, 1976 Riviera, 1977 Regal, 1968-77 Lemans, 1967-77 Grand Prix, and 1976-77 Cutlass. This bracket mounts the cable end to the transmission pan.



9793193	68-77	TH400
---------	-------	-------

1968-72 GM Automatic Shift Cable

Reproduction of the correct shift cable for 1968-72 Camaro and Chevelle models with automatic transmissions. Manufactured to original specifications including components required to completely replace the original cable.

1968-72	Camaro
1968-72	Chevelle

3956765	68-72	ATshiftcable
---------	-------	--------------



1968-69 Firebird Automatic Shift Cable

Correct shift cable for 1968-69 Firebird models with automatic transmissions. Manufactured to original specifications including components required to completely replace the original cable.

9794252	68-69	Firebird w/AT
---------	-------	---------------



1968-81 GM Automatic Shift Cable

Correct shift cable for 1968-81 models with automatic transmissions. Each cable is manufactured to original specifications to duplicate the original shift cable in every way. This cable fits a variety of GM models. See the listings for proper fit.

1973-81	Camaro	1968-72	Grand Am
1970-81	Firebird	1968-72	Catalina
1968-72	Tempest	1968-72	Bonneville
1968-72	Lemans	1968-72	Grand Prix
1968-72	GTO		

498467	68-81	AT
--------	-------	----



1976-79 GM AT Throttle Valve Cable

Correct throttle valve cable for all 1976-79 GM car models with TH350 automatic transmission. Manufactured to original specifications. This cable fits a variety of GM models.

1976	Camaro V8 350 (M38)
1977	Camaro 305, 350, TH350 (M38)
1978-79	Camaro 305, 350, TH350 (M38)
1976	Nova V8 TH350 (M38)
1977	Nova 305, 350 (M38)
1976-78	Full Size V8, TH350
1978	Firebird 305U, 350U, TH350 (M33-M36)

1262620	76-79	TH350
---------	-------	-------



1968-77 GM AT Throttle Valve Cable

Correct throttle valve cable for all 1968-77 GM car and truck models with TH350 automatic transmissions or 6 cylinder and TH250 transmission. Manufactured to original specifications.

1968-74	Camaro all w/TH350 (M38)
1968-75	Camaro 6 cyl. w/TH250 (M38)
1970-71	Firebird all w/HT350
1972	Firebird w/TH350
1973-75	Firebird 6 cyl. w/HT350
1968-72	Nova TH350 (M38)
1973-76	Nova 6 cyl w/TH250
1968-75	Full Size TH350
1973-77	Chevrolet/GMC Truck 6 cyl. w/TH350

342486	68-77	AT
--------	-------	----


GM Heater Control Assemblies

1967-68 Camaro/Firebird Heater Control Assembly without AC



3925775C

A complete heater control unit pre-assembled and ready to install! Each and every component included in this reproduction has been manufactured to exact specifications to ensure an authentic appearance and functional product. This superb reproduction will replace heater control assemblies for 1967-68 models without air conditioning and will fit and operate exactly as original. Features original style face plate with correct lettering.



3925776C

Comes with Control Cables attached!

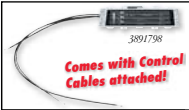
3925775C	67	Camaro/Firebird
3925776C	68	Camaro/Firebird

1967-68 Camaro/Firebird Heater Control Assembly with AC



3919582

A complete heater/air conditioning control unit pre-assembled and ready to install! Each and every component included in this reproduction has been manufactured to exact specifications to ensure an authentic appearance and functional product. This superb reproduction will replace heater and air conditioning control assemblies for 1967-68 models with air conditioning and will fit and operate exactly as original. Features original style face plate with correct lettering.



3891798

Comes with Control Cables attached!

3891798	67	Camaro/Firebird
3919582	68	Camaro/Firebird

Comes with Control Cables attached!



356199C



6273372C

1969 Camaro/69-76 Nova Heater Control Assembly

A complete pre-assembled heater/air conditioning control unit ready to install! These superb reproductions will replace heater/air conditioning control assemblies for 1969 Camaro and 1969-76 Nova models with or without air conditioning. Features original style face plate with correct lettering. Each heater control assembly is designed to replace the original exactly. Includes correctly assembled bracketry, switches, face plate, cables, and components found on the original assembly. See the information below for applicable part numbers.

356199C	69	Camaro w/o AC
356199C	69-76	Nova w/o AC
6273372C	69	Camaro with AC
6273372C	69-76	Nova with AC

New!



A9600134

A9600135

QER AUTHORIZED

1967-68 Heater Control Mounting Hardware

Reproduction heater control mounting set for Camaro and Firebird models. Each set has all the fasteners required to install the heater control assembly and heater control cables.

A9600134	67-68	15 - piece
A9600135	69	19 - piece

GM Heater Control Parts



1967-68 GM F-Body Heater and AC Control Lenses

OER® reproduction heater control lenses are manufactured using injection molded acrylic with precision screened lettering for correct appearance. Available for 1967-68 Camaro and Firebird models with or without air conditioning.

K593	67	without AC
K594	67	with AC (aquez lettering)
K595	68	without AC
K596	68	with AC (white lettering)



1969-74 GM Heater & AC Control Lenses

OER® reproduction heater control lenses are manufactured using injection molded acrylic with precision screened green lettering for correct appearance. Available for 1969 Camaro and 1969-74 Nova models with or without air conditioning.

K597	69-74	without AC
K598	69-74	with AC

1967-68 GM F-Body Heater Control Cable Set

OER® reproduction heater control cable sets include defroster and temperature control cables for 1967-68 Camaro and Firebird models without air conditioning.



K571	67-68	F-Body	without AC
------	-------	--------	------------

1969-74 GM Heater Control Cable Set

OER® reproduction heater control cable sets include cables for control panel operation on 1969 Camaro and 1969-74 Nova models, with, or without air conditioning.



K572	69-74	GM	without AC
K573	69-74	GM	with AC



1965-81 GM Heater Control Knobs

OER® reproduction heater control knobs for various GM models from 1965 through 1981. Knobs are available in black or chrome. Set of 4. Prepackaged with OER® header card.

1969-81 Camaro
1969-81 Firebird
1965-81 Full Size Chevrolet models
1969-79 Nova
1967-81 Chevrolet and GMC Trucks
1967-69 Chevelle

K408	65-81	chrome	4 piece set
K409	65-81	black	4 piece set



1967-68 F-Body Dash

Heater Lever

OER® manufactured, quality reinforced reproduction of the commonly broken defroster and de-ice lever for 1967-68 F-Body models. Includes mounting screws and detailed instructions. Not for use on upper lever. For non-AC models.

K896	67-68	Camaro/Firebird
------	-------	-----------------

New!



1969-76 Heater Lever Set

OER® reproduction set of heater levers for 1969 Camaro and 1970-76 Nova models. This set of 3 levers includes the chrome knobs and mounting hardware. Prepackaged in OER® polytube.

L3954	69	Camaro
L3954	70-76	Nova



1967-69 Heater Fan Switch

This quality OER® reproduction switch fits all 1967-68 Camaro and Firebird models without AC, 1967-68 full size Chevrolet without AC, and 1968-69 Chevelle models without AC. Replaces original switch exactly.

3885148	67-69
---------	-------

GM Heater Control Parts



1969-79 Chevrolet Heater Fan Switch



This quality OER® reproduction switch fits all 1969 Camaro models without AC and 1969-79 Nova models without AC. Replaces original switch exactly.

3967939 69-79



1969-74 Chevrolet Heater and AC Fan Switch



This quality OER® reproduction switch fits all 1969 Camaro models with AC and 1970-74 Nova models with AC. Replaces original switch exactly.

3929094 69-74



1969-74 Chevrolet Heater and AC Blower Switch



This quality OER® reproduction switch fits all 1969 Camaro models with AC and 1970-74 Nova models with AC. Replaces original switch exactly.

3929093 69-74



R566

1967-68 Camaro/Firebird Astro Ventilation Kit

OER® quality reproduction of the Astro Ventilation parts. Including RH and LH chrome vent bezels, two chrome vent balls, two dash bezel vent retainers, and one fresh-air duct seal kit. Fits 1967 Camaro models with AC and all 1968 Camaro models. Also fits 1967-68 Firebird models (uses black bezels).

R566	67-68	Camaro/Firebird	w/chrome bezels
R566A	67-68	Camaro/Firebird	w/black bezels

1965-77 GM Chrome Side Air Vent Ball



Guaranteed to be the finest reproduction chrome vent balls on the market! Compare these reproductions to the originals and you'll find the quality meets or exceeds it! Even the chrome is finely detailed and that's what your customers want. Highest quality reproduction. Guaranteed! Fits 1965-68 GM Passenger car, 1966-69 Chevelle, 1968-77 Corvette and 1967-68 Camaro models with AC. 2 required.



3856472 65-77

1969-77 Blower Motor Relay

New!

OER AUTHORIZED

OER® Authorized relay is for the blower motor circuit of various GM models. Defective relays should be replaced to maintain proper operation of heating, ventilation, and air conditioning systems.

Note: A.T.C. - Automatic Temperature Control.



1961-81 Blower Motor Relay

New!

OER AUTHORIZED

OER® Authorized relay is for the blower motor circuit of various GM models. Defective relays should be replaced to maintain proper operation of heating, ventilation, and air conditioning systems.

Note: A.T.C. - Automatic Temperature Control.



Camaro

1969 w/o A.T.C.
1970-74 w/A.T.C.
1975 w/A.T.C.
Chevy II/Nova
1969 w/o A.T.C.
1970-74 w/A.T.C.
1973-75 w/o A.T.C.
1975 w/A.T.C.

Impala/Bel Air/Biscayne

1969 w/o A.T.C.
1970-75 w/A.T.C.

Chevelle/Malibu

1969 w/o A.T.C.
1970-75 w/A.T.C.
Monte Carlo
1970-75 w/A.T.C.
Corvette
1969 w/o A.T.C.
1970-76 w/A.T.C.
1973-75 w/o A.T.C.
1977 all
Corvair
1969 w/o A.T.C.

1981 69-77

Camaro

1967-68 all
1969 w/A.T.C.
1980-81 57 L 350-N Diesel
Chevy II/Nova
1962-68 all
1969 w/A.T.C.
Impala
1961-68 all
1969 w/A.T.C.
1980-81 57 L 350-N Diesel

Bel Air

1961-68 all
1969 w/A.T.C.

19808 61-81

Caprice

1966-68 all
1969 w/A.T.C.
1980-81 57 L 350-N Diesel
Chevelle/Malibu
1964-68 all
1969 w/A.T.C.
Corvette
1961-68 all
1969 w/A.T.C.
Corvair
1961-68 all
1969 w/A.T.C.

GM Heater/AC

1967-69 Camaro/Firebird Dash Vent Bezel

Unique bezels for RH and LH applications, differ from earlier versions designed to fit both RH and LH sides, but were designed for the RH only. OER® changes that by offering the correct RH and LH versions. Available in chrome or black (paint as required). Fits 1967 Camaro (with AC), 1968 Camaro (all) and 1967-69 Firebird. 2 required.



K851	67-69	Camaro/Firebird	chrome	LH/RH	univ style
3925741	67-69	Camaro/Firebird	chrome	LH	OE style
3925742	67-69	Camaro/Firebird	chrome	RH	OE style
3925743	67-69	Camaro/Firebird	black	LH	OE style
3925744	67-69	Camaro/Firebird	black	RH	OE style

1968 Camaro/Firebird Side Air Vent Shut-Off Elbow Assembly



Reproduction of the original elbow style shut-off assembly. Installs directly behind the dash air vent bezel on F-body models. 1968 Camaro w/o AC and 1968 Firebird w/o AC.



K290	68	Camaro/Firebird	LH	w/o AC
K289	68	Camaro/Firebird	RH	w/o AC

1969 Pontiac Firebird Dash Vent Ball

Originally installed on all 1969 Firebird models. This quality reproduction is available in chrome (paint as required). 2 required.



9798556	69	Pontiac Firebird	chrome
---------	----	------------------	--------

1966-69 GM Dash Vent Bezel Retainer

This much needed part is used to retain the dash vent ball bezel to the dash assembly. Required for both RH and LH vent bezels on the applications listed below. 2 required per vehicle. 1966-67 Chevelle w/AC, 1969 Chevelle (all), 1967 Camaro w/AC, 1968 Camaro (all), 1967-69 Firebird.



3906099	66-69	GM
---------	-------	----

1965-69 GM Dash Vent Ball Retainer

The vent ball retainer is a necessary part designed to attach the vent duct to the vent bezel assembly. Installs behind the dash air vent bezel. For use on the following GM vehicles: 1965-68 Impala and Caprice, 1966-67 Chevelle w/AC, 1969 Chevelle (all), 1967 Camaro w/AC, 1968 Camaro (all), 1967-69 Firebird.



3937189	65-69	GM
---------	-------	----



1967-68 Camaro/Firebird Chrome Center Dash Air Vent Outlet

Reproduction of the 1967-68 center dash air vent assembly for all air conditioned models. Complete two piece unit which replaces the original air vent, or can be installed on vehicles not originally equipped with factory air conditioning if your customer is adding air.

3891761	67-68	Camaro/Firebird
---------	-------	-----------------



1963-81 Pontiac Lower Air Duct Deflector

OER® reproduction chrome lower dash air deflector assembly for 1963-81 Pontiac models with air conditioning. Located below glove box and steering column.

Pontiac

1963	All w/Factory AC	1971-79	Grand Prix w/AC
1964-75	Tempest w/AC	1974-81	Catalina w/AC
1970-81	Firebird w/AC	1977-79	LeMans w/AC
1971-75	GTO w/AC	1977-79	Safari w/AC
1971-79	LeMans w/AC	1977-81	Bonneville w/AC
1971-79	Grand Am w/AC		

9790400	63-81	Pontiac	2 required
---------	-------	---------	------------

1970-81 Firebird Dash Air Deflector Retaining Clips-w/AC

Reproduction of the retaining clips used to attach the air deflector vent to the steering column on the driver side and below the glove box on the passenger side for 1970-81 Firebird models with air conditioning. Sold in a pair. Prepackaged in OER® polytube.



480039	70-81	Firebird	driver side
480040	70-81	Firebird	passenger side

1977-90 GM Center Air Outlet Deflector

Reproduction center air outlet deflector for 1977-90 Chevrolet and Pontiac models listed. These vents are for models originally equipped with factory air conditioning.

1977-90	Impala/Full size Chevrolet
1979-81	Camaro
1979-81	Malibu, Monte Carlo
1979-81	El Camino
1982-89	Full Size Pontiac



377543	77-90	GM
--------	-------	----



GM Restoration Parts

1969-72 GM Center AC Vent

Reproduction of the vent assembly manufactured using original materials with the proper grain on the face of the housing, designed to match your original exactly! Unlike the recently discontinued GM replacement part, this new reproduction includes the ventilation duct open and shut lever which was installed originally on all 1969 Camaro models and 1970-72 Nova models with factory air.

3937166	69	Camaro
3937166	70-72	Nova

1970-78 Camaro Center Dash Air Conditioning Vent Assembly

Reproduction of the original, manufactured in correct ABS material with proper graining on the face of the housing. Unlike the recently discontinued GM replacement part, this new reproduction includes the ventilation duct open and shut lever which was originally installed on all 1970-78 Camaro models with factory air.

GM Restoration Parts

3963781	70-78	Camaro
---------	-------	--------



3925711

1967-79 Camaro/Firebird/Chevy II/Nova Defroster Vent Assembly

GM Restoration Parts

Reproduction of the under dash vent assembly designed for 1967-69 Camaro, Firebird models, and 1968-79 Chevy II/Nova models. Fits all models from 6 cyl to big block, with or without AC. Prepackaged in OER® corrugated box for added protection.

3925711	67-68	Camaro
3973729	69	Camaro
3925711	67-69	Firebird
3925711	68	Chevy II/Nova
3973729	69-79	Nova



K226

1965-69 GM Air Duct Seal Set

Contains all die-cut solid and sponge rubber for resealing leaky Astro Ventilation systems found on all models without door vent windows. Contains cowl to duct seals and accordion duct sponge seals for RH and LH side vents.

K226	68	Camaro/Firebird
K227	69	Camaro/Firebird
K226	65-68	full size
K227	65-68	full size



3939631

3939632

1969 Camaro Dash Vent Outlet

Injection molded OER® reproduction dash vent assembly for 1969 Camaro models is correct in every detail. It mounts in the right side or left side of the dash and is assembled with the vent bezel and vent deflector for easy installation. Fits all 1969 Camaro models without A/C. Prepackaged in OER® box.

3939631	69	LH w/o AC
3939632	69	RH w/o AC



1969-72 Camaro/Nova/Impala Dash Vent Deflector

Exact reproduction of the dash vent deflector for 1969 Camaro models, Impala models (all full size Chevrolet models), and 1969-72 Nova models. Prepackaged in OER® box for added protection. 2 required per vehicle. Fits LH or RH

3963790	69	Camaro
3963790	69	Impala/Full Size
3963790	69-72	Nova

1969-72 Camaro/Nova Dash AC Vent Bezel-RH

Reproduction of the passenger side dash AC vent bezel for 1969 Camaro and 1969-72 Nova models with air conditioning. This holds the air outlet vent assembly in the passenger side of the dash.



14942	69	Camaro
14942	69-72	Nova



6262667

6262668

1970-81 Camaro Dash Vent w/o Air Conditioning

Injection molded OER® reproduction dash vent assembly for 1970-81 Camaro models is correct in every detail. Prepackaged in OER® box.

6262667	70-81	Camaro	LH
6262668	70-81	Camaro	RH



3998407

3998408

1970-81 Camaro Dash Vent with Air Conditioning

Injection molded OER® reproduction dash vent assembly for 1970-81 Camaro models with AC is correct in every detail. Prepackaged in OER® box.

3998407	70-81	Camaro	LH
3998408	70-81	Camaro	RH

1970-78 Camaro Dash Vent Bezel

This injection molded OER® reproduction dash vent bezel is correct in every detail. It mounts to the dash between the inner air duct and the outlet air deflector. Fits all 1970-78 Camaro models. Prepackaged in OER® box.



3967927	70-78	Camaro	LH
---------	-------	--------	----

GM Heater/AC



K329



K330

1967-69 Camaro Evaporator Core Outlet Case



This is a fiberglass reproduction of the inner portion of the air conditioning evaporator cover located on the outer firewall. This item is usually found broken or cracked due to the replacement of an engine or the addition of headers. Commonly known as the "air conditioning suitcase" assembly. For use with big block or small block engines originally equipped with air conditioning.

Note: Not for use on vehicles without air conditioning.

K329 67-69 big block with AC
K330 67-69 small block with AC



1967-69 Camaro Heater Box Seal Set



High quality reproduction of the heater box seal kit for small and big block applications. Each kit comes prepackaged in an OER® bag with header card and features the GM Restoration Parts™ logo.

K932 67-69 small block
K933 67-69 big block

1967-68 Camaro AC Hose Grommet

OER® reproduction of the AC hose grommet for 1967-68 Camaro models equipped with factory air conditioning. Manufactured exactly as original with hard rubber and includes a steel insert for a superior fit.



3899737 67-68 w/o tape player



3885184



3963723

1967-81 Camaro/Firebird Heater Core Pipe Grommet

OER® reproduction of the rubber grommet for air conditioned vehicles to seal and support the heater core outlet tube to the evaporator core case. Fits all 1967-81 Camaro and Firebird models. Superb reproduction of the original including steel insert for perfect fit. Prepackaged in bag with OER® header card.

3885184 67-69 all with AC
3963723 70-81 all with AC



1966-70 GM Evaporator Case Drain Hose



Unique OER® reproduction of the evaporator case drain hose that attaches to the bottom portion of the evaporator core outlet case. For 1966-69 GM passenger car models including Impala, Biscayne, Bel Air, Caprice, passenger station wagons, and 1967-70 Camaro and Firebird models originally equipped with air conditioning. Original drain hoses are commonly damaged or missing. Prepackaged in OER® chipboard box.

3148473 66-70 GM

New!



OER AUTHORIZED

1963-64 Impala/Full Size Heater Box

Reproduction heater box for all 1963-64 Chevrolet passenger car models without Air conditioning. EDP coated for rust prevention.

817091 63-64 w/o AC

New!



OER AUTHORIZED

1968-72 Heater Box - Big Block

Reproduction heater box assembly for big block models without air conditioning. The big block heater box assembly includes the bracketed area where the heater hoses pass through the firewall. This steel reproduction is very detailed and manufactured to exact factory dimensions. Heater tube retainer plate is included. EDP coated for rust prevention.

1967-69 Camaro
1968-72 Nova

AL303 68-72 w/o AC

New!



OER AUTHORIZED

1965-81 Heater Box - Small Block

Reproduction heater box for the various GM passenger car models listed. Applications listed are for small block models without air conditioning. This steel reproduction is EDP coated for rust prevention.

1967-81 Camaro 1965-68 Impala/full size
1967-81 Firebird 1968-72 Chevelle
1968-79 Nova

AL304 65-81 w/o AC

New!



OER AUTHORIZED

1967-72 Heater Box Resistor Screws

Reproduction heater box resistor screws for 1967-69 Camaro/Firebird and 1968-72 Nova models. Sold as a pair. 1 pair required. Prepackaged in OER® polytube.

1967-69 Camaro
1967-69 Firebird
1968-72 Nova

A9600138 67-72

New!



1967-72 F-Body Heater Delete Plate Hardware

Reproduction heater delete plate mounting hardware set for 1967-72 Camaro and Firebird models. Each 9 piece screw set features correctly plated black oxide screws. Prepackaged in OER® polytube.

A9600140 67-72 F-Body

New!



1967-68 F-Body Heater Duct Mounting Hardware

Reproduction heater duct mounting hardware set for 1967-68 Camaro and Firebird models. Features all correct markings as original. Prepackaged in OER® polytube.

A9600139 67-68 F-Body

New!



1967-68 F-Body AC Duct Mounting Hardware

Reproduction AC duct installation hardware set for 1967-68 Camaro and Firebird models with air conditioning. Includes all fasteners required to install the AC under dash ducts. Features the correct markings as original. Prepackaged in OER® polytube.

A9600149 67-68 F-Body

New!



1967-68 F-Body AC Condenser Mounting Hardware

Reproduction AC condenser mounting hardware set for 1967-68 Camaro and Firebird models with air conditioning. This 14 piece set consist of the correct screws and clips to mount the AC condenser to the radiator core support. Prepackaged in OER® polytube.

A9600159 67-68 F-Body

New!



A9600180

1967-68 F-Body AC Receiver/Drier Mounting Hardware

Reproduction AC condenser mounting hardware set for 1967-68 Camaro and Firebird models with air conditioning. These are the correct screws to mount the AC receiver/drier to the inner fender well. Prepackaged in OER® polytube.

A9600180 67 F-Body

A9600181 68-69 F-Body

New!



1962-79 Blower Motor Mounting Hardware

Reproduction of the screws needed to mount the blower motor to the firewall on various GM car models without air conditioning. Prepackaged in OER® polytube.

1967-72 Camaro w/o AC
1967-77 Firebird w/o AC
1962-79 Chevy II/Nova w/o AC
1964-72 full size Chevrolet w/o AC

1253551 62-79 w/o AC

New!



1982-92 F-Body Heater Core Mounting Strap

Reproduction heater core mounting strap for 1982-92 Camaro and Firebird models. Prepackaged in OER® polytube.

748577 82-92 F-Body

1977-92 Heater Core Mounting Clamp

Reproduction heater core mounting clamp for the 1977-92 GM models listed. Prepackaged in OER® polytube.



Buick

1977-85 Le Sabre
1977-90 Estate Wagon
1977-84 Electra
1977-78 Riviera

Oldsmobile

1982-86 Custom Cruiser
1977-84 Ninety Eight
1977-85 Delta 88

Cadillac

1987-92 Bravada
1977-85 Deville
1977-86 Fleetwood

748576 77-92

1963-81 GM Heater Core Mounting Set

Reproduction of the steel mounting straps designed to mount the heater core. Prepackaged in OER® polytube.



Chevrolet

1970-81 Camaro, w/o AC
1967-81 Firebird, w/o AC w/2" heater core
1970-79 Nova, w/o AC
1967-72 Chevelle

Buick

1976-79 Skylark, w/o AC

Oldsmobile

1968-72 Cutlass, w/o AC
1969-70 Vista Cruiser, w/o AC w/2" heater core
1969-70 Delta 88, w/o AC w/2" heater core

Pontiac

1963-72 Tempest, w/o AC
1963-72 Le Mans, w/o AC
1963-72 Catalina, w/o AC
1963-72 Star Chief, w/o AC

1963-72 Bonneville, w/o AC

1963-72 Grand Prix, w/o AC

1967-72 GTO, w/o AC

1973-79 Ventura, w/o AC

1963-75 Pontiac, all w/o AC

748575 63-81 GM

OER® Authorized Copper /Brass Heater Cores

New! 1967-81 Chevrolet Camaro

Reproduction heater cores for 1967-81 Chevrolet Camaro. Each heater core is manufactured from copper brass construction for an original function and appearance.

OER AUTHORIZED



6 Cylinder/Small Block

With AC

3009917	67-68	9-1/2" x 6-3/8" x 2-1/2"
3018489	69	9-1/2" x 6" x 2"
3020374	70-81	8-1/4" x 6" x 2"

Without AC

3011154	67	9-1/2" x 6-3/8" x 2"
3013319	68	9-1/2" x 6-1/2" x 2-1/2"
3011432	69-81	9-1/2" x 6-3/8" x 2"

Big Block

Without AC

3011477	67-68	9-1/2" x 6-3/8" x 2-1/2"
3018864	69	9-1/2" x 6-3/8" x 2"

New! 1967-81 Pontiac Firebird

Reproduction heater cores for 1967-81 Pontiac Firebird. Each heater core is manufactured from copper brass construction for an original function and appearance.

OER AUTHORIZED



6 Cylinder/Small Block

With Air Conditioning

3009917	67-68	9-1/2" x 6-3/8" x 2-1/2"
3018489	69	9-1/2" x 6" x 2"
3020374	70-81	8-1/4" x 6" x 2"

Without Air Conditioning

3013319	67-68	9-1/2" x 6-1/2" x 2-1/2"
3011432	69-81	9-1/2" x 6-3/8" x 2"

New!

1962-79 GM X-Body Cars **OER AUTHORIZED**

Reproduction heater cores for 1962-79 GM B-Body cars. Each heater core is manufactured from copper brass construction for an original function and appearance.

3153164

1962-67 Chevrolet Chevy II with G w/o AC

3009917

1968 Chevrolet Nova/Chevy II with AC

1969 Chevrolet Nova w/dealer installed AC

3018489

1969-74 Chevrolet Nova with factory AC

1971-73 Pontiac Ventura w/ AC

1973-74 Buick Apollo w/ AC

1973-74 Oldsmobile Omega w/ AC

3013319

1968 Chevrolet Chevy II/Nova w/o AC

3011432

1968 Chevrolet Chevy II/Nova w/o AC

1969-79 Chevrolet Nova w/o AC

1973-75 Buick Apollo w/o AC

1975-79 Buick Skylark w/o AC

1973-79 Oldsmobile Omega w/ AC

3018864

1968-70 Chevrolet Chevy II/Nova, BB, w/o AC

6 Cylinder/Small Block

With AC

3153164	62-67	7-3/4" x 6-3/8" x 2-1/2"
3009917	68-69	9-1/2" x 6-3/8" x 2-1/2"
3018489	69-74	9-1/2" x 6" x 2"

Without AC

3153164	62-67	7-3/4" x 6-3/8" x 2-1/2"
3013319	68	9-1/2" x 6-1/2" x 2-1/2"
3011432	68-79	9-1/2" x 6-3/8" x 2"

Big Block

Without AC

3018864	68-70	9-1/2" x 6-3/8" x 2"
---------	-------	----------------------

OER® Authorized Copper /Brass Heater Cores



New!

1960-87 Chevrolet & GMC Trucks

Reproduction heater cores for 1960-87 Chevrolet and GMC truck, Blazer, Jimmy, and Suburban models. Each heater core is manufactured from copper brass construction for an original function and appearance.



New!

1962-92 GM Passenger Cars

Reproduction heater cores for 1962-92 GM full size B-Body, C-Body, E-Body and H-Body cars. Each heater core is manufactured from copper brass construction for an original function and appearance.

3157459
1963-64 Chevrolet Bel Air, w/AC
1963-64 Chevrolet Biscayne, w/AC
1964 Chevrolet Impala, w/AC

3004822
1965-68 Chevrolet Impala, w/AC
1965-68 Chevrolet Bel Air, w/AC
1966-68 Chevrolet Biscayne, w/AC
1966-68 Chevrolet Caprice, w/AC
1964-68 Pontiac Grand Prix, w/AC
1965 Pontiac Safari, w/AC
1965-69 Pontiac Bonneville, w/AC
1965-69 Pontiac Catalina, w/AC
1968 Pontiac Safari, w/AC

3014782
1969-70 Chevrolet Bel Air, w/AC
1969-70 Chevrolet Biscayne, w/AC
1969-70 Chevrolet Caprice, w/AC
1969-70 Chevrolet Impala, w/AC
1969-70 Chevrolet Brookwood, w/AC
1969-70 Chevrolet Kingswood, w/AC
1969-70 Chevrolet Townsman, w/AC
1972 Oldsmobile Custom Cruiser, w/AC
1969-70 Pontiac Bonneville, w/AC
1969-70 Pontiac Catalina, w/AC
1969-72 Pontiac Grand Prix, w/AC
1969-72 Pontiac Safari, w/AC

52453645
1991-92 Chevrolet full size, w/AC
1991 Buick Commercial Chassis, w/AC
1991-92 Buick Roadmaster, w/AC
1991-92 Oldsmobile Custom Cruiser, w/AC

3153941
1962 Chevrolet Impala, w/o AC
1962 Chevrolet Bel Air, w/o AC
1962 Chevrolet Biscayne, w/o AC
3004814
1963-68 Chevrolet Bel Air, w/o AC
1963-68 Chevrolet Biscayne, w/o AC
1964-68 Chevrolet Impala, w/o AC
1966-68 Chevrolet Caprice, w/o AC

3011414
1969-70 Chevrolet Impala, w/o AC
1975-76 Cadillac Fleetwood, w/o AC
3022696
1971-72 Chevrolet Biscayne, all
1971-72 Chevrolet Brookwood, all
1971-72 Chevrolet Kingswood, all
1971-72 Chevrolet Townsman all
1971-75, 1981 Chevrolet Bel Air, all
1971-90 Chevrolet Caprice, all
1974-75 Chevrolet Impala, all
1971-78 Buick Riviera, all

3022696 - Continued
1971-83 Buick Estate wagon, all
1971-82 Buick Electra , all
1971-85 Buick LeSabre, all
1985-89 Buick Electra, V8
1986 Buick LeSabre, V8 5.0
1971 Oldsmobile Custom Cruiser, all
1971-75 Oldsmobile Vista Cruiser, all
1971-78 Oldsmobile Toronado, all
1971-84 Oldsmobile 98, all
1971-85 Oldsmobile Delta 88, all
1980-86 Oldsmobile Custom Cruiser, all
1971-75 Pontiac Grandville, all
1971-78 Pontiac Grand Safari, all
1971-81 Pontiac Bonneville, all
1971-81 Pontiac Catalina, all
1976 Pontiac Safari, all
1976-86 Pontiac Parisienne, all
1987 Pontiac Safari, all
1971-76 Cadillac Calais, all
1971-76 Cadillac DeVille, all
1971-76 Cadillac Fleetwood, all
1971-78 Cadillac Eldorado, all



1960-63 w/Recirculating Heater

3145850 7-1/8" x 6-1/8" x 2-1/2"

1964-66 w/Thrift or Economy Heater

3005395 7-1/4" x 6-3/8" x 2-1/2"

1960-66 w/Deluxe Heater

3005388 9-1/2" x 6-3/8" x 2-1/2"

1967-72 w AC

3025322 9-1/4" x 6-3/8" x 2"

1973-87 w AC

3027265 7-1/8" x 7-1/2" x 2"

1967-75 w/o AC

3015169 9-1/2" x 6-3/8" x 2"

With Air Conditioning

3157459	63-64	9-1/2" x 6-3/8" x 2-1/2"
3004822	65-69	9-1/2" x 6-3/8" x 2-1/2"
3014782	69-72	9-1/2" x 6-3/8" x 2"
3022696	71-90	9-1/2" x 6-3/8" x 2"
52453645	91-92	8" x 6" x 2"

Without Air Conditioning

3153941	62	9-1/2" x 6-3/8" x 2-1/2"
3004814	63-68	9-1/2" x 6-3/8" x 2"
3011414	69-76	9-1/2" x 6-3/8" x 2"
3022696	71-90	9-1/2" x 6-3/8" x 2"

Copper / Brass / Aluminum Heater Cores



DER AUTHORIZED

1964-72 GM A-Body Cars **New!**

Reproduction heater cores for 1964-72 GM A-Body cars. Manufactured from copper brass construction for an original function & appearance.

3157459

- 1964-67 Chevrolet Chevelle, w/AC
- 1964-67 Chevrolet El Camino, w/AC
- 1965-67 Chevrolet Malibu, w/AC
- 1964-67 Buick Skylark, w/AC
- 1964-67 Buick Special, w/AC
- 1964-67 Oldsmobile Cutlass, w/AC
- 1964-67 Oldsmobile F85, w/AC
- 1964-67 Pontiac GT0, w/AC
- 1964-67 Pontiac Tempest, w/AC
- 1965-67 Pontiac LeMans, w/AC

3004822

- 1968 Chevrolet Chevelle, w/AC
- 1968 Chevrolet El Camino, w/AC
- 1968 Pontiac LeMans, w/AC
- 1968 Pontiac Tempest, w/AC

3014782

- 1969-72 Chevrolet Chevelle, w/AC
- 1969-72 Chevrolet El Camino, w/AC
- 1970-72 Chevrolet Monte Carlo, w/AC
- 1971-72 GMC Sprint, w/AC
- 1968-69 Buick Special, w/AC
- 1968-72 Buick Skylark, w/AC
- 1968-72 Oldsmobile Cutlass, w/AC
- 1968-72 Oldsmobile F85, w/AC
- 1971-72 Oldsmobile Cutlass Supreme, w/AC
- 1969-70 Pontiac Tempest, w/AC
- 1969-72 Pontiac LeMans, w/AC

3004814

- 1964-67 Chevrolet Chevelle, w/o AC
- 1964-67 Chevrolet El Camino, w/o AC
- 1965-67 Chevrolet Malibu, w/o AC
- 1964-67 Buick Skylark, w/o AC
- 1964-67 Buick Special, w/o AC
- 1964-67 Oldsmobile Cutlass, w/o AC
- 1964-67 Pontiac GT0, w/o AC
- 1964-67 Pontiac Tempest, w/o AC
- 1965-67 Pontiac LeMans, w/o AC

With Air Conditioning

1964-67	
3157459	9-1/2" x 6-3/8" x 2-1/2"
1968	
3004822	9-1/2" x 6-3/8" x 2-1/2"
1968-72	
3014782	9-1/2" x 6-3/8" x 2"

Without Air Conditioning

1964-67	
3004814	9-1/2" x 6-3/8" x 2"



New!

1969-02 Camaro/Firebird **DER AUTHORIZED**

Reproduction heater cores for 1969-02 Camaro and Firebird. Each heater core is manufactured from all aluminum construction.

6 Cylinder/Small Block

With AC

H2299	69	9-1/2" x 6-3/8" x 2"
H2248	70-81	8-1/4" x 6" x 2"
3048945	82-92	7-1/8" x 6" x 2"
52458963	93-02	6-1/2" x 7-1/2" x 5/8"

Without AC

H2247	69-81	9-1/2" x 6-3/8" x 2"
-------	-------	----------------------



New!

1962-79 GM X-Body Cars **DER AUTHORIZED**

Reproduction heater cores for 1962-79 GM X-Body cars. Each heater core is manufactured from all aluminum construction.

H7020

1962-67 Chevrolet Chevy II w/ AC

H2299

- 1969-75 Chevrolet Nova with factory AC
- 1971-73 Pontiac Ventura w/ AC
- 1973-74 Buick Apollo w/ AC
- 1973-74 Oldsmobile Omega w/ AC

H2247

- 1968 Chevrolet Chevy II/Nova w/o AC
- 1969-79 Chevrolet Nova w/o AC
- 1973-75 Buick Apollo w/o AC
- 1975-79 Buick Skylark w/o AC
- 1973-79 Oldsmobile Omega w/ AC

6 Cylinder /Small Block

With AC

H7020	62-67	7-3/4" x 6-3/8" x 2"
H2299	69-75	9-1/2" x 6-3/8" x 2"

Without AC

H2247	68-79	9-1/2" x 6-3/8" x 2"
-------	-------	----------------------

OER® Authorized Aluminum Heater Cores



New!

1983-96 GM B-Body **OER** AUTHORIZED

Replacement heater cores for 1963-96 GM B-Body and full size models. Each heater core is manufactured from all aluminum construction.

B2240

- 1969-70 Chevrolet Bel Air, w/ AC
- 1969-70 Chevrolet Blazepine, w/ AC
- 1969-70 Chevrolet Brookwood, w/ AC
- 1969-70 Chevrolet Caprice, w/ AC
- 1969-72 Chevrolet Chevelle, w/ AC
- 1969-72 Chevrolet El Camino, w/ AC
- 1969-70 Chevrolet Kingswood, w/ AC
- 1969-70 Chevrolet Townsman, w/ AC
- 1970-72 Chevrolet Monte Carlo, w/ AC
- 1971-72 GMC Sprint, w/ AC
- 1968-69 Buick Special, w/ AC
- 1968-72 Buick Skylark, w/ AC
- 1968-72 Oldsmobile Cutlass, w/ AC
- 1968-72 Oldsmobile F85, w/ AC
- 1971-72 Oldsmobile Cutlass Supreme, w/ AC
- 1972 Oldsmobile Custom Cruiser, w/ AC
- 1969-70 Pontiac Bonneville, w/ AC
- 1969-70 Pontiac Catalina, w/ AC
- 1969-70 Pontiac Tempest, w/ AC
- 1969-72 Pontiac Grand Prix, w/ AC
- 1969-72 Pontiac LeMans, w/ AC
- 1970 Pontiac Safari, w/ AC

3035420

- 1977-90 Chevrolet Caprice, w/ AC
- 1977-90 Chevrolet Impala, w/ AC
- 1977-90 Buick Lesabre, w/ AC
- 1977-87 Buick Electra, w/ AC
- 1977-83 Buick Estate Wagon, w/ AC
- 1988-89 Buick Estate Wagon, w/ AC
- 1977-90 Oldsmobile 98, w/ AC
- 1977-90 Oldsmobile Custom Cruiser, w/ AC
- 1977-90 Oldsmobile Delta 88, w/ AC
- 1977-81 Pontiac Bonneville, w/ AC
- 1977-81 Pontiac Catalina, w/ AC
- 1977-85 Cadillac Deville, w/ AC

52461917

- 1992-93 Chevrolet Caprice, w/ AC
- 1992-93 Chevrolet Commercial Chassis, w/ AC
- 1993 Buick Commercial Chassis, w/ AC
- 1992-93 Buick Roadmaster, w/ AC
- 1994-95 Cadillac Commercial Chassis, w/ AC
- 1994-95 Cadillac Fleetwood, w/ AC

52469251

- 1994 Chevrolet Commercial Chassis, w/ AC
- 1994-96 Chevrolet Caprice, w/ AC
- 1994-96 Chevrolet Impala, w/ AC
- 1994-96 Buick Commercial Chassis, w/ AC
- 1994-96 Buick Roadmaster, w/ AC
- 1993 Cadillac Commercial Chassis, w/ AC
- 1993 Cadillac 60 Special, w/ AC
- 1993 Cadillac Commercial Chassis, w/ AC
- 1993 Cadillac Fleetwood, w/ AC
- 1996 Cadillac Commercial Chassis, w/ AC
- 1996 Cadillac Fleetwood, w/ AC

R2249

- 1963-68 Chevrolet Bel Air, w/o AC
- 1963-68 Chevrolet Blazepine, w/o AC
- 1964-67 Chevrolet Chevelle, w/o AC
- 1964-67 Chevrolet El Camino, w/o AC
- 1964-68 Chevrolet Impala, w/o AC
- 1965-67 Chevrolet Malibu, w/o AC
- 1966-68 Chevrolet Caprice, w/o AC
- 1964-67 Buick Skylark, w/o AC
- 1964-67 Buick Special, w/o AC
- 1964-67 Oldsmobile Cutlass, w/o AC
- 1964-67 Pontiac GTO, w/o AC
- 1964-67 Pontiac Tempest, w/o AC
- 1965-67 Pontiac LeMans, w/o AC



New!

1967-87 Chevrolet/GMC Truck **OER** AUTHORIZED

Replacement heater cores for 1967-87 Chevrolet and GMC truck, Blazer, Jimmy Suburban and Van models without AC. Each heater core is manufactured from all aluminum construction.

AP7290

- 1967 Chevrolet Suburban, w/ AC
- 1967 GMC Suburban, w/ AC
- 1967-72 Chevrolet CK10 Pickup, w/ AC
- 1967-72 Chevrolet CK10 Suburban, w/ AC
- 1967-72 Chevrolet CK20 Pickup, w/ AC
- 1967-72 Chevrolet CK20 Suburban, w/ AC
- 1967-72 Chevrolet C30 Pickup, w/ AC
- 1967-72 GMC CR15-CR1500 Pickup, w/ AC
- 1967-72 GMC CR25-CR2500 Pickup, w/ AC
- 1967-72 GMC CR35-CR3500 Pickup, w/ AC
- 1968-72 GMC CR15-CR1500 Suburban, w/ AC
- 1968-72 GMC CR25-CR2500 Suburban, w/ AC
- 1968-72 Chevrolet K30 Pickup, w/ AC
- 1969-72 Chevrolet Blazer, w/ AC
- 1970-72 GMC Jimmy, w/ AC

17155

- 1973-86 Chevrolet CK Pickup, Suburban, Blazer
- 1973-86 GMC CK Pickup, Suburban, Jimmy
- 1987-91 GMC RV Pickup, Suburban, Blazer
- 1987-91 GMC RV Pickup, Suburban, Jimmy
- 1980-89 Chevrolet C50, w/ AC
- 1980-89 Chevrolet C60, w/ AC
- 1980-89 Chevrolet C70, w/ AC
- 1981-96 Chevrolet P20 Van, w/ AC
- 1981-96 Chevrolet P30 Van, w/ AC

52467018

- 1988-99 Chevrolet CR1500, w/ AC
- 1988-99 GMC CR1500, w/ AC
- 1988-00 Chevrolet CR2500, w/ AC
- 1988-00 GMC CR2500, w/ AC
- 1988-00 GMC CR3500, w/ AC
- 1988-00 GMC CR3500, w/ AC
- 1992-94 Chevrolet Blazer, w/ AC
- 1992-99 Chevrolet CR1500 Suburban, w/ AC
- 1992-99 Chevrolet CR2500 Suburban, w/ AC
- 1992-99 GMC CR1500 Suburban, w/ AC
- 1992-99 GMC CR2500 Suburban, w/ AC
- 1992-99 GMC Yukon, w/ AC
- 1995-99 Chevrolet Tahoe, w/ AC
- 1999-00 Cadillac Escalade, w/ AC

AP7267

- 1967 Chevrolet Suburban, w/o AC
- 1967 GMC Suburban, w/o AC
- 1967-72 GMC CR15-CR1500 Pickup, w/o AC
- 1967-72 GMC CR25-CR2500 Pickup, w/o AC
- 1967-72 GMC CR35-CR3500 Pickup, w/o AC
- 1967-72 Chevrolet CK10 Pickup, w/o AC
- 1967-72 Chevrolet CK10 Suburban, w/o AC
- 1967-72 Chevrolet CK20 Pickup, w/o AC
- 1967-72 Chevrolet CK20 Suburban, w/o AC
- 1967-72 Chevrolet CK30 Pickup, w/o AC
- 1968-72 GMC C15-C1500 Suburban, w/o AC
- 1968-72 GMC CR25-CR2500 Suburban, w/o AC
- 1969-72 Chevrolet Blazer, w/o AC
- 1970-72 GMC Jimmy All w/o AC
- 1970-72 Chevrolet P10 Van, w/o AC
- 1970-72 Chevrolet P30 Van, w/o AC
- 1970-72 GMC P15/P1500 Van, w/o AC
- 1970-72 GMC P25/P2500 Van, w/o AC
- 1970-72 GMC P35/P3500 Van, w/o AC

3027247

- 1973-86 Chevrolet CK Pickup, Suburban, Blazer
- 1973-86 GMC CK Pickup, Suburban, Jimmy
- 1987-91 Chevrolet RV Pickup, Suburban, Blazer
- 1987-91 GMC RV Pickup, Suburban, Jimmy
- 1973-80 Chevrolet P10 Van, w/o AC
- 1973-89 Chevrolet P20 Van, w/o AC
- 1973-96 Chevrolet P30 Van, w/o AC

6 Cylinder/Small Block

With AC				
B2240	68-72	9 1/2" x 6-3/8" x 2"		
3035420	77-90	10-1/2" x 5-5/8" x 2"		
52461917	92-95	8-1/4" x 6-3/4" x 1-1/2"		
52469251	93-96	8-3/8" x 6-1/16" x 1-1/4"		

Without AC

B2249	63-68	9" x 6-1/4" x 2"		
-------	-------	------------------	--	--

6 Cylinder/Small Block

With AC				
AP7290	67-72	8" x 6" x 2"		
17155	73-91	6-5/8" x 7-1/4" x 2"		
52467018	88-02	8-1/5" x 7-1/8" x 1"		

Without AC

AP7267	67-72	8-5/8" x 6" x 2"		
3027247	73-96	7-7/16" x 6-1/8" x 2"		

Chevrolet Nova Radiators

1962-79 Replacement Radiators OER AUTHORIZED

Replacement radiators for 1962-79 Chevrolet Nova models. These radiators are manufactured from durable copper and brass materials and are designed to meet the cooling needs of stock small and big block engines. Will install without modifying your radiator support or support top panel. Features 1/2" tubes on 9/16" centers. Available in 3 or 4 rows. Dimensions MSRPed are for radiator core only. Made in USA.

Note: Shipped overseas.



- Original Appearance
- Original Style Stamped Tanks
- Direct Replacement
- Brass/Copper Construction
- New Tank and Radiator Core
- No Exchange or Core Charge



New!

1962-65 4 Cylinder 153

CRD1123A	1962-65	AT	3 row	15" x 18-1/2" x 2"
CRD1123S	1962-65	MT	3 row	15" x 18-1/2" x 2"

1962-65 16 194/230

CRD1133A	1962-65	AT	3 row	14-1/8" x 18-1/2" x 2"
CRD1133S	1962-65	MT	3 row	14-1/8" x 18-1/2" x 2"
CRD1143A	1963-65	AT	3 row	15-5/8" x 23" x 2"
CRD1143S	1963-65	MT	3 row	15-5/8" x 23" x 2"

1963-65 8 Cylinder - Passenger Side Inlet

CRD1153A	1963-65	AT	3 row	15-1/2" x 23-1/2" x 2"
CRD1153S	1963-65	MT	3 row	15-1/2" x 23-1/2" x 2"
CRD1154A	1963-65	AT	4 row	15-1/2" x 23-1/2" x 2-5/8"
CRD1154S	1963-65	MT	4 row	15-1/2" x 23-1/2" x 2-5/8"
CRD1163A	1963-65	AT	3 row	15-1/2" x 25-1/2" x 2"
CRD1163S	1963-65	MT	3 row	15-1/2" x 25-1/2" x 2"
CRD1164A	1963-65	AT	4 row	15-1/2" x 25-1/2" x 2-5/8"
CRD1164S	1963-65	MT	4 row	15-1/2" x 25-1/2" x 2-5/8"

1963-65 8 Cylinder - Driver Side Inlet

CRD1313A	1963-65	AT	3 row	15-1/2" x 23-1/2" x 2"
CRD1313S	1963-65	MT	3 row	15-1/2" x 23-1/2" x 2"
CRD1314A	1963-65	AT	4 row	15-1/2" x 23-1/2" x 2-5/8"
CRD1314S	1963-65	MT	4 row	15-1/2" x 23-1/2" x 2-5/8"
CRD1323A	1963-65	AT	3 row	15-1/2" x 23-1/2" x 2"
CRD1323S	1963-65	MT	3 row	15-1/2" x 23-1/2" x 2"
CRD1324A	1963-65	AT	4 row	15-1/2" x 23-1/2" x 2-5/8"
CRD1324S	1963-65	MT	4 row	15-1/2" x 23-1/2" x 2-5/8"
CRD1334A	1963-65	AT	4 row	15-1/2" x 25-3/8" x 2-5/8"
CRD1334S	1963-65	MT	4 row	15-1/2" x 25-3/8" x 2-5/8"

1966-67 4 Cylinder 153

CRD1123A	1966-67	AT	3 row	15" x 18-1/2" x 2"
CRD1123S	1966-67	MT	3 row	15" x 18-1/2" x 2"

1966-67 6 Cylinder 194/230

CRD1343A	1966-67	AT	3 row	15-5/8" x 23" x 2"
CRD1343S	1966-67	MT	3 row	15-5/8" x 23" x 2"

1966-67 8 Cylinder - Inlet Driver Side

CRD1313A	1966-67	AT	3 row	15-1/2" x 23-1/2" x 2"
CRD1313S	1966-67	MT	3 row	15-1/2" x 23-1/2" x 2"
CRD1314A	1966-67	AT	4 row	15-1/2" x 23-1/2" x 2-5/8"
CRD1314S	1966-67	MT	4 row	15-1/2" x 23-1/2" x 2-5/8"
CRD1323A	1966-67	AT	3 row	15-1/2" x 23-1/2" x 2" 250hp
CRD1323S	1966-67	MT	3 row	15-1/2" x 23-1/2" x 2" 250hp
CRD1324A	1966-67	AT	4 row	15-1/2" x 23-1/2" x 2-5/8"

CRD1324S	1966-67	MT	4 row	15-1/2" x 23-1/2" x 2-5/8"
CRD1334A	1966-67	AT	4 row	15-1/2" x 25-3/8" x 2-5/8"
CRD1334S	1966-67	MT	4 row	15-1/2" x 25-3/8" x 2-5/8"

1968-70 4 Cylinder 153

CRD1123A	1968-70	AT	3 row	15" x 18-1/2" x 2"
CRD1123S	1968-70	MT	3 row	15" x 18-1/2" x 2"

1968-71 Small Block

CRD3313A	1968-71	AT	3 row	17" x 20-3/4" x 2"
CRD3313S	1968-71	MT	3 row	17" x 20-3/4" x 2"
CRD3314A	1968-71	AT	4 row	17" x 20-3/4" x 2-5/8"
CRD3314S	1968-71	MT	4 row	17" x 20-3/4" x 2-5/8"

1968-71 Big Block

CRD1423A	1968-71	AT	3 row	17" x 23" x 2" w/brkts
CRD1423S	1968-71	MT	3 row	17" x 23" x 2" w/brkts
CRD16744A	1968-71	AT	4 row	17" x 23" x 2-5/8" w/brkts
CRD16744S	1968-71	MT	4 row	17" x 23" x 2-5/8" w/brkts
RD1444A	1968-71	AT	4 row	17" x 23" x 2-5/8" w/o brkts
RD1444S	1968-71	MT	4 row	17" x 23" x 2-5/8" w/o brkts

1972-79 6 Cylinder

CRD3593A	1972-79	AT	3 row	17" x 20-3/4" x 2"
CRD3593S	1972-79	MT	3 row	17" x 20-3/4" x 2"
CRD3594A	1972-79	AT	4 row	17" x 20-3/4" x 2-5/8"
CRD3594S	1972-79	MT	4 row	17" x 20-3/4" x 2-5/8"
CRD4153A	1972-79	AT	3 row	17" x 26-1/4" x 2"
CRD4153S	1972-79	MT	3 row	17" x 26-1/4" x 2"
CRD4154A	1972-79	AT	4 row	17" x 26-1/4" x 2-5/8"
CRD4154S	1972-79	MT	4 row	17" x 26-1/4" x 2-5/8"

1972-79 Small Block

CRD1013A	1972-74	AT	3 row	17" x 23" x 2"
CRD1013S	1972-74	MT	3 row	17" x 23" x 2"
CRD1014A	1972-74	AT	4 row	17" x 23" x 2-5/8"
CRD1014S	1972-74	MT	4 row	17" x 23" x 2-5/8"
CRD3593A	1972-79	AT	3 row	17" x 20-3/4" x 2"
CRD3593S	1972-79	MT	3 row	17" x 20-3/4" x 2"
CRD3594A	1972-79	AT	4 row	17" x 20-3/4" x 2-5/8"
CRD3594S	1972-79	MT	4 row	17" x 20-3/4" x 2-5/8"
CRD4153A	1972-79	AT	3 row	17" x 26-1/4" x 2"
CRD4153S	1972-79	MT	3 row	17" x 26-1/4" x 2"
CRD4154A	1972-79	AT	4 row	17" x 26-1/4" x 2-5/8"
CRD4154S	1972-79	MT	4 row	17" x 26-1/4" x 2-5/8"

Camaro/Firebird Radiators

1967-92 Camaro **NEW!**

Direct replacement radiators for 1967-'92 Camaro models. These radiators are manufactured from durable copper and brass materials and are designed to meet or exceed original cooling specifications. Features original style stamped tanks with 1/2" tube on 9/16" centers. Dimensions MSR'ed are for radiator core only. Made in USA. *Note: Shipped oversize.*



CRD3374S



1967-69 - Small Block

CRD3373A	1967-69	AT	3 row	17" x 20-3/4" x 2"
CRD3373S	1967-69	MT	3 row	17" x 20-3/4" x 2"
CRD3703A	1967-69	AT	3 row	17" x 23" x 2"
CRD3703S	1967-69	MT	3 row	17" x 23" x 2"
CRD3374A	1967-69	AT	4 row	17" x 20-3/4" x 2.5/8"
CRD3374S	1967-69	MT	4 row	17" x 20-3/4" x 2.5/8"
CRD3704A	1967-69	AT	4 row	17" x 23" x 2.5/8"
CRD3704S	1967-69	MT	4 row	17" x 23" x 2.5/8"

1967-69 - Big Block

CRD16764A	1967-69	AT	4 row	17" x 23" x 2.5/8"
CRD16764A	1967-69	MT	4 row	17" x 23" x 2.5/8"
CRD99074A	1969	AT	4 row	COPD w/curved inlet
CRD99074S	1969	MT	4 row	COPD w/curved inlet

1970-81 - Small Block

CRD3313A	1970-71	AT	3 row	17" x 20-3/4" x 2"
CRD3313S	1970-71	MT	3 row	17" x 20-3/4" x 2"
CRD94153A	1970-71	AT	3 row	17" x 26-1/4" x 2"
CRD94153S	1970-71	MT	3 row	17" x 26-1/4" x 2"
CRD94154A	1970-71	AT	4 row	17" x 26-1/4" x 2.5/8"
CRD94154S	1970-71	MT	4 row	17" x 26-1/4" x 2.5/8"
CRD3593A	1972-79	AT	3 row	17" x 20-3/4" x 2"
CRD3593S	1972-79	MT	3 row	17" x 20-3/4" x 2"
CRD4153A	1972-79	AT	3 row	17" x 26-1/4" x 2"
CRD4153S	1972-79	MT	3 row	17" x 26-1/4" x 2"
CRD4154A	1972-79	AT	4 row	17" x 26-1/4" x 2.5/8"
CRD4154S	1972-79	MT	4 row	17" x 26-1/4" x 2.5/8"
CRD1483A	1980-81	AT	3 row	17" x 20-3/4" x 2"
CRD1483S	1980-81	MT	3 row	17" x 20-3/4" x 2"
CRD1023A	1980-81	AT	3 row	17" x 26-1/4" x 2"
CRD1023S	1980-81	MT	3 row	17" x 26-1/4" x 2"
CRD1484A	1980-81	AT	4 row	17" x 20-3/4" x 2.5/8"
CRD1484S	1980-81	MT	4 row	17" x 20-3/4" x 2.5/8"
CRD1024A	1980-81	AT	4 row	17" x 26-1/4" x 2.5/8"
CRD1024S	1980-81	MT	4 row	17" x 26-1/4" x 2.5/8"

1970-81 - Big Block

CRD93044A	1970-71	AT	4 row	17" x 26-1/4" x 2.5/8"
CRD93044S	1970-71	MT	4 row	17" x 26-1/4" x 2.5/8"

1982-92 - 6 Cylinder

Note: These are all metal replacements for original plastic-tank composite GM radiators.

CRD17603A	1982-92	AT	3 row	16-1/8" x 23-5/8" x 2"
CRD17603S	1982-92	MT	3 row	16-1/8" x 23-5/8" x 2"

1982-92 - Small Block

CRD16003A	1982-92	AT	3 row	17" x 20-3/4" x 2"
CRD16003S	1982-92	MT	3 row	17" x 20-3/4" x 2"
CRD18613A	1982-92	AT	3 row	17" x 26-1/4" x 2"
CRD18613S	1982-92	MT	3 row	17" x 26-1/4" x 2"

1967-92 Firebird **NEW!**

Direct replacement radiators for 1967-'92 Firebird models. These radiators are manufactured from durable copper and brass materials and are designed to meet or exceed original cooling specifications. Features original style stamped tanks with 1/2" tube on 9/16" centers. Dimensions MSR'ed are for radiator core only. Made in USA. *Note: Shipped oversize.*



CRD2825A

1967-69 - All V8

** Radiator has 2-3/4" wide side mounts.*

*** Radiator has 3-1/2" wide side mounts.*

CRD3373A	1967-69	AT	3 row	17" x 20-3/4" x 2"
CRD3373S	1967-69	MT	3 row	17" x 20-3/4" x 2"
CRD3703A	1967-69	AT	3 row	17" x 23" x 2"
CRD3703S	1967-69	MT	3 row	17" x 23" x 2"
CRD3704A*	1967-69	AT	4 row	17" x 23" x 2.5/8"
CRD3704S*	1967-69	MT	4 row	17" x 23" x 2.5/8"
CRD16764A*	1967-69	AT	4 row	17" x 23" x 2.5/8"
CRD16764S*	1967-69	MT	4 row	17" x 23" x 2.5/8"

1970-71 - All V8

** Radiator has 2-3/4" wide LH side mount and 3-1/2" wide RH side mount.*

*** Radiator has 3-1/2" wide side mounts.*

CRD1503A	1970-71	AT	3 row	17" x 27-1/2" x 2"
CRD1503S	1970-71	MT	3 row	17" x 27-1/2" x 2"
CRD1504A*	1970-71	AT	4 row	17" x 27-1/2" x 2.5/8"
CRD1504S*	1970-71	MT	4 row	17" x 27-1/2" x 2.5/8"
CRD1494A**	1970-71	AT	4 row	17" x 27-1/2" x 2.5/8"
CRD1494S**	1970-71	MT	4 row	17" x 27-1/2" x 2.5/8"

1972-78 - All V8

** Radiator has 2-3/4" wide LH side mount and 3-1/2" wide RH side mount.*

*** Radiator has 2-3/4" wide side mounts.*

**** Radiator has 3-1/2" wide side mounts.*

CRD1513A	1972-73	AT	3 row	17" x 27-1/2" x 2"
CRD1513S	1972-73	MT	3 row	17" x 27-1/2" x 2"
CRD1514A*	1972-73	AT	4 row	17" x 27-1/2" x 2.5/8"
CRD1514S*	1972-73	MT	4 row	17" x 27-1/2" x 2.5/8"
CRD1533A	1974-78	AT	3 row	17" x 27-1/2" x 2"
CRD1533S	1974-78	MT	3 row	17" x 27-1/2" x 2"
CRD1544A**	1974-78	AT	4 row	17" x 27-1/2" x 2.5/8"
CRD1544S**	1974-78	MT	4 row	17" x 27-1/2" x 2.5/8"
CRD1534A†	1974-78	AT	4 row	17" x 27-1/2" x 2.5/8"
CRD1534S†	1974-78	MT	4 row	17" x 27-1/2" x 2.5/8"

1979-81 All V8 Exc 400/403

CRD2825A	1979-81	AT	3 row	17" x 27-1/2" x 2"
CRD2825S	1979-81	MT	3 row	17" x 27-1/2" x 2"

1979-81 w/ 400/403

CRD4155A	1979-81	AT	4 row	17" x 27-1/2" x 2.5/8"
CRD4155S	1979-81	MT	4 row	17" x 27-1/2" x 2.5/8"

1982-92 - 6 Cylinder

Note: These are all metal replacements for original plastic-tank composite GM radiators.

CRD17603A	1982-92	AT	3 row	16-1/8" x 23-5/8" x 2"
CRD17603S	1982-92	MT	3 row	16-1/8" x 23-5/8" x 2"

1982-92 - Small Block

CRD16003A	1982-92	AT	3 row	17" x 20-3/4" x 2"
CRD16003S	1982-92	MT	3 row	17" x 20-3/4" x 2"
CRD18613A	1982-92	AT	3 row	17" x 26-1/4" x 2"
CRD18613S	1982-92	MT	3 row	17" x 26-1/4" x 2"

Chevrolet Full Size Radiators **New!**

1955-57 Bel Air & Full Size Passenger Cars **AES AUTHORIZED**

Direct replacement radiators for 1955-57 Chevrolet full size passenger cars. These radiators are manufactured from durable copper and brass materials and are designed to meet or exceed original cooling specifications. Features original style stamped tanks with 1/2" tube on 9/16" centers. Dimensions MSRPed are for radiator core only. Made in USA. **Note:** Shipped overseas.

1955-57 Bel Air 1955-57 Nomad
1955-57 One-Fifty 1955-57 Two-Ten



TF600114

Engine Side Mounting

TF500218 1955-57 small block 4 AT/MT 16-5/8 x 21-3/8" **AES**

Grill Side Mounting

TF500219 1955-56 L6 3 AT/MT 16-5/8 x 23"
TF600240 1957 L6 3 AT/MT 16-5/8 x 23"
TF600114 1955-56 small block 4 AT/MT 16-5/8 x 21-3/8"
TF500217 1957 small block 4 AT/MT 16-5/8 x 21-3/8"
TF600114 1955-56 big block 4 AT/MT 16-5/8 x 21-3/8"
TF500217 1957 big block 4 AT/MT 16-5/8 x 21-3/8"

1958-70 Full Size Passenger Cars **AES AUTHORIZED**

Direct replacement radiators for 1958-70 Chevrolet full size passenger cars. These radiators are manufactured from durable copper and brass materials and are designed to meet or exceed original cooling specifications. Features original style stamped tanks with 1/2" tube on 9/16" centers. Dimensions MSRPed are for radiator core only. Made in USA. **Important:** *Radiators for 1965-70 automatic transmission models are available with 12-1/2" cooler line spacing only **Note:** Shipped overseas



CRD11934

1958-60

CRD1033A 1958-60 16-235 AT 3 19-3/4" x 19-1/4"
CRD1033S 1958 16-235 MT 3 19-3/4" x 19-1/4"
CRD1043A 1958 VB-283 AT 3 18" x 19-1/4"
CRD1043S 1958 VB-283 MT 3 18" x 19-1/4"
CRD1053A 1958 VB-348 AT 3 19-3/4" x 19-1/4"
CRD1053A 1958 VB-348 AT 3 19-3/4" x 19-1/4"
CRD1053S 1958 VB-348 MT 3 19-3/4" x 19-1/4"
CRD1053S 1958 VB-348 MT 3 19-3/4" x 19-1/4"
CRD1063A 1959-60 16-235 AT 3 15-1/2" x 25-1/2"
CRD1063S 1959-60 16-235 MT 3 15-5/8" x 25-1/2"
CRD1073A 1959-60 VB-283 AT 3 15-5/8" x 25-1/4" x 1-1/4"
CRD1073S 1959-60 VB-283 MT 3 17-1/2" x 25-1/2"
CRD1083A 1959-60 VB-348 AT 3 17-1/2" x 25-1/2"
CRD1083S 1959-60 VB-348 MT 3 17-1/2" x 25-1/2"
CRD1084A 1959-60 VB-348 AT 4 17-1/2" x 25-1/2"
CRD1084S 1959-60 VB-348 MT 4 17-1/2" x 25-1/2"

1961-63

CRD1093A 1961-63 235, 283 AT 3 15-1/2" x 23-1/2"
CRD1093S 1961-63 235, 283 MT 3 15-1/2" x 23-1/2"
CRD1093A 1961-63 VB-283 AT 3 15-1/2" x 23-1/2"
CRD1093S 1961-63 VB-283 MT 3 15-1/2" x 23-1/2"
CRD1113A 1961-63 VB-409 AT 3 17-1/2" x 23-1/2"
CRD1113S 1961-63 VB-409 MT 3 17-1/2" x 23-1/2"
CRD1114A 1961-63 VB-409 AT 4 17-1/2" x 23-1/2"
CRD1114S 1961-63 VB-409 MT 4 17-1/2" x 23-1/2"

1964-65

CRD1173A* 1964-65 16 230 AT 3 15-1/2" x 23-1/2"
CRD1173S 1964-65 16 230 MT 3 15-1/2" x 23-1/2"
CRD1183A 1964 283, 327 AT 3 15-1/2" x 23-1/2"
CRD1183S 1964 283, 327 MT 3 15-1/2" x 23-1/2"
CRD1193A 1964 283, 327 AT 3 17-1/2" x 25-1/2"
CRD1193S 1964 283, 327 MT 3 17-1/2" x 25-1/2"
CRD1203A 1964 VB-409 AT 3 17-1/2" x 25-1/2"
CRD1203S 1964 VB-409 MT 3 17-1/2" x 25-1/2"
CRD1204A 1964 VB-409 AT 4 17-1/2" x 25-1/2"
CRD1204S 1964 VB-409 MT 4 17-1/2" x 25-1/2"
CRD1223A* 1965 283, 327 AT 3 15-1/2" x 23-1/2"
CRD1223S 1965 283, 327 MT 3 15-1/2" x 23-1/2"
CRD1233A* 1965 283, 327 AT 3 17-1/2" x 25-1/2"
CRD1233S 1965 283, 327 MT 3 17-1/2" x 25-1/2"
CRD1243A* 1965 VB-409 AT 3 17-1/2" x 25-1/2"
CRD1243S 1965 396, 409 MT 3 17-1/2" x 25-1/2"
CRD1244A* 1965 VB-409 AT 4 17-1/2" x 25-1/2"
CRD1244S 1965 396, 409 MT 4 17-1/2" x 25-1/2"
CRD1245A 1965 396, 409 MT 4 17-1/2" x 25-1/2"
CRD1243A 1965 396, 409 AT 3 17-1/2" x 25-1/2"
CRD1243S 1965 396, 409 MT 3 17-1/2" x 25-1/2"
CRD1244A 1965 396, 409 AT 4 17-1/2" x 25-1/2"
CRD1244S 1965 396, 409 MT 4 17-1/2" x 25-1/2"

1966-67

CRD1273A* 1966-67 L6 AT 3 15-1/2" x 23-1/2"
CRD1273S 1966-67 L6 MT 3 15-1/2" x 23-1/2"
CRD1283A* 1966 283, 327 AT 3 15-1/2" x 23-1/2"
CRD1283S 1966 283, 327 MT 3 15-1/2" x 23-1/2"
CRD1303A* 1966 283, 327 AT 3 17-1/2" x 25-1/2"
CRD1303S 1966 283, 327 MT 3 17-1/2" x 25-1/2"
CRD1303A* 1966 396 AT 3 17-1/2" x 25-1/2"
CRD1303S 1966 396 MT 3 17-1/2" x 25-1/2"
CRD1304A* 1966 396 AT 4 17-1/2" x 25-1/2"
CRD1304S 1966 396 MT 4 17-1/2" x 25-1/2"
CRD1363A* 1967 283, 327 AT 3 15-1/2" x 23-1/2"
CRD1363S 1967 283, 327 MT 3 15-1/2" x 23-1/2"
CRD1373A* 1967 283, 327 AT 3 17-1/2" x 25-1/2"
CRD1373S 1967 283, 327 MT 3 17-1/2" x 25-1/2"
CRD1383A* 1967 396 AT 3 17-1/2" x 25-1/2"
CRD1383S 1967 396 MT 3 17-1/2" x 25-1/2"
CRD1384A* 1967 396 AT 4 17-1/2" x 25-1/2"
CRD1384S 1967 396 MT 4 17-1/2" x 25-1/2"

1968-70

CRD1353A* 1968 L6 AT 3 15-1/2" x 23-1/2"
CRD1353S 1968 L6 MT 3 15-1/2" x 23-1/2"
CRD1393A* 1968 VB SB AT 3 17-1/2" x 23-1/2"
CRD1393S 1968 VB SB MT 3 17-1/2" x 23-1/2"
CRD1404A* 1968 VB SB AT 4 17-1/2" x 23-1/2"
CRD1404S 1968 VB SB MT 4 17-1/2" x 23-1/2"
CRD1393A* 1968 VB SB AT 3 17-1/2" x 25-1/2"
CRD1393S 1968 VB SB MT 3 17-1/2" x 25-1/2"
CRD1404A* 1968 VB SB AT 4 17-1/2" x 25-1/2"
CRD1404S 1968 VB SB MT 4 17-1/2" x 25-1/2"
CRD1414A* 1968 396, 427 AT 4 17-1/2" x 25-1/2"
CRD1414S 1968 396, 427 MT 4 17-1/2" x 25-1/2"
CRD1453A* 1969-70 VB SB AT 3 15" x 23-1/2"
CRD1453S 1969-70 VB SB MT 3 15" x 23-1/2"
CRD1454A* 1969-70 VB SB AT 4 15" x 23-1/2"
CRD1454S 1969-70 VB SB MT 4 15" x 23-1/2"
CRD1463A* 1969-70 VB SB AT 3 17-1/2" x 25-1/2"
CRD1463S 1969-70 VB SB MT 3 17-1/2" x 25-1/2"
CRD1464A* 1969-70 VB SB AT 4 17-1/2" x 25-1/2"
CRD1464S 1969-70 VB SB MT 4 17-1/2" x 25-1/2"
CRD1474A* 1969-70 VB BB AT 4 17-1/2" x 25-1/2"
CRD1474S 1969-70 VB BB MT 4 17-1/2" x 25-1/2"

Chevrolet/GMC Truck Radiators



New!

1948-87 Chevrolet & GMC Truck Radiators OER AUTHORIZED

Direct replacement radiators for 1948-87 Chevrolet and GMC truck models. These radiators are manufactured from durable copper and brass materials and are designed to meet or exceed original cooling specifications. Features original style stamped tanks with 1/2" tube on 9/16" centers. Dimensions MSRPed are for radiator core only. Made in USA.

Note: Shipped overseas.



Chevrolet Truck - 3 Row 2" Core

CRD1553A	1948-55	L6	AT	22 1/2" x 20-1/2"
CRD1553S	1948-55	L6	MT	22 1/2" x 20-1/2"
CRD1552A	1948-55	V8	AT	22 1/2" x 20-1/2"
CRD1552S	1948-55	V8	MT	22 1/2" x 20-1/2"
CRD1483A	1955-59	L6/V8	AT	19 1/4" x 23-1/2"
CRD1493S	1955-59	V8	MT	19 7/8" x 21-3/8"
CRD1703A	1960-62	L6/V8	AT	19 1/4" x 23-1/2"
CRD1713S	1960-62	L6/V8	MT	19 7/8" x 21-3/8"
CRD1713A	1960-62	L6/V8	AT	19 7/8" x 21-3/8"
CRD1733A	1963-66	L6	AT	17-3/8" x 18-1/2"
CRD1733S	1963-66	L6	MT	17-3/8" x 18-1/2"
CRD1723A	1963-66	L6/V8	AT	17-3/8" x 24-3/4"
CRD1723S	1963-66	L6/V8	MT	17-3/8" x 24-3/4"
CRD1753A	1967-72	L6/V8	AT	17" x 28-3/8"
CRD1753S	1967-72	L6/V8	MT	17" x 28-3/8"
CRD1763S	1967-72	L6	MT	17" x 26-1/4"
CRD1770A	1973-77	L6	AT	17" x 26-1/4"
CRD1770S	1973-77	L6	MT	17" x 26-1/4"
CRD1772S	1973-77	L6	MT	17" x 28-3/8"
CRD1772A	1973-77	L6	AT	17" x 28-3/8"
CRD1774A	1973-77	V8	AT	17" x 28-3/8"
CRD1774S	1973-77	V8	MT	17" x 28-3/8"
CRD1780A	1978-80	L6	AT	17" x 26-1/4"
CRD1780S	1978-80	L6	MT	17" x 26-1/4"
CRD1782A	1978-80	L6	AT	17" x 28-3/8"
CRD1782S	1978-80	L6	MT	17" x 28-3/8"
CRD1784A	1978-80	V8	AT	17" x 28-3/8"
CRD1784S	1978-80	V8	MT	17" x 28-3/8"
CRD1786A	1978-80	V8	AT	19 1/2" x 28-3/8"
CRD1786S	1978-80	V8	MT	19 1/2" x 28-3/8"

GMC Truck - 3 Row 2" Core

CRD1940A	1948-54	L6/V8	AT	20-3/4" x 19-3/4"
CRD1940S	1948-54	L6/V8	MT	20-3/4" x 19-3/4"
CRD1683A	1955-59	L6/V8	AT	19 1/4" x 23-1/2"
CRD1693S	1955-59	L6/V8	MT	19 7/8" x 21-3/8"
CRD9812A	1955-59	1/2 ton	AT	19 7/8" x 21-3/8"
CRD9812S	1955-59	1/2 ton	MT	19 7/8" x 21-3/8"
CRD9813A	1955-59	3/4 ton	AT	19 7/8" x 23-1/2"
CRD9813S	1955-59	3/4 ton	MT	19 7/8" x 23-1/2"
CRD1954A	1955-59	Pontiac V8	AT	22-3/8" x 23-1/2"
CRD1954S	1955-59	Pontiac V8	MT	22-3/8" x 23-1/2"
CRD1960A	1960-62	L6/V8	AT	19 7/8" x 21-3/8"

CRD1960S	1960-62	L6/V8	MT	19 7/8" x 21-3/8"
CRD1962A	1960-62	L6/V8	AT	22-3/8" x 23-1/2"
CRD1962S	1960-62	L6/V8	MT	22-3/8" x 23-1/2"
CRD1733A	1963-66	L6	AT	17-3/8" x 18-1/2"
CRD1733S	1963-66	L6	MT	17-3/8" x 18-1/2"
CRD1723A	1963-66	L6/V8	AT	17-3/8" x 24-3/4"
CRD1723S	1963-66	L6/V8	MT	17-3/8" x 24-3/4"

Chevrolet Truck - 4 Row 2-5/8" Core

CRD1554A	1948-55	V8	AT	22 1/2" x 20-1/2"
CRD1554S	1948-55	L6	MT	22 1/2" x 20-1/2"
CRD1564A	1948-54	V8	AT	22 1/2" x 20-1/2" 1 ton
CRD1564S	1948-54	L6	MT	22 1/2" x 20-1/2" 1 ton
CRD1574A	1955-59	L6/V8	AT	19 1/4" x 23-1/2"
CRD1584S	1955-59	L6	MT	19 7/8" x 21-3/8"
CRD1594A	1960-62	L6/V8	AT	19 1/4" x 23-1/2"
CRD1604A	1960-62	L6/V8	AT	19 7/8" x 21-3/8"
CRD1604S	1960-62	L6/V8	MT	19 7/8" x 21-3/8"
CRD1614A	1963-66	L6/V8	AT	17-3/8" x 24-3/4"
CRD1614S	1963-66	L6/V8	MT	17-3/8" x 24-3/4"
CRD1624A	1966	L6/V8	AT	17-3/8" x 25-1/4"
CRD1624S	1966	L6/V8	MT	17-3/8" x 25-1/4"
CRD1644A	1967-70	L6/V8	AT	17" x 28-3/8"
CRD1644S	1967-70	L6/V8	MT	17" x 28-3/8"
CRD1634A	1967-72	L6/V8	AT	17" x 28-3/8"
CRD1634S	1967-72	L6/V8	MT	17" x 28-3/8"
CRD1654S	1967-72	L6	MT	17" x 26-1/4"
CRD1664A	1971-72	L6	AT	17" x 28-3/8"
CRD1664S	1971-72	L6	MT	17" x 28-3/8"
CRD1771A	1973-77	L6	AT	17" x 26-1/4"
CRD1771S	1973-77	L6	MT	17" x 26-1/4"
CRD1773A	1973-77	L6	AT	17" x 28-3/8"
CRD1773S	1973-77	L6	MT	17" x 28-3/8"
CRD1775A	1973-77	V8	AT	17" x 28-3/8"
CRD1775S	1973-77	V8	MT	17" x 28-3/8"
CRD1776A	1973-77	V8	AT	17" x 28-3/8"
CRD1776S	1973-77	V8	MT	17" x 28-3/8"
CRD1777A	1973-77	V8	AT	19 1/2" x 28-3/8"
CRD1777S	1973-77	V8	MT	19 1/2" x 28-3/8"
CRD1781A	1978-80	L6	AT	17" x 26-1/4"
CRD1781S	1978-80	L6	MT	17" x 26-1/4"
CRD1783A	1978-80	L6	AT	17" x 28-3/8"
CRD1783S	1978-80	L6	MT	17" x 28-3/8"
CRD1785A	1978-80	V8	AT	17" x 28-3/8"
CRD1785S	1978-80	V8	MT	17" x 28-3/8"
CRD1787A	1978-80	V8	AT	19 1/2" x 28-3/8"
CRD1787S	1978-80	V8	MT	19 1/2" x 28-3/8"
CRD1788A	1978-80	V8	AT	19 1/2" x 28-3/8"
CRD1788S	1978-80	V8	MT	19 1/2" x 28-3/8"

GMC Truck - 4 Row 2-5/8" Core

CRD1941A	1948-54	L6/V8	AT	20-3/4" x 19-3/4"
CRD1941S	1948-54	L6/V8	MT	20-3/4" x 19-3/4"
CRD9801A	1948-54	1 ton	AT	20-3/4" x 19-3/4"
CRD9801S	1955-59	1 ton	MT	19 7/8" x 21-3/8"
CRD9802A	1955-59	1/2 ton	AT	19 7/8" x 21-3/8"
CRD9802S	1955-59	1/2 ton	MT	19 7/8" x 21-3/8"
CRD9803A	1955-59	3/4 ton	AT	19 7/8" x 23-1/2"
CRD9803S	1955-59	3/4 ton	MT	19 7/8" x 23-1/2"
CRD1955A	1955-59	Pontiac V8	AT	22-3/8" x 23-1/2"
CRD1955S	1955-59	Pontiac V8	MT	22-3/8" x 23-1/2"
CRD1961A	1960-62	L6/V8	AT	19 7/8" x 21-3/8"
CRD1961S	1960-62	L6/V8	MT	19 7/8" x 21-3/8"
CRD1963A	1960-62	L6/V8	AT	22-3/8" x 23-1/2"
CRD1963S	1960-62	L6/V8	MT	22-3/8" x 23-1/2"
CRD1614A	1963-66	L6/V8	AT	17-3/8" x 24-3/4"
CRD1614S	1963-66	L6/V8	MT	17-3/8" x 24-3/4"

Die Cast Air Cleaner Emblems

Die cast air cleaner emblems, featuring correctly painted crossed flags and a superb chrome plated finish. These unique custom emblems are designed with modern adhesive backing for simple application, offering an elegant custom touch to any engine bay containing a Chevrolet big block engine. Designed for use with OER® open element air cleaners only. May not fit other lids where curvatures are different.

Note: This emblem is not for use with 1965 Chevelle models with the Z16 option.



Die Cast Crossed Flags Air Cleaner Emblems

OER Restoration Parts

These quality die cast air cleaner emblems are similar in shape and size to the crossed flag decals used on the air cleaners of various big block equipped vehicles of the era. Designed with modern adhesive backing for simple, secure application to our OER® 14" diameter open element air cleaner lid, part# 6421832 or 6421833.

Note: This emblem is designed to fit OER® reproduction 1966-73 open element air cleaner for big block engines.

3874908	396
3874909	427
3874910	454
3874911	502

Die Cast Turbo-Jet Horsepower Emblems

OER Restoration Parts

These quality die cast air cleaner emblems are similar in shape and size to the turbo-jet decals used on various big block equipped vehicles of the era. Designed with modern adhesive backing for simple, secure application to our OER® 14" diameter open element air cleaner lid, part# 6421832 or 6421833.

Note: This emblem is designed to fit OER® reproduction 1966-73 open element air cleaner for big block engines.

3874912	375 HP
3874913	400 HP
3874914	425 HP
3874915	450 HP

Emblem Nuts



GM Emblem Speed Nut Sets

Speed nuts for various GM and reproduction emblems that feature 5/16" mounting studs. Speed nuts can be utilized for many of the emblems that don't include attaching nuts. Prepackaged in OER® bag with header card.

K423	4 piece set
K424	8 piece set



1967-69 Camaro Emblem Barrel Nut Kit

Barrel nut kit allows quick and easy installation for fender, header panel, and trunk lid emblems. These barrel nuts are push-on style versus the original twist-on style, which eliminates the need to remove body panels for emblem installation. Prepackaged with OER® header card.

R801	67	standard
R802	67	RS or SS
R803	68	standard
R804	68	RS or SS
R805	69	standard
R806	69	RS or SS



GM Emblem Speed Nuts

Speed nuts for various GM and reproduction emblem mounting studs. Features pliable sealant type gasket attached to nut. Speed nuts can be utilized for many of the emblems that do not include attaching nuts. Prepackaged in OER® polytub with header card.

11502547	1/8"	each
11501047	3/16"	each
R402	1/8"	4 piece kit
R401	1/8"	8 piece kit
R403	3/16"	4 piece kit
R404	3/16"	8 piece kit

Camaro Grill Emblems

1967 Bow Tie

Grill Emblem

GM Restoration Parts

This emblem is a reproduction of the satin brushed chrome finished piece which features the center Bow Tie. For all standard Camaro models without the Z28, Rally Sport or Super Sport options. Manufactured from original GM tooling!



3902894 67 Camaro

1967-68 RS

Grill Emblem

GM Restoration Parts

This grill emblem was originally installed on all 1967-68 Rally Sport Camaro models, and fits Rally Sport grills only. Prepackaged in OER® chipboard box. Finest quality reproduction on the market!



3907915 67-68 Camaro



1967-68 RS/SS Camaro

Grill Emblem

GM Restoration Parts

OER® SS emblem is a superb reproduction of the original! These emblems were originally installed on all 1967 Super Sport Camaro models and 1968 SS Camaro models with the RS option package

Note: Backing plate included.

3918871 67-69 Camaro



1967 Camaro

SS-350 Grill Emblem

GM Restoration Parts

Reproduction of the SS-350 grill emblem as originally installed on 1967 Camaro Super Sport models with 350 engine. This piece will fit standard or Rally Sport Camaro models.

3916610 67 Camaro



1967-68 Camaro SS-396

Grill Emblem

GM Restoration Parts

Reproduction SS-396 grill emblem. Installed on 1967 Camaro models and 1968 Camaro models with the Rally Sport option.

3927599 67-68 Camaro



1968 Camaro SS Standard

Grill Emblem

GM Restoration Parts

Reproduction Super Sport grill emblem installed on all 1968 Camaro models without the Rally Sport option. Includes retainer backing plate for easy mounting to grill.

3919194 68 Camaro

1968 Bow Tie Grill Emblem

GM Restoration Parts

This emblem is a reproduction of the original satin brushed chrome finished piece which features the correct red vertical trim line and black center Bow Tie. For all standard Camaro models without the Z28, Rally Sport or Super Sport options.

3927599 67-68 Camaro



New!



1967-68 Camaro RS Grill Emblem Retainer with Rally Sport Grill

The OER reproduction 1967-1968 retainer is used for RS grill emblems with Rally Sport grills. Attaches to the emblem posts behind the grill and holds the emblem in place. Not for use with Z28 grill emblems. Prepackaged in OER polytube.

K9695 67-68 Camaro

1969 Camaro Bow Tie Grill Emblem

GM Restoration Parts

Reproduction of the GM blue Bow Tie emblem includes backing plate and nuts for easy installation. This emblem was originally installed on all standard Camaro models. Not for use on RS or SS models.

3958639 69 Camaro



1969 Camaro Rally Sport

Grill Emblem

GM Restoration Parts

Reproduction of the RS grill emblem used on all Camaro models with the Rally Sport option. Not for use on SS/RS or SS Camaro models with the standard grill. Includes backing plate and nuts.

3958641 69 Camaro



1969 Camaro Super Sport

Grill Emblem

GM Restoration Parts

This OER® quality reproduction emblem is for 1969 Super Sport Camaro models. Fits all standard SS models. Officially Licensed by General Motors. Will not fit Rally Sport models. Includes backing plate.

3981921 69 Camaro



1969 Camaro SS/RS Grill Emblem

GM Restoration Parts

Correct replacement of the Super Sport grill emblem installed on all 1969 Super Sport Camaro models equipped with Rally Sport option.

Note: Includes backing plate and nuts.

3943229 69 Camaro



1969 Z/28 Grill Emblem

GM Restoration Parts

Superb reproduction of the Z/28 emblem installed on all 1969 Z/28 Camaro models. Includes the backing plate for easy installation.

3949517 69 Camaro



Camaro Grill/Header Panel Emblems



1970-73 Camaro Super Sport Grill Emblem

This OER® quality reproduction emblem is for 1970-73 Camaro Super Sport models without the Rally Sport option. Includes backing plate and nuts. Officially Licensed by General Motors.

6263015 70-73 SS w/o RS



1972-73 Z28 Grill Emblem

Reproduction of the Z28 grill emblem as originally installed on 1972-73 Z28 Camaro models. Officially Licensed by GM. Prepackaged in OER® chipboard box.

338239 72-73 Z28



1978 Type LT Grill Emblem

Reproduction "Type LT" grill emblem for 1978 Camaro models with Type LT option. Die cast emblem is manufactured and designed to fit exactly as original. Features correct color painted areas and font style. Includes mounting clips for installation.

468595 78 Camaro


1980-81 Standard Grill Emblem

A high quality reproduction of the standard grill emblem installed on 1980-81 Camaro models. Features the word Camaro along with the Chevrolet Bow Tie emblem on the top portion of the emblem.

14016384 80-81 Camaro



14024334



green silver charcoal gold red orange

GM Restoration Parts

1980-81 Z28 Grill Emblems

Reproduction grill emblem for all 1980-81 Camaro Z28 models. Features correct font, dimensions and tri-color fade from dark to light. Comes prepackaged in OER® polytube with header card.

14024334	80	blue
14024335	80	green
14024332	80-81	silver
14024333	80-81	charcoal
14024336	80-81	gold
14024337	80-81	red
14024338	80-81	orange



3910000



3912192

1986 Camaro Header Panel Emblem

Header panel emblem found on all 1986 Camaro models can also be installed on the trunk lid without spoiler. Prepackaged in OER® chipboard box with GM Restoration Parts™ logo.

3910000	67	Chevrolet script
3912192	67	Camaro emblem



1988-89 Camaro by Chevrolet Header Panel Emblem

OER® reproduction of the Camaro by Chevrolet header panel emblem. This emblem is die cast and is Officially Licensed by General Motors! Prepackaged in OER® chipboard box.

3916654 68-69 Camaro

1970 Camaro Header Panel Emblem

GM Restoration Parts



Installs exactly as original! This reproduction emblem used exclusively on 1970 Camaro models, features the correct black outline around the lettering. Prepackaged in OER® chipboard box with GM restoration parts logo.

3982037 70 Camaro

1971-73 Header Panel Emblem

GM Restoration Parts



Installs exactly as original! This reproduction emblem used exclusively on 1971-73 Camaro models, features the correct black outline around the lettering. Prepackaged in OER® chipboard box with GM restoration parts logo.

3996683 71-73 Camaro

1986-92 Header Panel Emblem

GM Restoration Parts



OER® reproduction of the header panel emblem that was originally installed on 1986-87 Camaro IROC, 1987 Camaro RS and 1988-92 standard Camaro models. Featuring red, white and blue stripes with black trim on the upper section of the emblem and a silver Chevy Bow Tie against a black background on the bottom.

14083968 86-92 Camaro

1993-02 Header Panel Emblem

GM Restoration Parts



Reproduction header panel emblem for 1993-02 Camaro models. Manufactured to original specifications. Located on the upper portion of the front bumper.

10193494 93-02 Camaro

Chevrolet Hood/Fender Emblems

COWL
INDUCTION
COWL
INDUCTION

GM Restoration
Parts

1967-69 Camaro/Chevelle Cowl Induction Hood Emblems

Reproduction Cowl Induction hood emblem for 1967-69 Camaro/Chevelle models with the cowl induction hood option. Officially Licensed by GM. Prepackaged in OER® chipboard box.

Note: Set includes 2 Cowl emblems and 2 Induction emblems.

K194 67-69 Camaro/Chevelle

302

GM Restoration
Parts

1969 302 Camaro Hood Emblem

OER®'s "302" hood emblem is a superb reproduction of the original! These emblems were originally installed on 1969 Z/28 Camaro models with the cowl induction hood package. Officially Licensed by GM. Prepackaged in OER® chipboard box.

3961496 69 Z/28 w/CI hood



K677

K678

YENKO®
LICENSED PRODUCT

Yenko 427 Hood Panel Emblem

Reproduction Yenko "427" emblem for LH and RH fenders, as well as the hood, and rear panel. OER® offers this rare emblem for the chosen few. 3 required per vehicle. Sold individually.

K677 w/o bar (tape mounted)
K678 w/bar (stud mounted)

Camaro

GM Restoration
Parts

1967 Camaro Fender Emblem

This is the correct emblem installed on all 1967 Camaro models regardless of engine size or options. This is a high quality reproduction of the emblem excluding the flaws the original emblem contained. Prepackaged in OER® chipboard box with GM restoration parts logo.

3907901 67 Camaro

SS

1967 Camaro SS Front Fender Emblem

GM Restoration
Parts

OER® reproduction of the original style SS emblems for 1967 SS-350 or SS-396 Camaro models. This emblem installs on the forward section of the fender, one pair required per side.

3917718 67 Camaro

RS

1967 Camaro RS Fender Emblem

GM Restoration
Parts

OEM quality reproduction of the original style "RS" emblem for 1967 Rally Sport Camaro models without the Super Sport option, installs on the forward section of the fender. One pair required per side. Prepackaged in OER® chipboard box with GM Restoration Parts™ logo.

3904573 67 Camaro



GM Restoration
Parts

1964-67 V-Flags Fender Emblem

Each emblem has the correct red, white and blue color bands in the center, the red background LH flag and the black and white checkered victory flag on the RH side. Prepackaged in OER® chipboard box with GM restoration parts logo.

1967 Camaro
1965-67 Chevy II/Novo
1964-67 full size Chevrolet

3840318 64-67 GM



1965-67 396 V-Flags Fender Emblem

GM Restoration
Parts

Show quality recreation of the emblem found on all 1967 "SS-396" Camaro models as well as various other Chevrolet models.

1967 Camaro
1965-67 full size Chevrolet

3867312 65-67 GM

1965-66 283 Front Fender Emblem

Reproduction of the correct 283 front fender emblem for 1965-66 models. Prepackaged in OER® chipboard box with GM Restoration Parts™ logo.

1965 Chevy II/Novo
1965 Chevelle
1965-66 full size Chevrolet

3865833 65-66 GM

1965-67 327 Front Fender Emblem

Reproduction of the correct 327 front fender emblem for 1965-67 models. Prepackaged in OER® chipboard box with GM Restoration Parts™ logo.

1967 Camaro
1965-67 Chevy II/Novo
1965-67 full size Chevrolet

3865834 65-67 GM

1965-67 350 Front Fender Emblem

Correct 350 front fender emblem for 1967 "350" Super Sport and SS/RS Camaro and other models. Prepackaged in OER® chipboard box with GM Restoration Parts™ logo.

1967 Camaro SS and SS/RS
1966-67 Chevy II/Novo
1965-67 full size Chevrolet

3905718 65-67 GM

Camaro/Nova Fender Emblems



GM Restoration Parts

1969-72 Camaro SS Fender Emblem

Reproduction 2 piece "SS" emblem for all 1969-72 Camaro models equipped with 350 or 396 engines. Features the correct off-white color with a polished outer chrome border unlike the current GM service replacement emblems which feature black lettering.

3953634 69-72 2 required



GM Restoration Parts

1968-69 Camaro Fender Emblem

OER® authorized die cast reproduction of the Camaro fender emblem. Prepackaged in OER® chipboard box.

3916660 68-69 Camaro



1968 Z/28 Fender Emblem

High quality reproduction of the Z/28 front fender emblem for 1968 Camaro models. Features correct color red and white paint and locating studs for correct installation. Prepackaged in OER® chipboard box with GM restoration parts logo.

3947011 68 2 required



1968 SS Fender Emblem

Reproduction of the one piece 1968 Camaro "SS" front fender emblem. This emblem features the correct eggshell white paint with a black background, easy installation with correct locating studs on rear of emblem. Prepackaged in OER® chipboard box with GM restoration parts logo.

3919197 68 2 required



GM Restoration Parts

1968 Camaro 327 Fender Emblem

Original 327 front fender emblems are impossible to find. Try this show quality reproduction, featuring correct locating studs for easy installation. Prepackaged in OER® chipboard box with GM restoration parts logo.

3927483 68 LH
3927484 68 RH



GM Restoration Parts

1968 Rally Sport Fender Emblem

This emblem is produced in polished chrome and features the mounting studs for correct installation. Prepackaged in OER® chipboard box with GM restoration parts logo.

3916692 68 2 required



GM Restoration Parts

1968 Camaro 350 Fender Emblem

Well crafted reproduction of the 350 front fender emblem featuring correct locating studs for easy installation. Prepackaged in OER® chipboard box with GM restoration parts logo.

3927485 68 Camaro LH
3927486 68 Camaro RH



YENKO
LICENSED PRODUCT

1967-69 Yenko Fender Emblem

OER® reproduction of the "Yenko" dealership fender/rear panel emblems. This emblem features the correct Yenko lettering against a red, white and blue shield.

K80013 67-69



GM Restoration Parts

1968 Camaro 396 Fender Emblem

Correct emblem for all Camaro models with a 396 engine. Features the correct eggshell white lettering with polished chrome edges.

3927487 68 Camaro LH
3927488 68 Camaro RH



GM Restoration Parts

1969 Z/28 Fender Emblem

High quality reproduction Z/28 front fender emblem for 1969 Camaro models. Features correct color red and white paint and locating studs for correct installation. Prepackaged in OER® chipboard box with GM restoration parts logo.

3957935 69 2 required



GM Restoration Parts

1969-74 307 Fender Emblem

Original style reproduction 307 front fender emblem for 1969 Camaro and 1970-74 Nova models. Features locating studs for easy installation. Prepackaged in OER® chipboard box with GM restoration parts logo.

3957933 69 Camaro
3957933 70-74 Nova

Camaro/Nova Fender/Rocker Emblems



1969 327 Fender Emblem

This OER® reproduction of the 327 front fender emblem for 1969 Camaro and Nova models. Features the locating studs for correct installation. Prepackaged in OER® chipboard box with GM restoration parts logo.

3953625 69 2 required



1969 Camaro 350 Fender Emblem

Reproduction 350 front fender emblems. Features locating studs. Prepackaged in OER® chipboard box with GM Restoration Parts™ logo.

3953627 69 2 required



1969 Camaro 396 Fender Emblem

Reproduction LH or RH 396 front fender emblem. Correct locating studs featured for easy installation. Prepackaged in OER® chipboard box with GM Restoration Parts™ logo.

3953629 69 Camaro



Yenko 427 Fender Emblem

Reproduction Yenko "427" emblem for LH and RH fenders as well as the hood and rear panel. OER® offers this rare emblem for the chosen few. 3 required per vehicle. Sold individually.

K677 w/o bar (tape mounted)

K678 w/bar (stud mounted)



1970-74 Camaro Fender Emblem

OER® die cast reproduction of the Camaro fender emblem. This popular emblem can be purchased under the OER® brand name. Prepackaged in OER® chipboard box.

9632310 70-74 Camaro



1970-73 Rally Sport Fender Emblem

This OER® quality reproduction emblem is for all 1970-73 Rally Sport Camaro front fenders. This die cast reproduction is manufactured to exact factory specifications and features bright chrome plating and correct enamel finish. Officially Licensed by General Motors.

3981852 70-73 Rally Sport



1970-74 Camaro Z28 Fender Emblem

High quality reproduction GM fender emblem for 1970-74 Z28 Camaro models. Manufactured to original specifications and features correct red colored "Z" and silver "28" numbers. Includes the original self-cutting speed nuts for easy installation. Officially licensed GM Restoration product. Prepackaged in OER® box with GM logo.

K4755 70-74 Z28



1970-75 350 Fender Emblem

Superb reproduction "350" front fender emblem for 1970-75 standard Camaro models. Prepackaged in OER® chipboard box with GM Restoration Parts™ logo.

3984095 70-75



1975-77 Camaro Fender Emblem

Front fender emblem originally installed on 1975-77 standard Camaro models without Z28 or Rally Sport options.

3582798 75-77 Camaro



1978-81 Camaro Fender Emblem

Reproduction fender emblem for 1978-81 Camaro models. Die cast reproduction is manufactured to original factory specifications and features a satin chrome finish. Prepackaged in OER® chipboard box.

468580 78-81 Camaro



1982-87 Z28 Rocker Panel Emblem

Reproduction rocker panel emblems for 1982-87 Camaro Z28 models. Manufactured with the correct coloration and dimensions of the original. Prepackaged in OER® chipboard box.

20336591	82-84	red
20428336	83-84	charcoal
20544119	85	dk blue
20554150	85-86	red
20615650	86-87	dk blue met
20554148	85-87	silver
20544118	85-87	gray
20554149	85-87	dk gold
20544122	85-87	dk red



1991-92 Z28 Rocker Panel Emblems

Reproduction Camaro Z28 rocker panel emblem for 1991-92 models. Prepackaged in OER® box.

10179122	91-92	silver
10179123	91-92	red

Camaro Trunk/Rear Emblems

Chevrolet

GM Restoration Parts

1967 Camro Trunk Emblem

Correct trunk lid emblem found on all 1967 Camaro models without rear spoiler, can also be installed on the front header panel. Prepackaged in OER® chipboard box.

3910000 67 Camaro

camaro

GM Restoration Parts

1967 Camaro Trunk Emblem

Trunk lid emblem found on all 1967 Camaro models without rear spoiler, can also be installed on the front header panel. Prepackaged in OER® chipboard box with GM Restoration Parts™ logo.

3912192 67 Camaro

Camaro
BY CHEVROLET

1968-69 Camaro by Chevrolet Trunk Emblem

GM Restoration Parts

OER® die cast reproduction of the Camaro by Chevrolet trunk emblem. Emblem is Officially Licensed by General Motors! Prepackaged in OER® chipboard box.

3916654 68-69 Camaro



GM Restoration Parts

1969 Camaro Rear Panel Emblem

Reproduction rear panel emblem which features the correct die cast black and chrome housing and blue plastic center Bow Tie. Officially Licensed by GM. Prepackaged in OER® chipboard box.

Note: Not for Z28, Rally Sport or Super Sport options.

8701158 69 Camaro

SS

GM Restoration Parts

1969 Camaro SS Rear Panel Emblem

This OER® quality reproduction emblem is for 1969 SS Camaro rear tail panels. This die cast reproduction is manufactured to exact factory specifications and features bright chrome plating and correct enamel finish. Officially Licensed by General Motors.

8701110 69 Super Sport

RS

GM Restoration Parts

1969 Camaro RS Rear Panel Emblem

This OER® reproduction emblem is for 1969 Rally Sport Camaro rear tail panels. This die cast reproduction is manufactured to original factory specifications and features chrome and enamel finish. Prepackaged in OER® chip board box.

8701129 69 RS

Z/28

GM Restoration Parts

1969 Z/28 Rear Panel Emblem

This OER® reproduction emblem is for 1969 Z/28 Camaro rear tail panels. This die cast reproduction is manufactured to original factory specifications and features chrome and enamel finish. Officially Licensed by GM. Prepackaged in OER® chipboard box.

8701333 69 Z28



YENKO
LICENSED PRODUCT

1967-69 Yenko Rear Panel Emblem

OER® reproduction of the "Yenko" dealership fender/rear panel emblems. This emblem features the correct Yenko lettering against a red, white and blue shield.

K80013 67-69 Yenko

427

K677

YENKO
LICENSED PRODUCT

K678

Yenko 427 Rear Panel Emblem

Reproduction Yenko "427" emblem for the LH and RH fenders as well as the hood and rear panel. OER® offers this rare emblem for the chosen few. 3 required per vehicle. Sold individually.

K677 w/o bar (tape mounted)
K678 w/bar (stud mounted)

Camaro
BY CHEVROLET

GM Restoration Parts

1970 Camaro Trunk Emblem

Reproduction 1970 rear trunk lid emblem. Features correct chrome finish. Prepackaged in OER® chipboard box with GM Restoration Parts™ logo.

8704053 70 Camaro

C*Camaro*

GM Restoration Parts

1971-72 Camaro Trunk Emblem

Reproduction trunk emblem for 1971-72 Camaro models. Features the correct acrylic coated face over the large letter "C" in a red background. Prepackaged in OER® chipboard box with GM logo.

9869701 71-72 Camaro

Z28

GM Restoration Parts

1970-73 Z28 Rear Spoiler Emblem

OER® reproduction emblem is for 1970-73 Z28 Camaro rear Spoilers. This die cast reproduction is manufactured to original factory specifications and features chrome and enamel finish.

3981889 70-73 Z28

Camaro Rear/Fuel Door Emblems



1974-77 Camaro Type LT Emblem

Reproduction 1974-77 Camaro Type LT emblem. Emblem is located on 1974-75 sail panels, and 1975-77 rear panel. Available with mounting pins or adhesive backed for attachment.

9633382 74-76 w/3 mounting pins

9633382A 74-76 w/adhesive

20053662 77 w/2 mounting pins



9630078



9631853

GM Restoration Parts

1973-74 Camaro Type LT Emblems

Reproduction 1973-74 Camaro Type LT emblem. This emblem is located on 1973-74 sail panels, and 1973 rear panel. Includes mounting clips.

9630078 1973 sail panel

9631833 1974 sail panel

9630078 1973 rear panel



14083664



82-84 red charcoal blue/silver 85-86 red silver



dk blue met dk blue met dk blue met dk blue met

GM Restoration Parts

1982-87 Z28 Rear Panel Emblem

Reproduction rear panel emblem for all 1982-87 Camaro Z28 models. Precision molded adhesive-backed emblem features correct font, dimensions and tri-color fade and Bow Tie logo. Comes prepackaged in OER® polytube.

14065284 82-84 red

14065280 83-84 charcoal

14083664 85 blue/silver

14083669 85-86 red

14083662 85-86 silver

14083663 85-87 gray

14083667 85-87 dark gold

14083670 85-87 dark red

14090241 86-87 blue metallic



10096305



10096306

GM Restoration Parts

1988 Camaro Rear Panel Emblem

Reproduction of the emblem that attaches to the rear panel on 1988 Camaro models. Features the correct font, color and Bow Tie as original.

10096305 88 gold

10096306 88 silver



1989-90 Camaro RS

Rear Panel Emblem

GM Restoration Parts

Reproduction rear panel emblem for 1989-90 Camaro Rally Sport models. Features correct tri-color fade and champagne Bow Tie as original. Each emblem comes prepackaged in an OER® chipboard box.

10118557 89-90 Camaro



10158545



10158546

1991-92 Camaro Z28 Rear Panel Emblems

GM Restoration Parts

Correct reproduction emblems for 1991-92 Camaro Z28 models. Prepackaged in OER® box.

10158545 91-92 silver

10158546 91-92 red

GM Restoration Parts

1978-79 Camaro Fuel Door Emblem

OER® reproduction of the fuel door emblem for 1978-79 Camaro models. Each finely crafted emblem is correct in every detail right down to the color. Prepackaged in OER® chipboard box.

9635455 78-79 Camaro



GM Restoration Parts

1979 Z28 Fuel Door Emblem

OER® reproduction of the fuel door emblem for 1979 Z28 models. Each finely crafted emblem is correct in every detail right down to the color. Prepackaged in OER® chipboard box.

9634629 79 Z28



GM Restoration Parts

1980-81 Berlinetta Fuel Door Emblem

OER® reproduction of the fuel door emblem for 1980-81 Berlinetta models. Each finely crafted emblem is correct in every detail right down to the color. Prepackaged in OER® chipboard box.

9637557 80-81 Berlinetta



9637809



silver charcoal blue green



gold red orange

GM Restoration Parts

1980-81 Z28 Fuel Door Emblem

OER® reproduction of the Z28 fuel door emblems meticulously reproduced in the correct colors as shown here. Prepackaged in OER® chipboard box with GM restoration parts logo.

9637803 80-81 silver

9637804 80-81 charcoal

9637805 80-81 blue

9637806 80-81 green

9637807 80-81 gold

9637808 80-81 red

9637809 80-81 orange

Interior Emblems for GM Models



1696122



7746554

1967-69 Camaro Standard Door Panel Emblem

Restoration Parts

Reproduction door panel emblem for 1967-69 Camaro models with standard interior. Sold in pairs. Prepackaged in OER® chipboard box.

7696122 67 Camaro

7746554 68-69 Camaro



1967 Camaro Deluxe Door Panel Emblems

Restoration Parts

OER® reproduction door panel emblem for 1967 Camaro models with a deluxe interior. Manufactured with a bright chrome finish and black accents.

7698289 67 Camaro



Restoration Parts

1968 Camaro Glove Box Emblem

OER®'s superb reproduction of the deluxe interior Camaro script glove box emblem. Mounts on the glove box door. Prepackaged in OER® chipboard box.

3921874 68 Camaro



1968-69 Camaro Deluxe Door Emblems

Restoration Parts

OER®'s superb reproduction of the deluxe interior Camaro door panel emblems. Prepackaged in OER® chipboard box.

7754200 68-69 Camaro



1969 Camaro Instrument Panel Emblem

Restoration Parts

OER®'s superb reproduction of the deluxe interior Camaro script glove box emblem. Mounts on the glove box door. Prepackaged in OER® chipboard box.

3950003 69 Camaro

New!



1970-72 Impala Door Panel Emblems

OER® reproduction of the door panel emblems for 1970-72 Impala models. Emblems are made from zinc die cast. Feature a high quality chrome plating with the black accent paint as original. Includes mounting hardware. Sold as a pair.

87072 70-72 Impala



1968-69 Camaro Forward Console Plate Emblem

Restoration Parts

Small die cast reproduction of the chrome plated emblem that fits directly on the forward section of the console. This emblem is for 1968-69 consoles which were *not* originally equipped with console gauges.

3918614 68-69 Camaro



1969-70 GM

Astro Ventilation Emblem

OER® quality die cast reproduction of the *Astro Ventilation* emblem for 1969 Chevelle sport coupe, convertible, 1969 passenger models including Impala, Bel Air, Biscayne, and Caprice; 1969-70 Camaro and Firebird. Also used with other GM vehicles including Buick and Oldsmobile. Prepackaged in OER® chipboard box.

3950046 69-70 GM



1978-81 Camaro Deluxe Door Panel Emblems

Restoration Parts

Correct replacement of the door panel emblem installed on 1978-81 Camaro models equipped with the deluxe interior option. Sold in pairs. Officially licensed by GM. Prepackaged in OER® chipboard box.

20092045 78-81 Camaro

Reproduction Emblems for Chevrolet

1964 Chevrolet Full Size

Hood Emblem Insert Restoration Parts

Reproduction Bow Tie hood emblem insert for all 1964 full size Chevrolet models including Impala, Bel Air, and Biscayne. This acrylic insert is manufactured to factory specifications with the correct colors and attaches to the hood lip molding, as original.

864004 64 Full Size

1964-67 Chevrolet V-Flags

Fender Emblem Restoration Parts

Each emblem has the correct red, white and blue color bands in the center, the red background LH flag and the black and white checkered victory flag on the RH side. Prepackaged in OER® chipboard box with GM restoration parts logo.



1967 Camaro
1965-67 Chevy II/Nova
1964-67 Full size Chevrolet

3840318 64-67 GM

1966-67 Chevrolet Full Size 427

Turbo-Jet Fender Emblem Restoration Parts

Reproduction "427 Turbo-Jet" fender emblem for 1966-67 full size Chevrolet models with a 427 engine.

Features a beautiful chrome finish and correct color V-flags for an original appearance. Includes hardware. Comes prepackaged in an OER® chipboard box.



3878607 66-67 Full Size

Super Sport

Restoration Parts

1965-66 Impala SS Fender Emblem

Reproduction fender emblem for 1965-66 Impala Super Sport models. This emblem features the correct font script and chrome finish for an authentic appearance. Includes mounting hardware. Prepackaged in OER® box.

3867735 65-66 Impala



Restoration Parts

1962 Impala Quarter Emblems

Reproduction quarter panel emblems for 1962 Impala models without SS. Features a beautiful chrome finish and includes hardware. Comes prepackaged in an OER® chipboard box.

3872641 62 Impala



Restoration Parts

1962 Impala SS Quarter Emblems

Reproduction quarter panel emblems for 1962 Impala SS models. Features a beautiful chrome finish and correct red lettering. Includes hardware. Comes prepackaged in an OER® chipboard box.

3813889 62 Impala



Restoration Parts

1963 Impala Quarter Emblems

Reproduction quarter panel emblems for 1963 Impala models without SS. Features a beautiful chrome finish and includes hardware. Comes prepackaged in an OER® chipboard box.

3832299 63 Impala



Restoration Parts

1963 Impala SS Quarter Emblems

Reproduction quarter panel emblems for 1963 Impala SS models. Features a beautiful chrome finish and correct red lettering. Includes hardware. Comes prepackaged in an OER® chipboard box.

3827300 63 Impala



Restoration Parts

1964 Impala Quarter Emblems

Reproduction quarter panel emblems for 1964 Impala models without SS. Features a beautiful chrome finish and includes hardware. Comes prepackaged in an OER® chipboard box.

3852381 64 Impala



Restoration Parts

1964 Impala SS Quarter Emblems

Reproduction quarter panel emblems for 1964 Impala SS models. Features a beautiful chrome finish and correct red SS lettering. Includes hardware. Comes prepackaged in an OER® chipboard box.

3851724 64 Impala



Restoration Parts

1962 Impala SS Trunk Lid Emblem

Reproduction trunk lid emblem for 1962 Impala Super Sport models. Each emblem is manufactured with a bright chrome finish with red coloring and correct mounting studs as original. Includes installation hardware. Prepackaged in OER® box.

3813890 62 Impala

Firebird Reproduction Emblems

1967-68 Firebird Arrowhead Bumper Emblem

Emblem GM Restoration Parts

Superb reproduction of the bumper emblem installed on all 1967-68 400 Firebird models. Correct in every detail right down to the correct color. Emblem can also be installed on 1969 Firebird 400's. Officially Licensed by GM. Prepackaged in OER® chipboard box.

9747207 67-68 standard



GM Restoration Parts

1967-69 Pontiac Grill Emblem

Pontiac emblem originally installed on 1967-69 Firebird models. This emblem is manufactured with the correct white paint in center with chrome as pictured. Correct reproduction of the original emblem.

485602 67-69 Pontiac



GM Restoration Parts

1968-69 Firebird 350 Hood Emblem

Reproduction of the 1968-69 Firebird 350 hood emblem designed to replace the original. Manufactured to exact specifications. Includes mounting hardware and is prepackaged in an OER® Chipboard box. Sold in pairs

F1252 68-69 Firebird

GM Restoration Parts

1970-71 Firebird Front Panel Emblem

High quality emblem has the correct contour to the front nose panel and fits perfectly. This emblem fits Firebird, Formula, and Esprit models.

Note: Not used on Trans Am models.

481543 70-71 Firebird



GM Restoration Parts

1967-69 Firebird 400 Hood Emblem

Reproduction of the 1967-69 Firebird 400 hood emblem designed to replace the original. Manufactured to exact specifications. Includes mounting hardware and is prepackaged in an OER® Chipboard box. Sold in pairs

F1251 67-69 Firebird



1977-81 Firebird Front End Panel Crest

GM Restoration Parts

Reproduction front end panel crest emblem which was installed on 1977-81 Firebird models.

499724 77-81



1978-81 Firebird Front End Panel Crest

GM Restoration Parts

Reproduction of the front end panel crest emblem for 1978-81 Esprit and Special Edition Trans Am front end panels.

10005607 78-81



GM Restoration Parts

1967-69 Firebird Fender Emblem

Reproduction fender emblem installed on 1967-69 Firebird models. Emblem will replace your original exactly. Officially Licensed by GM. Prepackaged in OER® chipboard box.

9796319 67-69 Firebird



GM Restoration Parts

1967-68 Firebird Fender Emblem

Reproduction fender emblem for all 1967-68 Firebird models. Replaces your original exactly and features the correct color scheme for an exact match. Prepackaged in OER® chipboard box.

9789589 67-68 Firebird



GM Restoration Parts

1970-73 Firebird Fender Emblem

Reproduction Firebird fender emblem for 1970-73 models. Manufactured to exact specifications featuring the correct colors. Can be used on the outer sail panel by removing the metal posts on the back of the emblem and attaching with emblem mounting tape.

487708 70-73 Firebird



GM Restoration Parts

1971-81 Firebird Fender Emblem

Reproduction of the 1971-81 Firebird front fender emblem designed to replace the original. Manufactured to exact specifications. Includes mounting hardware and is prepackaged in an OER® Chipboard box.

486904 71-81 Firebird



GM Restoration Parts

1972-75 Formula 400 Fender Emblem

OER® reproduction Formula 400 fender emblem for 1972-75 Firebird Formula 400 models. Manufactured to factory specifications and features a bright chrome finish with black accents.

487744 72-75 Formula 400

Firebird Reproduction Emblems



GM Restoration Parts

1967 Firebird Fuel Tank Door Emblem

High quality reproduction fuel tank door emblem. This chrome plated, red and black filled bird was originally installed on later 2nd design 1967 models.

Note: This reproduction does not feature the finger lift feature for opening the gas tank.

9789710 67 Firebird



GM Restoration Parts

1968 Firebird Fuel Tank Door Emblem

High quality reproduction fuel tank door emblem. This chrome plated, red and black filled bird was originally installed on all 1968 Firebird models.

Note: This reproduction does not feature the finger lift feature for opening the gas tank.

9785962 68 Firebird



GM Restoration Parts

1967-69 400 Trunk Lid Emblem

High quality die cast reproduction 400 trunk lid emblem for 1967-69 Firebird models with 400 engines. Includes two mounting nuts for easy installation.

7728616 67-69 Firebird



GM Restoration Parts

1967-69 Pontiac Rear Panel Emblem

High quality reproduction P-O-N-T-I-A-C rear panel letters for 1967-69 Firebird models. Includes all 7 individual letters. Each letter features the original studs allowing easy installation as original.

K757 67-69 Pontiac

PONTIAC

GM Restoration Parts

1970-73 Pontiac Tail Panel Letters

OER® reproduction of the P-O-N-T-I-A-C letters for 1970-73 Firebird models. Letters mount to the tail panel and are chrome plated as original.

K1049 70-73 Pontiac



GM Restoration Parts

1969 Firebird Trunk Lock Bezel

Quality OER® reproduction trunk lock bezel for 1969 Firebird models. Features a detailed die cast bird design with correct color painted inserts.

8742310 69 Firebird



GM Restoration Parts

1970-73 Firebird Trunk Lid Emblem

Reproduction trunk lid emblem for 1970-73 Firebird models. Manufactured to original specifications with red and black coloring and bright chrome accents.

8704055 70-73 Firebird



GM Restoration Parts

1968-69 Firebird Door Panel Emblem

Reproduction of inner door panel emblem for 1968-69 Firebird models with deluxe interior. Emblems feature the correct mounting fasteners for easy installation.

7771090 68-69 2 required



9844416



3063896

GM Restoration Parts

1970-81 Firebird Door Panel Emblems

From 1970-81, Firebird models which were originally equipped with power windows had a special emblem that installed directly over the standard window handle hole. This eliminated the need for General Motors to produce a separate panel for power windows.

9844416 70-81 black and red
3063896 76-81 black and gold



GM Restoration Parts

1968-69 Firebird Glove Box Emblem

Correct reproduction of the emblem found on the glove box door for 1968-69 Firebird models. This is a high quality die cast reproduction of the original emblem.

9789588 68-69 Firebird



GM Restoration Parts

1970-77 Firebird Dash Panel Emblem

Quality reproduction instrument panel emblem for 1970-77 Firebird models. Improve the overall appearance of your dash with this OEM style emblem. This trim emblem installs on the passenger side of the dash panel.

481542 70-77 Firebird

Chevy II/Nova Reproduction Emblems



1966 Nova SS Grill Emblem

Correct reproduction grill emblem for 1966 Chevy II/Nova models with the SS option. This emblem installs on the left side of the grill. Features the SS letters in red with a black background as original.

3875713 66 Nova SS



1966 Chevy II Grill Emblem

Show quality recreation of the "Chevy II" grill emblem found on all 1966 Chevy II models. Officially Licensed by GM. Prepackaged in OER® chipboard box.

3874540 66 Chevy II



1969-72 Nova Bow Tie Hood Lip Emblem

Excellent quality reproduction of the "Bow Tie" hood lip emblem for 1969-72 Nova models. This is a die cast reproduction hood lip emblem featuring an injection molded blue Bow Tie. Officially Licensed by GM. Prepackaged in OER® chipboard box.

3953840 69-72 Nova



1968-69 Nova SS Grill Emblem

OER® reproduction of the Super Sport grill emblem which was installed on 1968-69 Nova models with the Super Sport option. Includes backing plate and speed nuts. Officially Licensed by GM.

Note: Backing plate available separately.

3918871 68-69 Nova



GM Restoration Parts

1970-72 Nova SS Grill Emblem

Show quality recreation "SS" grill emblem for 1970-72 Nova Super Sport models. Prepackaged in OER® chipboard box.

3940538 70-72 Nova SS



GM Restoration Parts

1977-79 Nova Rally Grill Emblem

Reproduction Nova Rally grill emblem for 1977-79 models with Rally package. Die cast emblem featuring correct coloration. Prepackaged in OER® chipboard box.

372940 77-79 Nova



GM Restoration Parts

1973-74 Nova SS Grill Emblem

Reproduction "SS" grill emblem for 1973-74 Nova Super Sport models. Die cast reproduction includes the emblem, backing plate and hardware. Prepackaged in OER® chipboard box.

6258813 73-74 Nova



GM Restoration Parts

1975 Nova Custom Grill Emblem

Die cast reproduction Nova Custom grill emblem for 1975 Nova Custom models except LN or SS models.

358744 75 Nova



GM Restoration Parts

1973-74 Nova Bow Tie Grill Emblem

OER® reproduction Bow Tie grill emblem for 1973-74 Nova models. Manufactured to factory specifications and features a bright chrome finish with original gold coloring.

6260838 73-74 Nova



GM Restoration Parts

1975 Nova Bow Tie Grill Emblem

Reproduction Bow Tie grill emblem for 1975 Nova models except LN or SS models.

358742 75 Nova



4883156



3832828

1963-64 Nova SS Fender/Quarter Panel Emblem

Excellent quality reproduction of the "Nova SS" fender/quarter panel emblem for 1963-64 Nova SS models. 2 required per vehicle. Officially Licensed by GM. Prepackaged in OER® chipboard box. 1963 models have red SS with a black bar, and the 1964 models have white SS with a red bar.

4883156 63 Nova

3832828 64 Nova



GM Restoration Parts

1968-72 Nova Front Fender Emblem

Superb reproduction "Nova" front fender emblem installed on all 1968-72 standard Nova models. Officially Licensed by GM. Prepackaged in OER® chipboard box.

3953676 68-72 Nova

Chevy II/Nova Reproduction Emblems



1969-70 Yenko Fender/Rear Panel Emblem

YENKO
LICENSED PRODUCT

OER® reproduction of the "Yenko" dealership fender/rear panel emblem. Emblem features the correct Yenko lettering against a red, white and blue shield.

KB0013 69-70 Yenko

GM Restoration Parts

1970-74 Nova 350 Fender Emblem

This chrome plated die cast emblem is manufactured with the numbers painted white as original.

3970546 70-74 Nova

GM Restoration Parts

1973-74 Nova Fender Emblem

OER® reproduction Nova fender emblem for all 1973-74 models. Installs on the rear section of the front fender. Each emblem features mounting studs for installation.

6258150 73-74 Nova



GM Restoration Parts

1977-79 Nova Rally Fender Emblem

Reproduction Nova Rally fender emblem for 1977-79 models with Rally package. Die cast emblem features correct coloration.

372939 77-79 Nova

1966-67 Nova Super Sport Quarter Panel Emblem

GM Restoration Parts

Reproduction of the quarter panel emblem for 1966-67 Chevy II/Nova Super Sport models. Manufactured to factory specifications with the correct font script and chrome finish. 2 required per vehicle. Prepackaged in OER® box.

4227012 66-67 Nova

1966-67 Nova Std. Rear Quarter Panel Emblem

GM Restoration Parts

This OER® quality reproduction emblem is for 1966-67 standard Nova quarter panels. Die cast reproduction is manufactured to exact factory specifications and features bright chrome plating and correct enamel finish. Officially licensed by General Motors. Not for Super Sport Models. Sold in pairs.

4226981 66-67 Nova

GM Restoration Parts

1968-72 Nova Trunk Lid Emblem

OER®'s "Nova by Chevrolet" trunk lid emblem is a superb reproduction of the original! Emblem is installed on 1968-72 Nova models. Officially Licensed by GM. Prepackaged in OER® chipboard box.

8728940 68-72 Nova

GM Restoration Parts

1963-64 Nova SS Trunk Lid Emblem

OER®'s "Nova SS" trunk lid emblem is a superb reproduction of the original! Emblems is installed on all 1963-64 Nova SS models. Officially Licensed by GM. Prepackaged in OER® chipboard box.

3793606 63-64 Nova

1977 Nova "Chevrolet Concours" Trunk Emblem

GM Restoration Parts

Reproduction trunk emblem for 1977 Nova Concours models. Features correct chrome finish and proper script font for an authentic appearance. Attaches to the passenger side of the trunk lid with an adhesive back installation as original. Sold individually. Comes prepackaged in OER® box.

20014406 77 Nova

GM Restoration Parts

1968-72 Nova SS Rear Panel Emblem

OER® reproduction of the "SS" rear panel emblem for 1968-72 Nova Super Sport models. Officially Licensed by GM. Prepackaged in OER® chipboard box.

7795107 68-69 Nova

8702427 70-72 Nova



GM Restoration Parts

1966-67 Chevy II Door Panel Emblems

Correct replacement of the door panel emblem installed on 1966-67 Chevy II models. Sold in pairs. Officially Licensed by GM. Prepackaged in OER® chipboard box.

4539568 66-67 Chevy II

GM Restoration Parts

1969-72 Nova Door Panel Emblems

Correct replacement of the door panel emblem installed on 1969-72 Nova models with a "Custom" interior. Officially Licensed by GM. Prepackaged in OER® chipboard box. Not for use on vehicles with standard interior.

7790751 69-72 Nova

Chevelle Reproduction Emblems



GM Restoration Parts

1966 Chevelle SS-396 Grill Emblem

Show quality recreation of the grill emblem found on all 1966 "SS-396" Chevelle models. Officially Licensed by GM. Prepackaged in OER® chipboard box.

3891434 66 SS-396



OER AUTHORIZED GM Restoration Parts

1966-67 Chevelle SS-427 Grill Emblem

Reproduction of the grill and rear panel emblem for 1966-67 Chevelle models with a 427 engine. Manufactured to factory specifications with the correct black and red coloring and chrome accents. Prepackaged in OER® box.

K80050 66 grill
K80050 66-67 rear panel



GM Restoration Parts

1967 Chevelle SS-396 Grill Emblem

Show quality recreation of the grill emblem found on all 1967 "SS-396" Chevelle models. Emblem includes correct backing plate for installation. Officially Licensed by GM. Prepackaged in OER® chipboard box.

3904590 67 SS-396



GM Restoration Parts

1968 Chevelle SS-396 Grill Emblem

Excellent quality reproduction of the SS-396 grill emblem which was installed on 1968 Super Sport Chevelle models with a 396 engine.

Note: Backing plate available separately.

3920802 68 SS-396



GM Restoration Parts

1969 Chevelle SS-396 Grill Emblem

Show quality recreation of the grill emblem found on all 1969 "SS-396" Chevelle models. This emblem includes correct backing plate for installation. Officially Licensed by GM. Prepackaged in OER® chipboard box.

3942781 69 SS-396



GM Restoration Parts

1970 Chevelle SS Grill Emblem

Show quality reproduction of the grill emblem found on all 1970 "SS" Chevelle models. Officially Licensed by GM. Prepackaged in OER® chipboard box.

3977563 70 SS



1970-72 Chevelle Cowl Induction Hood Emblems

Restoration Parts
Reproduction "Cowl Induction" hood emblem set found on 1970-72 Chevelle models with the cowl induction hood option. Officially Licensed by GM. Prepackaged in OER® chipboard box.

Note: Set includes 2 Cowl emblems and 2 Induction emblems.

K194 70-72 Cowl Induction



GM Restoration Parts

1967 Chevelle Hood Emblem

Reproduction of the hood emblem for all 1967 Chevelle models. Features the correct cast chrome lettering and baseline. Officially Licensed by GM. Prepackaged in OER® chipboard box.

3904589 67 hood emblem



1968-69 Chevelle Header Panel Emblem

Restoration Parts
Reproduction the cast script style emblem for 1968-69 Chevelle models. Features a bright chrome plating. Prepackaged in OER® chipboard box with GM restoration parts logo.

3920825 68-69 Chevelle



GM Restoration Parts

1970-74 Chevelle Front Fender Emblem

Superb reproduction of the original style fender emblems installed on 1970-74 Chevelle models. The 454 emblem utilizes the same design as original. Officially Licensed by GM. Prepackaged in OER® chipboard box.

3981833 70-74 454



1966 Chevelle Super Sport Quarter Panel Emblems

Restoration Parts
Excellent quality reproduction of the "Super Sport" quarter panel emblem for 1966 Chevelle SS models. Sold in pairs. Officially Licensed by GM. Prepackaged in OER® chipboard box.

4227377 66 Super Sport

Chevrolet Reproduction Emblems



1966-67 Malibu Quarter Panel Emblem

Installs exactly as original! This reproduction script style emblem, used exclusively on 1966-67 Malibu models, is die cast with bright chrome plating. Prepackaged in OER® chipboard box with GM restoration parts logo.

4229716 66-67 Malibu



1967 Chevelle Super Sport Quarter Panel Emblems

Reproduction "Super Sport" quarter panel emblem for 1967 Chevelle SS models. Sold in pairs. Officially Licensed by GM. Prepackaged in OER® chipboard box.

4229717 67 Super Sport



1967 El Camino Quarter Panel Emblems

Reproduction quarter panel emblems for all 1967 El Camino models. Manufactured to exact specifications with a bright chrome finish. Sold in pairs and include mounting nuts.

4229728 67 quarter panel



1966-67 Chevelle Rear Panel Emblem

This emblem is a reproduction of the original rear panel emblem for 1966 Chevelle sedan and SS models, and 1967 Chevelle sedan models. Features the correct die cast chrome lettering and baseline. Officially Licensed by GM. Prepackaged in OER® chipboard box.

Note: Not for use on 1966 Malibu, or 1967 Malibu and Deluxe models.

4229439 66-67 Chevelle rear panel



1970 Chevelle Trunk Lid Emblem

OER®'s "Chevelle by Chevrolet" trunk lid emblem is a superb reproduction of the original! Installed on all 1970 Chevelle models. Officially Licensed by GM. Prepackaged in OER® chipboard box.

8791686 70 Chevelle trunk lid



1971-72 Chevelle Trunk Lid Emblem

OER®'s "Chevelle by Chevrolet" trunk lid emblem is a superb reproduction of the original! Emblem is installed on all 1971-72 Chevelle models. Officially Licensed by GM. Prepackaged in OER® chipboard box.

9834999 71-72 Chevelle trunk lid



1967 SS-396 Rear Panel Emblem

Reproduction of the "SS-396" rear panel emblem for 1967 Chevelle. Prepackaged in OER® chipboard box.

4229992 67 SS-396



3974322



6258311

AUTHORIZED

1970-75 El Camino Fender Emblem

Reproduction fender emblem for 1970-75 El Camino models. Features a beautiful chrome finish and correct mounting pins for an authentic appearance. Mounting hardware is included. Prepackaged in an OER® chipboard box.

3974322 70 El Camino

6258311 71-75 El Camino

Reproduction Emblem/Decals

454-SS

T10001

CHEVROLET

T10002

Heartbeat

T10003

SS-350

T10004

TAHOE SS

T10005

YUKON

T10006

Z71 OFF ROAD

T10007

GM Restoration Parts

1988-98 Truck Door Emblems

These distinctive door emblems are an easy way to make your full size Chevrolet or GMC truck different than all the rest. Available in several styles, they will replace your existing model series door emblems. Simply pop off your original door emblems and replace them with the new emblems using double sided foam tape. Sold in pairs.

T10001	88-98	454-SS
T10002	88-98	Chevrolet
T10003	88-98	Heartbeat
T10004	88-98	SS-350
T10005	88-98	Tahoe SS
T10006	88-98	Yukon GT
T10007	88-98	Z-71 Off Road

Yenko Stinger® Decal

YENKO LICENSED PRODUCT
Aluminum embossed self adhesive decal with Yenko Stinger logo. Measures approximately 3" in diameter. Features include a raised and embossed polished aluminum Yenko Stinger bee on blue, silver, and red bulls-eye logo. Easy installation with peel and stick 3M 468P adhesive backing. Sold individually. Yenko Officially Licensed Product.

DC465 Yenko Stinger



New!

Dick Harrell® Emblem

Authentic reproduction of the Dick Harrell® bar and shield emblem. Dick Harrell, known as

"Mr. Chevrolet" was a drag race pioneer in the 60s and 70s and went on to order Camaro, Chevelle and Nova models through Chevrolets COPO program and built them into high-performance racing machines. This beautiful emblem was put on these cars in various locations depending on the build. Features red, white, and blue colors with chrome accents and the correct grain texture as original. This die cast zinc emblem measures 4" x 1-1/2" and attaches with two pins on the reverse side. Includes installation hardware. Prepackaged in OER box. Officially licensed by Dick Harrell.

Note: Dick Harrell is a registered trademark and service mark of Valerie Harrell, her subsidiaries and affiliates. All Dick Harrell images, trademarks and logos used by permission.

DHT018 Dick Harrell emblem

New!



PD8000



PD8001

GM Restoration Parts

1964-70 Embossed GM Door Decal

Reproduction door decal for 1964-70 GM car models. This decal is embossed as original and features the GM Mark of Excellence logo. Usually installed on the inner rear edge of the drivers door.

PD8000	64-67	turquoise
PD8001	68-70	blue



10126790



10185091

Tonawanda Number 1

GM Restoration Parts

Team Decal

Tonawanda Number 1 Team

Decal. Correct replacement decal including mirror like mylar chrome. Features original red and blue lettering. Applies to RH valve cover on engines manufactured at the Tonawanda, NY plant.

258555 67-74



Mark V Valve Cover Decals

High quality embossed valve cover decals for Tonawanda built Mark V 454 and 502 cubic inch engines. This decal is installed on the center of the valve cover in a flat area between the fins. Sold individually.

10126790	454	valve cover decal
10185091	502	valve cover decal

1969 Yenko® Nova Stripe Sets

These are correct reproductions of the stripe sets Yenko Chevrolet used on their special order, high performance 1969 Yenko Nova cars. These high quality stripe sets contain all the applicable decals to bring your "Yenko" to life. Whether you have an original Yenko Nova or are just making a clone, these stripe sets will add that finishing touch to your restoration. Installation instructions and squeegee included. Available in white or black.



YENKO
LICENSED PRODUCT

14462	69	black
14463	69	white

1970 Yenko® Stripe Sets

These are correct reproductions of the stripe sets Yenko Chevrolet used on their special order, high performance 1970 Yenko Nova cars. These high quality stripe sets contain all the applicable decals to bring your Yenko to life. Whether you have an original Yenko Nova or are just making a clone, these stripe sets will add that finishing touch to your restoration. Installation instructions and squeegee included. Available in white or black.

14464	70	black
14465	70	white



YENKO
LICENSED PRODUCT

1969 Yenko® Camaro Stripe Set

OER® leads the restoration industry in providing correct reproduction decals for rare 1969 Yenko® Camaro models. This kit offers specific striping only found on these unique vehicles. Offered in your choice of black or white, include: (1) Hood Stripe with "SYC" Arrow, (2) Quarter Panel Stripes with "Yenko"/"SC" lettering, (2) Door Stripes, (2) Front Fender Stripes (RH and LH), (2) "SYC" Lettering For Headrests, (2) Rear Spoiler End Stripes.

SK301	69	black
SK310	69	white
SK302	69	white headrest decals only



SYC
SK302

YENKO
LICENSED PRODUCT

1967 Indy 500 Pace Car Decals

The pinnacle honor of the 1967 Camaro would have to be its selection as the official pace car of the 1967 Indy 500. These decals were originally applied on each 1967 pace car. Includes the entire door decal reproduced on original type 3-M stock with the correct die-cut lettering and colors. Sold in pairs.

PC012	67	Pace Car Decals
-------	----	-----------------



1969 Indy 500 Pace Car Decals

Official pace car decals from OER® are a proud part of 1st generation Camaro heritage! These decals were originally applied to each 1969 pace car. This kit includes the entire door decal reproduced on original type 3-M stock with the correct die-cut lettering and colors. Sold in pairs.

PC011	69	Pace Car Decals
-------	----	-----------------




Camaro/Firebird Reproduction Moldings



1967-69 Camaro/Firebird Windshield Molding Sets

A set designed to replace all 5 moldings on 1967-69 Camaro and Firebird models that attach to the windshield area. Includes the upper, LH and RH side moldings, LH and RH bottom moldings. Mounting clips sold separately. Each kit is prepackaged in OER[®] polytube.

WM182	67-69	Camaro/Firebird	coupe
C2361	67-69	Camaro/Firebird	convertible



1967-69 Camaro/Firebird Rear Window Moldings

Show quality moldings for 1967-69 Camaro and Firebird coupe models. Moldings feature original thickness polished stainless steel material. Available in a set that replaces all five back glass moldings. Mounting clips sold separately. Each set is prepackaged in OER[®] chipboard box.

WM183	67-69	Camaro/Firebird	5 piece set
-------	-------	-----------------	-------------



OER AUTHORIZED

1970-81 Camaro/Firebird Windshield Moldings

Reproduction front windshield moldings for 1970-81 Camaro and Firebird models. This 5 piece molding set is designed to replace the original windshield moldings exactly for a perfect fit and authentic appearance.

C2365	70-81	Camaro/Firebird
-------	-------	-----------------



OER AUTHORIZED

1970-74 Camaro/Firebird Rear Glass Moldings

Reproduction rear glass moldings for 1970-74 Camaro and Firebird models. Manufactured to factory specifications with correct finish and contours for a perfect fit and original appearance.

C2366	70-74	Camaro/Firebird
-------	-------	-----------------



1975-81 Camaro/Firebird Rear Glass Moldings

OER[®] reproduction rear glass window moldings for 1975-81 Camaro and Firebird models. 1975-81 standard bright moldings or black moldings for models with the (B89) Z28 deluxe exterior package.

K139	75-81	Camaro/Firebird	bright moldings - 4 piece set
K138	75-81	Camaro/Firebird	black moldings - 4 piece set



1967-69 F-Body Windshield Lower End Molding Clips

OER[®] reproduction of the lower windshield clips for 1967-69 Camaro and Firebird coupe models. Sold in pairs.

Note: For use on coupe models only

R608	67-69	F-Body	LH and RH
------	-------	--------	-----------



1967-69 F-Body Windshield Lower Molding Clip

OER[®] reproduction of the lower center windshield clip for 1967-69 Camaro and Firebird models. Available individually, 8 required.

T651460	67-69	F-Body	8 required
---------	-------	--------	------------

1967-69 F-Body Windshield Upper/Side Molding Clip Kit

Kit is designed to replace the windshield molding clips for the side and upper moldings on the windshield.



C7BA 67-69 F-Body

1967-69 F-Body Windshield Lower Molding Clips

OER® reproduction of the lower windshield clips for 1967-69 Camaro and Firebird models. Available as a 10 piece kit, including the LH and RH outer lower clips and 8 center clips.



K527 67-69 F-Body 10 piece kit

1967-69 Camaro/Firebird Rear Glass Molding Clips

OER AUTHORIZED

Kit includes the clips necessary to install one set of back window glass moldings. For 1967-69 Camaro and Firebird models. 24 piece kit.



C7B 67-69 Camaro/Firebird



Front door (coupe & convertible)

Coupe rear quarter

Convertible rear quarter

1968 Camaro Door Ledge Reveal Moldings

GM Restoration Parts

Reproduction of the special 1-1/2" wide chrome molding offered exclusively on 1968 Camaro models. Reproduced to exact specifications and ready to install. Moldings can also be applied to standard Camaro models not originally equipped with wide moldings. Prepackaged in an OER® printed bag.

Door Ledge Moldings

K257 68

Quarter Ledge Moldings


K262 68 coupe
K263 68 convertible

1970-81 F-Body Door Reveal Molding Clips

Reproduction OER® clips are designed to attach the door reveal moldings on 1970-81 Camaro and Firebird models. 6 required per molding. Sold in sets of 6 (2 required).



9815840 70-81 F-Body 6 piece set



1970-81 Camaro Exterior Molding Set

Reproduction of the exterior trim moldings for 1970-81 Camaro models. Seven piece set includes the rear hood edge molding, two fender moldings, two upper door moldings, and two rear of door edge guards. Manufactured to factory specifications with the correct shape and finish. Prepackaged in OER® poly tube.

Note: Shipped oversize.

R679 70-81 Camaro 7 piece set

1970-81 Camaro Rear Hood Molding

GM Restoration Parts

Reproduction OER® molding which attaches to the rear section of the hood parallel to the windshield. This piece is part of the exterior molding option which includes the hood ledge molding, upper fender moldings, and front door window reveal moldings.

Important: Upper fender corner edge moldings are needed for complete stock appearance.

3998834 70-81 Camaro

GM Restoration Parts

3986060

3986059

1970-81 Camaro Front Fender Corner Edge Molding

Chrome molding unit that attaches to upper rear portion of fender near the windshield area.

3986059 70-81 Camaro LH

3986060 70-81 Camaro RH

1970-81 F-Body Door Window Reveal Molding

GM Restoration Parts


Reproduction molding installed on vehicles equipped with the optional exterior molding package. For models with non chrome-head style horizontal window weatherstrip.

Note: The front door reveal molding must be installed with front door glass run weatherstrip without attached chrome bead. Shipped oversize.

9828344 70-81 F-Body LH

9828343 70-81 F-Body RH

Camaro/Firebird Reproduction Moldings



1967-69 Camaro/Firebird Roof Drip Molding Kit

Reproduction molding kit for 1967-69 Camaro and Firebird models. Designed to replace the pillar, corner connector, and side roof moldings. This kit includes the six pieces needed to replace the drip rail moldings on the LH and RH side.



K6020	67-69	Camaro/Firebird
-------	-------	-----------------



1967-69 Camaro/Firebird Roof Drip Rail Moldings

OER® reproduction side roof drip rail moldings for 1967-69 Camaro and Firebird models. These are the highest quality moldings available.

K616	67-69	Camaro/Firebird	LH
K615	67-69	Camaro/Firebird	RH



1967-69 Camaro/Firebird Coupe Pillar Moldings

Excellent reproduction of the chrome pillar moldings for 1967-69 Camaro and Firebird coupe models. These moldings complete the roof drip molding section as part of a three-piece unit. Sold in pairs.

K730	67-69	Camaro/Firebird	LH and RH
------	-------	-----------------	-----------

Camaro/Firebird Roof Drip Corner Connectors Restoration Parts

Reproduction of the corner roof drip connector moldings that allow the roof drip and pillar drip moldings to connect. Excellent reproduction of the connectors for 1967-69 Camaro and Firebird models.



K731	67-69	Camaro/Firebird
------	-------	-----------------

Roof Drip Rail Molding Connectors **New!**

OER reproduction drip rail molding clips for various GM vehicles without stainless steel style drip moldings. The connectors seam the union between the A-pillar drop and roof drip molding. Paint to match with the body color. Manufactured from stamped steel with black zinc coating to help prevent corrosion. Sold in pairs. One pair required per vehicle. Prepackaged in OER polytube.

1967-69 Camaro	1971-72 Chevrolet
1967-69 Firebird	1968-72 El Camino
1968-72 Chevy II/Novaco	1968-72 Tempest/GTO
1973-74 Nova exc. Custom	1968-72 Cutlass
1968-70 Chevrolet Deluxe	

K617	67-74	GM
------	-------	----



1970-81 F-Body Drip Rail Moldings

Reproduction roof drip rail moldings for 1970-81 Camaro/Firebird models. Moldings are installed on the roof rail section and at the back of the door window opening. Manufactured from stainless steel or aluminum. Sold as a pair.

K498	70-81	F-Body	stainless steel
KW860	70-81	F-Body	aluminum



1971-79 F-Body Plastic Roof Drip Moldings

Replace cracked or deteriorated plastic/mylar roof drip moldings with these quality reproductions! These moldings are for the side roof rail section. Manufactured in mylar-coated plastic.

9605610/11	71-79 Camaro	1652948/49	73-77 Camaro
9605610/11	72-79 Firebird	1652948/49	72-78 Firebird

9605611	71-79	F-Body	LH	w/o vinyl top
9605610	71-79	F-Body	RH	w/o vinyl top
1652949	72-78	F-Body	LH	w/vinyl top
1652948	72-78	F-Body	RH	w/vinyl top

Camaro/Firebird Reproduction Moldings



1967-69 F-Body Convertible Pillar Moldings

Reproduction polished stainless steel molding for 1967-69 Camaro and Firebird convertible models. Beautiful reproduction will install as original. A protective plastic coating is placed over the molding for protection when being shipped. Prepackaged in OER® box.

7648739	67-69	LH
7648738	67-69	RH



1967 F-Body Vent Window Pillar Moldings

Reproduction vent window pillar chrome moldings that install on the doors of 1967 Camaro or Firebird models. Moldings are manufactured using a heavyweight cast material and feature a high quality chrome finish. Each are installed at the front of the vent window. Sold in pairs.

K1016	67	F-Body
-------	----	--------

New!



1967 F-Body Inner Pillar Post Moldings

OER® reproductions of the original style inner pillar post moldings for all 1967 Camaro and Firebird coupe and convertible models. Injection molded reproductions feature the correct insertion sleeves for easy mounting onto the pillar unlike other reproductions being offered. Available in either black or chrome and can be painted to an original interior color. Sold as a pair. Prepackaged in OER® box.

Note: Some trimming of these moldings may be required on coupe models if the car is equipped with metal upper side bodyside moldings.

Inner Pillar Post Moldings

K901	67	Coupe	Black
K902	67	Coupe	Chrome
K903	67	Convertible	Black
K904	67	Convertible	Chrome



1968-69 F-Body Inner Pillar Post Moldings

Reproduction inner pillar post moldings for 1968-69 Camaro/Firebird models. Manufactured as original with a steel core wrapped in the correct Madrid grain vinyl with mounting screw holes in the correct location for proper installation and a perfect fit. Available in black, paint to match interior color.

Coupe Models

R3233	68	Camaro
R3235	69	Camaro
R3236B	69	Firebird, std interior
R3236B	69	Firebird, dx interior

Convertible Models

R3234	68	Camaro
R3236	69	Camaro
R3234	68-69	Firebird

1967-69 F-Body Pillar Post Molding Screws **New!**

Reproduction of the chrome screws to attach the interior pillar post moldings on all 1968-69 Camaro and Firebird models. Sold in a set of four for both moldings. One set does both moldings.

15158	67	set of 6
15159	68-69	set of 4

1967-69 F-Body Door Edge Moldings **New!**

OER AUTHORIZED

OER® Authorized door edge guard moldings protect the vertical door edge section from nicks and scratches when opening the door. The moldings were available as an option in the 1967-81 model years. Prepackaged in OER® polytube.

K9343	67-68	F-Body
K9344	69	F-Body

New!



1970-81 F-Body Window Trim Moldings

Reproduction of the 1970-81 Camaro and Firebird window trim molding for vehicles with bright drip rails. Manufactured from a high quality Zinc Die cast and has beautiful chrome plating. Moldings are installed on the roof rail section and at the back of the door window opening. Sold as a pair. One pair required per car. Prepackaged in OER® box.

748567	70-81	F-Body
--------	-------	--------

Camaro/Firebird Reproduction Moldings



9785877

9785876

1967-69 Firebird Rocker Panel Moldings

OER® reproduction rocker panel moldings for 1967-69 Firebird models. These polished aluminum moldings are manufactured as original for a perfect fit and appearance. Molding feature drain holes to prevent water accumulation. Mounting hardware is not included with moldings (sold separately). Prepackaged in OER® polytube.

Important: Not correct for Sprint models.

Note: Shipped oversize

9785877	67-68	LH
9785876	67-68	RH
9794768	69	LH
9794767	69	RH
748561	67-69	hardware (1 required per molding)



rocker panel molding



retainers and hardware



481540 molding



481539 molding



481546 detail



Quarter moldings

Door moldings

Fender moldings

1967 Camaro Rally Sport Lower Body Moldings

Reproduction of the lower body moldings that are correct for 1967 Camaro Rally Sport models. Manufactured as original, this six piece molding set runs along the lower edge of the front fender, door and quarter panel on Rally Sport models. Installation clips are not included and are available separately.

K4188	67	Rally Sport
-------	----	-------------

1968 Rally Sport Lower Molding Set

Includes six reproduction moldings needed to replace

or install a set of lower moldings on any 1968 Camaro with the RS option. All moldings are approximately 3/4" wide. Includes LH and RH fender moldings, LH and RH door moldings, LH and RH quarter panel moldings. Installation clips available separately.

Complete Set

K4189	1968	complete set (6 piece)
-------	------	------------------------

Individual Moldings


7795017	1968	door molding LH (drivers side)
7795016	1968	door molding RH (passenger side)
7795051	1968	quarter panel molding LH
7795050	1968	quarter panel molding RH
3828527	1968	front fender molding LH
3828528	1968	front fender molding RH

1970-81 F-Body Rocker Panel Moldings

Quality reproduction of the rocker panel moldings that attach directly to the rocker panel below the door. Each molding extends from the front wheel well to the rear wheel well. Includes retainers and hardware.

Note: Shipped oversize. Shipped double oversize.

481540	70-75	Camaro	LH
481539	70-75	Camaro	RH
481546*	76-81	Camaro	LH or RH
481546*	70-81	Firebird	LH or RH except Esprit models
481540	70-81	Firebird	LH Esprit models
481539	70-81	Firebird	RH Esprit models



3904540 installed

3904540 end detail


1967-69 Camaro Rocker Panel Moldings

OER® reproduction of 1967-69 Camaro rocker panel moldings. Each molding is correctly stamped to exact specifications for an original fit and appearance. Moulding retainer is included with each molding. Best quality reproduction on the market!

Note: Shipped double oversize.

3904540	67-69	Camaro	LH or RH
---------	-------	--------	----------

Camaro/Firebird Reproduction Moldings



K4088



K4089

1967-68 Camaro RS Lower Body Molding Clips

Reproduction of the lower body molding clips that are correct for 1967 and 1968 Camaro Rally Sport models. Manufactured as original, each clip set attaches the moldings that runs along the lower edge of the front fender, door, and quarter panel on Rally Sport models. Manufactured exactly like the original clips and are highly improved over what is being offered by other manufacturers. Truly the best clip kits available in the market today!

K4088	67	Rally Sport	12 pieces
K4089	68	Rally Sport	24 pieces

1970-81 F-Body Rocker Panel Molding Clip

Rocker panel molding clip for 1970-81 F-bodies with narrow rocker moldings. Clips are also included with the purchase of a new rocker panel molding, 3/4" long.



4510031	70-81	F-Body
---------	-------	--------



F842S

1967-81 F-Body Rocker Molding Retainers

Reproduction of the rocker panel molding retainers for 1970-75 Camaro and 1967-81 Firebird models. 2 retainers required per molding, 4 per vehicle. Also available as a kit with mounting hardware.

Individual Retainer

3898145	67-81	4 required
---------	-------	------------

Retainers W/Hardware

748561	67-81	2 sets required
--------	-------	-----------------



9785880

9785881

4229493

4229494

4229493

4229494

8700967

8700969

1967-69 Camaro Wheel Opening Moldings

Reproduction wheel opening moldings for 1967-69 Camaro models. Each molding is stamped to fit vehicle contours perfectly and features the correct finish for an original appearance. Mounting screws included.

Note: *Standard models. **RS models.

9785881	67-68	LH	front
9785880	67-68	RH	front
3953635	69	LH	front
3953636	69	RH	front
4229494	67	LH	rear
4229493	67	RH	rear
4229494*	68	LH	rear
4229493*	68	RH	rear
7795064**	68	LH	rear
7795063**	68	RH	rear
8700969	69	LH	rear
8700967	69	RH	rear



1967-81 Firebird Wheel Opening Moldings

1967-81 Firebird wheel opening moldings. Each molding is correctly stamped to exact specifications for an original fit and appearance. Mounting screws are included with each molding.

9785881	67-68	LH	front
9785880	67-68	RH	front
9794774	69	LH	front
9794773	69	RH	front
4229494	67-68	LH	rear
4229493	67-68	RH	rear
8700969	69	LH	rear
8700967	69	RH	rear
481537	70-81	LH	front
481536	70-81	RH	front
8704038	70-81	LH	rear
8704037	70-81	RH	rear
R364	70-81	4 piece set	

1962-72 Chevrolet Rocker Panel Molding Retainer

This 1" tall rocker panel molding retainer is for various models throughout the 1962-72 models years. Needed to retain the 1-3/4" tall rocker molding.

1962	Corvette	1966	Caprice w/o wagon
1962-64	Chevy II/Novia	1966-67	Impala & SS
1964	El Camino, Malibu w/o SS	1968	Impala, Bel Air
1965	Impala w/o SS	1968-72	Novia w/o 4 cyl.
1965-68	Chevelle	1969	Caprice & Impala
1966-67	Chevy II/Novia w/o SS	1970-72	Malibu, Concours

3886638	62-72	4 required
---------	-------	------------

1962-81 GM Wheel Well Molding Screw Set

This OER® quality reproduction screw set is for wheel opening moldings for 1962-91 GM models. Each set includes 36 of the correct chrome pan head screws.



1962-72	Novia	1965-69	Chevrolet Full Size Passenger Car
1967-69	Camaro	1967-69	Firebird
1967-69	Firebird	1973-91	Chevrolet/GMC Truck

K606	62-91	36 piece set
------	-------	--------------

Camaro/Firebird Reproduction Moldings



1969 Camaro Quarter Side Louvers

Restoration Parts

OER® quality reproduction of the Camaro quarter panel side louvers. This outstanding reproduction is created with new tooling and features an extremely high quality chrome surface with correct flat black painted trim as original. Prepackaged in pairs and protected with OER® polytube.

K1280	69	Camaro	LH and RH
-------	----	--------	-----------

1967-69 F-Body Quarter Window Chrome Moldings

Reproduction of the molding which attaches vertically to the front edge of the quarter window on 1967-69 Camaro/Firebird models. This bright chrome trim molding is necessary to mount the quarter window vertical weatherstrip (*not included*) that seals against the door window glass. Includes the quarter window channel felt as shown. OE # 7707460 RH - 7707461 LH. Prepackaged in OER® polytube.

K1039	67-69	F-Body
-------	-------	--------



1967-69 F-Body Quarter Window Molding Insert

Reproduction of the quarter vertical molding channel inserts for 1967-69 Camaro and Firebird models that attach directly to the front edge of the quarter window glass and allow the molding to be placed. These inserts are included when purchasing the quarter window vertical moldings. Sold in pairs.

K1048	67-69	F-Body
-------	-------	--------

1967-69 Camaro/Firebird Quarter Window Vertical Weatherstrip

Restoration Parts

OEM style Vertical Weatherstrip for F-Body Models!

Manufactured with OEM style steel inserts

Superb quality reproduction of the original style vertical weatherstrip which attaches to the chrome molding that runs vertically along the side quarter window. Choose from our show quality original style reproduction, or our replacement style weatherstrip for 1967-69 Camaro and Firebird models. Both will install correctly and offer years of dependable service. Packaged with OER® header card and GM Restoration Parts™ logo.



K355	67-69	Camaro/Firebird	rubber style
K664	67-69	Camaro/Firebird	OEM style

1967-88 Firebird Quarter Panel Ornaments

OER® reproduction of the quarter panel ornament trim set for 1967-68 Firebird models. Ornaments mount in front of the rear wheels on both rear quarter panels.

4229997	67-68	Firebird	12 piece set
---------	-------	----------	--------------

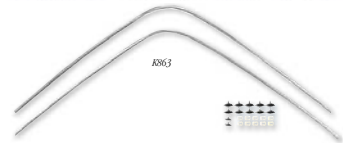


OER® Extreme Shine Metal Polish & Sealant

OER® Extreme Shine Metal Polish & Sealant cuts through layers of dulling oxides to restore a wet-mirror like finish that outshines chrome. This outstanding polish makes chrome, copper, brass, aluminum, stainless steel, and other metalwork gleam and look their absolute best. Spreads on with ease, buffs off with little effort. Great for oxidized metals and even light rust. Can be easily applied in the shade or sun. Leaves virtually no smear, dust or powder. The most innovative metal polish ever. A 3-step product in one, this diminishing metal polish cuts fast, cleans like no other, shines like a mirror, and protects like a sealant. Utilizing friction and heat OER® Extreme Shine Metal Polish cleans, restores, revives, and polishes. Friction generates heat that allows the product to break down into a micro-fine polish that leaves the surface shining like a mirror. During the final phase, it breaks down to release the durable protective sealant that bonds to metal surfaces reducing corrosion and prolonging shine. Use by hand with a polisher or with your polish ball & drill.

K89483	16 oz bottle
--------	--------------

Camaro/Firebird Reproduction Moldings




GM Restoration Parts

1967-68 Camaro/Firebird Vinyl Top Moldings

Vinyl top moldings for 1967-68 F-bodies were once among the most difficult parts to locate. Each stainless steel molding is stamped to perfection and features a highly polished finish. For 1967-68 Camaro and Firebird models equipped with factory installed vinyl tops. Set includes both LH and RH moldings, original style mounting clips, and tabs.

Note: Shipped oversize.

K863	67-68	Camaro/Firebird	molding set
K863C	67-68	Camaro/Firebird	molding clip set



1969 Camaro Vinyl Top Moldings

GM Restoration Parts

Each molding is stamped to perfection and duplicates the original exactly. Correct black paint offers both authentic and functional appearance. For 1969 Camaro models equipped with factory installed vinyl tops. Includes 4 moldings and a set of original style mounting clips with tabs.

Note: Shipped oversize.

K653	69	Camaro	vinyl top molding set
K653C	69	Camaro	vinyl top molding clip set



OER AUTHORIZED

1967-69 F-Body Convertible Well Molding

Reproduction well molding for 1967-69 F-Body convertible models. Molding is needed to finish the body opening at the rear of the convertible top. The top boot clips attach to this molding.

Note: Not for 68 convertibles with optional special outer window reveal molding. Shipped oversize.



K723	67-69	F-Body	2 pieces
------	-------	--------	----------



1976-77 Camaro Type LT Rear Panel Molding

Reproduction rear tail panel molding for 1976-77 Camaro Type LT models. Manufactured from aluminum featuring correct brushed design. Installs on the rear body panel between the tail lamps. Originally included a "Type LT" emblem (sold separately, see 9633382). Includes mounting tape and installation hardware. Wrapped in polyube and prepackaged in an OER® box.

9633780	76-77	Camaro
---------	-------	--------

1967-69 F-Body Convertible Header Molding Screw Kit



Includes 4 correct phillips head screws for the installation of the convertible windshield header moldings on 1967-69 Camaro/Firebird models. 2 screws per side. Prepackaged OER® header card.

9314	67-69	F-Body
------	-------	--------



OER® Top Secret Canvas Top Care Formula

OER® Top Secret is a complete system for the care of vinyl or canvas tops. It consists of a heavy duty cleaner that safely removes the toughest soils and stains with an exclusive formula that will not harm automotive finishes. Included in the vinyl kit is our vinyl UV protectant and applicator to shield your vinyl top against damaging UV rays, a 100% dry to the touch formula that will last weeks, not days. The canvas formula includes the top cleaner and our exclusive canvas UV protectant that repels water and stains.

OER® Top Secret Kit - Vinyl Formula

K89456	cleaner, protectant & applicator
--------	----------------------------------

OER® Top Secret Kit - Canvas Formula

K89457	cleaner & protectant
--------	----------------------

OER® Top Secret Components

K89458	16 oz. top cleaner
K89468	16 oz. vinyl protectant
K89489	10 oz. aerosol canvas protectant
K89460	applicator

Chevrolet Full Size Passenger Car Moldings

1964 Impala Hood Spear

Reproduction OER[®] hood spear for 1964 Impala models. Each molding is precision stamped creating an exact reproduction of the original article. Studs are threaded, 6 nuts required for installation (not included) Prepackaged in OER[®] polytube for maximum protection.

3845278 64 Full Size



close up of rear end of molding

Features correct grain in center of molding for a completely original appearance

1965 Impala & Caprice Hood Spear

OER[®] reproduction hood spear for 1965 Impala and Caprice models. Each molding is precision die cast creating an exact reproduction of the original. Prepackaged in OER[®] polytube for maximum protection.

986188 65 Impala & Caprice



close up of front end of molding

1966 Impala & Caprice Hood Spear

OER[®] reproduction hood spear for 1966 Impala and Caprice models. Each molding is precision die cast creating an exact reproduction of the original. Prepackaged in OER[®] polytube for maximum protection.

986561 66 Impala & Caprice



1962 Chevrolet Full Size Passenger Car Hood Lip Molding

Outstanding reproduction of the hood lip molding for 1962 Chevrolet full size passenger car models. Each molding is die stamped and features the "Chevrolet" words as shown. Includes mounting hardware. Prepackaged in an OER[®] polytube for protection. Licensed by General Motors.

3799051 62 Full Size



1963 Chevrolet Full Size Passenger Car Hood Lip Molding

OER[®] reproduction of the hood lip molding for 1963 Chevrolet full size passenger car models. Prepackaged in an OER[®] polytube for protection. Licensed by General Motors.

3821976 63 Chevrolet Full Size Passenger Car



1964 Chevrolet Full Size Passenger Car Hood Lip Molding

OER[®] reproduction of the hood lip molding for 1964 Chevrolet passenger car models. Features the injection molded insert. Prepackaged in an OER[®] polytube for protection. Licensed by General Motors.

Note: Shipped oversize.

3842091 64 Full Size



OER AUTHORIZED

1961 Full Size Upper Grill Moldings

Reproduction upper grill moldings for 1961 full size Chevrolet passenger cars including Impala, Bel Air, and Biscayne models. Manufactured from polished aluminum as original. Prepackaged in an OER[®] Authorized box.

810013 61 Full Size



OER AUTHORIZED

1964 Full Size Lower Grill Molding

Reproduction lower grill molding for 1964 full size Chevrolet passenger car models. Each molding is stamped to exact specifications for a perfect fit and original appearance.

811724 64 Full Size

Chevrolet Full Size Passenger Car Moldings



1963 Full Size Upper Eyebrow Moldings

Reproduction of the upper eyebrow moldings for 1963 full size Impala and passenger car models. Fits on the upper outer section of the grill.

3827131	63	Full Size	LH
3827132	63	Full Size	RH

1963 Full Size Lower Eyebrow Moldings

Reproduction of the front fender lower eyebrow moldings for 1963 Impala and Chevrolet full size passenger car models. Fits on the lower outer section of the grill.

K103	63	Full Size	LH and RH
------	----	-----------	-----------

1964 Full Size Eyebrow Moldings

Reproduction front fender eyebrow moldings for 1964 Chevrolet full size passenger models. Prepackaged in bag with OER® header card. OE# 3845884 (RH), 3845883 (LH). Sold in pairs only.

K115	64	Full Size	LH and RH
------	----	-----------	-----------



1965 Full Size Eyebrow Moldings Restoration Parts

Reproduction of the eyebrow moldings for 1965 Impala, Bel Air, and Biscayne models. Each molding will replace the original exactly. Prepackaged in OER® chipboard box with GM Restoration Parts™ logo.


3865253	65	Full Size	LH
3865254	65	Full Size	RH

1966 Full Size Eyebrow Moldings

Reproduction quality eyebrow moldings for 1966 full size Chevrolet models. Manufactured in bright finished aluminum and will install as original. Includes LH and RH moldings. Sold in pairs only.

B6601	66	Full Size	LH and RH
-------	----	-----------	-----------

New!



1955 Bel Air Fender and Fender Extension/Door Moldings

OER® Authorized reproduction driver and passenger side fender moldings and fender extension/door moldings for 1955 Bel Air models. The fender moldings mount to the fenders and the extension moldings mount to the front of the door and acts as an extension of the front fender molding. These stainless steel moldings feature correct contours, finish, and mounts using original style mounting hardware.

TF400043	55	Bel Air	LH	fender molding
TF400044	55	Bel Air	RH	fender molding
TF400067	55	Bel Air	LH	extension molding
TF400068	55	Bel Air	RH	extension molding



1962 Impala Fender Ornaments

Reproduction front fender ornaments for 1962 Chevrolet Impala models. The ornaments are designed exactly as original. Die cast, triple chrome plated with correct mounting studs for an exact fit.

K331	62	Full Size	LH and RH
------	----	-----------	-----------



OER AUTHORIZED

1962 Full Size Rocker Panel Moldings

Reproduction rocker panel moldings for 1962 full size Chevrolet passenger car models. Each molding is stamped to exact factory specifications with correct contours and finish for a perfect fit and an authentic appearance. Available individually or in a pair.

748559	62	Full Size	LH
748558	62	Full Size	RH
B4000	62	Full Size	LH & RH

Impala Moldings

1955-56 Paint Divider/Fender Molding Clip

OE style reproduction molding clip needed to attach the vertical quarter panel (rear door on 4 doors) paint divider moldings on all 1955-56 models. Also attaches the front fender moldings on 1956 150 models. Yellow zinc plated steel clip includes SAE threaded style attaching nut, 3 required per paint divider. Use as required for front fender molding. Sold as each. Prepackaged in OER® polytube.

4648746	55-56	paint divider, all
4648746	56	front fender, 150



1963-64 Impala & SS Windshield Molding Set



OER® reproduction of the windshield reveal molding set designed to fit 1963-64 Impala and Super Sport models.

Note: Fits 2 door hardtop models only.



4838489	Upper Molding	4458514	Lower Molding RH
4873358	Side Molding RH	4458515	Lower Molding LH
4873359	Side Molding LH		

K121	63-64	Impala & SS
------	-------	-------------

1962-64 Impala & SS Back Glass Molding Set



OER® reproduction of the back glass reveal molding set designed to fit 1962-64 Impala and Super Sport models.

Note: Fits 2 door hardtop models only. Shipped overseas.



4838508	Upper Molding RH	3853546	Quarter Panel Belt Molding RH
4838509	Upper Molding LH	3853545	Quarter Panel Belt Molding LH
4839944	Lower Molding Center		

K123	62-64	Impala & SS
------	-------	-------------

1965-67 Impala Windshield Molding Set



OER® reproduction of the windshield reveal molding set designed to fit 1965-67 Impala, Super Sport, and Caprice models.

Note: Fits 2 door hardtop models only.



4467604	Upper Molding	4467228	Lower Molding RH
4467854	Side Molding RH	4467229	Lower Molding LH
4467855	Side Molding LH		

K124	65-67	Impala
------	-------	--------



1965-66 Impala & Super Sport Back Glass Molding Set

OER® reproduction of the back glass reveal molding set designed to fit 1965-66 Impala and Super Sport models.

Note: Fits 2 door sport coupe models only



4478769	Upper Molding	4478793	Lower Molding RH
4478990	Side Molding RH	4478794	Lower Molding LH
4478991	Side Molding LH		

K125	65-66	Impala & SS
------	-------	-------------

1963-64 Impala & SS Glass Molding Clip Sets

OER® reproduction of the windshield and back glass molding clip set designed to fit 1962-64 Impala and Super Sport models.

Note: Fits 2 door hardtop models only.

* Officially licensed by GM.



Windshield Reveal Molding Clips

K143

K142	63-64	19 piece set
------	-------	--------------

Back Glass Reveal Molding Clips

K143	62-64	30 piece set
------	-------	--------------

1965-67 Impala, SS & Caprice Upper and Side Windshield Molding Clip Set



OER® reproduction of the windshield reveal molding clips for upper and side windshield moldings. For 1965-67 Impala, Super Sport, and Caprice models.

Note: Fits 2 door hardtop models only.



R368C

R368C	65-67	25 piece set
4506041	65-67	individual clip

1965-66 Impala & SS Back Glass Molding Clips

New!

OER® reproduction of the back glass reveal molding clips designed to fit 1965-66 Impala and SS 2 door sport coupe models only. OE# 4474354. For use on upper, side and lower back glass moldings.



R369C	65-66	Impala & SS	22 piece set
4474354	65-66	Impala & SS	individual clip

1965-66 Impala & Super Sport Back Glass Molding Clips

OER® reproduction of the back glass reveal molding clips designed to fit 1965-66 Impala and SS 2 door sport coupe models only. OE# 4474354. For use on upper, side and lower back glass moldings.



4474354	65-66	Impala & SS	individual
---------	-------	-------------	------------

1965-68 Full Size Wheel Opening Moldings **OER** AUTHORIZED

Reproduction wheel well moldings for 1965-68 Chevrolet full size passenger car models. Each molding is stamped to exact factory specifications with correct contours and finish for an original appearance. Mounting screws included. 4 piece set.



3884061C

3884061C	65	Full Size	except wagon
C2367	66	Full Size	except wagon
B1398	67	Full Size	all
B1399	68	Full Size	all

1969-70 Full Size Wheel Opening Moldings **OER** AUTHORIZED

Reproduction wheel well moldings for 1969-70 Chevrolet full size passenger car models. Each molding is stamped to exact specifications for an original fit and appearance. Mounting screws are included.



B1438

B1399A	69	Full Size	4 piece set
B1438	70	Full Size	4 piece set

1977-79 Full Size Wheel Opening Moldings **OER** AUTHORIZED

Reproduction wheel well moldings for 1977-79 Chevrolet full size passenger car models. Each molding is stamped to exact specifications for an original fit and appearance. Mounting screws are included. Not for station wagon models.



C2395

C2397

C2395	77-79	Full Size	front	LH
C2394	77-79	Full Size	front	RH
C2397	77-79	Full Size	rear	LH
C2396	77-79	Full Size	rear	RH

1980-90 Full Size **OER** AUTHORIZED Wheel Opening Moldings

Reproduction wheel well moldings for 1980-90 Chevrolet full size passenger car models. Each molding is stamped to exact factory specifications for an original fit and appearance. Mounting screws included.



B1390

B1391

B1392

B1393

B1393	80-90	Full Size	front	LH
B1392	80-90	Full Size	front	RH
B1391	80-90	Full Size	rear	LH
B1390	80-90	Full Size	rear	RH

OER AUTHORIZED

1962-64 Full Size Drip Rail Moldings

Reproduction outer roof drip rail moldings for 1962-64 full size Chevrolet 2 door hardtop models including Impala. Manufactured from aluminum as original for a factory correct appearance. Prepackaged in OER™ polytube.

M1738	62-64	Full Size
-------	-------	-----------



1964 Impala Trunk Spear **OER** Restoration Parts

Reproduction OER® trunk spear for 1964 Chevrolet Impala models. This reproduction is manufactured to exact specifications. Officially Licensed by General Motors. Prepackaged in OER™ polytube for maximum protection.

3853674	64	Impala
---------	----	--------



1963 Impala/Bel Air Rear Corner Moldings **OER** AUTHORIZED

Reproduction of the rear outer corner (cove) moldings for 1963 full size Chevrolet cars including Impala and Bel Air models. Manufactured in polished aluminum as original. Sold in pairs. Includes attaching clips. Attaching clips also sold separately.

K812	63	moldings
4884435	63	clips



C2371

C2370

1964 Impala Rear Cove Panel Moldings **OER** AUTHORIZED

Reproduction rear cove moldings for 1964 standard Impala models. Each molding is stamped to exact factory specifications and features correct contours and proper brushed aluminum inner with polished edging as original. Includes mounting clips.

C2369	64	center panel
C2371	64	LH
C2370	64	RH

Nova Moldings



3881472
shown on car



3881472



3904654



3927930

1966-72 Chevy II/Nova Hood Lip Moldings



Reproduction hood lip molding for 1966-72 Chevy II/Nova models. This precision stamped molding is manufactured to exact specifications to ensure a perfect fit. It features the correct polished finish. Officially licensed by General Motors.

3881472	66	Chevy II/Nova
3904654	67	Chevy II/Nova
3927930	68-72	Chevy II/Nova

1973-74 Nova Hood Molding

OER AUTHORIZED

Reproduction hood molding for all 1973-74 Nova models. Each molding features correct finish and contours for an authentic fit and appearance. Comes prepackaged in an OER® chipboard box.

13936	73-74	Nova
-------	-------	------



1962-64 Chevy II/Nova Hood Split Molding

OER AUTHORIZED

Reproduction hood split molding for all 1962-64 Chevy II/Nova models. Installs onto the centerline of the hood. Each molding is stamped to exact specifications for an original fit and appearance.

14071	62-64	Chevy II/Nova
-------	-------	---------------

New!

1966 Chevy II/Nova Lower Grill Moldings

OER AUTHORIZED

Reproduction lower grill molding for the 1966 Chevy II/Nova models. This molding is manufactured from stamped aluminum as original for a perfect fit and appearance. Mounting hardware is not included.

N1220	66	Chevy II/Nova
-------	----	---------------

1968-72 Chevy II/Nova Eyebrow Moldings

OER AUTHORIZED

New!

Manufactured in polished aluminum, these OER® Authorized reproduction moldings for 1968-72 Chevy II/Nova models attach to the front fender surrounding the headlamp area. Sold in pairs only. Prepackaged in OER® Authorized box.



K499	68-72	Chevy II/Nova
------	-------	---------------



1962-64 Nova Park Lamp Bezel Extension Moldings

These moldings are part of the appearance upgrade package found on 1962-64 300 and 400 Series Chevy II/Nova models. Each molding is produced in correct stainless steel as original. Sold in pairs only.

K513	62-64	Chevy II/Nova
------	-------	---------------



RH upper molding LH upper molding
RH lower molding R1650 shown on car LH lower molding



R1650



K692

OER AUTHORIZED

1962-74 Chevy II/Nova Windshield Moldings

Reproduction front and rear windshield moldings for all 1962-67 Chevy II/Nova models. Available for 2 door hardtop and 2 door sedan models. Designed to exact factory specifications, each duplicates the original exactly for a perfect look and fit.

*Note: *For use on coupe models only.*

Front Windshield Molding Set

14384	62-67	2 door hardtop	4 piece
14385	62-67	2 door sedan	4 piece
R1650	68-74	2 door	4 piece

Rear Window Molding Set

14386	62-65	2 dr hardtop	8 piece
14387	66-67	2 dr hardtop	5 piece

Molding Clips

4847515	62-65	rear window	individual
R1130	62-65	rear window	28 piece set
K692	68-72	lower windshield	pair


Nova Moldings



1975-79 GM Nova/X-Body Windshield Molding Set

Reproduction of the front windshield molding set for 1975-79 Nova, Skylark, Omega, and Ventura models. This 6 piece set is designed to replace all the original moldings exactly. Manufactured in polished stainless steel.

N1448	75-79	molding	6 piece set
9735939	75-78	lower corner clips	LH
9735938	75-78	lower corner clips	RH



1975-79 GM Nova/X-Body Back Window Molding Set

Reproduction of the rear windshield molding set for 1975-79 Nova, Skylark, Omega, and Ventura sedan models. This 5 piece set is designed to replace all the original moldings exactly. Manufactured in polished stainless steel.

N1449	75-79	5 piece molding set
4510031	75-79	lower center molding clip



shown on car



OER AUTHORIZED

1968-72 Chevy II/Nova Door Window Frame Moldings

Reproduction door frame moldings for all 1968-72 Nova models. Each molding is stamped to exact factory specifications and features correct contours and bright chrome finish for an original look and fit. Prepackaged in an OER® chipboard box.

B10014	68-72	Chevy II/Nova	8 piece set
--------	-------	---------------	-------------



C2388
shown on car



C2388



R1628

1962-67 Chevy II/Nova Roof Drip Moldings **OER AUTHORIZED**

Reproduction side roof drip moldings for 1962-67 Chevy II/Nova models. Designed to factory specifications, each molding features the correct finish and contours for an original fit and appearance. 1966-67 moldings attach along the side roof line on coupe models.

C2388	62-65	Chevy II/Nova	2 door hardtop
R1628	66-67	Chevy II/Nova	coupe only



R1629



14388

1968-74 Nova Roof Drip Molding Set **OER AUTHORIZED**

OER® reproduction roof drip moldings for 1968-74 Nova models. Six piece set of stainless steel moldings attach along the side roof line.

R1629	68-72	Nova	6 piece set
14388	73-74	Nova	6 piece set

Nova Moldings

New!



1962-65 Chevy II/Nova Upper Side Molding Clip Set

Reproduction clips that attach the upper side reveal molding on 1962-65 Chevy II/Nova coupe models. Manufactured from high quality die cut stamped steel and made to original GM specifications. Each piece is black oxide plated. These clips slip onto the upper stainless steel trim molding and clip in place securely retaining the trim. Prepackaged in OER® polytube.

13940 62-65 Chevy II/Nova 8 piece set



OER AUTHORIZED

1968-74 Chevy II/Nova Deluxe Lower Body Moldings

Reproduction lower body moldings for 1968-74 Chevy II/Nova Deluxe models. Designed to exact factory specifications and produced with correct finish for a perfect fit and authentic appearance.

C2389 68-74 Chevy II/Nova 8 piece set



N6801

1966-74 Nova Rocker Moldings

Correct reproduction rocker panel moldings for 1966-74 2 door Chevy II/Nova models. Each molding is precision stamped for exact quality replacement. We also offer the quarter panel extension moldings for 1968-74 models. Rocker and quarter molding are manufactured in aluminum and will install as original. Sold in pairs.

Note: Shipped oversize.

N6601	66-67	Nova	rocker moldings
N6801	68-74	Nova	rocker moldings
N6802	68-74	Nova	quarter extension moldings

OER



1968-74 Chevy II/Nova Vinyl Top Moldings OER AUTHORIZED

Reproduction vinyl top moldings for 1968-74 Chevy II/Nova models fitted with a vinyl top. This 4 piece set includes the center moldings and the corners. Each molding features correct contours and finish. Stamped to exact factory specifications for an original fit and authentic appearance. Prepackaged in an OER® chipboard box.

14389 68-74 Chevy II/Nova 4 piece set

New!



K4147

OER AUTHORIZED

1962-72 Chevy II/Nova Wheel Opening Moldings

OER Authorized wheel opening molding for 1962-72 Chevy II/Nova models. Manufactured from aluminum as original, these moldings are stamped for a perfect fit and appearance. Includes mounting screws.

K4143	62-65	Chevy II/Nova	front	LH
K4144	62-65	Chevy II/Nova	front	RH
K4141	62-65	Chevy II/Nova	rear	LH
K4142	62-65	Chevy II/Nova	rear	RH
K4148	66-67	Chevy II/Nova	front	LH
K4147	66-67	Chevy II/Nova	front	RH
K4146	66-67	Chevy II/Nova	rear	LH
K4145	66-67	Chevy II/Nova	rear	RH
K4163	68-72	Chevy II/Nova	front	LH
K4162	68-72	Chevy II/Nova	front	RH
K4165	68-72	Chevy II/Nova	rear	LH
K4164	68-72	Chevy II/Nova	rear	RH

New!

OER AUTHORIZED

1962-65 Chevy II/Nova Upper Trunk Molding

OER® Authorized reproduction of the 1962-65 Chevy II/Nova upper trunk cove molding. Manufactured from aluminum as original for a perfect fit and appearance. Includes mounting clips.

Note: Not for use on wagon models.

13931 62-65 Chevy II/Nova

New!



OER AUTHORIZED

1962-65 Chevy II/Nova Outer Trunk Cove Moldings

OER® Authorized reproduction of the outer trunk cove moldings for all 1962-65 Chevy II/Nova models except wagon. Reproduced to exact OE specifications for a perfect fit and original appearance. Fits hardtop, sedan, and convertible models. Mounting hardware is included.

Note: Not for use on wagon models.

13932 62-65 Chevy II/Nova

Chevrolet/GMC Truck Moldings

3681481

3681480

1947-55 1st Series Truck Hood Moldings

Replacement hood molding for 1947-55 1st series Chevrolet/GMC pickup, Panel, and Suburban models. Manufactured in stainless steel as a 1 piece design. Each molding is prepackaged in an OER® polytube for protection. Licensed by General Motors.

3681481	47-55	GMC
3681480	47-55	Chevrolet

1968 Truck Hood Lip Molding AUTHORIZED

Reproduction hood lip molding for 1968 Chevrolet/GMC truck models. Stamped to factory specifications with correct contours and finish for an authentic appearance.

CX1577	68	Truck
--------	----	-------

1979-80 Truck Upper Grill Molding AUTHORIZED

Reproduction upper grill molding for 1979-80 Chevrolet/GMC truck models. Stamped to factory specifications and contours for an authentic appearance.

C2451	79-80	Truck
-------	-------	-------

1979-80 Truck Lower Grill Molding AUTHORIZED

Reproduction lower grill molding for 1979-80 Chevrolet/GMC truck models. Features correct finish for an authentic appearance.

C2452	79-80	Truck
-------	-------	-------

1967-68 GMC Eyebrow Moldings



Reproduction headlamp eyebrow moldings for 1967-68 GMC truck models. Stamped to factory specifications for an exact fit. Features correct contours and finish for an authentic appearance.



3887420 3887419

3887419	67-68	LH
3887420	67-68	RH

1967-68 Chevrolet Truck Eyebrow Moldings

OER® reproduction of the eyebrow moldings for 1967-68 pickup, Panel, or Suburban models with the CST option package.

Each molding is manufactured to exact specifications and designed to fit exactly as original. Prepackaged in OER® polytube with GM Restoration Parts™ logo.

3887420 3887419



3887419	67-68	LH
3887420	67-68	RH

C2421

C2420

1973-80 Truck Upper Fender Moldings AUTHORIZED

Reproduction upper fender moldings for 1973-80 Chevrolet/GMC truck models. Each molding is stamped to exact factory specifications for an authentic look and fit.

C2421	73-80	Truck	LH
C2420	73-80	Truck	RH

C2423

C2422

1973-91 Truck Lower Fender Moldings AUTHORIZED

Reproduction lower fender moldings for 1973-91 Chevrolet/GMC truck models. Each molding is stamped to exact factory specifications for an original look and fit.

C2423	73-91	Truck	LH
C2422	73-91	Truck	RH

C2425

C2424

1973-80 Truck Upper Door Moldings AUTHORIZED

Reproduction upper door moldings for 1973-80 Chevrolet/GMC models. Each molding is stamped to factory specifications for a perfect fit and original appearance.

C2425	73-80	Truck	LH
C2424	73-80	Truck	RH

C2427

C2426

1973-80 Truck Lower Door Moldings AUTHORIZED

Reproduction lower door moldings for 1973-80 Chevrolet/GMC truck models. Each molding is stamped to factory specifications for an authentic appearance.

C2427	73-80	Truck	LH
C2426	73-80	Truck	RH

1973-87 Truck Door Edge Moldings AUTHORIZED

Reproduction door edge moldings for 1973-87 Chevrolet/GMC truck models. Stamped to exact factory specifications for a perfect fit and original appearance.

C2429	73-87	Truck	LH
C2428	73-87	Truck	RH

Chevrolet/GMC Truck Moldings

1973-80 Truck Upper/Lower Cab Molding

DER AUTHORIZED

Reproduction upper and lower cab molding for 1973-80 Chevrolet/GMC truck models. Each molding is stamped to OE specifications for an authentic fit and appearance.

C2430 73-80 upper/lower



C2403 - Detail



C2404 - Detail



C2403

C2402

DER AUTHORIZED

1973-91 Truck Wheel Opening Moldings

Reproduction wheel opening moldings for 1973-91 Chevrolet/GMC models. Stamped to factory specifications for a perfect fit and authentic appearance.

C/K

C2403	73-80	front	LH	chrome w/black
C2402	73-80	front	RH	chrome w/black
C2407	81-86	front	LH	chrome w/black
C2406	81-86	front	RH	chrome w/black
C2405	73-86	rear	LH	chrome w/black
C2404	73-86	rear	RH	chrome w/black

R/V


C2407	87-91	front	LH	chrome w/black
C2406	87-91	front	RH	chrome w/black
C2405	87-91	rear	LH	chrome w/black
C2404	87-91	rear	RH	chrome w/black



C2409 - Detail



C2411 - Detail



C2409

C2412

1988-00 Chevrolet Truck Wheel Opening Moldings

DER AUTHORIZED

Reproduction wheel well moldings for 1988-00 Chevrolet truck models. Each molding is stamped to factory specifications with correct contours and finish for an original fit and appearance. Available in black or chrome.

Mounting screws included.

Note: Not for use on 1999-00 Silverado models.

C/K

C2409	88-00	front	LH	chrome
C2408	88-00	front	RH	chrome
C2413	88-00	front	LH	black
C2412	88-00	front	RH	black
C2411	88-00	rear	LH	chrome
C2410	88-00	rear	RH	chrome
C2415	88-00	rear	LH	black
C2414	88-00	rear	RH	black



C2417

C2419

1988-91 Blazer/Jimmy Wheel Opening Moldings

DER AUTHORIZED

Reproduction wheel well moldings for 1988-91 Blazer/Jimmy models. Designed to factory specifications, each molding features correct bright chrome finish and proper contours for an original look and fit.

Mounting screws included.

R/V

C2417	88-91	front	LH	chrome
C2416	88-91	front	RH	chrome
C2419	88-91	rear	LH	chrome
C2418	88-91	rear	RH	chrome

Chevrolet/GMC Truck Moldings



OER AUTHORIZED

1973-80 Truck Upper Bed Side Moldings

Reproduction upper bed side moldings for 1973-80 Chevrolet/GMC short bed truck models. Each molding is stamped to exact specifications for a perfect fit and original appearance.

C2436	73-80	Truck	LH
C2435	73-80	Truck	RH



1973-80 Truck Lower Front Bed Side Moldings **OER AUTHORIZED**

Reproduction lower front bed side moldings for 1973-80 Chevrolet/GMC truck models. Each molding features a black stripe and is stamped to original factory specifications for a perfect fit and original appearance.

C2432	73-80	Truck	LH	short bed
C2431	73-80	Truck	RH	short bed
C2438	73-80	Truck	LH	long bed
C2437	73-80	Truck	RH	long bed



1973-80 Truck Lower Rear Bed Side Moldings **OER AUTHORIZED**

Reproduction lower rear bed side moldings for 1973-80 Chevrolet/GMC truck models. Features a black stripe and is stamped to factory specifications for an original fit and appearance.

C2433	73-80	Truck	LH	short bed
C2434	73-80	Truck	RH	short bed
C2440	73-80	Truck	LH	long bed
C2439	73-80	Truck	RH	long bed



OER AUTHORIZED

1973-80 Blazer Bed Side Moldings

Reproduction of the bed side moldings for 1973-80 Chevrolet Blazer models. Installed on the body sides. Each upper and lower molding is stamped to factory specifications with correct finish and black details for an original look and fit. Comes prepackaged in OER® polytube.

C2448	73-80	Blazer	upper	LH
C2447	73-80	Blazer	upper	RH
C2444	73-80	Blazer	lower front	LH
C2443	73-80	Blazer	lower front	RH
C2433	73-80	Blazer	lower rear	LH
C2434	73-80	Blazer	lower rear	RH



OER AUTHORIZED

1967-72 Truck Upper Tailgate Moldings

Reproduction of the upper tailgate moldings for 1967-72 Chevrolet/GMC truck models. Attach to the tailgate on either side of the tailgate handle. Each molding is stamped to exact specifications for a perfect fit and original appearance.

C2276	67-72	Truck	LH
C2275	67-72	Truck	RH

OER AUTHORIZED

1967-72 Truck Lower Tailgate Molding

Reproduction of the lower tailgate molding for 1967-72 Chevrolet/GMC truck models. Each molding is stamped to exact specifications for a perfect fit and original appearance.

CX1341	67-72	Truck	lower
--------	-------	-------	-------

1973-74 Truck Tailgate Molding **OER AUTHORIZED**

Reproduction upper or lower tailgate moldings for 1973-74 Chevrolet/GMC truck models. Manufactured in stamped steel to factory specifications for an authentic fit and appearance.

14149	73-74	Truck	upper/lower
-------	-------	-------	-------------

Chevrolet/Pontiac Rubber Stoppers



1967-68 Camaro Rubber Stopper Kit

OER® reproduction of the correct rubber stoppers for 1967-68 Camaro models. The door, hood, console, glove box, and trunk lid rubber stoppers are all here. Prepackaged in OER® polytube.

K88065 67-68 16 piece kit



K88063



K88067

1962-74 Nova/X-Body Rubber Stopper Set

Reproduction rubber stopper set for 1962-74 Chevy II/Nova models. Each set includes the rubber stoppers and pads for the hood, doors, trunk, and glove box. Will replace the original worn out bumpers to complete your restoration. Prepackaged in OER® polytube.

K88067	62-65	14 piece set
K88068	66-67	12 piece set
K88069	68-74	14 piece set



1967-68 Firebird Rubber Stopper Kit

Reproduction rubber stopper kit includes the correct rubber stoppers needed for the doors, hood, trunk lid, console, and glove box on 1967-68 Firebird models. Prepackaged in OER® polytube.

K88060 67-68 20 piece set



K88061

1969 Camaro/Firebird Rubber Stopper Kits

Reproduction rubber stoppers for 1969 Camaro/Firebird models. Kit includes the correct rubber stoppers needed for the doors, hood, trunk lid, console, and glove box. The 1969 Camaro kit also includes the rear license plate stoppers. Enhance appearance as well as provide a secure fit for these components. Prepackaged in OER® polytube.

K88061 69 Firebird 20 piece kit
K88063 69 Camaro 18 piece kit



1963-64 Impala/Full Size Rubber Stopper Set

Reproduction rubber stoppers for 1963-64 Chevrolet Impala/full size passenger cars. Set includes hood, door, trunk, and ash tray stoppers. Enhance appearance as well as provide a secure fit for these components. Prepackaged in OER® poly tube. Sold in sets.

K128 63-64 16 piece set



K88064

1968-69 Camaro RS Rubber Stopper Kit

Reproduction rubber stoppers for 1968-69 Camaro RS models. Kit includes the correct rubber stoppers needed for the doors, hood, trunk lid, console, glove box, and headlight door stoppers. The 1969 kit also includes the rear license plate stoppers for RS models. Prepackaged with OER® header card.

K88064 68 20 piece kit
K88062 69 22 piece kit



1970-81 Camaro Rubber Stopper Kit

Reproduction rubber stopper kit includes the correct rubber stoppers needed for the doors, hood, trunk lid, console, and glove box. Prepackaged in OER® polytube.

K88066 70-81 20 piece kit



1967-72 Chevrolet/GMC Truck Hood Stopper Set

Hood stoppers reduce rattling and help to keep your hood in proper alignment. Set includes 4 side stoppers and 2 hood adjusting bolts with stoppers. Prepackaged in OER® poly tube.

K918 67-72 6 piece set

Chevrolet/Pontiac Rubber Stoppers

1970-84 Hood Rubber Bumper **New!**

Reproduction of the hood bumper designed to prevent damage when hood is closed. Includes correctly threaded stud with round rubber top. Prepackaged in OER® polytube.

Note: Quantities vary by application. Use as required.



Chevrolet

1970-81 Camaro
1974-79 Nova
1974-79 Impala
1974-79 Malibu
1974-79 El Camino
1974-79 Monte Carlo
1958-79 Corvette
1976-79 Vega
1976-79 Monza
1976-79 Chevette
1979-84 Truck

Pontiac

1970-81 Firebird
1976-79 Grand Prix
1976-79 Ventura
1976-79 Bonnevilles
1976-79 Catalina
1976-79 Safari
1976-79 Lemans
1976-79 Sunbird
1976-77 Astre
1978-79 Grand Am

Buick

1976-79 Regal
1976-79 Le Sabre
1976-79 Century
1976-79 Estate Wagon
1976-79 Electra
1976-79 Skylark
1977-78 Wildcat

Oldsmobile

1976-79 Cutlass
1976-79 Omega
1970-79 Toronado
1976-79 Sunfire
1976-79 Ninety Eight
1976-79 Delta 88

Cadillac

1976-79 Seville
1976-78 Deville
1976-79 Eldorado
1976-79 Fleetwood
1976-79 Calais

340999 70-81

1982-04 GM Hood Adjust Stopper

Replacement hood stoppers for various GM models. These bumpers are manufactured in the correct configuration and include the adjuster bolt. Prepackaged in OER® polytube.



1982-84 Camaro/Firebird
1982-96 Impala/Caprice
1982-88 El Camino
1982-88 Monte Carlo
1985-04 Corvette

14069250 82-04

1982-02 Outer Hood Adjuster Bumper **New!**

Reproduction hood adjuster bumpers that are correctly configured and designed to fit various 1982-02 GM models. These are the outer bumpers that attach to the outer portion of the tie bar near the fenders. Each rubber bumper duplicates the original exactly. Sold individually. 2 required per vehicle. Prepackaged in OER polytube.



22525299 82-02 Camaro
22525299 82-02 Firebird
22525299 86-90 Corvette
22525299 82-91 Chevrolet/GMC truck

1998-02 Camaro/Firebird Center Hood Adjuster Bumper **New!**

Correct replacement hood adjuster and bumper designed for 1998-02 Camaro and Firebird models. These are the front center bumpers that go on the fascia center support bracket. Each rubber bumper is manufactured to exact dimensions and will replace the original. 2 required per vehicle. Prepackaged in OER® polytube.



10277069 98-02 2 required

New!



1955 Chevrolet Car Hood Adjust Bumpers

Original style reproduction hood adjust bumpers designed for 1955 Chevrolet 150, 210, and Bel Air models. This set of 4 rubber bumpers are used in the front and the rear and is essential in helping to keep the hood aligned in the correct position. Prepackaged in OER® polytube.

TF300213 55 set of 4

New!



1993-97 F-Body Hood Adjuster Bumper Cap

Reproduction front hood adjuster cap for 1993-97 Camaro and Firebird models. 4 required. Prepackaged in OER® polytube.

14093705 93-97 4 required



1967-69 Camaro Hood Stoppers

K900 67-69 side bumper
3792828 67-69 rear outer bumper



3984072



3973952



K922

GM Restoration Parts

1970-81 Camaro Hood Stoppers

3984072 70-81 rear bumper
3973952 70-81 rear outer bumper
K922 70-81 side bumper

1982-92 Camaro Hood Side Bumper **New!**

Correct reproduction hood side rubber bumper for 1982-92 Camaro models. Designed to replace the original worn out hood side bumper. Sold individually. 4 required per vehicle. Prepackaged in OER® polytube.



14019215 82-92 4 required
881915 82-92 set of 4



1967-68 Firebird Hood Side Stoppers

Reproduction hood side stoppers for 1967-68 Firebird models. Includes set of four. Prepackaged in OER® poly tube.

K131 67-68 4 piece set

1970-81 Pontiac Hood Side Bumper

1970-81 Firebird - 6 Required
1970 full size Pontiac @ Rear - 2 Required
1971-75 full size Pontiac @ Front & Center - 4 Req.



9799712 70-81 Pontiac

1982-92 F-Body Hood Side Bumper

Reproduction rubber hood side bumpers for 1982-92 Pontiac Firebird and 1991 Camaro models. Designed as an anti-rattle and helps to keep the hood aligned properly. Sold individually. 4 required. Prepackaged in OER® polytube.



1982-92 Firebird 1991 Camaro

10017997 82-92 Firebird
10017997 91 Camaro

GM Rubber Bumpers / Stoppers

New!



1959 Hood To Grill Bumpers

OER® reproduction hood to grill rubber bumper for 1959 Chevrolet car models including Impala, Bel Air, and El Camino. Designed to keep the hood from rattling. Sold as a pair. One pair required per vehicle. Prepackaged in OER® polytube.

K2020 59 pair

New!



1959-61 Full Size Hood Side Bumpers

Reproduction hood rubber bumpers for 1959-61 full size Chevrolet cars including Impala, Bel Air, and 1959-60 El Camino models. Designed to help keep the hood aligned and in the correct position. Each bumper duplicates the original and fits correctly. Sold as a pair. 1 pair required per vehicle. Prepackaged in OER® polytube.

K4061 59-61 Impala/Bel Air
K4061 59-60 El Camino

1969-72 Chevrolet Rear Hood Bumper

Reproduction rear hood bumper for 1969-70 full size Chevrolet passenger car, 1970 Chevelle, and 1971-72 Monte Carlo models. Sold individually. 2 required per vehicle.

1969-70 full size Chevrolet
1970 Chevelle
1971-72 Monte Carlo

3962891 69-72 2 required



1980-96 Chevrolet Full Size Hood Side Bumpers

Reproduction hood side runner bumper for 1980-96 Chevrolet Impala and Caprice models. Each bumper is an exact replica of the original. Sold individually.

14010567 80-90 4 required
10109691 91-92 4 required
10109691 93-96 2 required



3790654

1962-72 Chevy II/Nova Hood Stoppers

Correct reproduction rubber hood adjustment stoppers are available for 1962-72 Chevy II/Nova models.

3790654 1962-65 side stoppers, 4pc
3792828 1962-72 front stopper

1960-66 Truck Hood Bumpers **New!**

Reproduction hood rubber bumpers for 1960-66 Chevrolet and GMC truck models.

Each bumper duplicates the original and fits correctly. Sold as a pair. 1 pair required per truck. Prepackaged in OER® polytube.

K4066 60-66 Chevrolet/GMC

1967-72 Chevrolet/GMC Truck Hood Side Stoppers

Reproduction hood side stoppers for 1967-72 Pickup, Suburban and 1969-72 Blazer/Jimmy models. Available in a set of four. Prepackaged in OER® polytube.

K17 67-72 4 piece set

1973-91 Truck Hood Bumper **New!**

Reproduction of the hood side bumper designed for 1973-91 GM truck models. We offer this correct replacement which fits on either side of the hood assembly. Sold individually. Prepackaged in OER® polytube.

12337985 73-86 6 required
12337985 87-91 4 required

New!



1955-56 Cowl Vent Rubber Bumpers

OER® reproduction of the rubber cowl vent bumpers for 1955-56 Chevrolet car models. These bumpers prevent the cowl from rattling. Sold in a set of 8. One set required.

T3000250 55-56 set of 8



1967-69 Firebird Radiator Support Filler Panel Stoppers

Reproduction of the rubber stoppers that fit onto the upper filler panel plate. For Firebirds originally equipped with factory AC or 400 engine. Prepackaged in OER® polytube.

9789299 67-69 4 pieces

1967-69 F-Body Console Lid/Ash Tray Rubber Stopper

OER® reproduction of the rubber stopper for the console lid or ash tray on 1967-69 Camaro/Firebird models.

3919070 67-69 F-Body

1968-72 Chevrolet/GMC Ash Tray Bumper

Reproduction ash tray bumper for 1968-72 Chevrolet/GMC pickup trucks, Blazer, and Suburban models. Manufactured from injection molded rubber as original. 2 required, sold individually. Prepackaged in OER® polytube.

3936550 68-72 Chevrolet/GMC

1982-93 Impala/Caprice Glove Box Door/Ash Tray Bumper

Reproduction anti-rattle rubber bumper for the glove box door on 1982-93 Impala and Caprice models and for the ashtray on 1990 models. Measures 5mm in height and fits a 3mm hole. Sold individually. 2 required per application. Prepackaged in OER® polytube.

3955982 82-93 Impala/Caprice

1988-91 Truck Glove Box Bumper **New!**

Reproduction glove box door bumper for 1988-91 Chevrolet and GMC Truck models. Manufactured to factory specifications from correct rubber material to fit and function as original. Sold individually. 2 required per vehicle.

15545964 88-91 Chevrolet/GMC

GM Rubber Bumpers / Stoppers

1995-96 Firebird Ash Tray Bumper

Reproduction instrument panel ash tray rubber bumper for 1995-96 Firebird models. Manufactured to factory specifications from correct rubber material to fit and function as original. Sold individually, 2 required per vehicle.

New!



15545964 95-96 2 required

1997-02 F-Body Console Door/Console Ashtray Bumpers

New!

This is a correct reproduction console door and console ash tray cover bumper for 1997-02 Camaro and Firebird models. Sold individually, use as required. Prepackaged in OER® polytube.



17997865 97-02 console door
17997865 97-02 console ashtray

1982-02 Inner/Outer Door Handle Bumper

New!

Reproduction rubber bumper designed for the inner and outer door handle on 1982-02 F-Body models and front and rear door handles on 1987-96 Impala and Caprice models. Sold individually. Prepackaged in OER® polytube.



Camaro/Firebird

4812932 82-92 inner door (2 req)
4812932 82-02 outer door (2 req)

Impala/Caprice

4812932 87-96 inner fnl (use as req)
4812932 87-96 inner rear (use as req)



1959-66 Chevrolet Rubber Door Stoppers

Reproduction rubber door stoppers for 1959-64 full size Chevrolet and 1962-66 Chevy II/Nova models. Set of 4.

1959-64 full size Chevrolet
1962-66 Chevy II/Nova

4840894 59-64 full size
4840894 62-66 Chevy II/Nova



1967-92 F-Body Door Stopper

Correct reproduction rubber door stopper available for 1967-92 Camaro and Firebird models. Stopper will help keep the door aligned when closed giving the car a cleaner appearance. Sold individually.

A4441 67-69 4 required
20376243 70-92 2 pair required



1968-79 Chevy II/Nova Door Stoppers

These reproduction stoppers will help your door appearance as well as provide a secure fit when closing the doors. Prepackaged in OER® polytube. Sold in a set.

K130 68-79 4 piece set



1964-91 Chevrolet/GMC Truck Door Bumpers

Reproduction door bumpers for 1964-86 C/K and 1987-91 R/V model Chevrolet and GMC pickup trucks. Includes a set of four rubber bumpers to replace the bumpers on both doors. Prepackaged in OER® polytube.

CX1493 64-91 4 piece set



1955-57 Upper Window Stop Bumpers

Reproduction upper window stops for 1955-57 Chevrolet 150, 210, Bel Air, and Nomad models. Used to adjust the UP travel of the window. Set of 4 bumpers. Prepackaged in OER® polytube.

TF300234 55-57 set of 4

1982-92 F-Body Window Stop Bumper

Reproduction rubber stop bumper for 1982-92 Camaro and Firebird models. Designed to keep the door glass from rolling down beyond the lower limit. Used for the down position on the cam. 2 required per car. Prepackaged in OER® polytube.

T6624604 82-92 F-Body



1968-81 GM Window Stop Bumper

Reproduction rubber stop bumper keeps the door glass from rolling down beyond the lowest travel point. Made from injection molded rubber with press fit retaining tab for easy installation. Use as stopper for door positions (not on cam). Fits many GM applications listed below. 2 required per vehicle. Prepackaged in OER® polytube.

1970-81 F-Body 1968-69 X-Body
1970-76 B-Body 1970-72 A-Body



9810036 68-81 GM

1958-59 Rear Gas Filler Door Bumpers

New!

OER® reproduction rubber bumper for the gas filler door on 1958-59 full size Chevrolet models. Keeps the door from rattling and slamming against the body when closing. Prepackaged in OER® polytube.



K2011 58-59 pair

1962-64 Rear Gas Filler Door Bumpers

New!

OER® reproduction rubber bumper for the rear gas filler door on 1962-64 full size Chevrolet cars. Keeps the door from rattling and slamming against the body when closing. Sold as a pair. One pair required. Prepackaged in OER® polytube.



K1114 62-64 pair

1993-98 F-Body Fuel Tank Filler Bumper

New!

Reproduction of the fuel tank filler door rubber bumper for all 1993-98 Camaro and Firebird models. This bumper attaches on the fuel filler pocket. Sold individually. 2 required. Prepackaged in OER® polytube.



10257216 93-98 2 required

Reproduction GM Weatherstrip

New!



1988-00 Fleetside Truck Fuel Door Bumper

Reproduction of the fuel filler door bumper for all 1988-00 Chevrolet and GMC fleetside trucks. This rubber bumper acts as a anti-rattle for the side fuel door. 2 required. Prepackaged in OER polytube.

88891790 88-00 2 required

1960-61 Rear License Plate Bumpers

OER® reproduction rubber bumpers for the rear license plate on 1960-61 full size Chevrolet cars including 1960 El Camino. Sold as a pair. One pair required. Prepackaged in OER® polytube.

K2018 60-61 pair



New!

1991-96 GM Rubber Trunk Bumper

OER® reproduction rubber trunk bumper used by General Motors for the various applications listed below. Sold individually. 2 required per vehicle. Prepackaged in OER® polytube.

1991-92 Camaro
1991-92 Firebird
1991-96 Impala/Caprice

10211204 91-96 2 req.



New!

1962-69 Chevrolet/Pontiac Trunk Lid Rubber Stopper

OER® reproduction of the rubber stopper for the trunk lid on the Chevrolet/Pontiac models listed below.

1967-69 Camaro/Firebird 1962-67 Chevy II/Novo
1965-69 full size Chevrolet 1964-67 Chevelle

4721222 62-69 2 required



1990-00 Truck Tailgate Bumper

OER® reproduction of the tailgate rubber bumper for 1990-2000 Chevrolet and GMC trucks. Designed to keep the tailgate from rattling. Sold individually. 2 required per truck. Prepackaged in OER® Polytube.

15667103 90-00 2 required



New!

1967-69 F-Body Convertible Top Frame Stoppers

Rubber stoppers for Camaro/Firebird are used to keep the top frame separated when folding into the well. Prepackaged in OER® polytube. Sold in pairs.

4680380 67-69 F-Body



New!

1947-81 GM Rubber Bumper

OER® reproduction rubber bumper used by General Motors for the various applications listed below. Prepackaged in OER® polytube.

Note: Numbers in parenthesis is quantity needed per GM. All others are use as needed.

Camaro
1967 radiator fan guard (2)
1968 Rally Sport H/L cover
1969 rear license plate
Firebird
1967-69 radiator fan guard (2)
full size Chevrolet
1959-60 front bumper valance
1959-61 radiator grill to H/L filler panel (2)
1960-65 front license plate
1958-65 rear license plate (2)
1961-62 door glass stop
1964-66 hood lamp to hood

Chevy II/Novo
1965-66 hood lamp to hood
Truck
1947-59 hood to fender
1960-65 front license plate
1960-72 rear license plate
1960-91 door glass stop (1)
1973-80 inner door handle (1)
1973-79 tail gate (2)
1975-76 fender skirt

Corvette
1955-60 rear license plate
1962-75 front license plate
1958-61 front bumper to body
1958-61 front valance panel
1961-65 door glass stop (2)
1974-75 hood panel
1974-75 carb air valve plug (1)

Corvair
1960-69 rear license (2)
1961-63 door glass stop
1962-64 heater air inlet stop bumper)
1965-66 under hood lamp to hood

3762180 47-91 GM



1966-81 GM Hood/Seat Back Stopper

Replacement rubber bumper for various GM models. These rubber stoppers are designed to keep seats and hoods aligned properly. Sold individually. Use as required.

1966-67 Chevy II/Novo wagon 2nd seat-lock side
1961-74 full size 6 pass wagon 2nd seat-lock side
1972-74 full size hood-rear
1973-74 Chevelle hood-rear
1976-81 Malibu 2nd seat-lock side
1973-74 Suburban center seat back stop

9841451 66-81 GM



New!



1955-59 Trunk/Rear License Plate Bumpers

OER® reproduction rubber bumpers for the upper trunk on 1955-59 full size Chevrolet cars and the rear license plate on all 1955-59 cars including 1959 El Camino. Sold as a pair. One pair required per application. Prepackaged in OER® polytube.

K2019 55-59 pair

New!



1963-90 GM Rubber Bumper

OER® reproduction rubber bumper used by General Motors for the various applications listed below. Prepackaged in OER® polytube.

Chevrolet Nova
1973-78 folding seat back (2 req.)
1973-76 door lock remote control(use as req.)

Chevrolet full size wagon

1963-67 fuel filler door (2 req.)

1965-69 spare tire cover (1 req.)

Chevrolet Chevelle/Malibu

1978-81 license plate (2 req.)

1976-90 fuel filler door (2 req.)

Pontiac Ventura

1976-79 folding seat (2 req.)

Pontiac Bonneville

1978-81 fuel filler door (2 req.)

Pontiac Le Mans


1978-81 fuel filler door (2 req.)

4880572 63-90 GM

Windshield/Back Glass Weatherstrip



TF300087



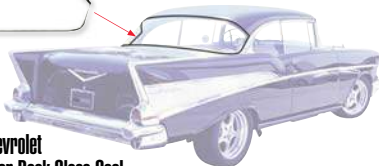
1955-57 Chevrolet Passenger Car Windshield Seal

Reproduction windshield seal for 1955-57 Passenger Car models. This seal is manufactured to original specifications for an authentic fit and appearance. Prepackaged in OER® polytube.

TF300087	55	Chevrolet Passenger Car	150 only
TF300088	55-57	Chevrolet Passenger Car	except 150/convertible



TF300144



1955-57 Chevrolet Passenger Car Back Glass Seal

Reproduction rear glass weatherstripping for various 1955-57 Chevrolet Passenger Car models. This seal surrounds the back window glass channel, as original.

TF300144	55-57	Chevrolet Passenger Car	12 dr hardtop
TF300148	56-57	Chevrolet Passenger Car	1 sedan
TF300145	55-57	Chevrolet Passenger Car	1 Nomad

New!



1962-64 Impala Back Glass Weatherstrip

OER® reproduction of the back glass weatherstrip seal for 1962-64 Impala 2 door hardtop models. Manufactured from quality molded rubber for a perfect fit. Prepackaged in OER® polytube.

K8082	62-64	2 door hardtop
-------	-------	----------------



1962-67 Chevy II/Nova Windshield Glass Weatherstrip

Superb reproduction of the weatherstripping which surrounds the windshield glass channel. After years of use this weatherstrip usually needs to be replaced.

K4035	62-67	coupe or convertible
-------	-------	----------------------



1962-65 Chevy II/Nova Back Window Glass Weatherstrip

Superb reproduction of the weatherstripping which surrounds the back window glass channel. After years of use this weatherstrip usually needs to be replaced. 2 groove without stainless trim

K4036	62-65	coupe
-------	-------	-------



1985-92 F-Body Windshield Seal Lock Strip

Reproduction windshield seal lock strip for 1985-92 Camaro and Firebird models. This lock strip secures the windshield glass and fills the gap between the glass and molding.

10103279	85-92	F-Body
----------	-------	--------




Windshield/Back Glass Installation Tape

OER AUTHORIZED

Original type self-sealing glass installation tape used to install both the front windshields and rear glass on various models that do not use a pre-molded window gasket. Measures 15" x 3/8". One roll does one windshield or rear glass.

K4122	various models
-------	----------------

Reproduction GM Weatherstrip



1967-69 F-Body Hood To Cowl Seal

Weatherstrip seal which attaches to the cowl top vent grill and seals the area between the hood and cowl panel. Fits all 1967-69 Camaro and Firebird models. Prepackaged in OER® polytube with the GM Restoration Parts™ logo.

3927464 67-69 F-Body



3962999

3962999
Side Detail



14019217



R686



1970-92 F-Body Hood To Cowl Seal

Weatherstrip seal for 1970-92 Camaro/Firebird models which attaches to the cowl top vent grill and seals the area between the hood and cowl panel. This is a correct reproduction of the seal that features the correct configuration. Prepackaged in with OER® header card.

Weatherstrip

3962999 70-81 Camaro

3962999 79-81 Firebird

14019217 82-92 F-Body

Clip Kit

R686 70-81 18 piece

New!



K8096



748621

1967-69 F-Body Radiator Support to Hood Seal and Clip Set

OER® reproduction radiator support to hood seal for 1967-69 Camaro and Firebird models with factory air conditioning. Made from high quality extrusion molded rubber. Installs between the hood and the radiator support. Designed to keep the air from flowing over the core support, by forcing the air through the condenser and radiator. Clips sold separately. Pre-packaged in OER® polytube.

K8096 67-69 seal
748621 67-69 clips (9 pcs)

New!



1961-64 Impala/Full Size Hood to Cowl Seal

Reproduction hood to cowl seal for 1961-64 full size Chevrolet cars including Impala, Bel Air, and Biscayne models. Each weatherstrip attaches to the cowl panel and seals the area between the hood and windshield. Manufactured to exact specifications allowing the seal to install correctly and maintain a tight seal. Prepackaged in OER® polytube.

3781200 61-62 Impala/Full Size
3819258 63-64 Impala/Full Size

1965-67 Impala/Caprice Hood Cowl Seal

OER® reproduction of the hood to cowl seal for all 1965-67 Full size Chevrolet car models. Attaches to the cowl panel and seals the area between the hood and windshield. This reproduction is manufactured to exact specifications allowing the seal to install correctly and maintain a tight seal. Prepackaged in OER® polytube.

K8095 65-67 Impala/Caprice

New!



10221897



10230099



K9196

1991-96 Chevrolet Full Size Hood Seals

Reproduction front, hood to cowl, and rear outer corner hood seals for 1991-96 Chevrolet full size passenger car models. Manufactured from durable rubber, these seals are designed to keep the engine bay clean and dry. Prepackaged in OER® polytube.

Caprice Models

10221897/91-93 front/hoodseal
10230099 91-96 hood to cowl seal
K9196/91-96 rear/cornerseals

Impala Models

10221897/91-96 front/hoodseal
10230099 94-96 hood to cowl seal
K9196/91-96 rear/cornerseals

1962-74 Chevy II/Nova Hood To Cowl Seal Weatherstrip

Reproduction weatherstrip seal which attaches to the cowl panel and seals the area between the hood and windshield. Manufactured to exact specifications allowing the seal to install correctly and maintain a tight seal. Fits 1962-74 Chevy II/Nova models as listed.

Notes: *Attaching clips not required.

K4058 62-67 w/attaching clips
K4055 68-74 w/o attaching clips



1967-72 GM Truck to Hood Cowl Seal

OER® reproduction of the hood to cowl seal for all 1967-72 Chevrolet and GMC trucks, Suburbans, and Blazer/Jimmy models. Seal will keep the rain and dirt that could creep under the hood out of the engine compartment. Prepackaged in OER® polytube.

6270848 67-72 GM Truck



New!



K929

1967-74 Chevrolet/Pontiac

Firewall Cowl Seal Set Restoration Parts

This kit features the gaskets required to eliminate leaks through the firewall. Includes steering column to firewall seal, hood to cowl seal, cowl vent side seals, and wiper motor to firewall seal for 1967-69 F-Body and 1968-74 X-Body. Packaged with OER® header card featuring GM Restoration Parts™ logo.

K929	67-68	Camaro/Firebird
K930	68-74	Nova
K930	69	Camaro/Firebird



1970-72 Chevelle

Hood Pin Plate Gasket

OER® reproduction hood pin plate gasket for all vehicles equipped with hood pins. This gasket is die cut from heavy grade rubber.

K638	70-72	Chevelle
------	-------	----------



1955-57 Chevrolet Passenger Car

Vent Window Seals

Vent window rubber seals for 1955-57 Chevrolet two and four door hardtop, sedan, convertible, and Nomad models. Set includes two "C" weatherstrip pieces and two vertical weatherstrip pieces which is enough for both vent windows.

1F300114	55-57	hardtop
1F300114	55-57	convertible
1F300114	55-57	Nomad
1F300115	55-57	sedan



1967 Camaro/Firebird

Correct molded reproduction of the 1967 Camaro and Firebird vent frame weatherstrip. Will replace the original exactly and features the correct configuration and original design. Includes both LH and RH weatherstrips. Prepackaged in OER® poly-tube.

K4167	67	Camaro/Firebird
-------	----	-----------------



N4251

1962-72 Chevy II/Nova

OER® reproduction front door vent window weatherstrip for 1962-72 Chevy II/Nova models. Manufactured from quality rubber as original for a factory fit and appearance.

N4251	62-67	coupe/convertible
N4252	62-67	sedan or wagon
6810007	68-72	vent frame

Vertical Vent Glass Run Felt Channel



1967 F-Body Vent Glass Run Vertical

Weatherstrip Restoration Parts

Beautifully molded reproduction of the vertical vent glass weatherstrip. This is the correct weatherstrip which attaches to the vent frame on the window side and runs vertically down into the door frame. The 1967 Camaro and Firebird models were the first and only year that F-bodies included a door vent glass window. Features correct molded ends as original.

K917	67	Camaro/Firebird
------	----	-----------------



K495

1967-69 Camaro/Firebird Conv.

Quality reproduction of the rubber or latex pillar post weatherstrip originally installed on all 1967-69 Camaro and Firebird convertibles. Sold in pairs. Correct mounting fasteners are included with each pair of weatherstrip. Prepackaged in OER® polytube.

K495	67	rubber
K496	68-69	rubber



1968-72 Nova Door

OER® reproduction of the Nova door glass upper channels. Includes 2 flexible upper channels and 2 flexible vertical glass runs. These replacement upper channels are designed to keep the window secure in the track when being rolled up or down. Also helps eliminate rattling.

PW1098	68-72	2 door sedan
--------	-------	--------------

1982-91 Camaro/Firebird Side

Window Corner Filler Weatherstrip

Weatherstrips attach to the plastic corner filler at the front of the side windows on all 1982-91 Camaro and Firebird models. Be sure you don't forget this important rubber strip when replacing your 3rd generation weatherstrip. Reproduction features correct steel inserts for a great fitting replacement without the high cost of GM originals. Prepackaged in OER® polytube.


20598023	82-91	LH
20598022	82-91	RH



Camaro/Firebird Weatherstrip

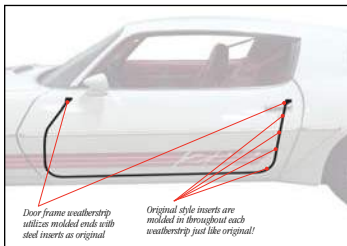
1967 F-Body Rubber Door Frame Weatherstrip

OER® offers the finest quality reproduction door frame weatherstrip for 1967 Camaro and Firebird models. Reproduction door frame weatherstrip is manufactured to original factory specifications, featuring correct molded ends with metal inserts, and original style plastic clips molded in for easy installation. All OER® weatherstrip is officially licensed by GM and features the GM Restoration Parts™ symbol on each prepackaged set. 1967 OE# 7638506 RH 7638507 LH.




GM Restoration Parts

W5500 67 F-Body LH & RH



1968-69 F-Body Rubber Door Frame Weatherstrip

OER® offers the finest quality reproduction door frame weatherstrip for your 1968-69 Camaro and Firebird models. Reproduction door frame weatherstrip is manufactured to original factory specifications, featuring correct molded ends with metal inserts and original style plastic clips molded in for easy installation. All OER® weatherstrip is officially licensed by GM and features the GM Restoration Parts™ symbol on each prepackaged set. 1968-69 OE# 7719476 RH 7719477 LH.



GM Restoration Parts

W5501 68-69 F-Body LH & RH



1967-69 F-Body Latex Door Frame Weatherstrip

GM Restoration Parts

OER® door frame weatherstrip for 1967-69 Camaro and Firebird models is manufactured in OEM style soft latex rubber. Featuring correct molded ends with metal inserts and original style plastic clips molded in for easy installation. Latex rubber compound was the choice material that GM used originally and installed on all the early generation models. The material is softer and creates a desirable seal between the door and body frame. Latex weatherstrip is offered for the purist restorer who wants perfection or the daily driver who simply wants originality. OER® weatherstrip is officially licensed by GM and features the GM Restoration Parts™ symbol on each prepackaged set. Sold in pairs only.

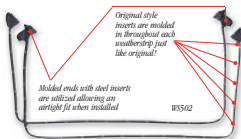
1967 F-Body OER 7638506 RH - 7638507 LH
1968-69 F-Body OER 7719476 RH - 7719477 LH

W5509 67 F-Body LH & RH
W5510 68-69 F-Body LH & RH

1970-81 F-Body Rubber Door Frame Weatherstrip

GM Restoration Parts

OER® offers the finest quality reproduction door frame weatherstrip for your 1970-81 Camaro and Firebird models. Reproduction door frame weatherstrip is manufactured to original factory specifications, featuring correct molded ends with metal inserts, and original style plastic clips molded in for easy installation. All OER® weatherstrip is officially licensed by GM and features the GM Restoration Parts™ symbol on each prepackaged set. OE# 1970-81 RH 9809376, LH 9809377. 1982-92 RH 20350900, LH 20350901.



W5502 70-81 F-Body LH & RH
W5507 82-92 F-Body LH & RH




1988-92 F-Body Lower Door Weatherstrip Seal

OER® replacement seal fits onto the bottom door and acts as an auxiliary weatherstrip protecting water or elements from entering. Door frame weatherstrip works in conjunction with this strip. Two required per vehicle.

10125220 88-92 Camaro/Firebird

Camaro/Firebird Weatherstrip



GM Restoration Parts

1967-81 F-Body Latex Roof Rail Weatherstrip

OER® roof rail weatherstrip for 1967-81 Camaro and Firebird models. Manufactured in OEM style soft latex rubber. Featuring correct ends and original style plastic clips molded in for easy installation. Each weatherstrip replaces the area from the outer side windshield pillar post area and along the entire roof rail section. Latex rubber compound was the choice material that GM used originally and installed on all the early generation models. The material is softer and creates a desirable seal between the roof rail and body frame. Latex weatherstrip is offered for the purist restorer who wants perfection or the daily driver who simply wants originality. OER® weatherstrip is officially licensed by GM and features the GM Restoration Parts™ symbol on each prepackaged set. Sold in pairs only.

1967 F-Body OE# 7639151 RH - 7639152 LH
 1968-69 F-Body OE# 7719482 RH - 7719483 LH
 1970-81 F-Body OE# 9816708 RH- 9816709 LH

WS512	67	F-Body	LH & RH
WS513	68-69	F-Body	LH & RH
WS514	70-81	F-Body	LH & RH



1967-69 Camaro/Firebird 5-Piece Convertible Roof Rail Weatherstrip Kit

GM Restoration Parts

1967-69 Camaro/Firebird weatherstrip kit includes the roof line weatherstrip for each side and the front windshield header weatherstrip. Side rail weatherstrip features pre-cut opening tabs for easy installation instead of small screw holes which are much more difficult to align. The front header weatherstrip features the correct style insert clips attached to the weatherstrip for easy installation. Our kit duplicates the original configuration which allows a much easier installation while retaining the original appearance and leak resistance.

K165	67-69	Camaro/Firebird	5 piece set
------	-------	-----------------	-------------

1967 F-Body Rubber Roof Rail Weatherstrip

GM Restoration Parts

OER® offers the finest quality reproduction roof rail weatherstrip for 1967 Camaro and Firebird models. These weatherstrips replace the area from the outer side windshield pillar post and along the entire roof rail section. Manufactured to original factory specifications. All OER® weatherstrip is officially licensed by GM and features the GM Restoration Parts™ symbol on each prepackaged set. 1967 OE# 7639151 RH 7639152 LH



WS503	67	F-Body	LH & RH
-------	----	--------	---------

1968-69 F-Body Rubber Roof Rail Weatherstrip

GM Restoration Parts

OER® offers the finest quality reproduction roof rail weatherstrip for your 1968-69 Camaro and Firebird models. These weatherstrips replace the area from the outer side windshield pillar post and along the entire roof rail section. Manufactured to original factory specifications, featuring correct molded ends with metal inserts for easy installation. All OER® weatherstrip is officially licensed by GM and features the GM Restoration Parts™ symbol on each prepackaged set. 1968-69 OE# 7719482 RH 7719483 LH



WS504	68-69	F-Body	LH & RH
-------	-------	--------	---------

1967-81 F-Body Roof Rail Blow-Out Clips

New!

Reproduction roof rail blow-out clips for 1967-81 Camaro and Firebird coupe models. Clips install at the front door window top outer corners to retain the roof rail weatherstrips. Prepackaged in OER® polytube.




K3143	67-69	F-Body	set of 4
9632840	70-81	F-Body	pair

1970-92 F-Body Rubber Roof Rail Weatherstrip

GM Restoration Parts

OER® offers the finest quality reproduction roof rail weatherstrip for your 1970-92 Camaro and Firebird models. These weatherstrips replace the area from the outer side windshield pillar post and along the entire roof rail section. Manufactured to original




factory specifications, featuring correct molded ends with metal inserts for easy installation. All OER® weatherstrip is officially licensed by GM and features the GM Restoration Parts™ symbol on each prepackaged set. OE# 1970-81 9816708 RH 9816709 LH. 1982-92 RH 10198206, LH 10198207.

WS505	70-81	F-Body	LH & RH
WS508	82-92	F-Body	LH & RH

Reproduction GM Rubber Weatherstrip

New!



1955-57 Chevrolet Sedan Upper Glass Run Channels

Reproduction upper glass run channels for 1955-57 Chevy two door sedan models. Manufactured to factory specifications with original style mounting points, and feature the correct round stainless bead with felt material. Sold as a pair. One pair required per car. Prepackaged in OER® polytube.

TF401001	55-57	Chevrolet Sedan	2 door sedan
----------	-------	-----------------	--------------

New!



1963-70 Chevrolet Full Size Roof Rail Weatherstrip

Reproduction roof rail weatherstrip for 1963-70 full size Chevrolet passenger car models including Impala and Caprice. Manufactured to original specifications to provide an authentic replacement for the entire roof rail weatherstrip. Sold in pairs. Prepackaged in OER® polytube.

K430	63-64	Chevrolet Full Size	2 door hardtop
K431	65-66	Chevrolet Full Size	2 door hardtop
K456	67-68	Chevrolet Full Size	2 door custom coupe
K382	69-70	Chevrolet Full Size	2 door hardtop
K383	69-70	Chevrolet Full Size	4 door hardtop



1962-64 Chevy II/Nova Roof Rail Weatherstrip

OER® reproduction weatherstrips will replace your deteriorated or leaking originals. These weatherstrips are sold in pairs and will replace the entire roof rail weatherstrip for 1962-64 Chevy II/Nova 2 door coupe/hardtop. Prepackaged in OER® polybag.

K441	62-64	Chevy II/Nova	2 door hardtop
------	-------	---------------	----------------

1966-67 Nova Roof Rail Weatherstrip

OER® reproduction roof rail weatherstrip for 1966-67 Chevy II/Nova models. Manufactured from quality rubber to original specifications for a factory seal.



K451	66-67	Nova	coupe/hardtop
------	-------	------	---------------



1961-68 Chevrolet Full Size Door Frame Weatherstrip

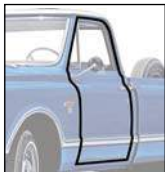
Reproduction door frame weatherstrip for 1961-68 full size Chevrolet models including Impala, Bel Air, Biscayne, and Caprice. Manufactured to original specifications to provide an authentic replacement. Includes mounting clips. Sold in pairs. Prepackaged in OER® polytube.

K426	61-62	2 door hardtop/convertible
K427	61-64	2 door sedan
K457	63-64	2 door hardtop
K428	65-66	2 door sedan
K452	65-66	2 door hardtop/convertible
B10011	67-68	Impala 2 dr hardtop or convertible
B10011	67-68	Caprice convertible
B10011	67	Caprice 2 dr hardtop

New!



K8097



K8098

1960-72 GM Truck Door Frame Weatherstrip

Correct replacement weatherstrip designed for 1960-72 pickup models. Each weatherstrip is manufactured to exact specifications allowing a tight seal after installed. Sold as a pair. Prepackaged in OER® polytube.


K8097	60-66	GM Truck
K8098	67-72	GM Truck

Reproduction GM Rubber Weatherstrip

New!



K442



K443



Exact configuration for easy installation including door inserts installed in the correct mounting locations.

1962-79 Chevy II/Nova Door Frame Weatherstrip

Reproduction door frame weatherstrip for 1962-79 Chevy II/Nova models. The door frame weatherstrip is installed on the outer frame of the door. Installation clips are included. Sold in pairs. Prepackaged in OER® polytube.

K442	62-67	2 door hardtop/conv.
K440	62-67	2 door sedan
K443	68-72	2 door coupe
K445	73-79	2 door coupe
K4062	62-67	4 dr sedan - front doors
K4064	62-67	4 dr sedan - rear doors
K454	68-74	4 dr sedan - front doors
K4063	68-74	4 dr sedan - rear doors



1964-79 GM Door Handle Gasket Set

Restoration Parts

This OER® manufactured reproduction door handle gasket set will replace the originals exactly. Includes gaskets for LH and RH doors. 2 kits required for four door models. Fits 1967-69 Camaro and Firebird, 1965-70 full size Chevrolet models, and 1966-79 Chevy II/Nova, 1964-72 Chevelle.

R889 64-79 LH and RH

1958-90 GM Door Lock

Cylinder Gasket Restoration Parts

Correct configuration of the original gasket used to seal the door lock cylinder mechanism to the outer door sheet metal assembly on numerous 1958-90 GM applications.

K940 58-90 GM



K631



K632



K633



K634



K924



P001

1964-81 Chevrolet/Pontiac Fender Skirt Splash Apron Sets

Restoration Parts

Replace worn and brittle splash aprons with new reproductions to keep your engine compartment clean and free of water, salt and other road debris. Each set will install on both the driver and passenger side, and includes a full set of original type staples.

K631	64-65	Chevelle
K632	66-67	Chevelle
K633	68-72	Chevelle, with plastic wells
K634	68-72	Chevelle, with steel wells
K923	67-68	Camaro
K924	69	Camaro
K286	70-81	Camaro
K282	67-69	Firebird
K286	70-81	Firebird



1962-67 Chevy II/Nova Quarter Window Vertical Weatherstrip

This high quality reproduction of the quarter window vertical weatherstrip is manufactured with OEM type rubber which will seal the area between the two side windows on 1962-67 2 door coupe/hardtop models. Features correct style steel inserts. Sold in pairs. Prepackaged in OER® polybag.

K446 62-65 2 door coupe/hardtop
K447 66-67 2 door coupe/hardtop

New!



1965-68 Chevrolet Full Size Quarter Window Seals

Reproduction quarter window weatherstrip for 1965-68 full size Chevrolet models including Impala and Caprice. These seals install vertically on the side quarter window edge where the quarter window meets the front door window. Sold in a pair. Prepackaged in OER® polytube.

K264 65-66 2 dr coupe/fastback
K380 65-66 4 dr hardtop
K265 67-68 2 dr coupe/fastback
K381 67-68 convertible



1961-70 Chevrolet Full Size U-Shape Door Jamb Seals

Reproduction U-shape rubber molded weatherstrip originally installed on 1961-70 Chevrolet full size passenger car models. This seal attaches to the door jamb area under the quarter window vertical weatherstrip and seals the door jamb quarter section. Sold in pairs. Prepackaged in OER® polytube.

K2016 61-64 hardtop
K2015 61-64 convertible
B366 65-66 LH & RH
K6768 67-68
2910009 69-70

1962-67 Chevy II/Nova U-Shape Door Jamb Seals

Features steel inserts!

OER® reproduction of the rubber door jamb U-seals for 1962-67 Chevy II/Nova 2 door hardtop models. Installs on the door jamb directly below the quarter window.



N180 62-65 LH and RH
N179 66-67 LH and RH

1967-69 F-Body U-Shape Door Jamb Seals

Features steel inserts!

Reproduction of the U-shape door jamb seals for 1967-69 Camaro and Firebird models. These rubber seals feature the correct steel inserts as original.



K356 67-69 F-Body



1962-67 Windlace End Caps

Correct reproduction of the end caps which insert in the door jamb area and finish the upper section where the windlace ends. These reproductions are excellent quality and will replace the originals exactly. Available in black only. Sold in pairs. Prepackaged in OER® polytube.

K413 62-67 Chevy II/Nova
K516 67 Camaro/Firebird



1967-69 F-Body Interior Door Jamb Windlace Molding

Restoration Parts

An authentic reproduction of the door jamb windlace molding available for 1967 and 1968-69 Camaro and Firebird models! Manufactured in the original style materials featuring correct grain. This OER® reproduction is produced to exact specifications assuring an original fit and appearance. They are manufactured using rigid steel inserts allowing easier installation. Available in black only. Paint as required.

K514 67 F-Body
K515 68-69 F-Body

1968-72 Chevy II/Nova Door Jamb Windlace

New!

Reproduction of the door jamb windlace for 1968-72 Chevy II/Nova 2 door models. These run from under the rear of the sill plate up the rear portion of the inner door jamb to the quarter glass. The upper end is capped off like original. Sold as a pair. Prepackaged in OER® polytube.



Detail view of windlace end caps

14683 68-72 Chevy II/Nova



Installation Detail



WL208 Detail



Universal Snap-On Windlace by the Foot

OER AUTHORIZED


Replacement-style snap-on vinyl windlace, sold by the foot. Often used to seal interior rear door jamb edges to sill plates and much more. Featuring authentic vinyl grain texture, positive gripping power and rapid application, this flexible snap-on vinyl trim is ideal for classic car applications. Available in a variety of colors.

Note: Windlace is cut to your measurement and therefore is non-returnable.

WL200 black
WL201 bright red
WL202 dark red
WL203 bright blue
WL204 gold/tawn
WL205 aqua/turquoise
WL206 dark blue
WL207 moss green
WL208 tan
WL209 silver
WL210 dark saddle
WL211 dark brown
WL212 parchment/off white
WL213 bright white

GM Weatherstrip/T-Top Components

K234 Installs on body



K235 Installs on panel

1978-81 F-Body Fisher T-Top Weatherstrip

Reproduction of the Fisher T-Top weatherstrip for mid 1978-81 Camaro/Firebird models. Fits Fisher T-Tops only. Purchase both K234 and K235 for complete replacement. Prepackaged in OER® polytube.

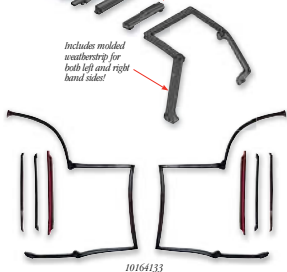


K234	78-81	F-Body	on body	LH & RH
K235	78-81	F-Body	on panel	LH & RH

Includes weatherstrip and plastic molded rails for left and right hand sides just like original!



Includes molded weatherstrip for both left and right hand sides!



10164133

1982-92 Camaro/Firebird T-Top Weatherstrip Kit

Complete reproduction of the original 1982-92 F-Body T-Top weatherstrip including all the necessary components. This kit includes the correct molded weatherstrip for both passenger and drivers sides, and plastic molded rails just like original! Instructions also included in each set. Prepackaged in OER® box.

Important: There are only two types of T-Tops for 1982-92 models. The easiest way to identify which type you have is to measure the F-Top length, where the glass fits under the center T-Bar factory installed (Fisher) = 30-1/4". Aftermarket installed cars and concepts = 25".

Note: Early 1988 models featured an interlocking slider bracket molded into the T-Top body side weatherstrip. The replacement weatherstrip does not feature the bracket but it will install and function correctly on early 1988 models.

10164133	82-92	Camaro/Firebird	8 pieces
----------	-------	-----------------	----------

New!



1978-81 Hurst T-Top Weatherstrip-1st Design

High quality reproduction of the Hurst style 1st design T-top weatherstrip. This weatherstrip was primarily used with 1976 to early 1978 models. If the weatherstrip folds over to the headliner area it would be considered 1st design. The Hurst 2nd design includes a molding which runs between the weatherstrip and headliner area. The set includes the four basic weatherstrip pieces which replace both sides of the hatch. Prepackaged in OER® polytube.

WS233	78-81	Camaro
WS233	78-81	Firebird

1978-81 Fisher T-Top Retaining Clip Grommet

New!

Reproduction of the injection molded plastic T-Top retaining clip grommet that was designed for 1978-81 Camaro and Firebird models with Fisher style T-tops. Each grommet is manufactured to exact specifications. Sold individually. 4 required per vehicle. Prepackaged in OER® polytube.



20066276	78-81	Camaro
20066276	78-81	Firebird



1978-92 GM T-Top Handles

Reproduction of the handles that secure and release the T-Tops on various GM models. Manufactured to factory specifications and chrome plated as original. Correct attaching screws are included. Prepackaged in OER® chipboard box.

Chrome

1978-81 Camaro	1978-81 Firebird
1978-85 Monte Carlo	1978-85 Olds Cutlass
1978-85 Buick Regal	1978-85 Grand Prix

Black

1982-92 Camaro	1982-92 Firebird
----------------	------------------

K22938	78-85	chrome
K22939	82-92	black

Chevrolet/Pontiac Weatherstrip/Paint Seal Kits

Camaro Gaskets



1967-88 Camaro Tail Lamp Bezel to Body Gaskets

OER® reproduction molded tail lamp to body gaskets which act as a cushion between the tail light bezel and the rear body panel. Includes LH and RH gaskets. Prepackaged in OER® polytube. OE# 5959355 (LH) 5959356 (RH)

5959355 67-68 molded rubber



1967-88 Camaro RS Park Lamp Housing Gaskets

Includes 2 gaskets for mounting the park lamp assemblies to the valance panel. Exact reproduction of original park lamp housing gaskets. Prepackaged in OER® polytube.

5959235 67-68 molded rubber



1967-88 RS Back-Up Housing To Body Gaskets

Reproduction gaskets for 1967-68 Camaro Rally Sport back-up lamp assemblies. Inserts between the lamp housing and rear body panel. Manufactured with dense foam materials offering a tight, leak-proof seal. Prepackaged in OER® poly tube.

3899801 67-68 molded rubber



1969 RS Back-Up Lamp Housing to Body Gaskets

Reproduction back-up lamp gaskets for 1969 Camaro Rally Sport models. Mounts between the back-up lamp housing and the body.

22551 69 with Rally Sport



1970-73 Camaro Park Lamp Gaskets

OER® reproduction "molded" park lamp gaskets for 1970-73 Camaro models except Rally Sport. These original style molded gaskets fit between the lens and housing and will ensure a better fit and seal than other aftermarket stamped foam gaskets.

K1115 70-73 Camaro

Firebird Gaskets



1970-81 Firebird Side Marker Lamp Lens Gaskets

OER® reproduction side marker lens gasket for 1970-81 Firebird models. Mounts between the lens and the housing on both the front and rear side markers.

5963134 70-81 front or rear



1968 Firebird Park Lamp Lens Gaskets

Reproduction molded park lamp lens gaskets for 1968 Firebird models. Mounts between the lens and the housing.

5960073 68 lens to housing

Nova Gaskets



1966-67 Nova Tail Lamp Bezel to Body Gaskets

Reproduction of the gaskets used to seal the tail lamp bezel to the body. These heavy weight reproductions will help eliminate water or other elements from entering the trunk area. Includes 2 gaskets. Prepackaged in OER® poly tube. OE# 7587759

7587759 66-67 molded rubber



1968-69 Nova Tail Lamp Bezel to Body Gaskets

Reproduction of the gaskets used to seal the tail lamp bezel to the body. Includes 2 gaskets. Prepackaged in OER® poly tube. OE# 7730113

7730113 68-69 molded rubber



1970-72 Nova Tail Lamp Bezel to Body Gaskets

Manufactured with OEM equivalent materials, you can replace your originals and reseat your lamp assembly to prevent damage. Gaskets seal the area between the tail lamp assembly and the body. Sold in pairs.

5963118 70-72 molded rubber

Chevrolet/Pontiac Weatherstrip/Paint Seal Kits



1969 standard or RS paint seal kit K927

1967-69 Camaro Paint Seal Kits



OER® manufactured kits designed to replace the gaskets that touch the paint including door handles, door lock cylinders, tail light bezels, side marker bezels, door mirror, antenna base, and trunk lock cylinder. Each gasket is manufactured to exact specifications. Prepackaged in OER® polytube.

Note: Contents and quantities of items may vary by year.

K925	67	Camaro	standard
K926	68	Camaro	standard
K927	69	Camaro	standard or RS
K928	67-68	Camaro	RS park & back-up lamps

Correct channel fits below tailgate glass as shown.



1962-64 Nova Wagon Tailgate Glass Channel

A unique opportunity to replace this often forgotten detail on the tailgate of station wagons. The window glass channel is designed to replace the bent or missing original. Once installed, it will provide a solid mounting point for the base of your wagon's rear window.

N131	62-64	Nova Wagon
------	-------	------------



1967-69 Camaro/Firebird Trunk Weatherstrip Gutter Set

Reproduction 1967-69 Camaro/Firebird 3 piece trunk gutter set used to help install the trunk weatherstrip around the inner trunk area. Prepackaged in OER® box.

K281	67-69	Camaro/Firebird
------	-------	-----------------

Rubber or Latex Style Weatherstrip for Trunks!



W55-15 - 1958 Full Size



1955-81 Chevrolet/Pontiac Trunk Weatherstrip

After several years, the original trunk weatherstrip can become brittle and break leaving gaps for water to enter. Avoid the damage caused by your trunk area and offer your customers weatherstrip that's properly configured. Choose from rubber or original style latex material. OER®'s weatherstrip is extruded to fit the groove around the trunk body securely and tightly to avoid water entering the trunk. Installs using 3M brand weatherstrip adhesive (sold separately).

Rubber Weatherstrip

IF300151	55-56	except wagon (rubber)
IF300152	57	except wagon (rubber)
W5516	58-75	Full Size Chevrolet (rubber)
K4010	62-74	Chevy II/Nova (rubber)
3061316	75-79	Nova (rubber)
K3020	67-81	Camaro/Firebird (rubber)
20490800	76-81	Full Size Chevrolet (rubber)

Latex Weatherstrip

W5515	58-75	Full Size Chevrolet (latex)
W5515	62-74	Chevy II/Nova (latex)
W5515	67-81	Camaro/Firebird (latex)



1974-79 GM Nova/X-Body Hatchback Weatherstrip

Correct reproduction of the hatchback weatherstrip for 1974-79 X-Body models with hatchback rear cargo areas. Reproduction weatherstrip features correct extruded dimensions. Prepackaged in OER® polybag.

1974-79	Chevrolet Nova	1974-79	Oldsmobile Omega
1974-79	Buick Apollo	1978-79	Pontiac Phoenix
1974-77	Pontiac Ventura	1975-79	Buick Skylark

20490800	74-79	GM X-Body
----------	-------	-----------

Chevrolet Seals/Gaskets



1964-65 Chevelle/El Camino License Lamp Lens Gasket

OER® reproduction license lamp lens gasket for 1964-65 Chevelle models. This gasket is cut from 3/16" thick closed cell neoprene.

K640 64-65 Chevelle/El Camino



1969 Chevelle/El Camino Park Lamp Gaskets

OER® reproduction gasket seals the park lamp lens mounted in the front bumper on 1969 Chevelle and El Camino models. This gasket is die cut from 3/16" thick closed cell neoprene.

K639 69 Chevelle/El Camino

1962-65 Chevy II/Nova Rear Bumper to Body Seal

Excellent reproduction of the 1962-65 Chevy II/ Nova rubber body seal strip used to seal and fill the area between the rear bumper and the body.



K4060 62-65 Chevy II/Nova



1968-72 Chevy II/Nova Rear Bumper to Body Seal

Excellent reproduction of the body seal strip used to seal and fill the area where the rear bumper meets the body on 1968-72 Chevy II/Nova models. Packaged in OER® polytube.

3938680 68-72 Chevy II/Nova



1966-67 Chevelle Rear Bumper to Body Seals

OER® reproduction rear bumper to body seals for 1966-67 Chevelle models. These seals are manufactured from die cut high grade rubber and will fit as original.

K635 66-67 Chevelle



1965-67 Full Size Chevrolet Car Door Panel Retainer/Window Guide

Reproduction of the door panel retainer/window guide for 1965-67 full size Chevrolet cars. Used to support the door panel and guide the door glass when being rolled up or down. Features the correct felt padding designed to keep the window from being scratched. Prepackaged in OER® poly tube with GM logo.

4541699 65-67 Full Size



GM Restoration Parts

1968-69 F-Body Inner Door Panel Retainer/Window Guide

Inner door panel retainer/window guide is used to support the inner door panels and includes the felt pad used to guide the window when rolling up or down. The retainer/window guide includes the correct felt padding designed to keep the window from being scratched. Each vehicle requires 2 retainer/window guides per door. Fits 1968-69 Camaro/Firebird front door only. 2 fronts, 2 rears required per car.

7698543 68-69 front guide
7698542 68-69 rear guide

New!



1968-69 F-Body Window Guide Plates

OER® reproduction of the door window guide plate for 1968-69 Camaro and Firebird models. Used to guide the door glass when it is being rolled up or down. Features the correct felt padding designed to keep the window from being scratched. Sold as a pair. 2 pair required per car. Includes mounting screws. Prepackaged in OER® polytube.

K687 68-69 Camaro/Firebird



1970-79 Camaro/Firebird Inner Door Panel Retainer Plate

Inner door panel retainer plate used to support door panels when replacing or installing new panels. The front door center and rear support retainer includes correct felt padding (as pictured) used to keep the front door window from scratching when being rolled up and down. The forward support plate is used to hold the inner door panel in place at the front upper section and does not include felt padding.

K685 70-78 forward plate
K760 70-79 center/rear retainer



1982-92 F-Body Door Glass Stabilizer

Reproduction door glass stabilizers for 1982-92 Camaro and Firebird models. These stabilizers keep the door window glass from rattling when in a partially lowered or down position. Sold individually. 4 required.

20192983 82-87 4 required
10198277 88-92 4 required

Camaro/Firebird Replacement Glass

Replacement glass for 1967-81 models from OER®



New!



Front Windshield



Back Window Glass



Door Glass



E355T - 1971-74
F-Body Coupe Glass Kit



EZ-Eye non date
coded markings



Soft-Ray date
coded markings

1967-69 F-Body Complete Glass Kits

OER® reproduction glass kits for 1967-69 Camaro coupe and convertible models. Manufactured to factory specifications available as a standard replacement for the restorer on a budget with no markings, or choose from our OER® premier glass that features era correct aftermarket markings and finally our OER® premier date coded glass that features all original date coding. All date coded tinted glass also features the correct "Soft-Ray" script.

Note: Shipped truck freight. Convertible back glass not included.

OER Standard Replacement

Clear			
E350C	67	coupe - 8 pc.	
E352C	67	conv. - 8 pc.	
E351C	68-69	coupe - 6 pc.	
E353C	68-69	conv. - 6 pc.	

Tinted			
E350T	67	coupe - 8 pc.	
E352T	67	conv. - 8 pc.	
E351T	68-69	coupe - 6 pc.	
E353T	68-69	conv. - 6 pc.	

OER Premier Era Correct Replacement

Clear			
881119C	67	coupe - 8 pc.	
881120C	67	conv. - 8 pc.	
881121C	68-69	coupe - 6 pc.	
881122C	68-69	conv. - 6 pc.	

Tinted			
881119T	67	coupe - 8 pc.	
881120T	67	conv. - 8 pc.	
881121T	68-69	coupe - 6 pc.	
881122T	68-69	conv. - 6 pc.	

Front windshield



Door glass



1967 Vent glass
Quarter window glass



Back window glass

E350T - 1967 F-Body Coupe Glass Kit

OER Premier Date Coded

Important: Please have the cowl trim plate information on hand when ordering date coded glass. (Located on the cowl panel). Special order item.

Clear			
153494C	67	coupe - 8 pc.	
153495C	67	conv. - 8 pc.	
153496C	68-69	coupe - 6 pc.	
153497C	68-69	conv. - 6 pc.	

Tinted			
153494T	67	coupe - 8 pc.	
153495T	67	conv. - 8 pc.	
153496T	68-69	coupe - 6 pc.	
153497T	68-69	conv. - 6 pc.	

1971-81 F-Body Complete Glass Kits

OER® glass kits for all 1971-81 Camaro models. Manufactured to factory specifications available as standard replacement glass. Windshield glass features built-in antenna.

Note: 1971-74 uses 1971 2nd design door glass. **With rear window defroster. ***Without rear window defroster.

E355C	71-74	clear - 4 pc.	
E355T	71-74	tinted - 4 pc.	
E356C**	75-81	clear - 4 pc.	
E356TD*	75-81	tinted - 4 pc.	
E356T**	75-81	tinted - 4 pc.	

Chevrolet/Pontiac Replacement Glass



1967-81 F-Body Glass

Reproduction of the tinted or clear windshield and rear window glass for 1967-81 Camaro and Firebird models. Windshield glass features the tinted upper band section. Manufactured from tempered laminate safety glass designed for protection against road debris. Each glass is professionally packed with extra care to avoid damage during shipping. Windshield glass supports are manufactured from stamped galvanized steel with a rubber coated foot as original.

Note: Shipped truck freight.

Windshield Glass

FW688	67-69	coupe	clear
FW688T	67-69	coupe	tinted
FW689	67-69	convertible	clear
FW689T	67-69	convertible	tinted
FW785	70-81	w/antenna	clear
FW785T	70-81	w/antenna	tinted

Rear Window Glass

BG3814	67-69	clear	coupe only
BG3814T	67-69	tinted	coupe only
BG4296	70-74	clear	
BG4296T	70-74	tinted	
BG5291	75-81	clear	
BG5291T	75-81	tinted	

Windshield Glass Supports


C1269	67-69	Camaro
C1269	68-77	Nova
C1269	68-72	Chevelle
C1269	70	Full Size Chevrolet
9624995	70-81	Camaro/Firebird

1967-81 F-Body Door Glass

Reproduction of the front door window glass for 1967-81 Camaro and Firebird models. Replace scratched, broken or missing originals with these OEM quality replacements. Each glass is professionally packed with extra care to avoid damage during shipping.

*Note: Shipped oversize. * Shipped double oversize.*

FD3811	67	LH	clear
FD3810	67	RH	clear
FD3813	67	LH	tinted
FD3812	67	RH	tinted
FD4044	68-69	LH	clear
FD4043	68-69	RH	clear
FD4046	68-69	LH	tinted
FD4045	68-69	RH	tinted
FD4704*	71-81	LH	clear
FD4703*	71-81	RH	clear
FD4706*	71-81	LH	tinted
FD4705*	71-81	RH	tinted



1967 F-Body Vent Window Glass/Assembly

OER® reproductions of the vent window glass or assemblies for 1967 Camaro and Firebird models. The assemblies feature a chrome frame, vent window handle, vent glass with seals, and division bar with the felt insert. Mounting hardware and adjustment screws are included. Available with clear or tinted glass. Vent frame assembly adjustment screws are also sold separately. Prepackaged in OER® box.

Vent Window Glass Only

VC3809	67	LH	clear
VC3808	67	RH	clear
VC3811	67	LH	tinted
VC3810	67	RH	tinted

Vent Window Assembly

F527C	67	LH	clear
F526C	67	RH	clear
F527T	67	LH	tinted
F526T	67	RH	tinted

Vent Frame Assembly Adjustment Screws

7661399	67	upper	2 required
7657975	67	lower	2 required
K9154	67	upper/lower	1 kit required

1967-69 F-Body Quarter Window Glass

Reproduction of the quarter window glass for 1967-69 Camaro and Firebird models. Replace scratched, broken or missing originals with these OEM quality replacements. Each glass is professionally packed with extra care to avoid damage during shipping.



QG3813	67-69	LH	coupe	clear
QG3812	67-69	RH	coupe	clear
QG3815	67-69	LH	coupe	tinted
QG3814	67-69	RH	coupe	tinted
QG4042	67-69	LH	convertible	clear
QG4041	67-69	RH	convertible	clear
QG4044	67-69	LH	convertible	tinted
QG4043	67-69	RH	convertible	tinted

Chevrolet/Pontiac Replacement Glass



FW660T

1963-68 Impala/Full Size Tinted Windshield Glass **OER AUTHORIZED**

OER® Authorized windshields are tempered laminate safety glass designed for protection against road debris. We offer these windshields in the factory tinted style. Glass is professionally packed with extra care to avoid damage during shipping.

Notes: Shipped truck freight.

Hardtop/Convertible

FW626T	63-64	2 door
FW660T	65-68	2/4 door

Sedan/Wagon

FW631T	63-64	4 door
--------	-------	--------

New!

OER AUTHORIZED



TF400442

TF400819

TF400818

1955-57 Vent Window Frames

OER® Authorized reproduction of the inner and outer vent window frames for all 1955-57 models. Each inner frame is chrome plated for a correct appearance. The vent window latch is included on the inner frame where applicable. Prepackaged in OER® Authorized box.

*Notes: * Convertibles did not have a vent window latch.*

Inner Frames

TF400442	55-57	hardtop/Notmod
TF400444	55-57	sedan/wagon
TF400443	55-57	convertible

Outer Frames

TF400814	55-57	LH
TF400815	55-57	RH

Sedan/Wagon

TF400818	55-57	LH
TF400819	55-57	RH

New!

1955-57 Vent Window

Assembly **OER AUTHORIZED**

OER® Authorized reproduction of the vent window assembly for all 1955-57 models. Each assembly includes the inner frame, outer frame, rubber seals, vertical division bar, and the glass assembled and ready to install in the car. Available with clear, tinted or smoke glass. Prepackaged in OER® Authorized box.

Hardtop

TF400983C	55-57	LH	clear
TF400984C	55-57	RH	clear
TF400983I	55-57	LH	tinted
TF400984I	55-57	RH	tinted
TF400983S	55-57	LH	smoke
TF400984S	55-57	RH	smoke

Convertible

TF400981C	55-57	LH	clear
TF400982C	55-57	RH	clear
TF400981I	55-57	LH	tinted
TF400982I	55-57	RH	tinted
TF400981S	55-57	LH	smoke
TF400982S	55-57	RH	smoke

Sedan/Wagon

TF400979C	55-57	LH	clear
TF400980C	55-57	RH	clear
TF400979C	55-57	LH	tinted
TF400980T	55-57	RH	tinted
TF400979S	55-57	LH	smoke
TF400980S	55-57	RH	smoke

1958-68 Impala/Full Size Front Door Vent Glass **OER AUTHORIZED**

OER® Authorized vent glass for Chevrolet full size passenger car models. Offered in clear or the factory tinted style. Glass is professionally packed with extra care to avoid damage during shipping.

Clear

VG3406C	65-66	Impala conv.-LH
VG3405C	65-66	Impala conv.-RH
VG3406C	65-68	Impala 4 dr hardtop-LH
VG3405C	65-68	Impala 4 dr hardtop-RH
VG3406C	66-67	Caprice 2 dr hardtop-LH
VG3405C	66-67	Caprice 2 dr hardtop-RH
VG3406C	67-68	Impala 2 dr hardtop-LH
VG3405C	67-68	Impala 2 dr hardtop-RH

Tinted

VG2200T5B	sparkcoupe/conv.
VG2230T	59-60 2 dr 4 dr hardtop/conv.
VG2335T	61-62 2 dr 4 dr hardtop/conv.
VG2434T63	64 2dr hardtop/conv.



TF400979C



QG2402C



QG3821C

1958-68 Impala/Full Size Quarter Window Glass **OER AUTHORIZED**

OER® Authorized quarter window glass for 1958-68 Chevrolet Impala/full size models is offered in the factory clear style. Glass is professionally packed with extra care to avoid damage during shipping.

QG2232C	59-60	2 dr hardtop
QG2236C	59-60	convertible
QG4319C	61-62	2 dr hardtop
QG2339C	61-64	convertible
QG2402C	62-64	2 dr hardtop
QG3822C	67-68	2 dr hardtop LH
QG3821C	67-68	2 dr hardtop RH




FD2235C

1958-68 Impala/Full Size Door Glass **OER AUTHORIZED**

OER® Authorized door glass for 1958-68 Chevrolet Impala/full size models are offered in the factory clear style. Glass is professionally packed with extra care to avoid damage during shipping.

FD2231C	59-60	2 dr hardtop
FD2235C	59-60	convertible
FD4310C	61-62	2 dr hardtop
FD2338C	61-64	convertible
FD2401C	62-64	2 dr hardtop
FD3767C	67-68	2 dr hardtop LH
FD3766C	67-68	2 dr hardtop RH

Chevy II/Nova Replacement Glass



NR689

OEM AUTHORIZED

1962-67 Chevy II/Nova Windshield Glass

OEM® Authorized windshields are tempered laminate safety glass designed for protection against road debris. We offer your choice of the standard style clear glass or the optional factory tinted style. Glass is professionally packed with extra care to avoid damage during shipping.

Note: Shipped truck freight.



NR688	62-67	clear	2 door hardtop/convertible
NR688T	62-67	tinted	2 door hardtop/convertible
NR689	62-67	clear	2 and 4 door sedan/wagon

OEM AUTHORIZED

1962-72 Chevy II/Nova Vent Window Glass

OEM® Authorized reproduction of the vent window glass. Replace scratched or damaged originals with our OEM quality replacements. We offer your choice of the standard style clear glass or the optional factory tinted style. Glass is professionally packed with extra care to avoid damage during shipping.

NR715	62-67	clear	all front door LH or RH
NR715T	62-67	tinted	all front door LH or RH
NR717	68-72	clear	all front door LH
NR716	68-72	clear	all front door RH
NR717T	68-72	tinted	all front door LH
NR716T	68-72	tinted	all front door RH

OEM AUTHORIZED


1962-74 Chevy II/Nova Back Window Glass

OEM® Authorized reproduction of the back window glass. Replace scratched or damaged originals with our OEM quality replacements. We offer your choice of the standard style clear glass or the optional factory tinted style. Glass is professionally packed with extra care to avoid damage during shipping.

Note: Shipped truck freight.



NR734C	62-64	clear	2 or 4 door sedan
NR734T	62-64	tinted	2 or 4 door sedan
NR735C	65	clear	2 or 4 door sedan
NR735T	65	tinted	2 or 4 door sedan
NR733C	66-67	clear	2 or 4 door sedan
NR733T	66-67	tinted	2 or 4 door sedan
NR3685C	66-67	clear	2 door hardtop
NR1057C	62-67	clear	4 door wagon
NR1057T	62-67	tinted	4 door wagon
NR4010	68-74	clear	2 door coupe
NR4010T	68-74	tinted	2 door coupe



NR701

OEM AUTHORIZED

1962-72 Chevy II/Nova Door Window Glass

OEM® Authorized reproduction of the door window glass. Replace scratched, broken or missing originals with these OEM quality replacements. We offer your choice of the standard style clear glass or the optional factory tinted style. Glass is professionally packed with extra care to avoid damage during shipping.

Note: Shipped overseas.



NR696	62-65	clear	2 door hardtop/convertible, LH or RH
NR696T	62-65	tinted	2 door hardtop/convertible, LH or RH
NR732C	62-67	clear	2 door sedan, LH or RH
NR732T	62-67	tinted	2 door sedan, LH or RH
NR702	66-67	clear	2 door hardtop, LH or RH
NR702T	66-67	tinted	2 door hardtop, LH or RH
NR701	68-72	clear	2 door, LH
NR700	68-72	clear	2 door, RH
NR701T	68-72	tinted	2 door, LH
NR700T	68-72	tinted	2 door, RH



NR706

OEM AUTHORIZED

1962-72 Chevy II/Nova Quarter Window Glass

OEM® Authorized reproduction of the quarter window glass. Replace scratched or damaged originals with our OEM quality replacements. We offer your choice of the standard style clear glass or the optional factory tinted style. Glass is professionally packed with extra care to avoid damage during shipping.

NR704	62-65	clear	2 door hardtop, LH or RH
NR704T	62-65	tinted	2 door hardtop, LH or RH
NR708	62-65	clear	2 door sedan, LH or RH
NR708T	62-65	tinted	2 door sedan, LH or RH
NR706	66-67	clear	2 door hardtop, LH or RH
NR706T	66-67	tinted	2 door hardtop, LH or RH
NR710	66-67	clear	2 door sedan, LH or RH
NR710T	66-67	tinted	2 door sedan, LH or RH
NR713	68-72	clear	2 door, LH
NR712	68-72	clear	2 door, RH
NR713T	68-72	tinted	2 door, LH
NR712T	68-72	tinted	2 door, RH

Chevrolet/GMC Truck Replacement Glass

1947-72 Chevrolet/GMC Truck

Windshield Glass

Available in clear, green tinted, green tinted with blue shade, or shaded green tint with blue shade on most applications. The factory installed tinted glass on vehicles originally equipped with AC.

Note: 1 piece windshields ship truck freight.

* First series 1955. ** Second series 1955.

1947-53 Model 3100, 3600, 3800 Truck 2 Pc. Flat Laminated Safety Glass

CT4754C	47-53	clear
CT4754T	47-53	tint
CT4754G	47-53	tint w/blue shade

1954-59 Model 3100, 3600, 3800 Truck

CT5400C	54-55	clear
CT5400T	54-55	tint w/blue shade
CT5400S	54-55	shaded
CT5559C	55-59	clear
CT5559T	55-59	tint w/blue shade

1964-72 Truck

CT6466T	64-66	tinted w/blue shade
CT6772C	67-72	clear
CT6772T	67-72	tint
CT6772S	67-72	shaded w/blue shade

1947-72 Chevrolet/GMC Pickup Back

Window Glass

Replace scratched or damaged glass with our OEM quality reproductions. We offer your choice of clear, tinted, or smoke glass when available.

Note: *Shipped double oversize. **Shipped truck freight.

1947-55 Model 3100, 3600, 3800 Pickup (1st series 1955)

BT4754C	clear	12" x 32"	rr. window
BT4754T	tinted	12" x 32"	rr. window
C4753LC	clear	LH	rr. corner window
C4753LT	tinted	LH	rr. corner window
C4753LY	smoke	LH	rr. corner window
C4753RC	clear	RH	rr. corner window
C4753RT	tinted	RH	rr. corner window
C4753RY	smoke	RH	rr. corner window

1955-59 Model 3100, 3600, 3800 Pickup (2nd series 1955)

BT55591C	clear	small	window
BT55591T	tinted	small	window
BT55592C	clear/wrap-around	window	
BT55592T	tinted/wrap-around	window	

1960-66 Pickup

BT60665C	clear	10" x 38"	window
BT60665T	tinted	10" x 38"	window
BT60660C	clear	14" x 60"	window
BT60660T	tinted	14" x 60"	window

1967-72 Pickup

BT67723C	clear	12" x 42"	window
BT67723T	tinted	12" x 42"	window
BT67724C	clear	14" x 60"	window
BT67724T	tinted	14" x 60"	window



FT5559T

1947-72 Chevrolet/GMC Truck

Front Door Glass

Replace scratched, broken or missing door glass with these OEM quality reproductions. Each glass is professionally packed with extra care to avoid damage during shipping.

1947-59 Model 3100, 3600, 3800 Truck

FI4750C	47-50	clear
FI4750I47-50	tinted	green/tint
FI4750Y47-50	smoke	gray/tint
FI5154C51-54	clear	
FI5154I51-54	tinted	green/tint
FI5154Y51-54	smoke	gray/tint
FI5559C55-59	clear	
FI5559I55-59	tinted	green/tint
FI5559Y55-59	smoke	gray/tint

1964-72 Truck

FI6466C	64-66	clear
FI6466T	64-66	tinted green tint
FI6772C	67-72	clear
FI6772T	67-72	tinted green tint



V75559T

1951-59 Chevrolet/GMC Truck Front

Door Vent Glass

Replace the vent window glass on your 1951-59 Chevrolet/GMC truck. This is the replacement glass only, frame around glass and weatherstrip are not included. Each reproduction door vent glass is professionally packed with extra care to avoid damage during shipping.

1951-54

V5154C	clear	LH or RH	10" x 14"
V5154T	tinted	LH or RH	10" x 14"
V5154Y	smoke	LH or RH	10" x 14"

1955-59

V5559C	clear	LH or RH	8" x 16"
V5559T	tinted	LH or RH	8" x 16"
V5559Y	smoke	LH or RH	8" x 16"

New!



15021



15023

1955-59 Truck Door Glass

with Frame

Reproduction drivers and passengers side door glass with frame for 1955-59 Chevrolet and GMC truck models. Assembly features tinted glass with a black frame.

15021	55-59	LH
15023	55-59	RH



CX1549T



CX1550T

1968-72 Chevrolet/GMC Truck Vent Window Assembly

Reproduction vent window assembly for 1968-72 Chevrolet/GMC truck models. Includes division bar with felt, stainless steel outer division bar, chrome vent glass frame, vent glass rubber, clear or tinted glass, vent glass handle, and all brackets, hinges, and hardware.

Clear Glass

CX1549C	68-72	LH
CX1550C	68-72	RH

Tinted Glass

CX1549T	68-72	LH
CX1550T	68-72	RH

Camaro Reproduction Bumpers

New!



153188B



153189B



153186B



153184B



153190B



153185B



153191B

OER AUTHORIZED

1967-73 Camaro Front and Rear Bumpers

Reproduction bumpers are available in OER® Authorized standard replacement or OER® Premier line. OER® standard replacement bumpers are manufactured for an original appearance and fit. The OER® Premier line of bumpers features a superb quality chrome plating process and come highly polished for a show quality shine.

Note: Shipped double oversize.

OER® Premier Line

OSZ

153188B	67	front
153189B	68	front
153186B	69	front
153190B	70-73	front standard
153184B	70-73	front Rally Sport (pair)
153185B	67-68	rear
153187B	69	rear with center bracket
153192B	69	rear w/o center bracket
153191B	70-73	rear

Standard Replacement

153189A	68	front
153186A	69	front
153190A	70-73	front standard
153184A	70-73	front Rally Sport (pair)
153185A	67-68	rear
153187A	69	rear with center bracket
153192A	69	rear w/o center bracket
153191A	70-73	rear



OER AUTHORIZED

1967-68 Camaro Chrome Rear Bumper

Super reproduction of the original chrome rear bumper used on all 1967-68 Camaro models. Each bumper is triple chrome plated and fits exactly as the original. Available with or without the center bracket installed.

Note: Shipped double oversize.

OSZ

K36768 67-68 Camaro without center bracket



1969 Camaro Endura Front Bumper

GM Restoration Parts

OER® reproduction of the 1969 urethane front bumper. This superb quality reproduction is manufactured in the USA! This special bumper was designed as an alternative to the chrome bumper and offers a tapered high performance appearance. The bumper was originally painted the same color as the body with high gloss acrylic lacquer.

Important: Inner and outer brackets are required for installation. Sold separately.

Note: Shipped double oversize.

OSZ

3938643 69 Camaro



1970-73 Camaro RS Urethane Bumper

GM Restoration Parts

Beautiful re-creation of the front urethane nose for all 1970-73 Camaro models with the Rally Sport front end. Due to the design of the Rally Sport front end, the urethane bumper protrudes past the front fenders and grill making it the first point of contact and most susceptible to damage, use either GM original or OER® reproduction brackets for installation. When painting a urethane nose, it is highly recommended to use special urethane high gloss paint with a flexible additive to prevent paint distortion. Be sure to use urethane primer before painting, do not use any chemical cleaners or abrasives on the urethane before applying primer. Chemicals could prevent the paint from adhering to the urethane or cause the paint to flake off after a short period. Packaged in OER® box featuring GM Restoration Parts™ logo.

Note: Shipped oversize.

OSZ

3962990 70-73 Camaro RS

Chevrolet/Pontiac Bumpers



1970-73 Camaro RS Grill Filler

Add the finishing touch to your Rally Sport front end with OER's die-cast reproduction of the grill filler for all 1970-73 Rally Sport Camaro models. This highly sought after part has been manufactured to exact specifications featuring high quality triple chrome plating as original, offering a superb fit and quality appearance. The grill filler installs directly into the urethane front bumper assembly. Pre-packaged in OER® box featuring GM Restoration Parts™ logo.

Note: Shipped oversize.

3973942 70-73 Camaro RS



1967-68 Firebird Front Bumper

OER® Authorized chrome center front bumper for 1967-68 Firebird models. This beautiful, high quality, triple chrome plated reproduction offers a genuine appearance while maintaining OEM quality.

Note: Shipped double oversize.

9788848 67-68 Firebird

1967-68 Firebird Front Bumper Fillers

New!



OER reproduction of the front bumper fillers for all 1967-68 Firebird models. Manufactured from ABS plastic, these attach between the front bumper and the fender to fill the gap. Sold as a pair. One pair required. Pre-packaged in OER® box.

K1449 67-68 Firebird



1969 Firebird Rear Bumper

Reproduction of the chrome rear bumper for 1969 Firebird models. This bumper is manufactured to OEM specifications with high quality chrome plating for an original fit and appearance.

9795392 69 Firebird

New!

**OER
Premier**



153197B



153194B

1962-72 Chevy II/Nova Front and Rear Bumpers

Reproduction bumpers are available in OER® Authorized standard replacement or OER® Premier line. OER® standard replacement bumpers are manufactured for an original appearance and fit. The OER Premier line of bumpers features a superb quality chrome plating process and come highly polished for a show quality shine.

Note: Shipped double oversize.

OER® Premier Line

153197B	62-64	Chevy II/Nova	front
153199B	65	Chevy II/Nova	front
153198B	66-67	Chevy II/Nova	front
153196B	68-69	Chevy II/Nova	front
153193B	70-72	Chevy II/Nova	front
153195B	66-67	Chevy II/Nova	rear
153194B	68-72	Chevy II/Nova	rear

Standard Replacement

153197A	62-64	Chevy II/Nova	front
153199A	65	Chevy II/Nova	front
153198A	66-67	Chevy II/Nova	front
153196A	68-69	Chevy II/Nova	front
153193A	70-72	Chevy II/Nova	front
153310A	62-65	Chevy II/Nova	rear
153195A	66-67	Chevy II/Nova	rear
153194A	68-72	Chevy II/Nova	rear

1967-68 Firebird Rear Bumper

Reproduction of the chrome rear bumper for 1967-68 Firebird models. This bumper is manufactured to OEM specifications with high quality chrome plating for an original fit and appearance.

Note: Shipped double oversize.

9788872 67-68 Firebird

Front & Rear Bumpers

New!



C2391



3919083

OER AUTHORIZED

1966-72 Chevy II/Nova Front Bumper Filler Panels

OER® Authorized bumper filler panel inserts between the grill and bumper reinforcement above the front bumper. Manufactured in steel for 1966-67 and plastic as original for 1968-72 models.

Note: Shipped double oversize.

C2391	66-67	Chevy II/Nova	steel	OS2
3919083	68-72	Chevy II/Nova	plastic	

New!



B1700

OER AUTHORIZED

1963-64 Full Size Chevrolet Front Bumper Filler

OER® Authorized reproduction of the original front bumper filler for 1963-64 full size Chevrolet cars including Impala, Bel Air and Biscayne models. Manufactured from steel as original.

Note: Shipped double oversize.

B1700	63	Full Size Chevrolet	OS2
B1700C	64	Full Size Chevrolet	

New!



1964 Full Size Chevrolet Front Bumper Reinforcement **OER AUTHORIZED**

Reproduction of the steel reinforcement bar that mounts behind the 3-piece chrome front bumper on all 1964 full size Chevrolet passenger car models. Manufactured from steel as original.

Note: Shipped double oversize.

14222	64	Full Size Chevrolet	OS2
-------	----	---------------------	------------

New!

**OER
Premier**



153167B

OER AUTHORIZED

1947-87 GM Truck Front & Rear Bumpers

Reproduction bumpers are available in OER® Authorized standard replacement or OER® Premier line. OER® standard replacement bumpers are manufactured for an original appearance and fit. The OER® Premier line of bumpers features a superb quality chrome plating process and come highly polished for a show quality shine.

Note: Shipped double oversize.

OER Premier Line

OS2

153168B	47-55 1st	front
153167B	55-59	front
153179B	60-62	front
153172B	63-66	front
153178B	67-72	front GMC
153169B	67-70	front Chevrolet
153170B	71-72	front Chevrolet
153171B	47-53	rear
153176B	54-55 1st	rear
153173B	55-59	rear
153180B	58-59	rear fleetside
153175B	60-66	rear stepside
153177B	63-66	rear fleetside
153166B	67-72	rear fleetside
153174B	67-87	rear stepside

Standard Replacement

153168A	47-55 1st	front
153167A	55-59	front
153179A	60-62	front
153172A	63-66	front
153178A	67-72	front GMC
153169A	67-70	front Chevrolet
153170A	71-72	front Chevrolet
153171A	47-53	rear
153176A	54-55 1st	rear
153173A	55-59	rear
153180A	58-59	rear fleetside
153182A	60-62	rear fleetside
153177A	63-66	rear fleetside
153166A	67-72	rear fleetside
153174A	67-87	rear stepside



T70680

OER AUTHORIZED

1973-80 Chevrolet/GMC Truck Front Bumper

OER® Authorized reproduction chrome front bumper for 1973-80 Chevrolet/GMC truck models without impact strip holes.

Note: Shipped double oversize.

OS2

CX1859	73-80	chrome w/o fog lamps
T70680	73-80	chrome w/fog lamps

Chevrolet Bumper Components



K3610



R359

1967-73 Camaro Bumper Bolt Kits

Correct type polished head bumper bolts will replace front and rear bolts and attaching nuts. Each kit includes enough bolts to install both the front and rear bumper. Pre-packaged with OER® header card.

Front & Rear Bolt Kits

K3612	67	10 piece
K3610	68-69	10 piece
R359	70-73 Std. & RS	12 piece

Front Bolt Kits Only

R320	70-73 Std. & RS	6 piece
------	-----------------	---------



1968-72 Nova Bumper Bolt Set

Reproduction bumper bolts for 1968-72 Nova models. This bolt kit includes 16 chrome head bumper bolts, nuts and washers to install front and rear bumpers.

N86272	68-72	front & rear	16 pieces
--------	-------	--------------	-----------



1938-66 Chevrolet/GMC

Chrome "Dome Style" Bumper Bolts

Reproduction chrome plated "Dome Style" bumper bolts for both front and rear bumpers on various GM models. This correct carriage style bolt measures 1/2" - 13 x 1-1/2" length with a 1/2" square carriage and includes nut and washer. Available individually or as a 10 piece set.

1938-57 1/2 ton trucks	1946-55 1 ton trucks
1946-60 3/4 ton trucks	1955-59 1 ton (front only)
1963-66 all trucks	

K225	38-66	Chevrolet/GMC	each
K219	38-66	Chevrolet/GMC	10 piece set



3893807

3945756

3973960

1967-73 Camaro Front License Plate Brackets

These quality reproduction front license plate brackets are manufactured in high grade stamped steel as original.

3893807	67-68	Camaro
3945756	69	Camaro
3973960	70-73	Camaro

1962-65 Chevy II/Nova License Plate Stoppers



For front and rear license plates. Packaged in OER® polytube. Set of four. OER# 542846

K132	62-65	Chevy II/Nova	4 piece set
------	-------	---------------	-------------



372955



372956

1974-77 Camaro Bumper Strips

Reproduction of the front and rear bumper strips for 1974-77 Camaro models. These bumper strips are GM's 1st design and was originally installed on 1974-76 models. Strips are designed to allow for forming during installation.

Note: Shipped oversize.

372955	74-77	front	76 2nd design, w/o steel insert
372956	74-77	rear	76 2nd design, w/o steel insert

681



1964 Chevrolet Full Size Rear Bumper Seal

Reproduction rear bumper to body seal strip for 1964 full size Chevrolet car models including Impala, Bel Air, and Biscayne. This seal is manufactured from durable rubber, as original, and is designed to fill the area where the rear bumper meets the body. Pre-packaged in OER® polytube.

B1623	64	Chevrolet Full Size
-------	----	---------------------

Camaro Reproduction Bumper Brackets



3886692



3886691

1967-68 Camaro Inner Front Bumper Brackets OER AUTHORIZED

Reproduction inner front bumper brackets for 1967-68 Camaro models. These brackets are manufactured to exact dimensions with all necessary holes pre-drilled for simple installation. Will install on original or reproduction bumpers.

3886691 67-68 Camaro LH

3886692 67-68 Camaro RH



3886698

3886697

1967 Camaro Outer Front Bumper Brackets OER AUTHORIZED

Correct reproduction of the original outer front bumper brackets. Designed exclusively for 1967 Camaro models. These steel reproductions are manufactured to exact dimensions and will install original or reproduction front bumpers.

3886697 67 Camaro LH

3886698 67 Camaro RH



3929904

3929903

1968 Camaro Outer Front Bumper Brackets

Correct reproduction of the original outer front bumper brackets. Designed exclusively for 1968 Camaro models. These steel reproductions are manufactured to exact dimensions and will install original or reproduction front bumpers.

3929903 68 Camaro LH

3929904 68 Camaro RH



1967 Camaro OER AUTHORIZED Front Bumper Bracket Kit

A kit which includes all four inner and outer front bumper brackets for 1967 Camaro models. When replacing a front bumper, be sure to check the rubber corner mounts and center bracket for a complete original replacement.

K778 67 Camaro



1968 Camaro OER AUTHORIZED Front Bumper Bracket Kit

A kit which includes all four inner and outer front bumper brackets for 1968 Camaro models. When replacing a front bumper, be sure to check the rubber corner mounts and center bracket for a complete original replacement.

K158 68 Camaro



3945768

3945767

1969 Camaro Inner Front Bumper Brackets OER AUTHORIZED

Reproduction inner front bumper brackets for 1969 Camaro models. These brackets are manufactured to exact dimensions with all necessary holes pre-drilled for simple installation. Will install on original or reproduction bumpers including the urethane Endura bumper.

3945767 69 Camaro LH

3945768 69 Camaro RH



3949621



3949622

1969 Camaro OER AUTHORIZED Inner Extension Brackets

These brackets extend from the inner bracket to the bumper. For 1969 Camaro chrome front bumpers only. Manufactured in steel and configured exactly as original!

Note: Not for use with urethane style bumpers.

3949621 69 Camaro LH

3949622 69 Camaro RH



1969 Camaro Front Outer Bumper Bracket

Reproduction of the original outer bumper bracket used to mount a 1969 chrome bumper.

Note: Not for use with urethane front bumpers.

OER# 3945769 LH, 3945770 RH

K705 69 Camaro



1969 Camaro Inner Endura Bumper Brackets GM Restoration Parts

Correct reproductions of the 1969 inner Endura bumper brackets, sold in pairs. Pre-packaged with OER® header card, featuring GM Restoration Parts™ logo.

K36702 69 Camaro inner

Camaro Reproduction Bumper Brackets



1969 Camaro Outer Endura Bumper Brackets

Restoration Parts

OER® quality reproductions of the correct 1969 outer Endura bumper brackets. Pre-packaged with OER® header card featuring GM Restoration Parts™ Logo.

Note: Bushings and hardware not included.

K36703 69 Camaro outer



1968 Camaro Front Bumper Center Bracket and Cushion

This reproduction bracket and cushion assembly is for all 1968 Camaro models. The carefully formed steel bracket features a beautiful black epoxy coating and rubber insert cushion as original.

K129 68 Camaro



1969 Camaro Rear Bumper Bracket Set

Restoration Parts

The bumper bracket set gives you the correct brackets used to mount the entire rear bumper assembly to your 1969 Camaro. The set includes four brackets manufactured in high grade steel as original. Check your original brackets to be sure they're not bent or damaged which can hamper installation. Will install on all 1969 Camaro models.

K871 69 4 piece



1968 Camaro Front Bumper Corner Mounts

Restoration Parts

Each mount includes a stamped steel base plate with a molded-on rubber cushion that fits between the front bumper and the bumper corner bracket. Sold in sets only. OE # 3926906 upper, 3929907 lower. Prepackaged with OER® header card.

K532 68 Camaro

1967-68 Camaro Rear Bumper Center Bracket

This center bumper bracket is for all 1967-68 rear bumpers. High quality stamping at the correct angle mounts the rear bumper to the rear body panel.

3927473 67-68 Camaro



1969 Camaro Front Bumper Corner Mounts

Restoration Parts

Each mount includes a stamped steel base plate with a molded rubber cushion that fits between the front bumper and the bumper corner bracket. Sold in sets only. Includes 2 upper cushions, 2 lower cushions and 2 metal sleeves. OE # 3943275

Note: Not for use with urethane front bumper.

K533 69 Camaro

1967-68 Camaro Rear Bumper Bracket Set

Stamped steel rear bumper bracket set for 1967-68 Camaro models. This set is manufactured in high grade stamped steel as original and includes all 4 brackets to properly mount the rear bumper.

K700 67-68 Camaro

1970-73 Camaro RS Grill Vertical Divider

Insert AUTHORIZED

Chances are, the divider insert on 1970-73 RS Camaro models is bent or damaged if the urethane nose assembly is in need of replacement. This reproduction of the original RS center grill divider is installed on all 1970-73 Rally Sport Camaro models, directly between the RH and LH grills. Mounts to the RS grill divider bracket.

3974551 70-73 insert

1970-73 Camaro RS Grill Vertical Divider Bracket

Restoration Parts

This reproduction RS center grill divider bracket holds the vertical rubber divider bar in place. Installed on all 1970-73 Rally Sport Camaro models, directly between the RH and LH grills. Mounts to the RS urethane nose assembly on top and bottom.

K55 70-73 bracket

Reproduction GM Bumper Brackets

1966-67 Chevy II/Nova Front Bumper Brackets

Reproduction of the front bumper brackets for 1966-67 Chevy II/Nova. Beautiful quality and ready to install. Sold in pairs.



N6533 66-67 Chevy II/Nova

1968-72 Chevy II/Nova Front Bumper Brackets OER AUTHORIZED

Exact reproduction of the front bumper brackets for 1968-72 Chevy II/Nova models. Manufactured in stamped steel to factory specifications with the correct contours, shape and mounting holes as original. Sold in pairs. One pair does one side.



N68722 68-72 LH
N68721 68-72 RH

1966-67 Chevy II/Nova Rear Bumper Brackets

Rear bumper brackets bent or rusted? These are authentic looking reproductions of the rear bumper brackets for 1966-67 Chevy II/Nova models. These stamped steel brackets have the correct contours and will mount your rear bumper in the correct location.



3872265 66-67 LH
3872266 66-67 RH

1968-72 Chevy II/Nova Rear Bumper Brackets

Reproduction rear bumper brackets for 1968-72 Chevy II/Nova models. These brackets are stamped correctly with all necessary holes pre-drilled for simple installation.



3916601 68-72 LH
3916602 68-72 RH

New!



1963-64 Full Size Chevrolet Front Bumper Brackets OER AUTHORIZED

Reproduction front bumper bracket tubular braces for 1963-64 Impala/Full Size models. Hardware not included.

A1679 63-64 LH
A1680 63-64 RH

New!



1964 Impala/Full Size Chevrolet Bumper Brackets OER AUTHORIZED

Reproduction of the front and rear bumper brackets for 1964 full size Chevrolet car models including Impala, Bel Air and Biscayne models. Manufactured as original from stamped steel.

Front Bumper Brackets

B1784 64 LH (3 piece)
B1783 64 RH (3 piece)

Rear Bumper Brackets

B1786 64 LH (2 piece)
B1785 64 RH (2 piece)

1963-72 Chevrolet/GMC Rear Bumper Brackets OER AUTHORIZED

Reproduction bumper brackets for 1963-72 Chevrolet/GMC truck models. Manufactured in stamped steel to factory specifications with the correct contours, shape and mounting holes as original.

Note: * 4WD models with rear leaf springs only.

CX1854 63-66 stepside
CX1655* 67-72 short bed

1967-76 Firebird Front Bumper Stabilizer

OER® reproduction front bumper stabilizer for all 1967-76 Firebird models. The rubber biscuit separates the front bumper from the mounting brace. Prepackaged in OER® chipboard box.



498951 67-76 2 required

1967-68 Camaro Front & Rear Deluxe Bumper Guards

OER AUTHORIZED

Exact reproduction of the front or rear bumper guards optional on all 1967-68 Camaro models. Includes the correct rubber inserts. Triple chrome finish with one piece construction. Pre-packaged in OER® corrugated box.



K312 67-68 front
K309 67-68 rear

1969 Camaro Front & Rear Full Bumper Guards

Deluxe type guard (RPO V32) which extends above and below the bumper. Includes the correct rubber insert. These bumper guards feature triple chrome plating and include the rubber bumper insert and brackets for a complete installation.



K313 69 front, LH and RH
K93510 69 rear, 2 required



1967-69 Camaro Standard Rear Bumperettes

Sometimes known as a bumperette, this is an exact reproduction of the 1967-69 Camaro rear lower chrome bumper guard. Delivered in distinctive OER® packaging.

K308 67-68
K310 69 w/o 228

Reproduction GM Bumper Brackets

1970-72 Camaro Standard Front Bumper Guards **OER AUTHORIZED**

Reproduction front bumper guards for 1970-72 standard Camaro models.

These bumper guards are manufactured to factory specifications with a bright chrome finish as original. Sold in pairs.

Note: Front bumper guards not for use on Rally Sport models with a split front bumper.



15133 70-72 Camaro

1970-73 Camaro Rear Bumper Guards **OER AUTHORIZED**

Standard on all 1970-73 Camaro models, these excellent quality reproductions are correct as original. Packaged in OER® packaging featuring the GM Restoration Parts™ logo. Mounting hardware and brackets not included.



K279 70-73 Camaro



1967-69 Camaro Bumper Guard Brackets **OER AUTHORIZED**

Reproduction bumper guard brackets for 1967-69 Camaro models. These brackets are stamped steel as original and can be used to mount original or reproduction bumper guards. Sold in pairs.

K333	67-68	front
K334	69	front
K335	67-68	rear guards
K337	67-68	rear bumperettes
K338	69	rear

1966 Full Size Chevrolet Front Bumper Guards **New!**

OER AUTHORIZED

Reproduction of the front bumper guards for 1966 full size Chevrolet cars. Manufactured to exact specifications. Each guard is chrome plated and will replace the originals exactly. Sold as a pair.



B1715 66 Full Size

1966-67 Chevy II/Nova Chrome Bumper Guards **OER AUTHORIZED**

OER AUTHORIZED

Exact reproduction of the front or rear bumper guards optional on all 1966-67 Chevy II/Nova models. Triple chrome finish with one piece construction makes these reproductions superior to others on the market. Pre-packaged in OER® corrugated box.



N2920 66-67 front, LH & RH



1967-72 Chevrolet Truck Front Bumper Guards **OER AUTHORIZED**

Reproduction of the 1967-72 Chevrolet truck front bumper guards designed to fit exactly. Includes all hardware for mounting. Triple chrome plated and ready to install. Includes RH and LH bumper guards. Sold in pair.

CK1692 67-72 LH & RH

1963-66 Chevrolet Full Size Passenger Car Bumper Guard Bracket

Reproduction rear bumper guard bracket for 1963-66 full size Chevrolet models including Impala, Bel Air, and Biscayne. Manufactured from stamped steel as original, each bracket includes mounting bolt and washer. Sold individually. 1 required per bumper guard. Pre-packaged in OER® polytube.



K228 63-66 Chevrolet Full Size

1967-69 Camaro Front Bumper Guard Rubber Insert

Front bumper guard inserts for all 1967-69 Camaro models with optional front bumper guards. This rubber insert installs directly into the bumper guard and includes studs for installation. Cushion will replace the old unit exactly.



3893800 67-69 Camaro

1967-69 Camaro Rear Bumper Guard Rubber Insert

Front bumper guard inserts for all 1967-69 Camaro models which included the optional rear bumper guards. This rubber insert installs directly into the bumper guard and includes studs for installation. Each cushion will replace the old unit exactly.



3893800 67-68 Camaro
3938611 69 Camaro

1968-72 Nova Rear Bumper Guard Inserts

Reproduction bumper guard inserts for 1968-72 Nova models. Manufactured from injection molded rubber with steel inserts and correct mounting stud locations as original. Sold as a pair. Pre-packaged in OER® polytube.



K453 68-72 Nova

Camaro/Firebird Front Panels



OER AUTHORIZED

1967-68 Camaro Front Header Panel

Each reproduction header panel is manufactured to exact factory specifications for a perfect fit! Installs directly in front of the hood. Each panel is ready to prep and paint. Pre-packaged in OER® box.

Note: Shipped oversize.

3927907 67-68 Camaro

OS1



1969 Camaro Front Header Panel **OER AUTHORIZED**

Each reproduction header panel is manufactured to exact factory specifications for a perfect fit! Installs directly in front of the hood. Each panel is ready to prep and paint. Pre-packaged in OER® box.

Note: Shipped oversize.

3937529 69 Camaro

OS1



OER AUTHORIZED

1970-73 Camaro Standard Header Panel

This reproduction header panel will install on all standard Camaro models between 1970-73. For use with Camaro models equipped with a one piece chrome front bumper. Installs directly in front of the hood and extends halfway down the grill on either side. Each panel is ready to prep and paint. *Not for use with Rally Sport.* Pre-packaged in OER® box.

Note: Shipped double oversize.

3962983 70-73 Camaro

OS2



1970-73 Camaro RS Header Panel

Replace your original header panel with original OER® quality! Each panel is ready to prep and paint. This header panel fits Camaro models which were originally equipped with Rally Sport front end that featured split front bumpers with a urethane front nose. Pre-packaged in OER® box.

Note: Shipped double oversize.

327539 70-73 Camaro

OS2

New!



1974-77 Camaro Header Panel Moldings

Reproduction of the upper and lower moldings that attaches to the header panel to surround the grill on 1974-77 Type LT models. Each molding is manufactured from stamped aluminum to exact OEM specifications. Features a bright polished finish.

748593 74-77 Camaro upper and lower

New!



1966 Impala/Full Size Header Panel **OER AUTHORIZED**

Reproduction header panel for 1966 Impala / full size models. Manufactured from steel this panel will fit and install as original.

Note: Shipped double oversize.

81012 66 Impala/Full Size

OS2



K841

OER AUTHORIZED

1967-81 Camaro Cowl Top Vent Grill Panel

This louvered sheet metal component installs directly below the windshield and behind the hood panel. This panel includes louvered vent slots through which the windshield washer nozzles spray fluid onto the windshield. The forward edge of this panel includes a lap seam edge onto which the hood to cowl seal inserts.

Note: Shipped oversize.

K841 67-69 Camaro

K842 70-81 Camaro

OS1



1970-81 Camaro/Firebird Cowl Vent Grill Screen

This reproduction cowl vent grill screen mounts to the top of the upper cowl panel on all 1970-81 Camaro and Firebird models. Manufactured from injection molded plastic just as original.

8800774 70-81 Camaro

Camaro/Firebird Front Valance Panels



OER AUTHORIZED

1967-68 Camaro Standard Valance Panel

Reproduction valance panel for 1967-68 standard Camaro models. Fits exactly as original! Each panel is ready to prep and paint. The standard front grill included provisions for the park lamps in the grill. Comes in OER® corrugated box.

Note: Shipped oversize.



3925467 67-68 Camaro



OER AUTHORIZED

1970-73 Camaro Standard Valance Panel

Reproduction lower front valance panel which is designed as a replacement for your damaged, dented or missing original. For use with the non RS front ends. Features the correct mounting locations for the park lamp assemblies. Comes in OER® corrugated box. Each panel is ready to prep and paint.

Note: Shipped truck freight.



327536 70-73 Camaro



OER AUTHORIZED

1967 Camaro RS Lower Valance Panel

This valance panel is for 1967 Camaro models with the Rally Sport option. This panel features a cut out area for the parking lamp assemblies. Comes complete in OER® corrugated box. Each panel is ready to prep and paint.

Note: Shipped oversize.



3898143 67 Camaro



1970-73 Camaro RS Lower Valance Panel

This is a reproduction front lower valance panel specifically designed for all 1970-73 Camaro models with the Rally Sport option. This panel is produced in high grade steel and is finished in a black EDP coating. Comes in OER® corrugated box. Each panel is ready to prep and paint.

Note: Shipped truck freight.



3990473 70-73 Camaro



OER AUTHORIZED

1968 Camaro RS Lower Valance Panel

Reproduction valance panel for 1968 RS Camaro models. Fits exactly as original. Each panel is ready to prep and paint. Comes in OER® corrugated box.

Note: Shipped oversize.



3938601 68 Camaro



1967 Firebird Front Valance Panel **OER AUTHORIZED**

Reproduction front valance panel for 1967 Firebird models. This panel is manufactured to OEM specifications for correct appearance and simple installation. Each panel is ready to prep and paint.

Note: Shipped oversize.



9789297 67 Firebird



1969 Camaro Lower Valance Panel **OER AUTHORIZED**

This valance panel is for 1969 Camaro models with or without the RS option. Panel features a cut out area for the parking lamp assemblies and all mounting hole provisions for installation. Comes in OER® corrugated box. Each panel is ready to prep and paint.

Note: Shipped oversize.



3929978 69 Camaro



1968 Firebird Front Valance Panel **OER AUTHORIZED**

Reproduction front valance panel for 1968 Firebird models. This panel is manufactured to OEM specifications for correct appearance and simple installation. Each panel is ready to prep and paint.

Note: Shipped oversize.



9792108 68 Firebird

Camaro/Firebird Front Bumper Covers



1977-90 Trans Am Front Bumper Covers

Reproduction of the original front bumper cover for 1977-90 Trans Am models. Manufactured in durable high quality urethane as original. Made in USA.

Note: Shipped double oversize.

F15248	77-78	Trans Am	bumper cover
F15250	79-81	Trans Am	bumper cover
F15887	82-84	Trans Am	bumper cover
F15883	85-86	Trans Am	bumper cover
F15883	87-90	GTA	bumper cover
F15940	82-84	Trans Am	grill opening covers



C15305



C15280

1978-92 Camaro/Z28 Front Bumper Cover

Reproduction front bumper cover for 1978-81 Camaro models. Manufactured to factory specifications from high quality urethane, as original. Available for standard and Berlinetta models and for Z28 models with the pre-drilled holes to correctly mount the Z28-specific lower valance panel. Made in USA.

*Note: **Shipped truck freight. ** Shipped double oversize.*

C15305**	78-81	Camaro	Z28 (with holes)
C15280**	82-84	Camaro	
C15287**	85-92	Camaro	

Camaro/Firebird Rear Bumper Covers



OER AUTHORIZED

1978-81 Camaro/Z28 Rear Bumper Cover

Reproduction of the rear bumper cover for all 1978-81 Camaro and Z28 models. Manufactured in durable high quality urethane as original. Made in USA.

Note: Shipped double oversize.

C15306	78-81	Z28
--------	-------	-----



OER AUTHORIZED

1979-81 Trans Am Rear Bumper Cover

Reproduction of the rear bumper cover for all 1979-81 Trans Am models. Manufactured in durable high quality urethane as original.

Note: Shipped double oversize. Made in USA.

F15252	79-81	Trans Am
--------	-------	----------



C15281



C15288

1982-92 Z28 Rear Bumper Covers **OER AUTHORIZED**

Reproduction of the rear bumper cover for all 1982-92 Camaro Z28 models. Manufactured in durable high quality. Made in USA. Urethane as original.

Note: Shipped double oversize.

C15281	82-84	Z28
--------	-------	-----

C15294	85-90	Z28
--------	-------	-----

C15288	91-92	Z28
--------	-------	-----



OER AUTHORIZED

1982-84 Trans Am Rear Bumper Cover

Reproduction of the rear bumper cover for 1982-84 Trans Am models. Manufactured in durable high quality urethane as original.

Note: Shipped double oversize. Made in USA.

F15889	82-84	Trans Am
--------	-------	----------

New!



OER AUTHORIZED

1985-90 Camaro Z28 Rear Bumper Side Extensions

OER® Authorized reproduction of the lower rear bumper side extensions for 1985-90 Camaro Z28 models. Reproduced in durable high strength urethane with strict attention to detail. Attaches using the original or reproduction mounting brackets. Mounting brackets sold separately. Made in USA.

C15295	85-90	lower rear bumper extensions
--------	-------	------------------------------



1985-86 Trans Am and 1987-90 GTA Rear Bumper Cover **OER AUTHORIZED**

Reproduction of the original rear bumper cover for 1985-86 Trans Am models and 1987-90 GTA models. Manufactured in durable high quality urethane as original. Made in USA.

Note: Shipped double oversize.

F15880	85-86	Trans Am
--------	-------	----------

F15880	87-90	GTA
--------	-------	-----

Camaro/Firebird Bumper Cover Brackets

New!



1978-81 Camaro Front Bumper Cover to Lower Spoiler Brackets

Replacement style brackets to mount the front bumper cover to lower spoiler on 1978-81 Camaro Z28 models. Steel brackets measure approx 20" (LH) and 15" (RH) and have the correct bends and mounting holes. For use with front bumper cover # C15305. Sold as a pair. Made in USA.

K80066 78-81 Camaro

1982-90 Camaro/Z28 **New!** Front Bumper Cover Brackets

Replacement style front bumper cover steel brackets for 1982-92 Camaro/Z28 models.

These are the lower brackets that bolt the lower front bumper cover to the fender. Camaro brackets for front bumper covers # C15280 (82-84) and C15287 (85-90). Sold as a pair. Made in USA.



K80061 82-90 Camaro/Z28 approx. 4-3/4"

1977-78 Firebird Front Bumper Cover Brackets

Replacement style front bumper cover brackets for 1977-78 Firebird/Trans Am models. These steel brackets measure approx 3" and have the mounting nuts in the correct location. These brackets attach the lower front bumper cover to the fender. For use with front bumper cover # F15248 (77-78). Sold as a pair. Made in USA.



K80067 77-78 Firebird

1985-90 Firebird **New!** Front Side Lower Spoiler Brackets

Replacement style front lower side bumper cover to spoiler brackets for 1985-90 Firebird/Trans Am models.

These steel brackets measure approx 17-1/2" and have the mounting studs in the correct location. These brackets mount the front side spoilers to the front of the front fender. Sold as a pair. Made in USA.



K80071 85-90 Firebird

New!



1978-92 Camaro Rear Bumper Cover Brackets

Replacement style rear bumper cover side and lower side brackets for 1978-92 Camaro/Z28 models. These steel bumper cover brackets feature the correct curves when needed and mounting studs. Sold as a pair. Made in USA.

*Note: *Paint to match.*

Bumper Bracket

K80065	78-81	approx. 13"	use with #C15306
K80062	82-84	approx. 12"	use with #C15282
K80062	85-90	approx. 12"	use with #C15294
K80063	91-92	approx. 13"	use with #C15288

Lower Side Extension Bracket

K80064	91-92	approx. 14-1/4"	use with #C15289
---------------	-------	-----------------	------------------

New!



1985-92 Firebird Rear Bumper Cover Brackets

Replacement style rear bumper cover and lower side quarter panel extension brackets for 1985-92 Firebird/Trans Am models. These steel bumper cover brackets feature the correct curves and mounting studs. These brackets mount the rear bumper cover thru the quarter panel. Sold as a pair. Made in USA.

Bumper Bracket

K80068	77-78	approx. 6-3/4"	use with F15247
K80068	79-81	approx. 6-3/4"	use with F15252
K80069	82-92	approx. 10"	

Lower Side Extension Bracket

K80070	85-90	approx. 17-1/2"	
---------------	-------	-----------------	--

Camaro/Firebird Bumper Cover Hardware

New!



14076050



11508023



C15314

Threaded Steel Retainer

OER® reproduction steel retainer used to install and secure various components including front and rear bumper fascias, front spoiler, ground effects, radiator grille and front end panel. Uses a M6-1.0 bolt.

14076050	individual	retainer
11508023	individual	bolt
C15314	set of 36	18 retainers/18 bolts

New!



11503957



C15315

Threaded Steel U-Nut **OER AUTHORIZED**

OER® Authorized reproduction black phosphate metric u-nut/foldover nut, that measures M6-1.0 to install and secure various components. Fits panel thickness from .80 mm to 4 mm. (.030" to .160").

11503957	individual	
C15315	set of 25	

New!



11508023



C15320

Steel Bolt - M6-1.0 x 20 mm **OER AUTHORIZED**

OER® Authorized reproduction black phosphate hex head Sems metric bolt. Bolt measures M6-1.0 x 20 mm and is used to install and secure various components.

11508023	individual	
C15320	set of 18	

New!



A1033



C15317

Lower Valance Panel Retainer **OER AUTHORIZED**

OER® Authorized reproduction retaining clip used to attach the lower front valance (part # C15292) on 1991-92 Camaro models. 4 Required.

A1033	individual	
C15317	set of 12	

New!



11569768



C15319

Nylon Retaining Clip **OER AUTHORIZED**

OER® Authorized reproduction black nylon retaining clip that pushes into a 5/16" hole to install and secure various components including 1991-92 Camaro lower front valance (# C15292).

11569768	individual	
C15319	set of 25	

New!



10287379



C15316

Hex Head Sems Bolt - M6-1.0 x 30 mm **OER AUTHORIZED**

OER® Authorized reproduction black phosphate hex head Sems metric bolt, that measures M6-1.0 X 30 mm to install and secure various components.

10287379	individual	
C15316	set of 25	

New!



A1021



C15318

Push-In Retainer **OER AUTHORIZED**

OER® Authorized reproduction push-in retainer clip, also know as a blind rivet for various GM applications. Fits a wide number of applications including 1982-02 Camaro front and rear bumper fascia, and other urethane and plastic body components. Fits 1/2" hole. Use as required.

A1021	individual	
C15318	set of 25	

Camaro/Firebird Front & Rear Spoilers



1967-69 Camaro and Firebird Front Spoilers

This injection molded reproduction bolt-on front spoiler attaches to the lower section of the front valance panel. Spoilers may be attached directly to the panel with sheet metal screws or with reproduction front spoiler brackets available separately. Each spoiler is manufactured using quality ABS injection molded plastic materials. Available for 1967-69 models.

Note: 1969 front spoilers are not for use on 1969 Firebird Trans Am models.

3916673	67-68	
3938689	69	ext. Trans Am

1967-69 Camaro Front Spoiler Kit **Injection Molded!**

Quality injection molded, ABS plastic bolt-on front spoilers attach to the lower section of the front valance panel. The spoiler is supplied with original style front spoiler brackets and hardware.

R370	67-68	Camaro
R371	69	Camaro

1970-73 Camaro Standard or Rally Sport Front Spoiler

Replace or add an OER® reproduction, injection molded spoiler to your 1970-73 standard or Rally Sport Camaro. Each spoiler is a one piece wrap around style which extends from the front of the fender wheelhouse around the other side. Spoilers are attached directly to the lower valance panel. The holes are pre-drilled for an easy installation. Each spoiler is manufactured in quality ABS plastic materials.

Note: Shipped double oversize.

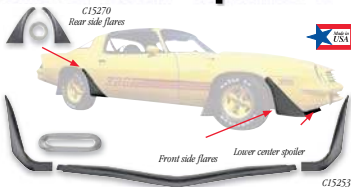
3990469	70-73	standard
3990470	70-73	Rally Sport

1970-81 Trans Am Front Spoiler Kits **OER AUTHORIZED**

Reproduction of the front spoilers for all 1970-81 Trans Am models. Manufactured in durable high quality urethane as original, each spoiler will install with no modifications needed. Includes spoiler wetting seal. Can be added to base model Firebirds for the Trans Am look.

Note: Shipped double oversize.

FI5220	70-73	Trans Am
FI5221	74-75	Trans Am
FI5222	76	Trans Am
FI5223	77-78	Trans Am
FI5224	79-81	Trans Am



OER AUTHORIZED

1978-81 Z28 Front Spoiler/Side Flare Kits

Reproduction front and rear spoiler kits for 1978-81 Camaro Z28 models. The front kit includes the lower spoiler and two side fender flares. The rear includes the two side flares, both kits include spoiler wetting seal. Manufactured in durable high quality urethane as original.

Important: Rear side flares were not factory until 1980, but can be installed on any 1978-81 Camaro for the Z28 look.

Note: Shipped oversize.

C15253*	78-81	front	3 piece kit with wetting
C15270	78-81	rear	2 piece kit with wetting



1982-92 Z28 Front Spoilers **OER AUTHORIZED**

Reproduction of the front spoiler for all 1982-92 Camaro Z28 models. Manufactured in durable high quality urethane as original, each bumper cover will install with no modifications needed.

Note: Shipped double oversize.

Urethane Spoilers

C15283	82-84	Z28
C15296	85-90	Z28
C15292	91-92	Z28

Lower Center Support

C15272	85-92	use with C15296 & C15292
--------	-------	--------------------------

Mounting Brackets/Hardware

K80075	82-84	brackets, use with C15283
K80074	85-90	brackets, use with C15296
C15313	91-92	hardware, use with C15292

1967-69 Camaro Front Spoiler Mounting Set **GM Restoration Parts**

Set includes center bracket and two outer brackets used to attach the front spoiler on 1967-69 Camaro models. Each set includes 3 brackets for original style mounting.

K909	67-68	Camaro	3 piece set
K910	69	Camaro	3 piece set

Camaro/Firebird Front & Rear Spoilers

1967-69 Camaro Front Spoiler Installation Hardware Set

Correct hardware required to install a 1967-69 front spoiler assembly. Spoiler brackets sold separately. Prepackaged in OER® chipboard box.



K557 67-69 Camaro

1991-92 Camaro Z28 Lower Front Spoiler Installation Set

OER AUTHORIZED

Authorized installation hardware kit for 1991-92 Camaro Z28 lower front spoiler. This 56

piece kit has virtually everything needed to do the installation the way the factory intended, including the GM 14076050 metal retainers that have become obsolete and unavailable from GM for years. Used to attach spoiler # C15292.



New!

C15313 91-92 Camaro



WELTING SEAL FITS BETWEEN THE GROUND EFFECTS AND BODY PANEL.



Seals areas between body panels and front spoilers, ground effects, fenders, or quarter extensions.

Spoiler & Fender Flare Welting

Many GM vehicles were built with a specially configured welting seal between side spoilers, fender flares, spoiler extensions or spoilers and the body panels they mount to. Although the configuration varies from model to model, this replacement welting can be used with virtually any ground effects, fenders or spoilers. Cut to length as required.

Note: Available in gray only.


1668047 16 foot roll
1668047A 32 inch roll

OER AUTHORIZED

1970-81 Trans Am OEM Style Urethane Side Spoilers

Reproduction side spoilers for 1970-81 Trans Am models.

Manufactured from urethane as original, these direct replacement spoilers mount forward of the wheel openings with studs that mount in the factory bolt holes for an authentic replacement or upgrade for a base model Firebird. Available individually, as a front or rear pair, or a complete set of four. Welting and installation hardware included.



1970-78 front and rear side spoilers



F15526



F15527

Complete 4 Piece Sets

F15526 70-78 frt & rear LH & RH

F15527 79-81 frt & rear LH & RH

Front or Rear Pairs Only

F15227 70-78 front LH & RH

F15228 79-81 front LH & RH

F15225 70-78 rear LH & RH

F15226 79-81 rear LH & RH

Individual Components

F15327 70-78 front LH

F15427 70-78 front RH

F15328 79-81 front LH

F15428 79-81 front RH

F15325 70-78 rear LH

F15425 70-78 rear RH

F15326 79-81 rear LH

F15426 79-81 rear RH

15257

F15256

F15255

1988 Firebird Z20 Style Spoilers **OER AUTHORIZED**

Reproduction rear and side spoilers for 1982-92 Firebird models with rare dealer-installed Z20 option. The Z20 option was only available for 1988 models but can be installed on any 1982-88 base Firebird or Trans Am. The wheel spoilers are manufactured to original specifications from correct urethane material and designed to mount forward of the wheel openings as original. The fiberglass rear deck lid spoiler, while not an exact replica, is designed to provide the correct Z20 "duck tail" appearance and features an integrated third brake lamp. All spoilers include mounting hardware.

Note: * Shipped double oversize.

OS2

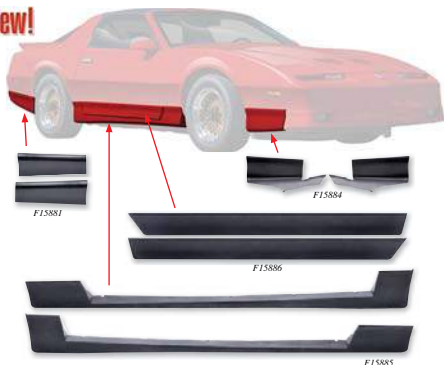
F15255 82-88 Firebird Z20 front fender splash guards

F15256 82-88 Firebird Z20 rear splash guards

F15257 82-88 Firebird Z20 original style deck lid spoiler

Rocker Panels


New!



1985-90 Firebird Trans Am GTA Ground Effects **OER AUTHORIZED**

Reproduction ground effects for 1985-90 Pontiac Trans Am GTA models. Available are the lower front fender extensions, the lower rocker panel extensions, lower door extensions and the lower quarter panel extensions. Reproduced in durable high strength urethane with strict attention to detail. Use p/n# K80073 for rocker panel extension mounting brackets. Made in U.S.A.

*Note: *Shipped double oversize.*

F15884	85-90	Firebird	front fender extensions	
F15885	85-90	Firebird	rocker panel extensions	
F15886	85-90	Firebird	door extensions	
F15881	85-90	Firebird	quarter panel extensions	
K80073	85-90	Firebird	rocker panel extensions brackets	

New!




OER AUTHORIZED 

1991-92 Camaro Z28 Rocker Panel Extensions

OER[®] Authorized reproduction of the lower rocker panel extensions for 1991-92 Camaro Z28 models. Reproduced in durable high strength urethane with strict attention to detail. Attaches using the original or reproduction mounting brackets. Mounting brackets sold separately. Use p/n# K80072 for mounting brackets. Made in U.S.A.

*Note: *Shipped double oversize.*

C15291	91-92	lower rocker panel extensions	
K80072	91-92	mounting brackets	

New!



1985-90 Trans Am Rocker Panel Extension Brackets **OER AUTHORIZED**

Replacement style rocker panel extension brackets for 1985-90 Firebird Trans Am models. These steel brackets feature the correct shape and mounting studs. These brackets mount the lower rocker panel extensions under the door. For use with rocker panel extensions # F15885. One set will mount both LH and RH rocker extensions. Sold as a set of 4.

K80073 85-90

New!



1991-92 Camaro Z28 Rocker Panel Extension Brackets **OER AUTHORIZED**

Replacement style rocker panel extension brackets for 1991-92 Camaro Z28 models. These steel brackets feature the correct shape and mounting studs. These brackets mount the lower rocker panel extensions under the door. For use with rocker panel extensions # C15291. One set will mount both LH and RH rocker extensions. Sold as a set of 4.

K80072 91-92

Cowl Panels

1967-69 F-Body

Inner Cowl Panel

OER AUTHORIZED

This quality reproduction will replace the inner portion of the top cowl panel. Available with EDP coating for rust prevention. For the models with or without AC listed. Available EDP coated for rust prevention or finished in a special weld-through primer that requires minimal preparation

Note: Shipped double oversize.

EDP Coated

C11021	67	w/o AC
C11022	67-68	with AC
152757	69	w/o AC

Weld-Thru

152757	69	w/o AC
--------	----	--------



New!

New!



1969 F-Body Windshield Frame/Cowl Panel **OER AUTHORIZED**

OER® Authorized windshield frame and inner cowl panel sections designed for 1969 Camaro and Firebird convertible models. This ready to install frame assembly is ideal for replacing a rusted out upper inner cowl and windshield section. Completely assembled and ready to install. Some welding required for installation. EDP coated for rust prevention. Measures 51-1/2" wide at top of windshield frame, 40" height, and 65" at widest point of cowl assembly. Not for coupe models.

Note: Shipped truck freight.

14951	69	F-Body	convertible
-------	----	--------	-------------

1970-81 F-Body Lower Cowl Panel

OER AUTHORIZED

Reproduction of the original lower cowl panel for 1970-81 F body models. Features the windshield wiper hole and the lower steering column support. Available EDP coated for rust prevention or finished in a special weld-through primer that requires minimal preparation.

Note: Shipped double oversize.

14970	70-81	F-Body	EDP coated
14970W	70-81	F-Body	Weld-Thru



New!

New!



1967-69 F-Body Outer/Inner Side Cowl Panels

OER AUTHORIZED

A stamped steel reproduction of the outer and inner side cowl panels. This is a common place for rust to occur on most First Gen Camaro and Firebird models. This part welds between the cowl panel and floorboard behind the kick panels and is shipped as two unassembled pieces per side.



New!

1955-57 Front End Filler Panels **OER AUTHORIZED**

OER® Authorized reproduction front end filler panel for 1955-57 Chevrolet car models. Manufactured in stamped steel to factory specifications for an authentic appearance and fit. Comes EDP coated to prevent rust.

Note: Shipped oversize.

TF-400285	55	3 pc. set
TF-400286	56	
TF-400287	57	

Camaro Grills



1967-68 Camaro Standard Grill **OER** AUTHORIZED

OER® reproduction 1967-68 Camaro standard grill and moldings. The grill comes prepackaged in OER® corrugated box for maximum protection and the moldings come pre-packaged in OER® polytube.

Note: Grill shipped oversized.

1967 Models

K180	67	upper molding	OER
3891693	67	grill	
K181	67	lower molding	

1968 Models

K184	68	upper molding
3914772	68	grill
K185	68	lower molding



1969 Camaro Standard Grill & Molding Set

Reproduction of the front grill assemblies for 1969 Camaro models. These standard grills are manufactured from the original GM tooling and are available in black or silver as original. Each grill is pre-packaged in OER® corrugated box for maximum protection. Grill molding kits are available separately (included and attached when ordering grills).

*Note: Shipped double oversized. ** Shipped oversized.*


3957062	69	grill	black	OER
3957044	69	grill	silver	
3957061	69	molding	4 piece set	

1967-68 Camaro RS Custom Billet Grill Kit

This quality billet grill is designed to replace the factory grill and headlight covers on 1967-68 Camaro Rally Sport models. Will allow the grill moldings and headlight door moldings to attach as original. The grill and headlight doors are manufactured with Billet materials for a unique and custom appearance. Includes the center RS grill with RH and LH headlight doors. 3 piece kit.

Note: Shipped oversized.

R6725	67-68	Camaro RS	OER
-------	-------	-----------	------------



1967-68 Camaro RS Front Grill **OER** AUTHORIZED

OER® reproduction Camaro front grill assemblies and moldings for 1967 and 1968 models. The 1967 RS grill is black while the 1968 design includes silver trim as original. Each grill is pre-packaged in OER® corrugated box for maximum protection and the moldings come pre-packaged in OER® polytube.

Note: Grill shipped oversized.

K183	67-68	RS upper molding	OER
3919060	67	black grill	
3919060C	68	chrome grill	
K182	67-68	RS lower molding	




1969 Camaro Die Cast RS Grill Molding

Correct die-cast molding installed on all 1969 Camaro models with the Rally Sport (hidden headlights) option.

Note: Shipped oversized.

3958637	69	Camaro	OER
---------	----	--------	------------



1967-68 Camaro RS Headlamp Covers **OER** AUTHORIZED

Reproduction headlight covers for 1967-68 Camaro RS models. Now offered in 1967 black or 1968 black with silver trim to match the silver trim grill. Pre-packaged individually in OER® polytube.

3898135	67	LH	black
3898136	67	RH	black
3919063	68	LH	with chrome
3919064	68	RH	with chrome



1969 Camaro Rally Sport Center Grill

Center grill used with all 1969 Camaro models with hidden headlights. Grill chrome molding available separately.

Note: Shipped double oversized.

3938641	69	Camaro	OER
---------	----	--------	------------



1969 Camaro Grill Reinforcement **OER** AUTHORIZED

Item is inserted between the upper grill and header panel section. Used with both RS and standard Camaro models. Acts as a trim piece and fills the gap between grill and header panel.

3949707 69 Camaro



3967175B

1970-73 Camaro Standard Grills

Reproduction of the 1970-73 Camaro standard grill. Available in standard silver or Z28 black.

Note: Shipped oversize.

3967175 70-71 silver - standard

3967175B 70-71 black - Z28

333724 72-73 silver - standard

333724B 72-73 black - Z28



3962973



3962974

1970-73 Rally Sport Camaro Grills **OER** AUTHORIZED

These reproduction grills were installed on all 1970-73 Camaro models with the Rally Sport option. Originally these grills featured silver trim on the front edges of the grill. These original replacements are manufactured in black only and may be painted silver if desired. The grills were separated by a vertical divider bar. This divider bar and mounting bracket are also available.

3962973 70-73 LH RS

3962974 70-73 RH RS



468036

459170

1978-79 Camaro Lower Grills

OER® manufactured lower grills for 1978-79 Camaro models. These injection molded grills are manufactured in black or silver ABS and feature all of the original detail. The silver grill is correct for standard and LT models, and the black grill is correct for Z28 and RS models.

468036 78-79 Camaro black Z28

459170 78-79 Camaro silver standard


New!



1980-81 Camaro Upper Grills

341002

Reproduction lower grills for all 1974-77 Camaro standard and Z28 models. These grills are manufactured using injected molded materials to exact GM specifications in the correct silver color for standard models and black for Z28 models. Pre-packaged in OER® box.



14011797R



Argent silver



black



chrome/silver

New!

1980-81 Camaro Upper Grills **OER** AUTHORIZED

Reproduction upper grill for 1980-81 Camaro Standard, Z28 and Berlinetta models. Manufactured from injection molded plastic with correct mounting points and in silver color for standard models, black for Z28 and chrome with silver accents for Berlinetta models.

K190 80-81 standard - Argent silver

K191 80-81 Z28 - black

14011797R 80-81 Berlinetta - chrome / silver

1982-84 Camaro Grills

GM Restoration Parts

The 1982-84 Camaro grill included a RH and LH grill assembly. The grills were specifically designed for 1982 through 1984 Camaro Z28 models. Grills are available in black only. Paint silver if desired for standard models.



14019276



14019275

14019275 82-84 LH black

14019276 82-84 RH black

1967-69 Camaro Grill Fastener Sets

This set includes a complete set of fasteners designed to make replacing a standard or Rally Sport grill simple. All hardware is included in this handy set. 1967-68 Camaro set includes 66 pieces, 1969 includes 44 pieces. Prepackaged in OER® bag with header card.



K559 67-68 66 piece standard or RS

K558 69 40 piece standard or RS

Chevy II/Nova Grills



1962-65 Chevy II/Nova Grill Guard

OER® reproduction of this accessory item for 1962-65 Chevy II/Nova models.

985435 62-65 Chevy II/Nova

New!



3792544



3833312



3867837

1962-65 Chevy II/Nova Grill

Reproduction of the highly sought after 1962-65 Chevy II/Nova grill. Each grill features the correct end contours conforming to the headlamp bezels offering a clean fit.

Note: Shipped oversize.

3792544	62	Chevy II/Nova
3833312	63	Chevy II/Nova
3867837	65	Chevy II/Nova

COMING SOON



3886428

1966-67 Chevy II/Nova Grill

Reproduction of the highly sought after 1966-67 Chevy II/Nova grill. Each grill features the correct end contours conforming to the headlamp bezels offering a clean fit and appearance.

Note: Shipped oversize.

3885299	66	Chevy II/Nova
3886428	67	Chevy II/Nova



1968-69 Chevy II/Nova Grill

Reproduction of the 1968-69 Chevy II/Nova grill. Each grill features the correct end contours conforming to the headlamp bezels offering a clean fit.

Note: Shipped oversize.

3909164 68-69 Chevy II/Nova



1968-69 Nova SS Grill

Reproduction of the 1968-69 Nova grill for your Super Sport. Each grill features the correct end contours conforming to the headlamp bezels offering a clean fit.

Note: Shipped oversize.

3962979 68-69 Nova SS



1970-72 Nova Grill

Correct reproduction of the 1970-72 standard grill assembly. Grills are meticulously manufactured to give an authentic and original appearance when installed.

Note: Shipped oversize.

3949721 70-72 Nova



1970-72 Nova SS Grill

Correct reproduction of the 1970-72 grill assembly available for Super Sport models. Grills are meticulously manufactured to give an authentic and original appearance when installed.

Note: Shipped oversize.

3962915 70-72 Nova SS



1976-78 Nova Standard Grill

Correct reproduction of the 1976-78 Nova standard grill assembly. Grills are injection molded and finished to give an authentic and original appearance when installed.

Note: Shipped oversize.

466818 76-78 Nova

Firebird Grills



978856

978857

1967 Firebird Grills

Restoration Parts

OER® reproduction of the 1967 Firebird standard or 400 grill assemblies. Pre-packaged in OER® box.

978857	67	LH	standard grill
978856	67	RH	standard grill
9789374	67	LH	400 grill (with die-cast chrome strip)
9789373	67	RH	400 grill (with die-cast chrome strip)



9793725

9793726

1968 Firebird Grills

Restoration Parts

OER® reproduction of the 1968 Firebird grill assemblies. Pre-packaged in OER® box.

9793726	68	LH	standard grill
9793725	68	RH	standard grill
9793724	68	LH	400 grill (with die-cast chrome strip)
9793723	68	RH	400 grill (with die-cast chrome strip)

1967-68 Firebird 400

Restoration Parts

Die-Cast Grill Inserts

This is a die-cast reproduction of the grill insert that was installed on all 1967-68 Firebird 400 grills. Sold in pairs. Includes RH and LH grill bars.

F640	67-68	Firebird	LH & RH
------	-------	----------	---------

1967-68 Firebird

Headlamp Grill Insert

Reproduction of the headlamp divider grill inserts for 1967-68 Firebird models. Attaches between the headlamp bulbs on all models.

978858	67-68	LH & RH
--------	-------	---------

1969 Firebird/Trans Am Grills

Restoration Parts

OER® reproduction 1969 Firebird grill assemblies. Injection molded as original and available in silver. Will fit all 1969 Firebird and Trans-Am models.



9795935

9795936

9795936	69	Firebird/Trans Am	LH
9795935	69	Firebird/Trans Am	RH

1969 Firebird Lower Grill Support Bracket

Original style reproduction of the 1969 lower grill bracket. This bracket is required to mount the grill. Use 2 brackets per grill.



9795986	69	Firebird	4 required
---------	----	----------	------------



478512

478513



479690

479691

1970-71 Firebird & Trans Am Grills

Restoration Parts

OER® reproduction 1970-71 Firebird and Trans Am grill assemblies. Injection molded as original and available in OE silver color for standard Firebird models and black for Firebird V8 and Trans Am models.

478513	70-71	LH	silver
478512	70-71	RH	silver
479691	70-71	LH	black
479690	70-71	RH	black



485575

485265

1972 Firebird & Trans Am Grills

Reproduction grill assemblies for 1972 Trans Am and Firebird models. Correctly manufactured injection molded design with the die-cast outer ring. Trans Am grills feature correct black paint, as original. Includes mounting hardware for installation. Pre-packaged in OER® box.

485576	72	Trans Am	LH	black
485575	72	Trans Am	RH	black
485265	72	Firebird	LH	silver
485264	72	Firebird	RH	silver

New!



1979-81 Firebird/Trans Am Grills

Reproduction front grills for 1979-81 Firebird and Trans Am models. Each injected molded grill is produced in the original matte black color. Includes pre-attached 3M self adhesive tape around the perimeter and also included screws with U-clips for easy installation. Sold as a pair. Pre-packaged in OER® polystyrene.

14418	79-81	Firebird/Trans Am
-------	-------	-------------------

Chevrolet/GMC Grills

1958-69 Chevrolet Full Size Passenger Car Grills

Reproduction grills for 1958-69 Chevrolet full size models. We offer two versions of the grill assembly for 1963-64, the basic grill or the grill that includes complete headlamp mounting brackets and attaching housings that make the installation extremely easy. These superb reproductions are manufactured to exact factory specifications ensuring a perfect fit and appearance.

*Note: *Shipped oversize * Shipped truck freight. **Shipped double oversize.*



3747202



3760825



3768435

1958-60 Grills

3747202**	58	grill assembly	052
3760825	59	grill assembly w/knobs	
3768435	60	grill	



3777175

1961 Grills

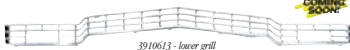
3777176	61	upper grill	051
3777175	61	lower grill	



B1719

1963-65 Grills

3817606	63	grill only (anodized)	051
3817606A	63	grill assembly (with housing and brackets)	
3830700	64	grill (anodized)	
3830700U	64	grill only (unfinished, ready for chrome plating)	
B1719	64	grill assembly (with housings and brackets)	
3850210*	65	grill	



3910613 - lower grill

1966-69 Grills

3869745	66	upper grill	052
3869746**	66	lower grill w/extensions	
3885962	67	grill	
3910612	68	upper grill	
3910613*	68	lower grill	
3929895	69	upper grill	
3934560	69	lower grill	

1947-54 GMC Chrome Grill **DER** AUTHORIZED

Reproduction grill assembly for 1947-54 GMC trucks. This chrome steel grill is made to factory specifications and will replace damaged originals.

Note: Shipped double oversize.

T70715	47-54	GMC	052
--------	-------	-----	-----

1947-53 Chevrolet Truck Grill **DER** AUTHORIZED

Quality reproduction of the grill assembly for 1947-53 Chevrolet truck models. Choose from our EDP coated grill that is designed to be painted your desired color or from our chrome grills that feature a variety of accent colors.

Note: Shipped double oversize.

CX1555	47-53	paintable grill with paintable accent	
CX1928	47-53	chrome grill with black accent	
CX1929	47-53	chrome grill with chrome accent	
CX1242	47-53	chrome grill with ivory white accent	



14869

15894

1947-55 GMC Grill Frames **DER** AUTHORIZED

Reproduction grill for 1947-55 1st series GMC Truck models. This steel support frame surrounds the grill and features mounting provisions for the GMC emblem in correct location. Manufactured to OE specifications for a perfect fit.

Note: Shipped oversize.

1947-54 GMC Pickup Models	1955 1st-Series GMC Pickup Models	051
14869	47-55	chrome
15894	47-55	black

Chevrolet/GMC Grills



CX1243



CX1556



CX1557

1955-59 Chevrolet Chrome Grill **OER** AUTHORIZED

Excellent quality reproduction of the grill assembly for 1955-59 Chevrolet trucks. Each grill is an exact replica of the original, duplicating the appearance in every detail. The 1957 grill features a quality bright chrome finish.

Note: Shipped double oversize.



CX1243	55-56	chrome (2nd series 1955)
CX1556	57	chrome
CX1557	58-59	chrome (w/Chevrolet)



CX1244



T70826

1964-66 Chevrolet Chrome Grill **OER** AUTHORIZED

Reproduction grill for 1964-66 Chevrolet pick up models. Beautifully reproduced for accurate fit and quality appearance. Center grill brace is not included but sold separately. Pre-packaged in OER® box.

Note: * Shipped double oversize.



CX1244	64-66	w/Chevrolet lettering
T70465	64-66	w/o Chevrolet lettering
T70826	64-66	center grill brace



1967-68 Chevrolet Truck Grill Black **OER** AUTHORIZED

Reproduction black grill for 1967-68 Chevrolet pick up models. Beautifully reproduced for accurate fit and quality appearance. Pre-packaged in OER® box.

Note: Shipped double oversize.



3886762	67-68	Chevrolet Truck
---------	-------	-----------------

1969-70 Chevrolet Outer Grill **OER** AUTHORIZED

Reproduction stamped aluminum outer grill assembly for 1969-70 Chevrolet pickups, Blazers and Suburbans. Does not include "Chevrolet" lettering on grill. Pre-packaged in OER® box.

Note: Shipped truck freight.

CX1400	69-70	Chevrolet
--------	-------	-----------



1969-70 Chevrolet Inner Grill

Reproduction molded plastic inner grill section for 1969-70 Chevrolet pickups, Blazers and Suburbans. Pre-packaged in OER® box.

Note: Shipped oversize.

CX1401	69-70	Chevrolet
--------	-------	-----------



1971-72 Chevrolet Outer Grill **OER** AUTHORIZED

Reproduction stamped aluminum outer grill for 1971-72 Chevrolet pickups, Blazers and Suburbans. Pre-packaged in OER® box.

Note: Shipped truck freight.

3990701	71-72	Chevrolet
---------	-------	-----------



CX1644



CX1597



CX1558

1967-72 GMC Truck Grills **OER** AUTHORIZED

Reproduction of the front grill for all 1967-72 GMC trucks. Manufactured from steel to factory specifications with a bright chrome finish and correct black GMC lettering as original.

Note: Shipped double oversize.

CX1644	67	w/block GMC letters
CX1597	68-70	chrome w/o letters
CX1558	71-72	chrome/black w/o letters



1973-80 Truck Grill Attaching Nut **New!**

Correct reproduction grill attaching nut designed for use on 1973-80 pickups, Jimmy and Blazer grills. Sold individually. Use as required. Pre-packaged in OER® polytube.

6271829	73-80	Truck
---------	-------	-------



Camaro Headlamp Bezels



3916614

3916613

1967 Camaro Standard Headlamp Bezels

Superb reproduction of the original type standard headlamp bezels for use on all 1967 Camaro models equipped with the standard front end. These bezels offer the crowning touch to a front grill replacement! Shipped individually in corrugated OER® box for added protection.

3916613	67	Camaro	LH
3916614	67	Camaro	RH



3962944

3962943

1970-73 Camaro Standard Headlamp Bezels

These reproduction replacement bezels can be used to replace your missing, damaged or pitted originals. They are produced in the correct aluminum material and can be installed on standard or RS front ends. Officially licensed by GM.

3962943	70-73	Camaro	LH
3962944	70-73	Camaro	RH



3914770

3914769

1968 Camaro Standard Headlamp Bezels

Beautifully re-created original style standard 1968 Camaro headlamp bezels. Each reproduction headlamp bezel is manufactured in aluminum and painted the correct flat black color. Shipped individually in OER® box for added protection.

3914769	68	Camaro	LH
3914770	68	Camaro	RH

Manufactured with original GM Tooling!



3936902

3935928

1969 Camaro Headlamp Bezels

These bezels are produced from the original tooling obtained from General Motors by OER®. Available either with or without the original chrome trim ring. Chrome trimmed bezels were originally installed on 1969 Camaro models with the optional exterior decor package. Standard Camaro models did not offer the chrome trimmed bezel. Shipped individually in OER® corrugated boxes for added protection.

3962901	69	LH	standard w/chrome ring
3962902	69	RH	standard w/chrome ring
3935927	69	LH	standard w/o chrome ring
3935928	69	RH	standard w/o chrome ring



333792

333797

1974-77 Camaro RS/Z28 Headlamp Bezels

Reproduction headlight bezels for 1974-77 Rally Sport and Z28 Camaro models. Headlamp bezels are manufactured to exact specifications and with a polished rim and brushed reflector for RS, and a polished rim and black reflector for Z28.

333791	74-77	LH	brushed finish
333792	74-77	RH	brushed finish
333796	74-77	LH	black
333797	74-77	RH	black



356578

468032

1978-81 Camaro Headlamp Bezels

Reproduction headlamp bezels for 1978-81 Camaro standard and Z28 models. Manufactured to factory specifications for a perfect fit. Packaged individually in an OER® box for protection.

Standard			
356577	78-81	LH	chrome
356578	78-81	RH	chrome
Z28			
468031	78-81	LH	black
468032	78-81	RH	black

Camaro/Firebird Headlamp Bezels



9784328

1969 Firebird Headlamp Bezel Cushions

Restoration Parts

OER® reproduction rubber cushion located between the outer impact bar and the impact bar reinforcement on all 1969 Pontiac F-bodies. Manufactured in correct rubber material as original. Pre-packaged in OER® bag. OER® 9784327 RH 9784328 LH.

9784328	69	Firebird	LH
9784327	69	Firebird	RH



9784321

Manufactured with original GM Tooling!

1969 Firebird Plastic Headlamp Bezels

Restoration Parts

Reproduction outer headlamp bezels for 1969 Firebird models. These headlamp surroundings will replace your originals exactly. Each bezel comes in a black color and is ready to paint to your desired color.

9784321	69	Firebird	LH
9784320	69	Firebird	RH

New!



483413



483412



748594

1970-73 Firebird Headlamp Bezels

OER® reproductions of 1970-73 Firebird headlight bezels. Bezels are made from high quality zinc die cast material. When manufactured these parts are carefully deburred, polished and finished off with beautiful chrome plated finish. Each bezel is based off the second design and will fit all 1970-73 models. Hardware not included, sold separately.

483412	70-73	Firebird	LH
483413	70-73	Firebird	RH
748594	70-73	Firebird	hardware set

Manufactured with original GM Tooling!



492667



492666

1974-76 Firebird Headlamp Bezels

Restoration Parts

OER® reproduction headlamp bezels for 1974-76 Firebird models. These bezels are manufactured from the original GM tooling to exact specifications. Each bezel is designed to fit exactly as original. Not for use on 76 models with Formula or Trans Am.

492667	74-76	Firebird	LH
492666	74-76	Firebird	RH

Manufactured with original GM Tooling!



10004292



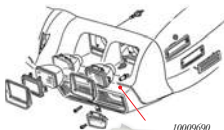
10005236

1979-81 Firebird Headlamp Bezels

Restoration Parts

OER® reproduction headlamp bezels for 1979-81 Firebird or Trans Am models. These bezels are manufactured from the original GM tooling, 4 required per vehicle.

10004292	79-81	Firebird	chrome
10005236	79-81	Firebird	black



10000690
Headlight bezel nuts for use on 1979-81 Firebird models.

1979-81 Firebird Headlamp Bezel Nut

Correct reproduction of the bezel nuts for 1979-81 Firebird headlamp assemblies. Bezel nuts are essential to properly install the headlight bezels. Each bezel nut is injection molded to ensure originality. Pre-packaged with OER® header card.

10009690	79-81	Firebird	individual
8329	79-81	Firebird	16 pieces

Chevy II/Nova Headlamp Bezels



1962-64 Chevy II/Nova Headlamp Bezels

GM Restoration Parts

Exact reproduction of the aluminum headlight bezels installed on 1962-64 Chevy II/Nova models. Manufactured to original GM specifications. These bezels offer a perfect fit and original appearance. Shipped individually in corrugated OER® box for added protection.

3790349	62-64	Chevy II/Nova	LH
3790350	62-64	Chevy II/Nova	RH

1966 Chevy II/Nova Headlamp Bezels

GM Restoration Parts

OER® quality reproduction of the 1966 Chevy II/Nova headlamp bezels. Manufactured in polished aluminum as original. This reproduction is an exact duplicate of the original and will fit and install correctly. Each piece is shipped individually in OER® box.



3866885	66	Chevy II/Nova	LH or RH
---------	----	---------------	----------

1967 Chevy II/Nova Headlamp Bezel Seals

Reproduction of the original headlamp bezel seals for 1967 Chevy II/Nova models. These seals fit between the headlamp bezel and body. Sold in pairs.



K420	67	Chevy II/Nova	
------	----	---------------	--

1967 Chevy II/Nova Headlamp Bezels

GM Restoration Parts

These quality OE replacement bezels are manufactured with original GM tooling and will replace your customers originals exactly! OER® offers these die-cast headlight bezels for all 1967 Chevy II/Nova models. Correctly chromed and painted, each bezel will match the original exactly. Officially licensed by GM.



3892281	67	LH	Chevy II/Nova
3892282	67	RH	Chevy II/Nova

1969-72 Nova Headlamp Bezels

Original GM Tooling! **New!**

GM Restoration Parts

OER® head lamp bezels for 1969-72 Chevrolet Nova models.

This superb die-cast steel bezel is manufactured in the USA using the original GM tooling making this the finest reproduction on the market. Features the correct black color with chrome accents as original.

Hardware not included. Hardware sold separately (1 set attaches both bezels). Officially licensed GM Restoration Part. Pre-packaged in OER® chipboard box.

Note: Not correct for 1969 models with optional headlamp washers.

3949789	69-72	Nova	LH
3949790	69-72	Nova	RH
748595	69-72	Nova	hardware (1 req.)

1975-78 Nova Standard Headlamp Bezels-Silver

Reproduction headlamp bezels for 1975-78 standard Nova models. Each reproduction headlamp bezel is injection molded to exact specifications and features correct silver fill for an original appearance.



360627	75-78	Nova	LH
360628	75-78	Nova	RH

1975-78 Nova SS Headlamp Bezels-Black

Reproduction headlamp bezels for 1975-78 Nova Super Sport and Rally models. Each reproduction headlamp bezel is injection molded to exact specifications and features



silver edging and black fill for an authentic appearance.

360607	75-76	LH	Super Sport models
360608	75-76	RH	Super Sport models
360607	77-78	LH	Rally Models
360608	77-78	RH	Rally Models

1976 Nova Headlamp Bezels-Chrome

Reproduction chrome headlamp bezels for 1976 Nova models. Each reproduction headlamp bezel is injection molded to factory specifications, features correct bright chrome finish.



368111	76	LH	Concours models
368112	76	RH	Concours models

Impala/GM Truck Headlamp Bezels



1961 Chevrolet Full Size Headlamp Bezels

Reproduction headlamp bezels for all 1961 Chevrolet full size car models. Each bezel is manufactured from polished aluminum. Sold in pairs. Pre-packaged in OER® box.

82566	61	Chevrolet	sold in pairs
-------	----	-----------	---------------



1963 Chevrolet Full Size Headlamp Bezels

OER® reproduction headlamp bezels designed to fit all 1963 Chevrolet full size passenger car models. Manufactured from aluminum. Includes RH and LH bezels. Pre-packaged in OER® box featuring GM Restoration Parts™ logo.

K104	63	Full Size	4 pieces
------	----	-----------	----------



K512

1964-65 Chevrolet Full Size Headlamp Bezels

OER® reproduction headlight bezels designed to fit all 1964-65 Chevrolet full size passenger car models. Will fit LH or RH sides. Pre-packaged in OER® poly-tube.

3830697	64	individual - 4 required
---------	----	-------------------------

K512	65	4 pieces
------	----	----------



1967 Chevrolet Full Size Headlamp Bezels

OER® reproduction headlamp bezels designed to fit all 1967 Chevrolet passenger car models. Manufactured from aluminum with the correct black paint. Includes RH and LH bezels. Pre-packaged in OER® box featuring GM Restoration Parts™ logo.

3885963	LH & RH	Chevrolet Full Size
---------	---------	---------------------

1969 Full Size Chevrolet Headlamp Bezels

New!

OER® reproduction of the headlamp bezels designed for use on 1969 Impala and full size Chevrolet car models. Manufactured as original for a perfect fit and appearance. Includes the headlamp extensions. Pre-packaged in OER® corrugated box.



3964555

3964555	69	Full Size	LH
3964556	69	Full Size	RH

1947-55 Truck Headlamp Bezels

OER AUTHORIZED

Reproduction of the headlamp bezels for 1947-55 Chevrolet/GMC 1st series trucks. Manufactured from stainless steel. Sold in pairs. Includes mounting clips.



CX1224	47-55	Truck	1st series
--------	-------	-------	------------

1964-66 Truck Headlamp Bezels

OER AUTHORIZED

Reproduction bezels for all 64-66 Chevrolet truck models. Manufactured with a bright chrome finish to factory specifications. Sold in pairs.



CX1227	64-66	Truck
--------	-------	-------



3990706



C14317



T70064



3990705



C14317



T70064

1969-78 Truck Headlamp Bezels

OER AUTHORIZED

Reproduction headlight bezels for 1969-78 Chevrolet and GMC truck models. These bezels are manufactured with all necessary holes pre-drilled for simple installation.

3990705	69-72	Chevrolet	LH
3990706	69-72	Chevrolet	RH
C14317	69-72	GMC	LH & RH
T70064	73-78	Chevrolet/GMC	LH
T70063	73-78	Chevrolet/GMC	RH

Chevrolet/Pontiac Headlamp Components

1940-75 GM Headlamp Ring

Reproduction chrome headlamp retaining ring is used to hold the headlamp bulb to the mounting bucket. Fits numerous 1940-75 GM products with 7" round headlamp.



Chevrolet

1941-55 Trucks
1953-55 Corvette
1962-75 Chevy II/Nova
1967-75 Camaro
1970 Monte Carlo
1971-72 Chevrolet
1971-73 Vega
1973-75 Laguna

Pontiac

1940-55 All
1970-73 Firebird
Grand Prix
Ventura
1971-74

Chevrolet Trucks

1941-55 Pickup, Suburban
1962-72 Pickup, Blazer, Suburban
1969-72 Blazer

5950248 40-75 7" diameter

1973-81 GM Headlamp Ring

OER® reproduction headlamp retaining ring for 1973-81 Chevrolet/GMC Truck with round headlamps, 1974-76 Firebird, 1975-78 Nova and 1975-81 Camaro models. Retaining rings hold the 7" round headlamp bulb to the mounting bucket.



5964574 73-81 GM Truck
5964574 74-76 Firebird
5964574 75-78 Nova
5964574 75-81 Camaro

1958-82 GM Headlamp Ring

OER® reproduction headlamp retaining ring for 1958-61 Chevrolet/GMC Truck, 1958-76 full size Chevrolet and 1958-82 Corvette models. Retaining rings hold the headlamp bulb to the mounting bucket. Fits 5" round headlamp bulbs for 4 headlamp applications.



5954892 58-61 GM Truck
5954892 58-76 Impala/Full Size
5954892 58-82 Corvette

Headlamp Retaining Ring To Bucket Screw **New!**

Screw used to attach the headlamp retaining ring (secure the bulb) to the headlamp bucket on GM vehicles with 7" single headlamp applications. This oval head sheet metal screw is a #8 - 18 x 1/2". Pre-packaged in OER® polytube.



9414752 7" single bulb applications

1962-74 Chevrolet Headlamp Beam Adjusting Spring

This is the correct adjusting spring for mounting the headlamp retaining ring to the headlamp bucket.



1962-74 Chevy II/Nova 1967-69 Camaro
1970 Monte Carlo 1962-68 Chevrolet truck

5953168 62-74 Chevrolet

1969-73 Firebird Headlamp Adjusting Screw and Nut

Reproduction type nut and screw assembly used for headlamp beam adjustment on all 1969-73 Firebirds. This nut and screw assembly mounts directly to the headlamp housing and enables the headlamp beam to be aimed correctly. Use as required.



1235816 69-73 Firebird

1971-78 Pontiac Headlamp Adjuster Spring

Reproduction headlamp beam adjusting spring for various 1971-78 Pontiac models listed. Each spring is packaged in OER® polytube.



1974-78 Firebird 1971-75 Catalina
1971-72 Grand Am, Lemans 1971-75 Grand Prix

496096 71-78 Pontiac

1969-75 Headlamp Bulb Adjusting Spring **New!**

OER® reproduction of the original headlamp bulb adjusting spring used on the GM models listed. Manufactured from high quality carbon steel music wire as original. These are plated with yellow zinc chromate for corrosion resistance. Sold individually. 2 required. Pre-packaged in OER® polytube.



1970-73 Camaro
1969-72 Chevrolet truck
1971-72 Monte Carlo
1971-75 Vega

XX1975 69-75 2 required

New!



16516653

16516654

1993-97 Firebird Headlamp Door Motor **OER AUTHORIZED**

Reproduction drivers side headlamp door motor mounts to the headlamp mounting bracket on 1993-97 Firebird models. Used in conjunction with the headlamp door actuator module to open the headlamp doors when the headlights are needed. Manufactured using original GM tooling. Pre-packaged in OER® box.

16516653 93-97 LH

16516654 93-97 RH

1967-69 GM Headlamp Bezel Mounting Nuts **GM Restoration Parts**

These barrel shaped plastic insert nuts press into the steel frame and provide a secure anchor for the trim screws. These nuts are essential to properly mount the headlight bezels. This set of 10 will install the RH and LH headlight bezels. Pre-packaged with OER® header card.



1967-68 Camaro Standard and RS
1969 RS Camaro
1968 Chevrolet

3899847 67-69 GM

1964-65 Full Size Headlamp Bezel Lower Clips **New!**

Reproduction of the original lower headlamp bezel clips for 1964-65 GM full size cars. Manufactured from injection molded plastic as original. These clips rivet on to the grill and help retain the headlamp bezel in place. One lower bezel clip required per bezel. 4 required per vehicle. Pre-packaged in OER® polytube.



R6-400

R6-400

K6400 64 Full Size

K6500 65 Full Size

Chevrolet/Pontiac Headlamp Components



5950513

5950506

5950500

5950507

1958-82 GM Headlamp Mounting Buckets

Correct original style headlamp mounting buckets are designed to allow adjustment of the headlamp beam and are attached to the housing using both the adjustment screw and nut assemblies. These headlamp buckets fit a multitude of applications. See the listings for the correct application. Shipped individually in OER® boxes for added protection.

5950500	1965-66 Chevrolet - RH Inner	1965-66 Chevrolet - LH Inner	1968-74 Full Size Pontiac - RH Outer
1958-71	Full Size Chevrolet - RH Inner	1970 Chevrolet - LH Inner	1975-76 Cadillac - RH Outer
1972-76	Full Size Chevrolet - LH Inner	1968-82 Corvette - LH Inner	1969-70 Grand Prix - RH Outer
1985-70	Chevrolet - RH Inner	1968-61 Corvair - LH Inner	1967-69 Firebird - RH Outer
1987-49	Chevrolet - LH Inner	1968-61 Chevy Truck - LH Inner	1968-84 Firebird - LH Outer
1988-82	Corvette - RH Inner	1968-62 Full Size Pontiac - LH Inner	1968-72 Tempel/LeMans/GTO - RH Outer
1988-84	Corvair - RH Inner	1963-64 Full Size Pontiac - RH Lower	
1958-64	Chevy Truck - RH Inner	1963-64 Full Size Pontiac - LH Lower	
1958-62	Full Size Pontiac - RH Inner	1968 Full Size Pontiac - RH Inner	5950507
1965-67	Full Size Pontiac - RH Lower	1969 Full Size Pontiac - LH Inner	1968-76 Full Size Chevrolet - LH Outer
1965-67	Full Size Pontiac - LH Lower	1970-74 Full Size Pontiac - RH Inner	1968-70 Full Size Chevrolet - RH Outer
1968	Full Size Pontiac - RH Inner	1975-76 Cadillac - RH Inner	1967-69 Chevrolet - RH Outer
1968	Full Size Pontiac - LH Inner	1969-70 Grand Prix - LH Inner	1968-82 Corvair - LH Outer
1970-74	Full Size Pontiac - LH Inner	1967-68 Firebird - RH Inner	1968-84 Corvair - LH Outer
1975-76	Cadillac - LH Inner	1969 Firebird - LH Inner	1960-60 Corvair - LH Outer
1985-70	Grand Prix - RH Inner	1961-64 Tempel/LeMans/GTO - LH Inner	1968-61 Chevy Truck - LH Outer
1987-68	Firebird - LH Inner	1968 Tempel/LeMans/GTO - RH Inner	1968-61 Full Size Pontiac - LH Outer
1988-84	Tempel/LeMans/GTO - RH Inner	1969 Tempel/LeMans/GTO - LH Inner	1968-76 Full Size Pontiac - RH Outer
		1970-72 Tempel/LeMans/GTO - RH Inner	1968-76 Full Size Pontiac - LH Outer
			1975-76 Cadillac - LH Outer
			1967-69 Grand Prix - LH Outer
			1968-70 Firebird - LH Outer
			1968-72 Tempel/LeMans/GTO - LH Outer

1958-72 GM Headlamp Mounting Bucket Set

Reproduction GM headlamp mounting buckets, headlight mounting rings and attaching hardware. This set of headlamp components are for 1958-66 Impala and full size Chevrolet models, 1958-62 Chevy pickup and 1958-72 GMC pickup.

14014	58-66	Impala/Full Size Chevrolet
14014	58-62	Chevy pickup
14014	58-72	GMC pickup



A265

A266

1967-69 Camaro Standard Headlamp Housings

Reproduction headlamp housings for standard 1967-69 models. These housings attach to the radiator support and hold the headlight components in place. Pre-packaged in OER® box featuring GM Restoration Parts™ logo.

K866	67	Camaro	LH	standard
K865	67	Camaro	RH	standard
K868	68	Camaro	LH	standard
K867	68	Camaro	RH	standard
K870	69	Camaro	LH	standard
K869	69	Camaro	RH	standard



K892

K893

1962-74 Chevrolet Headlamp Mounting Buckets

Reproduction headlamp mounting buckets are designed to allow adjustment of the headlamp beam and are attached to the housing using both the adjustment screw and nut assemblies. Shipped individually in OER® boxes for added protection.

K892	1962-72 Chevrolet Truck LH	K893	1962-72 Chevrolet Truck RH
	1966-67 Chevy II/Novus LH		1966-67 Chevy II/Novus RH
	1968-74 Chevy II/Novus RH		1968-74 Chevy II/Novus LH
	1967-69 Camaro RH		1967-69 Camaro LH
K892	62-74	Chevrolet	
K893	62-74	Chevrolet	

1973-81 GM Headlamp Mounting Bucket

Reproduction headlamp mounting bucket for various GM models. This headlamp bucket is manufactured to factory specification and attaches to the headlamp housing using adjustment screw and nut assemblies. Fits LH or RH. Pre-packaged in OER® polytube.

1975-81 Camaro	1976-77 Chevelle
1976-77 Firebird	1973-78 Chevrolet/GMC truck, C/K 1,2,3
1975-78 Nova	1979-81 Chevrolet/GMC truck, C/K 1,2,3 (info chrome grill)
1973-74 Chevelle (exc. Laguna)	1976-77 Pontiac X-Body (exc. 1977 Phoenix)

5964577	73-81	GM
---------	-------	----

Camaro RS Headlamp Components



3898150

3898149

1967-68 Camaro RS Headlamp Bezels

Reproduction headlamp bezels for 1967-68 Camaro models equipped with the Rally Sport (hidden headlight) option. Each reproduction headlamp bezel is produced in aluminum and painted the correct color. Shipped individually in OER® box for added protection.

3898149	67-68	LH	RS
3898150	67-68	RH	RS



3958006

3958005

1969 Camaro RS Inner Headlamp Door

Reproduction die-cast inner chrome headlamp doors installed on all 1969 Camaro models equipped with the Rally Sport option.

3958005	69	Camaro	LH
3958006	69	Camaro	RH

New!



3919156

3919155

1967-68 Camaro RS Headlamp Door Opening Molding

Reproduction headlamp door moldings for 1967-68 Camaro RS models. These moldings attach directly to the headlamp return cover and complete the grill area trim. Each molding is finished in a matte black with a polished aluminum edge. The moldings may be attached to the door with sheet metal screws or rivets as original (not included). 10 piece rivet hardware set is available separately.

3919155	67-68	LH
3919156	67-68	RH
K7918	67-68	Hardware set (10 piece rivet set)



3958004

3958003

1969 Camaro RS Outer Headlamp Doors

The outer headlamp door finishes the Rally Sport headlamp return cover assembly. This portion of the three piece assembly was painted the same color as the body of the car. Each reproduction is manufactured in unfinished steel and can be painted to the desired color.

3958003	69	RS	LH
3958004	69	RS	RH

1967 Camaro RS Headlamp Nut & Washer Set

New!

Reproduction of all the washers and shouldered nuts for 1967 Camaro Rally Sport models. These are used in the attachment of the output arm to the headlamp motor assembly. Set includes 4 large keyed washers, 2 Belleville washers and 2 retaining nuts. One set required per car. Pre-packaged in OER® polytube.

Note: Over tightening of the shoulder nut could result in failure of the headlamp motor.

K8093	67	RS
-------	----	----



3919064

3919063

OER AUTHORIZED

1967-68 Camaro RS Headlamp Return Covers

A correct replacement headlamp return cover (outer door) which is for 1967-68 Rally Sports. This return cover is manufactured in an "egg crate" pattern. Originally 1968 models featured a silver edge on the horizontal edges of the cover.

3898135	67	LH	black
3898136	67	RH	black
3919063	68	LH	black w/silver trim
3919064	68	RH	black w/silver trim

1968 Camaro RS Over Center Bracket and Spring Kit

Keys onto lower end of headlamp bell crank and acts as an over center counter balance assist.

Includes 2 attachment brackets, two springs and mounting hardware. This kit will repair either the RH or LH headlamp assembly.

K1116	68	RS	2 required
-------	----	----	------------



Camaro RS Headlamp Components

New!



1967-69 Camaro RS Headlamp Pivot Bolt

OER® reproduction of the bolt used to pivot the Rally Sport headlamp doors on 1967-69 Camaro models. This bolt installs through the control opening hinge and attaches the hinge to the headlamp housing. Two bolts required per car. Pre-packaged in OER® poly tube.

3903453 67-69 2 required



1967-69 Camaro RS Headlamp Hinge Bolts

EM Restoration Parts

3 bolts needed to mount headlamp hinges on 1967-69 Camaro RS models. One set required per headlamp assembly. Order two sets per vehicle. 1" bolts. Pre-packaged with OER® header card.

3899863 67-69 RS



1967-69 Camaro RS Headlamp Upper and Lower Bushing Set

EM Restoration Parts

Complete set of upper and lower Rally Sport headlamp door bushings and washers. Pre-packaged with OER® header card.

K522 67 14 pieces
K528 68-69 22 pieces

1968-69 Camaro RS Firewall Grommet



Quality reproduction firewall grommet for 1968-69 Rally Sport Camaro models. This molded rubber grommet mounts to the firewall where the headlight vacuum hoses pass through to the engine compartment.

3927444 68-69 RS



1968-69 Chevrolet Hidden Headlamp Check Valve Assembly

Correct reproduction hidden headlamp vacuum check valve for 1968-69 Camaro and Impala models with hidden headlamps. Pre-packaged in OER® chipboard box.

3926296 68-69 Camaro Rally Sport
3926296 68-69 Impala w/hidden lamps



1968-69 Camaro RS Vacuum Line Filter

Reproduction hidden headlamp vacuum line filter for 1968-69 Camaro and Impala models with hidden headlamps. Pre-packaged in OER® chipboard box.

5638432 68-69 RS



1968-69 Camaro RS Pin and Clevis Fastener Set

This high quality reproduction fastener set is required to hold the headlight vacuum actuator to the mounting bracket and lever. Includes 2 pins, 1 bushing, 1 spacer and 2 retainer clips. One set required to install each actuator.

K448 68-69 2 sets req.



R2553



Includes correct color hoses

1968-69 Camaro RS Vacuum Hose Set

Reproduction headlamp hoses for 1968-69 Camaro models with the Rally Sport option. This reproduction kit includes the correct size vacuum hoses, filter, fittings, fender straps, bundling straps. Also includes information on installation of hoses. Pre-packaged in OER® poly bag.

R2552 68 RS
R2553 69 RS



1969 Chevrolet Headlamp Washer Nozzles

OER® reproduction headlamp washer nozzles. These nozzles were standard for 1969 Rally Sport Camaro and were optional on 1969 Nova and Chevelle models. This is a high quality triple chrome plated reproduction.

3957029 69 set of 4

Chevrolet/Pontiac Headlamp Components

1967 Camaro RS Headlamp Motors GM AUTHORIZED

Manufactured for 1967 Rally Sport models, these motors are designed to open and close the headlamp doors when the headlamp switch is activated.

Includes mounting plate allowing motor attachment to the

bottom portion of the headlamp housing. Although the motor assembly and the mounting bracket are somewhat different from the original in appearance, they are great replacements for the unavailable GM motor. Packaged in OER® box with GM Restoration Parts™ logo.



5044709

5044708	67	LH
5044709	67	RH

1968-69 Camaro RS Actuator Shields

OER® injection molded reproduction of the actuator shields for 1968-69 Rally Sport

Camaro models. Actuators will attach as original and include all correct mounting holes. Pre-packaged with OER® logo.



K4137

K4137	68	Camaro RS
K4138	69	Camaro RS

1968-69 Camaro RS GM Restoration Parts Vacuum Actuator Canister

Officially licensed by GM, this is a superb quality reproduction of the original headlamp vacuum canister!

Actuators are necessary for opening and closing the headlamp door assemblies on all 1968-69 Rally Sport Camaro models. Unlike 1967 Rally Sport Camaro models, which used an electric headlamp motor, 1968-69 converted to a vacuum operated system. Two actuators are required per vehicle, guaranteed not to leak for 36 months from customers purchase date! Packaged in OER® box with GM Restoration Parts™ logo.

- **Finest reproduction on the market!**
- **Guaranteed not to leak!**
- **36 Month Guarantee!**



5638486	68-69	Camaro RS
---------	-------	-----------

1968-69 Camaro RS Vacuum Actuator Canister Boot

These actuator boots for 1968-69 Camaro RS are manufactured as original to protect your actuator shaft and diaphragm from the elements. OER® reproduction of the original canister boot. Pre-packaged in OER® chip board box.



5638487 68-69 2 req. per vehicle



3925461

1968 Camaro RS Actuator Mount Brackets

Reproduction large actuator brackets for 1968 Camaro RS are used to mount the rear portion of the headlamp actuator canister. This bracket attaches to the fender skirt and provides mounting points for the small actuator support bracket and the actuator shield. Produced in steel and EDP coated black to resist corrosion.

3925461	68	LH
3925462	68	RH



3943286

1969 Camaro RS Actuator Mount Brackets

Reproduction of the large actuator brackets used to mount the rear portion of the headlamp actuator canister. This bracket for 1969 Camaro RS attaches to the fender skirt and provides mounting points for the small actuator support bracket and the actuator shield. Produced in steel and EDP coated black to resist corrosion.

3943285	69	LH
3943286	69	RH

1968-69 Camaro RS GM Restoration Parts Lower Actuator Bracket

This is the smaller of the two actuator support brackets for 1968-69 Camaro RS. This bracket is used in conjunction with the large bracket and traps the rear portion of the actuator between the two brackets for stability. Pre-packaged with OER® header card.



3925460 68-69 2 req. per vehicle

1968-69 Camaro RS Headlamp Relay Switch GM Restoration Parts

This is a high quality reproduction of the 1968-69 Camaro RS relay switch assembly which functions with the actuator allowing the headlamp door to open and close. This switch includes the correct hose outlets for the vacuum hose connections as well as an open and close valve. This cosmetically correct reproduction will allow headlights to operate correctly once again. Relay switches are guaranteed not to leak for 36 months from purchase date! Packaged in OER® box with GM Restoration Parts™ logo.



5638498 68-69 Camaro RS

New!



1967 Camaro RS Headlamp Motor Circuit Breaker - 10 amp

Reproduction 10 amp circuit breaker for the headlamp motors on 1967 Camaro Rally Sport models. Pre-packaged in OER® box.

4749164 67 10 amp

New!



1968-69 Camaro RS Circuit Breaker - 30 Amp

Reproduction 30 amp circuit breaker for various GM applications. This circuit breaker was used for many applications that require a 30 amp circuit breaker including power seats, power windows, power door locks, power convertible tops, power tail gate window (wagons/Blazer/Jimmy) and the body wire harness extension. Pre-packaged in OER® box.

4849847 30 amp

Camaro Park Lamp Lens/Assemblies



1967 Camaro Standard Park Lamp Assembly



Reproduction park lamp assembly for all standard 1967 Camaro models. Housing and bulb included. Pre-packaged in OER® box with the GM Restoration Parts™ logo.

911259	67	LH
911260	67	RH



1967 Camaro Standard Park Lens

Reproduction round standard park lamp lens that inserts into the center grill. Will fit original or reproduction housings. Correct reproduction for 1967 standard park lamp lens! Pre-packaged in OER® chipboard box.

5985775	67	LH or RH
---------	----	----------



1968 Camaro Standard Park Lamp Lens



OER® reproduction park lamp lens. Now available without purchasing entire assembly.

5960200	68	LH or RH
---------	----	----------



1969 Camaro Park Lamp Assembly

Complete park lamp assembly for 1969 Camaro models. This reproduction includes complete housing assembly, clear lens, amber bulb and wiring with connector. Two required per vehicle, packaged in OER® box with the GM Restoration Parts™ logo.

916911	69	LH or RH
--------	----	----------



1969 Camaro Park Lamp Lens

Reproduction parking lamp lenses for 1969 standard or RS Camaro models. Installs just like OEM part in lower valance panel, use two per vehicle. Delivered in OER® packaging with GM Restoration Parts™ logo.

K658	69	LH or RH
------	----	----------



917169

1970-73 Camaro Standard Park Lamp Assembly



Reproduction park lamp assemblies for 1970-73 Camaro standard models. These assemblies include the lens, housing, lens gasket, amber bulb, grommet and wire lead to plug into the front lamp harness. Optional chrome trim bezel is available separately.

917169	70-73	LH
917170	70-73	RH



1970-1973 Camaro Standard Park Lamp Lens

Reproduction standard park lamp lens for 1970-1973 standard Camaro models. Each injection molded lens is specifically designed to replicate the original lamp lens. Includes all correct markings. Sold in pairs only

Note: Not for use with Rally Sport.

K332	70-73	LH & RH
------	-------	---------



911471

1967 Camaro Park Lamp Housings

Reproduction park lamp housings for 1967 Camaro standard and Rally Sport models. Inserts in the grill on standard models and the lower front valance panel on RS models. Includes housing assembly, socket and connector. Lens, gasket and mounting bracket not included.

K9691	67	LH	standard
K9692	67	RH	standard
911471	67	LH	Rally Sport
911472	67	RH	Rally Sport



1967-68 Camaro RS Park Lamp Lens

High quality reproduction RS park lamp lens for 1967-68 RS Camaro models with hidden headlights. Installs on reproduction or original park lamp assemblies. Sold in pairs, packaged in OER® box with the GM Restoration Parts™ logo.

K592	67-68	Camaro RS
------	-------	-----------



1968 Camaro Park Lamp Assembly

OEM quality park lamp assembly which installs on any 1968 standard (non-Rally Sport) grill. Includes the complete housing assembly, clear lens, stainless steel lens trim, amber bulb and wire attached connector. Each assembly will fit either side. Pre-packaged in OER® box with the GM Restoration Parts™ logo.

916896	68	LH or RH
--------	----	----------

Camaro/Firebird Park Lamp Lens/Assemblies



1970-73 Camaro RS Park Lamp Assembly

Reproduction park lamp assembly for 1970-73 Rally Sport Camaro models. Features the correct SAE and Guide markings on lens. Sold individually. Shipped in OER® box with the GM Restoration Parts™ logo.

917034	70-73	RS
--------	-------	----



1974-77 Camaro Park Lamp Lens and Reflector

Reproduction park lamp lens and reflector for 1974-77 Camaro models. This is an excellent OER® reproduction that will fit and install exactly as original. Pre-packaged in OER® chipboard box.

928168	74-77	Camaro	2 required
--------	-------	--------	------------



913641



913361

1978-81 Camaro Park lamp Lens and Housing

Reproduction park lamp lens and housing for 1978-81 Camaro standard and Z28 models. Assembly features a clear plastic lens with a bright reflective housing as original. Z28 lens features a chrome bar across the lens as original. Pre-packaged in an OER® box to prevent damage during transit.

913641	78-81	standard
913361	78-81	Z28



1968 Firebird Park Lamp Lenses

Quality OER® reproduction park lamp lenses for 1968 Firebird models will install as original. Silver bezel with clear lens.

5960531	68	Firebird	LH
5960532	68	Firebird	RH



1968 Firebird Park Lamp Housings

OER® Authorized reproduction park lamp housings for 1968 Firebird models. Includes housing, lamp socket and lens gasket.

F19681L	68	Firebird	LH
F19681R	68	Firebird	RH



1969 Camaro RS Park Lamp Lens Trim Rings

OER® reproduction chrome lens rings for 1969 Rally Sport Camaro models. Each trim ring is manufactured to exact specifications. Sold in pairs only.

K105	69	RS
------	----	----



1970-73 Camaro Standard Park Lamp Trim

Reproduction park lamp trim for 1970-73 Camaro standard models. This stainless steel trim piece surrounds the park lamp lens.

K393	70-73	Camaro	stainless steel
------	-------	--------	-----------------



1974-77 Camaro Park/Turn Lens Ornament

Reproduction park lens ornament for 1974-76 Camaro models and 1977 Camaro models without the Z28 option. Features correct chrome finish. 2 required per vehicle. Pre-packaged in OER® box.

337452	74-77	Camaro	2 required
--------	-------	--------	------------



1969-73 Firebird Park Lamp Bezel

OER® reproduction park lamp bezel for 1969-73 Firebird models. Each bezel is manufactured to exact specifications. Features a bright chrome finish. 2 required.

5960557	69-73	Firebird	LH or RH
---------	-------	----------	----------

Chevrolet/Pontiac Park Lamp Components



1978-81 Camaro Standard Park Lamp Bezels

Reproduction park lamp bezels for 1978-81 Camaro standard park lamp assemblies. Manufactured to exact specifications. Pre-packaged in OER[®] box.

459153	78-81	Camaro	LH
459154	78-81	Camaro	RH



1978-81 Camaro Z28 Park Lamp Bezels

Reproduction park lamp bezels for 1978-81 Camaro Z28 park lamp assemblies. Manufactured to exact specifications. Pre-packaged in OER[®] box.

468033	78-81	Camaro	LH
468034	78-81	Camaro	RH



1967-68 Camaro RS Park Lens Gaskets

These OER[®] manufactured park lens to housing gaskets are for 1967-68 Rally Sport Camaro models. Each gasket is stamped with a steel rule die ensuring an exact fit.

K459	67-68	RS
------	-------	----



1967-68 Camaro RS Park Lamp Housing Gaskets

Includes 2 gaskets for mounting the park lamp assemblies to the valance panel. Pre-packaged in OER[®] poly tube.

5959235	67-68	molded rubber
---------	-------	---------------



1967-69 Camaro Park Lamp Housing Gaskets

OER[®] manufactured park lamp housing gaskets are for 1967-68 standard or 1969 standard or Rally Sport Camaro models. Each gasket is stamped with a steel rule die ensuring an exact fit.

K2530	67	Camaro	standard
K2531	68	Camaro	standard
K2532	69	Camaro	standard or RS



1970-73 Camaro Park Lamp Lens Gaskets

OER[®] reproduction "molded" park lamp lens gaskets for 1970-73 Camaro models except Rally Sport. These gaskets fit between the lens and housing and will ensure a better fit and seal than other aftermarket stamped foam gaskets.

K1115	70-73
-------	-------



1968 Firebird Park Lamp Lens Gaskets

Reproduction park lamp lens gaskets for 1968 Firebird models. Mounts between the lens and the housing.

5960073	68	lens to housing
---------	----	-----------------



1967-76 Chevrolet Park Lamp Lens Screw

OER[®] reproduction park lamp lens screw fits various Chevrolet models listed below. Dimensions 1" long from the head, 5/8" shoulder and 8-32 thread.

68-69	Camaro Standard	67-69 & 71-76	Chevrolet full size passenger car
70-73	Camaro RS	70-76	Nova

5961225	67-76	each
K5241	67-76	set of 4



1970-73 Camaro Park Lamp Lens Screw Set

These special screws mount the standard park lamp lenses on 1970-73 Camaro standard models. Includes a set of 8 screws.

5962696	70-73	Camaro
---------	-------	--------

Chevy II/Nova Park Lamp Components



926327

1962-64 Chevy II/Nova Park Lamp Assemblies

Reproduction park lamp assemblies for 1962-64 Chevy II/Nova models. Each park lamp includes the housing, lens, socket connector and bulb for a complete replacement.

926327	62	LH	clear
926328	62	RH	clear
897286	63-64	LH	amber
897287	63-64	RH	amber



1963-64 Chevy II/Nova Park Lamp Bezels



Reproduction park lamp bezels for 1963-64 Chevy II/Nova models. Originally designed for 1963-64 models, these bezels are also desirable for 1962 models by restorers. Pre-packaged in OER® box.

K116	63-64
------	-------



K416



K418

Chevy II/Nova Park Lamp Lens

Reproduction park lamp lens for 1962-64 & 1966-67 Chevy II/Nova models. This reproduction is manufactured with Guide markings as original. Sold as pairs.

K416	62	clear
K417	63-64	amber
K418	66-67	amber

New!



CM3064A

CM3061A

OER AUTHORIZED

1970-72 Nova Park Lamp Lenses

Reproduction of the park lamp lens for 1970-72 Nova models. These reproductions are manufactured to factory specifications featuring correct Guide markings as original.

CM3064A	70	clear
CM3061A	71-72	amber



1968-69 Chevy II/Nova Park Lamp Assembly

Reproduction of the original park lamp assemblies designed for use on 1968-69 Nova models. Each assembly includes the correct housing, lens and color coded wiring for a complete replacement. Lens includes all original "Guide" markings. For use on passenger or drivers side. 2 required per vehicle. Pre-packaged in OER® box.

916211	68-69	LH/RH
--------	-------	-------




1973-74 Nova Park Lamp Assembly

OER® reproduction amber park lamp assembly for 1973-74 Nova models. Includes the housing, lens with socket bulb and wiring. Features original style "Guide" markings. Fits LH or RH, two required. Pre-packaged in OER® polytube.

897087	73-74	LH or RH
--------	-------	----------

New!



911879

912008



1975 Nova Park Lamp Assembly

OER® reproduction amber park lamp assemblies for 1975 Nova models. Features the housing and the lens with original style "Guide" markings. The assembly with the amber lens is for standard Nova models and clear lens was used on Super Sport and Luxury models. Socket bulb and wiring not included. Fits LH or RH, two required. Pre-packaged in OER box with the GM Restoration logo.

Standard Models

911879	75	LH or RH	amber
--------	----	----------	-------

Super Sport/Luxury Models

912008	75	LH or RH	clear
--------	----	----------	-------



944333

944330

1976-77 Nova Park Lamp Lenses and Housings



Manufactured by OER®, these are officially licensed GM Restoration Part park lamps lenses and housings that install into the front grill area of 1976 and 1977 1st design Nova models. Each lens features the correct stamped SAE, Guide and GM part number markings in the proper locations.

*Note: Not for use with Rally models. *Includes socket & bulb with wiring.*

1st Design with White Bow Tie

913013	76-77	LH
913014	76-77	RH
944333	76-77	LH
944332	76-77	RH

2nd Design without White Bow Tie

913401	77-78	LH
913402	77-78	RH
944331	77-78	LH
944330	77-78	RH

Park Lamps/Side Markers



1964 Chevrolet Full Size Park Lamp Assembly AUTHORIZED

These complete park lamp assemblies including the housing and lens. Fit all 1964 full size Chevrolet passenger car models. Sold individually.

B11710 64 Full Size



T70454

1947-53 Chevrolet Truck Park Lamp Assemblies AUTHORIZED

Reproduction truck lamp assemblies for 1947-53 Chevrolet truck models. These assemblies are available in 6 volt or 12 volt and include the lens, bezel, 6 or 12 volt bulb and wiring for a complete replacement. Available with a clear or amber lens. Sold individually.

6 Volt

CT2563047-536voltclearlens

T7045447-536voltamberlens

12 Volt with Turn Signal

CT23631 47-53 12 volt clear lens

T70455 47-53 12 volt amber lens



CT23644

1960-66 Chevrolet Truck Park Lamp Lens AUTHORIZED

Reproduction of the park lamp lens for 1960-66 Chevrolet truck models. These lenses will fit any 1960-66 Chevrolet truck. Sold individually.

CT23645 60-62 clear

CT23644 63-66 amber



1962-66 Chevrolet Truck Park Lamp Bezel AUTHORIZED

Correct replacement park lamp lens for 1962-66 Chevrolet trucks.

CT23653 62-66 LH or RH



T70916



CT23650

1971-72 Chevrolet Truck Park Lamp Lens AUTHORIZED

Correct replacement park lamp lens for 1971-72 Chevrolet trucks.

T7091571-72LHChevroletclear

T7091671-72RHChevroletclear

CT2365171-72LHChevroletamber

CT2365071-72RHChevroletamber

Original GM Tooling!

New!



915452

1981-82 GM Truck Park Lamp Assemblies Restoration Parts

OER® reproduction driver and passenger side front park lamp assemblies for 1981-82 GM truck models. Manufactured using original GM tooling. Officially licensed GM Restoration Part. Pre-packaged in OER® polytube.

915451 81-82 LH

915452 81-82 RH

Original GM Tooling!

New!



918731

1984-87 Buick Regal/Grand National Park Lamp Assemblies Restoration Parts

OER® reproduction driver and passenger side front park lamp assemblies for 1984-87 Buick Regal and Grand National models. Manufactured using original GM tooling. Officially licensed GM Restoration Part. Pre-packaged in OER® polytube.

918731 84-87 LH

918732 84-87 RH



R5012A

1968-69 Chevrolet Side Marker Lamp Kits

Replace your side marker lamp assemblies on 1968 Camaro 1968-69 Chevy II/Nova and 1968-69 Chevrolet full size station wagons. This easy to install kit provides a complete set of side marker lamp assemblies, including front and rear side marker bezel lenses, chrome bezels and bezel gaskets.

R5012 68 w/clear front lenses

R5012A 69 w/amber front lenses

Chevrolet/Pontiac Side Markers



K70



K71

1968 Camaro Side Marker Lamps

Restoration Parts

For 1968 Camaro side marker assemblies, this complete replacement features a clear or red lens attached to the housing. Also installs on other various Chevrolet models. Officially licensed by General Motors. Each bezel is pre-packaged in an OER® chipboard box with the GM restoration parts™ logo.

K70	68	clear
K71	68	red



(2) Front Fender Lamps



(2) Rear Quarter Panel Lamps



(2) Front Fender Chrome Bezels
(2) Rear Quarter Chrome Bezels

Restoration Parts

1969 Camaro Side Marker Lamp Kit

Ready to install, these complete replacement front and rear side marker lamp assemblies for 1969 Camaro include lenses, housings and four polished reproduction chrome bezels. Also features correct SAE and Guide lettering.

R5013	69	Camaro
-------	----	--------



916813



916847

Restoration Parts

1969 Camaro Side Marker Lamps

Reproduction side marker lamp includes the lens and housing. Features correct SAE and Guide lettering. Each lamp is pre-packaged in an OER® chipboard box with the GM restoration parts™ logo.

916813	69	amber
916847	69	red



K72 (4) Required per car



K996 (2) Required per car

Restoration Parts

1968-69 Camaro Side Marker Bezels

Correct chrome side marker lamp bezels for all 1968-69 Camaro models, order separately or in kits with lenses. Pre-packaged in an OER® chipboard box with the GM restoration parts™ logo.

K72 68 front or rear (4 required)
K99569rearquarter(2required)
K99669frontfender(2required)

1978-02 Camaro/Firebird Tail Lamp Stud Gasket

Reproduction side marker gasket for 1978-02 Camaro and Firebird models. This foam gasket is placed on the mounting stud before the tail lamp, sealing water out of the body. 2 required per assembly. Measures 1-1/16" diameter - 3/16" hole.

5967657	78-02	Camaro
---------	-------	--------



1968-69 Chevrolet Side Marker Bezel Gaskets

Correct replacement gaskets for side marker lamp bezels on 1968-69 models listed. Eliminate leakage due to rain, car washing or other elements. Sold as pairs.

1968 Camaro (front/rear)
1968 Chevelle (front)
1968 Full size Chevrolet wagon (rear)
1968-69 Chevy II/Novaa (front/rear)

K837	68-69	Chevrolet
------	-------	-----------



1969 Camaro Side Marker Bezel Gaskets

Correct replacement gaskets for 1969 Camaro side marker lamp bezels. Eliminate leakage due to rain, car washing or other elements. Sold as pairs. 2 required.

K838	69	Camaro
------	----	--------

1968-81 5/16" Side Marker Lamp Nut Kits

Correct retaining nut used to hold the side marker lamps to the front fender. 8 nuts required for 1968-73. 1974-81 require 4 nuts. Also may be used for various other applications including emblem attachment. Sold in sets of 4 or 8. OE # 8797130.

K424	68-73	8 piece set
K423	74-81	4 piece set



1970-73 Camaro Front & Rear Side Marker Lamp Kit

Each kit includes two front amber side marker lenses and two rear red lenses. Each replacement lens features the correct SAE and Guide lettering making these reproductions exact.

R5014	70-73	Camaro
-------	-------	--------

Chevrolet/Buick Side Markers



1970-77 Camaro

Side Marker Lenses



Reproduction of the Camaro side marker lenses for 1970-77 models. Includes correct SAE and Guide lettering. Each lens is pre-packaged in an OER® chipboard box with the GM restoration parts™ logo.

K977	70-73	LH or RH	rear
K943	70-77	LH or RH	front

1978-81 Camaro Side Marker

Lamps



Side marker lamps feature an amber lens and housing assembly which will replace the originals exactly.

Manufactured with correct Guide markings on the lens surface. Officially licensed by General Motors. 2 required



913180	78-81	LH or RH	front
--------	-------	----------	-------

1978-81 Camaro Side Marker

Lamp Bezel



This OER® quality reproduction side marker lamp bezel is for 1978-81 Camaro

front fenders and will replace the originals exactly. Officially licensed by General Motors.



459120	78-81	LH or RH	front
--------	-------	----------	-------

1970-81 Camaro Side Marker

Lamp Retainer



Correct retainer used to hold the side marker lamp assembly to the front fender. This retainer is required to install new side marker lamps. 2 required per vehicle.

3974545	70-81	front	2 required
---------	-------	-------	------------

1982-92 Camaro/Firebird Front Side Marker Retainer **New!**

Retainer used to hold the front side marker lamp assembly to the front fender on 1982-92 Camaro and Firebird models. Manufactured from quality steel with a black zinc protective finish. Pre-packaged in OER® polytube.



9799509	82-92	4 req. per vehicle
---------	-------	--------------------

Original GM Tooling!

New!



914191



914192

1980-90 Full Size Chevrolet Car

Rear Side Markers



OER® reproduction driver and passenger side rear side marker assemblies for 1980-90 full size Chevrolet car models. Manufactured using original GM tooling. Officially licensed GM Restoration Part. Pre-packaged in OER® polytube.

1980-90 Chevrolet Caprice
1980-90 Chevrolet Impala
1983-84 Pontiac Parisienne

914191	80-90	LH
914192	80-90	RH

Original GM Tooling!

New!



915435



915436

1981-89 Full Size Chevrolet Car

Front Side Markers



OER® reproduction driver and passenger side front side marker assemblies for 1981-89 full size Chevrolet car models. Manufactured using original GM tooling. Officially licensed GM Restoration Part. Pre-packaged in OER® chipboard box. Attaching speed nuts are not included but available separately. One pair of speed nuts is required per assembly, two pair per car.

1981-85 Chevrolet Caprice
1981-85 Chevrolet Impala
1982-89 Pontiac Safari
1982-89 Pontiac Parisienne

915435	81-89	LH
915436	81-89	RH
748619	81-89	speed nuts

Original GM Tooling!

New!



919873



919874



5974209



5974210

1984-87 Buick Regal/Grand National Front Side Markers



OER® reproduction driver and passenger side front side marker assemblies for 1984-87 Buick Regal and Grand National models. Available with a black or chrome bezel for with or without Sport Package. Manufactured using original GM tooling. Officially licensed GM Restoration Part. Pre-packaged in OER® polytube.

Black Bezel (with Sport Package)

919873	84-87	LH
919874	84-87	RH

Chrome Bezel (without Sport Package)

5974209	85-87	LH
5974210	85-87	RH

Original GM Tooling!

New!



5976009



5976010



1993-02 Camaro Rear Side Markers

OER® reproduction rear side marker assemblies for 1993-02 Camaros. Manufactured using original GM tooling. Officially licensed GM Restoration Part. Pre-packaged in OER® polytube.

5976009	93-02	LH
5976010	93-02	RH

GM Side Marker Lamps/Bezels

1970-74 Nova Front Side Marker Lamps

Replacement side marker lamps for 1970-74 Nova models. These side marker lamps feature an amber lens assembly attached to the housing.



911283 70-74 amber

1970-74 Nova Rear Side Marker Lamps

This is a correct replacement for the rear quarter panels of 1970-74 Nova models. These side marker lamps feature a red lens assembly attached to the housing. Sold in pairs.



917441 70-74 red

1970-79 Nova Side Marker Bezels



Correct chrome die-cast reproduction of the side marker lamp bezels for 1970-79 Nova models. Officially licensed by General Motors. Each bezel is pre-packaged in an OER® chipboard box with the GM restoration parts™ logo.



3962933 70-74 front
3962934 75-79 front
3962934 70-79 rear

1975-79 GM X-Body Front Side Marker Lamps

Correct front fender side marker lamps for 1975-79 Nova and 1976-79 Omega and Ventura models. These assemblies feature an amber lens with "Guide" markings and lamp housing.



9112100 75-79 front lenses

1975-79 GM X-Body Rear Side Marker Lamps

Correct rear quarter side marker lamps for 1975-79 Nova and 1976-79 Ventura models. Features a red lens with "Guide" markings and lamp housing.



912099 75-79 rear side marker



1968-69 Chevrolet Front Side Marker Bezel Gaskets

OER® reproduction side marker bezel gaskets for 1968 full size Chevrolet, 1968 Chevelle and 1968-69 Nova models. Mounts between the bezel and the body on the front side markers. For use on front side marker bezels with engine size designation.

K4166 68-69 for bezels w/engine size



1970-78 GM X-Body Side Marker Lamp Gaskets

Correct replacement side marker lamp gaskets for 1970-78 Nova, 1971-76 Skylark, Omega and 1971-78 Ventura. Set of 4.

3962935 70-78 set of 4

1968-72 CST/Deluxe Truck Front Side Marker Lamp

Reproduction front side marker lamp assembly for 1968-72 Chevrolet/GMC pickup, Blazer/Jimmy, Suburban and 1971-72 G-series van models. This assembly features bright trimmed amber lenses with housing and gasket that will replace the original exactly. 2 required.



911310 68-72 LH or RH

1968-72 CST/Deluxe Truck Rear Side Marker Lamp

Reproduction rear side marker lamp assembly for 1968-72 Chevrolet/GMC pickup, Blazer/Jimmy, Suburban and 1971-72 G-series van models. This assembly features bright trimmed red lenses with housing and gasket that will replace the original exactly. 2 required.



911311 68-72 LH or RH

1970-81 Firebird Side Marker Lenses



Reproduction side marker lamp lenses for 1970-81 Firebird models. Feature a lens and housing assembly which will replace the originals exactly. Includes lens to bezel gasket. Officially Licensed by General Motors.



917399 70-81 LH front
917400 70-81 RH front
917401 70-81 LH rear
917402 70-81 RH rear

1970-81 Firebird Side Marker Lamp Bezels

Reproduction side marker lamp bezels for 1970-81 Firebird models. These bezels are ready to paint body color and will replace the originals exactly. They can be installed with quality OER® replacement lenses or original lenses.



479630

479084 70-81 LH front
479083 70-81 RH front
479631 70-81 LH rear
479630 70-81 RH rear

1970-81 Firebird Side Marker Lamp Lens Gaskets

OER® reproduction side marker lens gasket for 1970-81 Firebird models. Mounts between the lens and the housing on both the front and rear side markers.



5963134 70-81 front or rear

Pontiac Side Marker Lamps/Bezels

1968 Pontiac Rear Side Marker

Lamp Set Restoration Parts

Complete kit for 1968 Firebird models designed to replace the lens, bezel and gaskets for both drivers and passenger sides. Also fits 1968 Pontiac full size models, except station wagons.



K106801 68 LH & RH

1968 Pontiac Rear Side Marker

Lamp Lens Restoration Parts

Reproduction rear side marker lens for 1968 Firebird models. This is a high quality arrow head shaped lens which inserts on the rear quarter panel. This product has been approved and officially licensed by General Motors Corporation. Also fits 1968 Pontiac full size models, except station wagons.



5960473 68 LH & RH

1968 Pontiac Rear Side Marker

Lamp Bezels Restoration Parts

This is an excellent quality reproduction arrowhead shaped bezel which houses the quarter side marker lamp assembly on 1968 Firebird models. This brightly polished side marker bezel is officially licensed by General Motors. Also fits 1968 Pontiac full size models, except station wagons.



5960475 68 LH & RH



1968 Pontiac Rear Side Marker Gaskets

Reproduction of the rear side marker gaskets for all 1968 Firebird models. Gaskets go between the lens and the outer chrome bezel. Pre-packaged in OER® polytube.

5960074 68 Pontiac



1969 Firebird Rear Side Markers

Reproduction rear side marker assemblies for all 1969 Firebird models. These complete assemblies include the housing, red reflective lens with white accents, gaskets and chrome bezel. Pre packaged in OER® polytube.

R10094 69 Firebird



1969 Firebird Rear Side Marker Lens Assembly

Reproduction rear side marker lamp assembly for 1969 Firebird models. This side marker assembly has the unique Firebird design including the lens, housing and gasket. Chrome bezel sold separately. 2 required.

5961775 69 Firebird



1969 Firebird Rear Side Marker Lamp Bezels Restoration Parts

This is an excellent quality reproduction of the original bird shaped bezel which houses the quarter side marker lamp assembly on 1969 Firebird models. This brightly polished side marker bezel is officially approved and licensed by General Motors.

9796219 69 LH & RH



1969 Firebird Rear Side Marker Gaskets

Reproduction rear side marker gaskets for 1969 Firebird models. Gaskets install between lens and outer chrome bezel. Pre-packaged in OER® polytube.

5960496 69 Firebird

1969 Pontiac Front Side Marker Lens Assembly

Reproduction front side marker lamp assembly for 1969 Firebird and Tempest/LeMans/GTO models. This is a high quality reproduction of the original front lens assembly. Includes the lens and housing. Sold in pairs.

911138 69 Pontiac



1969 Firebird Side Marker Lamp Retainer **New!**

Reproduction side marker lamp retainer for 1969 Firebird models. Manufactured in carbon steel and zinc plated, each retainer replicates the original in every detail. Sold individually. 2 required per vehicle. GM # 9782394. Pre-packaged in OER® polytube.

F12388 69 Firebird



Camaro Tail Lamp/Back-Up Lenses



1967 Camaro

Standard Tail Lamp Lens

Restoration Parts

Reproduction 1967 Camaro tail lamp lens for non RS models. Featuring the word "Guide" in correct font. Pre-packaged in OER® chipboard box.

5959294 67 LH or RH



1967 Camaro

Standard Back-Up Lamp Lens

Restoration Parts

Reproduction clear back-up lens for 1967 standard Camaro models. Featuring the word "Guide" in correct font. Pre-packaged in OER® chipboard box.

5959297 67 LH or RH



1968 Camaro

Standard Tail Lamp Lens

Restoration Parts

Reproduction of the 1968 Camaro tail lamp lens for non RS models. Featuring the word "Guide" in correct font. Pre-packaged in OER® chipboard box.

5959934 68 LH or RH



1968 Camaro

Standard Back-Up Lamp Lens

Restoration Parts

Reproduction of the original clear back-up lens for 1968 standard Camaro models. Featuring the word "Guide" in correct font. Pre-packaged in OER® chipboard box.

5959939 68 LH or RH



Restoration Parts

1967 Camaro RS Tail Lamp Lens

Reproduction red tail lamp lens for 1967 Camaro models with the Rally Sport option. Featuring the word "Guide" in correct font. Pre-packaged in OER® chipboard box.

5959298 67 LH or RH



Restoration Parts

1968 Camaro RS Tail Lamp Lens

Reproduction red tail lamp lens for 1968 Camaro models with the Rally Sport option. Featuring the word "Guide" in correct font. Pre-packaged in OER® chipboard box.

5959940 68 LH or RH



5959251

1967-69 Camaro Rally Sport Back-Up Lamp Lens

Restoration Parts

Reproduction RS back-up lens for 1967-69 Rally Sport models. Will fit back-up housings exactly. Featuring the word "Guide" in correct font. Pre-packaged in OER® chipboard box.

5959251 67-68 LH or RH
K4756 69 LH or RH



5959263



5959942

Restoration Parts

1967-68 Camaro Tail Lamp Bezels

Reproduction 1967-68 tail lamp bezels designed to fit perfectly. These die-cast reproductions feature bright outer chrome trim and matte black painted inner area. Packaged in OER® box with GM Restoration Parts® logo.

5959263 67 LH

5959264 67 RH

5959942 68 RH

5959941 68 LH



5961567



5961568

1969 Camaro Standard

Tail Lamp Lens

Restoration Parts

Superb reproduction red tail lamp lens for 1969 standard Camaro models. This lens also includes the correct stainless steel trim around the outer edge and the two vertical stainless trim moldings which separate the three sections of the lens. Packaged in OER® box with GM Restoration Parts® logo.

5961568 69 RH

5961567 69 LH

Camaro Tail Lamp/Back-Up Lenses



5060963



5960964

Restoration Parts

1969 Camaro RS Tail Lamp Lens

Superb reproduction of the red tail lamp lens for 1969 Rally Sport Camaro models. This lens features the correct stainless steel trim around the outer edge of the lens. Packaged in OER® box with GM Restoration Parts™ logo.

5960963 69 LH

5960964 69 RH

1969 Camaro/1967-69 Firebird Tail Lamp Housing Stud and

Restoration Parts

This set contains five correct screws with nuts to mount 1 tail lamp housing on 1969



Camaro and 1967-69 Firebird models. 2 kits are required to mount both housings. Pre-packaged in OER® polytube with GM Restoration Logo.

K552 69 Camaro

K552 67-69 Firebird

New!



K1968R

1967-68 Camaro RS Back-up Lamp Housing and Assemblies

Reproduction RS back-up lamp housing and assemblies for 1967-68 Camaro RS models. Features correct polished chrome housing, bulb socket with 8" lead and the original type molded rubber boot. Back-up Lamp assemblies include housing to body gasket, lens, and lens gasket, bulb. Pre-packaged in OER® box.

Back-up Lamp Housing

911479 67-68 LH

911480 67-68 RH

Back-up Lamp Assembly

K1968L 67-68 LH

K1968R 67-68 RH



1967-68 Camaro RS Back-Up Lens to Housing Gaskets

Restoration Parts

The correct gaskets originally installed on all 1967-1968 Rally Sport lower rear back-up lamp assemblies. This gasket installs between the back-up lamp housing and lens assembly.

K729 67-68 Camaro RS



1969 Camaro RS Back-Up Lens to Housing Gaskets

Restoration Parts

The correct gaskets originally installed on all 1969 Camaro Rally Sport lower rear back-up lamp assemblies. This gasket installs between the back-up lamp housing and lens assembly.

K720 69 Camaro RS



K1969R

1969 Camaro RS Back-Up Lamp

Reproduction backup lamp assemblies for 1969 Camaro Rally Sport models. Includes correct chrome housing, housing to body gasket, lens, lens gasket, bulb, socket with 8" lead wire and the original type molded rubber boot. Pre-packaged in OER® box.

K1969L 69 Camaro RS LH

K1969R 69 Camaro RS RH

1969 Camaro RS Back-Up Lamp Housing to Body Gaskets

Reproduction back-up lamp gaskets for 1969 Camaro Rally Sport models. Mounts between the back-up lamp housing and the body.

Z251 69 Camaro RS



1969 Camaro RS Back-Up Lens Screws

Reproduction screws used to secure the back-up lamp lenses to the housings on 1969 Camaro Rally Sport models. These chrome plated screws have the correct length shoulder to prevent over tightening and damaging the lens. Sold in a set of 4. One set required per vehicle.

5960939 69 set of 4



5961536

1969 Camaro RS

Back-Up Lamp Housings

Restoration Parts

Reproduction back-up housings for 1969 Camaro models originally equipped with the Rally Sport option. This reproduction is manufactured to exact specifications. Pre-packaged in OER® box.

5961535 69 Camaro RS LH

5961536 69 Camaro RS RH

Camaro Tail Lamp/Back-Up Lenses



RS30



RS31

1970-73 Camaro Tail Lamp Lens Kit

Restoration Parts

Reproduction Camaro tail lamp and back-up lenses available in standard (w/o chrome rings) or Rally Sport (with chrome rings). Includes 2 taillight and 2 back-up lenses. Packaged in OER® box with GM Restoration Parts™ logo. Available for pillow style or bulls-eye style back-up lenses as listed.

Note: These back-up lenses feature the 1st design bulls-eye style back-up lenses or the 2nd design "Pillow" type back-up lenses.

RS28	70-71	Camaro	RS (4 piece set)
RS30	70-71	Camaro	standard (4 piece set)
RS31	71-73	Camaro	RS (4 piece set)
RS29	71-73	Camaro	standard (4 piece set)



5963051

5963061

1970-73 Camaro Tail Lamp Lens Restoration Parts

Exact reproduction of the tail lamp lens for 1970-73 Camaro models. Features correct SAE and "Guide" lettering for an authentic appearance. RS rear taillight lenses include correct chrome rings on lenses. The chrome rings are deleted on standard (non-RS/SS) Camaro models. Packaged in OER® box with GM Restoration Parts™ logo.

5963051	70-73	Camaro	LH standard
5963052	70-73	Camaro	RH standard
5963061	70-73	Camaro	LH RS
5963062	70-73	Camaro	RH RS

1970-73 Camaro Back-Up Lamp Lens

These are exact reproductions of the back-up lamp lenses for 1970-73 Camaro standard and Rally Sport models. The 1970-71 lens features the 1st design "Circular Optics", and the 1972-73 lens features the 2nd design "Pillow Optics". Both styles feature correct SAE and Guide lettering for an authentic appearance. Rally Sport lenses feature correct chrome trim rings. Chrome trim rings were not used on the standard lens.



5963055

5964523

5963067

5964531

Packaged in OER® box with GM Restoration Parts™ logo.

Restoration Parts

Standard Models w/o Chrome Ring

5963055	70-71	Camaro	LH w/circular optics
5963056	70-71	Camaro	RH w/circular optics
5964523	71-73	Camaro	LH w/pillow optics
5964524	71-73	Camaro	RH w/pillow optics

Rally Sport Models w/Chrome Ring

5963067	70-71	Camaro	LH w/circular optics
5963068	70-71	Camaro	RH w/circular optics
5964531	71-73	Camaro	LH w/pillow optics
5964532	71-73	Camaro	RH w/pillow optics

Camaro Tail Lamp Lenses/Accessories



1978-81 Camaro Tail Lamp Lens

OER® reproduction of the tail lamp lenses for 1978-81 standard, Berlinetta or Z28 Camaro models. Each lens is manufactured correctly and features the exact factory tints as shown. Packaged in OER® corrugated box for added protection.

Note: Black accent is correct for 1980-81 Z28 models. However, many customers use the black accented tail lamp lenses for 1978-79 models for a custom look.

5969313	78-81	LH	standard models
5969314	78-81	RH	standard models
5970777	79-81	LH	Berlinetta, with center molding
5970778	79-81	RH	Berlinetta, with center molding
5969313	78-81	LH	Z28, without black accent
5969314	78-81	RH	Z28, without black accent
5930259	78-81	LH	Z28, with black accent
5930260	78-81	RH	Z28, with black accent



1978-81 Camaro Tail Lamp Lens to Housing Gasket

Reproduction tail lamp lens to housing gasket which installs on all 1978-81 Camaro models. Packaged in OER® bag.

5969311	78-81	Camaro	LH
5969312	78-81	Camaro	RH



1978-81 Camaro Tail Lamp Housing to Body Gasket

Reproduction tail lamp housing to body gasket which installs in all 1978-81 Camaro models. This injection molded reproduction is finely crafted to exactly match the original configuration. Packaged in OER® bag.

5969327	78-81	Camaro	LH
5969326	78-81	Camaro	RH

New!



1976-90 F-Body Tail Lamp Retaining Clip

Reproduction clip needed to hold the tail lamp together on the Firebird and Camaro models listed. This clip holds the lens cover and housings together. Manufactured from stamped spring steel and then black zinc plated for corrosion resistance. Sold individually. Pre-packaged in OER® polytube.

1976-77 Camaro (2 required)
1982-90 Camaro (use as required)
1976-81 Firebird (2 required)
1989-90 Firebird (use as required)

5949351	76-90	F-Body
---------	-------	--------



1978-81 Camaro Fuel Door with Hinge

OER® reproduction fuel doors for 1978-81 Camaro and 1979-81 Berlinetta models. These reproductions will replace the original fuel door and features holes for the emblem and the hinge that allows the door to open when fueling. The Berlinetta fuel door features the chrome and black center accent bar.

5969507	78-81	Camaro	standard and Z28
5970789	79-81	Camaro	Berlinetta



1978-81 Camaro Tail Lamp Applique

OER® reproduction of the 1978-81 tail lamp appliques that were used on 1978-81 Camaro and 1979-81 Berlinetta models. The Berlinetta fuel door features the chrome and black center accent bar.

5969331	78-81	LH	standard & Z28
5969332	78-81	RH	standard & Z28
5970781	79-81	LH	Berlinetta
5970782	79-81	RH	Berlinetta

GM Tail Lamp Assemblies/Lenses



GM Restoration Parts

1967-68 Firebird Tail Lamp Lens

OER[®] is proud to offer this excellent reproduction of the tail lamp lens assembly for 1967-68 Firebird models, including stamped steel overlay as original. This licensed reproduction also features correct Guide lettering and SAE markings. Use 2 per car, sold individually. Packaged in OER[®] box with GM Restoration Parts[™] logo.

5959716 67-68 Firebird



GM Restoration Parts

1969 Firebird Tail Lamp Lens

OER[®] reproduction tail lamp lens assembly for 1969 Firebird models. Includes the complete tail lens and stamped steel overlay as original. This licensed reproduction also features all correct "Guide" lettering and SAE markings. Fits both LH and RH sides. Sold individually, packaged in OER[®] box with GM Restoration Parts[™] logo.

5961294 69 Firebird



GM Restoration Parts

1970-73 Firebird Tail Lamp Lens

Quality reproductions of the original tail lamp lenses for 1970-73 Firebird models. These reproductions feature correct "Guide" lettering and SAE markings. Available for LH or RH sides. Sold individually.

5964663 70-73 LH
5964664 70-73 RH



GM Restoration Parts

5963093

1970-73 Firebird Tail Lamp Bezels

OER[®] reproduction tail lamp bezels for all 1970-73 Firebird models. Replaces pitted or damaged originals. Triple chrome plating with correct semi-gloss black highlights. Sold individually. Pre-packaged in OER[®] box. OE# 5963094 (RH), 5963094 (LH).

5963093 70-73 LH
5963094 70-73 RH

New!



5949827

GM Restoration Parts

1974-78 Firebird Tail Lamp Lens

OER[®] reproduction tail lamp lens for 1974-78 Pontiac Firebird models. Each lens has the correct mounting points and features all the original markings including the "Guide" insignia. Officially licensed GM Restoration Part. Pre-packaged in OER[®] box.

5949827 74-78 LH
5949828 74-78 RH

New!



R278141

1979-81 Pontiac Trans Am Tail Lamp Lens Assembly

OER[®] reproduction of the complete tail lamp lens assembly for 1979-81 Pontiac Trans Am models. Each lens has the correct mounting points, black painted accents and features the original markings including the "Guide" insignia. Each assembly includes the inner stop lamp lens, inner clear back-up lens and outer smoked tail lamp lens. Includes the lens retaining clips. Officially licensed GM Restoration Part. Pre-packaged in OER[®] chipboard box.

R278141 79-81 Pontiac Trans Am LH
R278140 79-81 Pontiac Trans Am RH



1962-64 Chevy II/Nova

Tail Lamp Assemblies **GM** Restoration Parts

Outstanding reproduction tail lamp assembly for 1962-64 Chevy II/Nova models. This complete assembly includes bezel, back-up lens, tail lamp lens, gaskets, cross bracket and mounting screws. 2 required. Packaged in OER[®] box with GM Restoration Parts[™] logo.

Note: Tail lamp assemblies are for use with coupe and sedan models, not for use with station wagons.

899439 62-64 LH or RH



1962-64 Chevy II/Nova

Tail Lamp Lens **GM** Restoration Parts

Correct reproduction tail lamp lenses for 1962-64 Chevy II/Nova models except station wagons. These sets include the red tail/brake lens and the clear back up lens and both feature the correct Guide markings. Officially licensed by General Motors. 2 required per vehicle.

K663 62-64 LH or RH



1966-67 Chevy II/Nova Tail Lamp Assembly

GM Restoration Parts

Outstanding reproduction of the tail lamp assembly for 1966-67 Chevy II/Nova models. This complete assembly includes the bezel, back-up lens, tail lamp lens, gaskets, cross bracket and mounting screws. Sold each. Fits LH or RH.



910970 66-67 2 required

1966-67 Chevy II/Nova Tail Lamp Lens

GM Restoration Parts

Reproduction of the tail lamp lenses for 1966-67 Chevy II/Nova models. Each original style reproduction lens features all of the original markings including "Guide" lettering in the correct font, etc. Pre-packaged in OER® box.



5957440 66-67 2 required

1966-67 Chevy II/Nova Back-Up Lamp Lens

GM Restoration Parts

Reproduction of the rear back-up lamp lenses for 1966-67 Chevy II/Nova models. Each original style reproduction lens features all of the original markings including "Guide" lettering in the correct font, etc. Pre-packaged in OER® box.



5957441 66-67 2 required



1968-69 Chevy II/Nova Tail Lamp Lens

Reproduction of the tail lamp lenses for 1968-69 Chevy II/Nova models. Each original style reproduction lens features all of the original markings including "Guide" lettering in the correct font, etc. OE # 5960135 LH - 5960134 RH. Pre-packaged in OER® box.

K1040 68-69 LH & RH



1968-69 Chevy II/Nova Back-Up Lamp Lens

Reproduction of the rear back-up lamp lenses for 1968-69 Chevy II/Nova models. Each original style reproduction lens features all of the original markings including "Guide" lettering in the correct font, etc. OE # 5960135 LH - 5960136 RH. Pre-packaged in OER® box.

K1044 68-69 LH & RH



5964172



A26025

1970-72 Nova Tail Lamp Assembly

GM Restoration Parts

Reproduction of the tail lamp assembly for 1970-72 Chevy II/Nova models. Each original style reproduction lens features all of the original markings including "Guide" lettering in the correct font, etc. Pre-packaged in OER® box.

5964171 70-71 LH

5964172 70-71 RH

A26026 72 LH

A26025 72 RH



N5504

1970-71 Nova Tail Lamp Lens

Reproduction 1970-71 Nova tail lamp/back-up lens featuring the original "Guide" markings and 15/16" x 2-5/16" back-up lens insert. For 1970 models and early (1st design) 1971 models. Pre-packaged in OER® box.

N5503 70-71 LH

N5504 70-71 RH



GM Restoration Parts

1971-72 Nova Tail Lamp Lens

Reproduction 1971-72 Nova tail lamp/back-up lens featuring the original "Guide" markings. For 2nd design 1971 models that included the 1-7/8" x 2-5/16" back-up lens insert and all 1972 models. Pre-packaged in OER® box.

5964513 71-72 LH

5964514 71-72 RH



5965741



5965743

GM Restoration Parts

1973-74 Nova Tail Lamp Parts

Reproduction tail lamp components for 1973-74 Nova applications. Each injection molded housing and lens is manufactured to factory specifications with correct markings and symbols. Gaskets are made from correct rubber material and designed for standard, non-SS models. Pre-packaged in OER® box.

5965741 73-74 housing, LH

5965742 73-74 housing, RH

5965743 73-74 lens, LH

5965744 73-74 lens, RH

5950233 73-74 gaskets, pair



N1445

1975-79 Nova Tail Lamp Assemblies

GM Restoration Parts

Reproduction 1975-79 Nova tail lamp assemblies featuring the original "Guide" markings and back-up lens insert, chrome bezel, housing and gasket.

N1445 75-79 LH Standard

N1446 75-79 RH Standard

GM Tail Lamp Assemblies/Lenses



5966235



5966237



344395

 Restoration
Parts

1975-79 Nova Tail Lamp Parts

Reproduction tail lamp components for 1975-79 Nova tail lamps. Lenses feature the original "Guide" markings and back-up lens insert. Housings are manufactured in plastic and feature correct symbols and Guide markings.

Tail Lamp Housings

5966235	75-79	LH
5966236	75-79	RH

Tail Lamp Lenses

5966237	75-79	LH	Standard
5966238	75-79	RH	Standard

Tail Lamp Bezels

344395	75-79	LH	Standard
344396	75-79	RH	Standard

Tail Lamp to Body Gaskets

N1447	75-79	LH & RH	Standard
-------	-------	---------	----------



1963 Impala Tail Lamp Bezel

Die-cast reproduction tail lamp lens trim bezel for 1963 Impala models. Features a brightly polished chrome finish. Attaches to the tail lamp and back-up lamp lenses. Correct mounting screw is included. Six required per vehicle. Sold individually. Pre-packaged in OER® box.

5954187	63	Impala
---------	----	--------

New!



1963 Impala/Full Size Tail Lamp Base

OER® reproduction tail lamp base for all 1963 full size models. Manufactured from aluminum as original. Includes base to body gasket.

Note: Requires 3 left and 3 right for Impala models.

14020	63	LH	3 required
14019	63	RH	3 required

New!



1964 Impala Tail Lamp Lens Trim Ring

OER® reproduction tail lamp and back-up lamp lens trim ring for 1964 Impala models. This trim ring features a bright chrome finish as original. Sold individually. Fits RH or LH side. 6 required per car. Pre-packaged in OER® box.

Note: Not for use on wagon models.

5955332	64	6 required
---------	----	------------

AUTHORIZED



1964 Impala/Full Size Tail Lamp Base Assembly

Reproduction tail lamp base/bezel assembly for 1964 Chevrolet Impala/full size passenger car models. Each assembly includes gasket mounting and hardware. Fits LH or RH tail, stop, turn or back-up lamps. Includes gasket, mounting bracket, and hardware.

Note: Requires 6 per vehicle.

81013	64	6 required
-------	----	------------

1965 Impala/Full Size Tail Lamp Bezels

Reproduction tail lamp bezel for 1965 Impala/full size passenger cars including Impala, Bel Air and Biscayne models. Features a beautiful chrome finish as original with correct mounting studs. 6 bezels are required for Impala models and 4 required for Bel Air and Biscayne models. Installation hardware is included. Pre-packaged in OER® box.

5956419	65	LH
5956420	65	RH



K3208

K3209

1965 Impala/Full Size Tail Lamp Edge Trim Ring & Ornament

Reproduction tail lamp lens trim ring and ornament for 1965 Impala/full size passenger car models including Impala, Bel Air, and Biscayne. Chrome plated ring attaches to the outside edge of the tail lamp and back-up lamp lenses. Ornament attaches to the center of the tail lamp and back-up lamp lenses. Pre-packaged in OER® polytube.

K3208	65	trim ring
K3209	65	ornament



5956328

5956430

1965 Impala Tail Lamp Lens & Back-Up Lens

 Restoration
Parts

Reproduction tail lamp and back-up lenses for 1965 Impala hardtop and sedan models. Reproduced to factory specifications featuring correct SAE and Guide markings. Not for wagon models. Pre-packaged in OER® polytube.

Tail Lamp Lenses

5956328	65	4 required
---------	----	------------

Back-Up Lamp Lenses

5956430	65	2 required
---------	----	------------

GM Tail Lamp/Back-Up Lenses



K3201

K3205

1965 Impala/Biscayne Tail Lamp and Back-Up Lamp Housings

Reproduction tail lamp/back-up lamp housing designed exclusively for 1965 Impala or Biscayne models. Manufactured in steel as original and includes the pre-attached lens to housing gasket and housing to body gaskets. Sold individually. Pre-packaged in OER[®] polytube.

Tail Lamp Housings

K3201	65	Impala	LH
K3202	65	Impala	RH
K3201	65	Biscayne	LH
K3202	65	Biscayne	RH

Back-Up Lamp Housings

K3201	65	Impala	LH
K3202	65	Impala	RH
K3205	65	Biscayne	LH
K3206	65	Biscayne	RH

1960-66 GM Truck Tail Lamp Lens

OER AUTHORIZED

Reproduction tail lamp lens for 1960-66 Chevrolet/GMC Fleetside pickup trucks and 1964-66 G10 vans. Each lens features the correct Chevrolet Bow Tie molded into the lens as original. Also features the word "Guide" for an authentic replacement. 2 required. Fits LH or RH.



5952677 60-66 GM Truck

1960-66 GM Truck Tail Lamp Bezel

OER AUTHORIZED

Reproduction of the tail lamp bezels for 1960-66 Chevrolet/GMC truck Fleetside models. These aluminum bezels are manufactured as original for a perfect fit. Sold individually Pre-packaged in OER[®] box.

CT25675 60-66 fleetside



1967-72 GM Truck Tail Lamp Housing

Reproduction tail lamp housing for 1967-72 Chevrolet/GMC Fleetside pickup and 1970-72 Blazer/Jimmy models. Replace your damaged or missing original with this superb reproduction that features a pre-wired socket pigtail and protective boot. 2 required. Fits LH or RH sides.



5958722 67-72 GM Truck

1967-72 GM Truck Tail Lamp Lens

OER AUTHORIZED

Reproduction tail lamp lens for 1967-72 Chevrolet/GMC Fleetside pickup and 1970-72 Blazer/Jimmy models. Replace your damaged or missing original with this superb reproduction that features the word "Guide" for an authentic replacement. 2 required. Fits LH or RH sides. OE# 5959111

5959111 67-72 GM Truck



1967-72 GM Truck Tail Lamp Assembly

Reproduction tail lamp assembly for 1967-72 Chevrolet/GMC Fleetside pickup and 1970-72 Blazer/Jimmy models. Replace your damaged or missing original with this superb reproduction that features a pre-wired socket pigtail and protective boot, lens gasket and lens with "Guide" marks. 2 required. Fits LH or RH sides.



K1014 67-72 GM Truck



1967-72 GM Truck Back-Up Lens

Reproduction back-up lamp lenses for 1967-72 Chevrolet/GMC Fleetside pickup and 1969-72 Blazer/Jimmy models OE# 5961257 (LH) 5961258 (RH) and 1967-72 Suburban/Panel models, OE# 5961260 (LH or RH)

5961257 67-72 PU/Blazer, LH

5961258 67-72 PU/Blazer, RH

CX1772 67-72 Sub/Panel, LH or RH

GM Tail Lamp Gaskets



1967 Camaro Standard Front and Rear Lens Gasket Set

This replacement set includes the both rear tail light lens to housing gaskets, the rear license lamp gasket and the front park lamp gaskets. This set is recommended when replacing your lenses or weatherstripping.

K724	67	Camaro	standard
------	----	--------	----------



1967-68 Camaro Tail Lamp to Body Gasket

Reproduction of the gaskets which act as a cushion between the tail lamp bezel and the rear body tail panel. Pre-packaged in OER® bag with the GM Restoration Parts™ logo.

K976	67-68	Camaro	LH & RH
------	-------	--------	---------



1968 Camaro Standard Front and Rear Lens Gasket Set

Includes rear tail light lens to housing gasket, rear license lamp gasket and front park lamp gaskets. Pre-packaged in OER® bag. Includes GM Restoration Parts™ logo.


K725	68	Camaro	standard
------	----	--------	----------



1969 Camaro Molded Tail Lamp to Body Gasket

Reproduction gaskets which act as a cushion between the tail lamp bezel and the rear body tail panel. Pre-packaged in OER® bag with the GM Restoration Parts™ logo.


K997	69	Camaro	LH & RH
------	----	--------	---------



1969 Camaro Standard Front & Rear Lens Gaskets

Includes standard rear tail light lens to housing gasket, rear license lamp gasket and front standard park lamp gaskets.

K726	69	Camaro	standard
------	----	--------	----------



1969 Camaro RS Front and Rear Lens Gasket Set

Includes rear RS tail light lens to housing gasket, rear license lamp gasket, RS back-up housing gaskets and park lamp gaskets.

K727	69	Camaro	RS
------	----	--------	----



1970-73 Camaro Tail Lamp Lens Gaskets

This kit, officially licensed by GM, will replace all tail lamp and back-up light lens gaskets for 1970-73 models. For standard and Rally Sport models. Packaged in OER® bag.

K236	70-73	Camaro	4 piece set
------	-------	--------	-------------



5969311

5969312

1978-81 Camaro Tail Lamp Lens to Housing Gasket

Reproduction tail lamp lens to housing gasket which installs on all 1978-81 Camaro models. Also known as a rear combination lamp lens gasket, helps to prevent rain and other elements from entering the lens assembly causing damage. Packaged in OER® bag.

5969311	78-81	Camaro	LH
---------	-------	--------	----

5969312	78-81	Camaro	RH
---------	-------	--------	----



5969327

5969326

1978-81 Camaro Tail Lamp Lens Housing to Body Gasket



Reproduction tail lamp lens housing to body gasket which installs in all 1978-81 Camaro models. Also known as a rear combination lamp lens gasket, helps to prevent rain and other elements from entering the lens assembly causing damage. This injection molded reproduction is finely crafted to exactly match the original configuration. Packaged in OER® bag.

5969327 78-81 Camaro LH

5969326 78-81 Camaro RH



K568

1967-69 Firebird Tail Lamp Lens Gasket



OEM quality reproduction of the tail lamp lens gasket for 1967-69 Firebird models. Each gasket is crafted to the exact specifications of the original for a perfect fit, unlike common generic replacements. Sold in pairs, packaged in OER® box with GM Restoration Parts™ logo.

K568 67-68 Camaro LH & RH

K569 69 Camaro LH & RH



1970-73 Firebird Tail Lamp Gasket Set



Quality reproduction tail lamp gaskets for 1970-73 Firebird models. Gaskets are produced with correct high quality neoprene.

FB773 70-73 Firebird 4 pieces



1966 Chevelle Tail Lamp Lens Gasket

OER® reproduction tail lamp lens gaskets for 1966 Chevelle models. These gaskets are die cut from 3/16" thick closed cell neoprene. Sold in pairs.

K641 66 Chevelle LH & RH

New!



K1108



K1110

1966-67 Impala Tail Lamp To Body Gaskets

Reproduction of the tail lamp to body gaskets for 1966-67 Impala models. Manufactured from original materials. Pre-packaged in OER® polytube.

K1108 66 Impala 14 pc set

K1110 67 Impala pair

New!



748589



748590



748591

1966-68 Impala/Full Size Tail Lamp Gaskets



OER® reproduction tail lamp lens gaskets for 1966-68 Impala/full size Chevrolet car models. These exact die-cut gaskets seal the tail light lens to the tail light housing assembly. Pre-packaged in OER® polytube. Made in USA.

748589 66 Impala/Full Size

748590 67 Impala/Full Size

748591 68 Impala/Full Size set of 6

GM License Lamp Assembly/Lenses

1966-74 GM License Lamp Assembly and Gasket

Quality reproduction license lamp assembly for various GM models. Each license lamp assembly includes the housing, lens, gasket, socket and harness as shown. Features the original markings for authenticity.



Assemblies Fit:

1967-69 Camaro/Firebird
1966-69 Impala/full size
1966-72 Chevy II/Nova
1966-68 Chevelle
1970-72 Monte Carlo
1971-73 Vega
1971-73 Monza

Lenses Fit:

1967-69 Camaro
1966-69 Impala/full size
1966-72 Chevy II/Nova
1966-68 Chevelle
1970-72 Monte Carlo
1971-73 Vega
1967-68 Firebird
1971-73 Monza
1971-72 GMC Sprint

Gaskets Fit:

1966-72 Nova
1967-69 Camaro
1967-70 GM Truck
1967-73 Firebird
1966-74 Impala/full size

911576	66-72	lamp assembly
5955195	66-72	lens only
K728	66-74	gasket

1970-73 Camaro License Lamp **New!**

Assembly and Components **GM Restoration Parts**

Quality reproduction rear license lamp assembly and components for 1970-73 Camaro models. These features all the correct markings for authenticity. 2 assemblies required per vehicle. Pre-packaged in OER® polytube.



K8086

Complete Assemblies

K8086 70-73 complete essys (pair)

Components

K8092 70-73 housing (each)
91705370-73lensw/gasket(each)
K8084 70-73 lens w/ o gasket (each)
K808370-73gasket(each)
K8085 70-73 lens screws (pair)

1983-02 Rear License **OER AUTHORIZED** Lamp Screws **New!**

Reproduction rear license lamp lens screws for various Camaro and Firebird models listed. Used to attach the license lamp assembly to the vehicle. Sold as a pair. One pair required per car. Pre-packaged in OER® polytube.

1993-02 Camaro
1983-92 Firebird
1998-02 Firebird

10080291 83-02 F-Body



929936

920016

1982-92 Camaro License Lamp

Assembly **GM Restoration Parts**

Correctly reproduced OER® reproduction of the drivers side and passenger side rear license lamp assembly for 1982-92 Camaro models. Each lamp assembly is designed to replace the original exactly. Features all the correct GM markings as original. Pre-packaged in OER® box.

#29935 & 929936
1982-86 Beretta models
1982-84 Sport coupe, Z28 models
1985-90 all except Z28 models

#929935 & 929936
1985-90 Z28 models
1985-90 Z28 models

929935	82-90	LH
929936	82-90	RH
920015	85-92	LH
920016	85-92	RH

1965-73 Pontiac License Lamp Lens **New!**

OER® reproduction rear license lamp lens. The lens is specific to many Pontiac models and features correct original style markings as original. Pre-packaged in OER® polytube with the GM Restoration logo.

Pontiac Cars

1965 exc. Tempest wagon
1966-67 all exc. Firebird
1968 all wagon
1968 Gran Prix sport coupe
1968-69 Tempest

1969-73 Firebird
1970-72 all A-body wagons
1971-72 B & G-body exc. wagon

5956698 65-73 Pontiac

1969 Firebird License Lamp **New!**

Assembly **GM Restoration Parts**

OER® reproduction 1969 Firebird rear license lamp assembly. This lens is specific to many Pontiac models and features correct original style markings. Complete assembly includes the lens, housing and the gasket between the lens and housing. Pre-packaged in OER® box with GM Restoration Logo.

910386 69 Firebird



Rear License/Luggage Compartment Lamp Assembly **GM Restoration Parts** **New!**

Reproduction rear license lamp assembly and the spare tire/luggage compartment lamp for the various GM models listed. Pre-packaged in OER® polytube.



Various GM Models

1978-81 Camaro - rear license
1978-90 Firebird - rear license
1988-90 GM Truck - rear license
1975-87 Corvette - rear license
1977-79 Corvette - spare tire/luggage compartment
1984-87 Corvette - spare tire/luggage compartment
1994-13 Corvette - rear license
X-Body Only
1975-79 Nova, Ventura, Skylark and Omega - rear license

16519986 75-13 various GM models

897192 75-79 X-Body only



917069



916438

OER AUTHORIZED

1967-00 GM Truck Rear license Lamp **New!**

Reproduction of the original rear license lamp designed to replace the original lamp on 1967-00 Chevy and GMC models. Includes the housing, and lens. Pre-packaged in OER® box.

Note: *Includes pigtail, socket, and bulb.

#917069

1967-81 C/K models w/step bumper
1982-86 C/K models with chrome bumper
1987-89 R/V models with chrome bumper
1988-91 R/V Suburban models 1/2 ton and 3/4 ton
1988-91 R/V Fleetside models w/ chrome bumper 1/2 ton and 3/4 ton

#916438

1988-00 Chevy & GMC truck models w/step bumpers

917069 67-91 GM Truck

916438 88-00 GM Truck

1968-72 Chevrolet Rear License Plate Bracket

This quality reproduction license plate bracket/gas door is a complete assembly which includes the mounting plate and spring. Fits 1969-70 Camaro, 1968-72 Nova, 1968-71 full size Chevrolet and 1968-72 Chevelle models.



344330 68-72 Chevrolet

GM Wiper Arms & Components



1967-69 Camaro/Firebird Polished Stainless Wiper Arms

Beautifully polished stainless steel reproduction wiper arm in the correct length for 1967-69 Camaro/Firebird coupe or convertible models. Packaged in OER™ polytube with GM Restoration Parts™ logo.

1967-69 Camaro/Firebird Coupe
1967-69 Camaro/Firebird Convertible

65674	67-69	coupe	14-7/8"
65677	67-69	convertible	



1967-69 Camaro/Firebird Convertible Wiper Arms

Each wiper arm is a replacement specifically designed for the 1967-69 Camaro or Firebird, featuring argent silver paint. This arm is guaranteed to fit and install correctly. Can be used for RH or LH applications. Packaged in OER™ polytube with GM Restoration Parts™ logo.

6589	67-69	convertible	2 req.
------	-------	-------------	--------



Detail of "Anco" style wiper blades

1967-72 GM Stainless Wiper Blades - "Anco" Style

Specifically designed for various GM models. Each "Anco" style wiper blade features polished stainless steel blade with rubber insert for coupe models. Sold in pairs. Packaged in OER™ polytube with GM Restoration Parts™ logo.

1967-69 Camaro/Firebird
1963-66 Impala/Full Size
1967-72 Chevy/GMC Trucks

65675	63-72	15-5/32"
-------	-------	----------



1970-81 F-Body Wiper Arms & Blades with Recessed Wipers

Reproduction windshield wiper arms & blades for 1970-81 F-Body models with recessed wipers. Manufactured with the correct satin black or stainless steel finish as original. Wiper arms have a splined base. 18" blades are sold in pairs with rubber inserts. Pre-packaged in OER™ polytube.

Wiper Arms

F306	70-81	black
F401	70-81	stainless

18" Wiper Blades & Insert

F307	70-81	black w/insert
F402	70-81	stainless w/insert
F309	70-81	insert only

(2) Wiper Arms and (2) Blade

F180	70-81	black w/insert
T5180	70-81	stainless w/insert



Chevrolet Impala/Full Size Passenger Car Wiper Arms

Reproduction wiper arms for 1963-64 and 1966-67 Impala, Bel Air, and Biscayne models. Packaged in OER™ polytube with GM Restoration Parts™ logo.

K119	63-64	coupe/sedan
K118	66-67	coupe/sedan



Detail of "Trico" style wiper blades

1966-72 GM Stainless Wiper Blades - "Trico" Style

Each "Trico" style wiper blade features polished stainless steel blade with rubber insert for coupe models. Rubber insert also available. Packaged in OER™ polytube with GM Restoration Parts™ logo.

1967-69 Camaro/Firebird
1966-67 Impala/Full Size
1966-69 Chevy/Biscayne
etc. sport coupe

3899508	66-72	blade	14-7/8"
3819074	66-72	insert only	14-7/8"



1973-84 Chevrolet/GMC Truck Windshield Wiper Arm AUTHORIZED

Reproduction of the windshield wiper arm for 1973-84 Chevrolet/GMC truck models. This wiper arm is manufactured in the correct length, ends and finish as original for a perfect fit and appearance. 2 required. Sold individually.

770592	73-84	LH or RH
--------	-------	----------



1963-79 16" 'AERO' Wiper Blades

High quality reproductions of the original 'AERO' style wiper blades found on various GM models throughout the 60's using 16" blades. This arm is guaranteed to fit and install correctly. Can be used for RH or LH applications. Packaged in OER™ polytube with GM Restoration Parts™ logo.

3980353	63-79	coupe/sedan	16"
---------	-------	-------------	-----



1967-69 F-Body Wiper Arms/Blades

High quality reproductions of the "AERO" style coupe wiper arms and blades used on 1967-69 Camaro and Firebird models. These 15" "AERO" blades are designed to hold the rubber against the glass for a better wipe, and reduce blade lift at highway speeds. Sold in pairs or in a kit of 2 arms and 2 blades.

K164	67-69	15" blades
K163	67-69	coupe arms
R1032	67-69	4 piece kit

1962-79 GM Windshield Wiper Motor Grommet Set

Reproduction of the original grommets used to mount the wiper motor to the firewall. This reproduction includes the original type steel sleeve built directly into the grommet. Each kit includes 3 grommets. Pre-packaged with OER™ header card.

1962-68 all Chevrolet (except full size)
1963-66 Corvette
1965-66 Passenger full size (w/single speed wiper motor)
1967-69 Camaro
1967-69 Firebird
1970-79 Nova

4910180	62-79	3 piece set
---------	-------	-------------

GM Windshield Washer Components

1962-84 GM Windshield Washer Jar & Cap

OER® reproduction of the original windshield washer jar designed to fit most GM vehicles from 1962-72. This reproduction is manufactured exactly like the original GM jar. Correct injection molded reproduction windshield washer jar cap is now offered as well. Fits all 1962-83 GM car models and all 1962-84 GM truck models. Features correct "Windshield Washer Fluid Only" wording.

1967-69 Camaro 1964-69 Chevelle
1970-72 Nova 1962-69 full size Chevrolet
1964-72 Chevrolet/GMC Trucks

3840083 62-72 washer jar
3798372 62-84 washer jar cap



3798372

3840083

1970-84 GM Windshield Washer Jar

Reproduction windshield washer fluid jar is specially configured to fit various GM models listed below. Pre-packaged in OER® polytube.

Note: The washer cap is sold separately.

Chevrolet

1970 full size

Chevrolet

1970 Camaro
1970-72 Chevelle
1971-74 Nova
1971-72 Vega
1972-74 Corvete

Pontiac

1970-74 Firebird

1970-74 Ventura

1971-72 LeMans

1971-72 Grand Prix

GM Trucks

1976-84 Pickup, Blazer/
Jimmy, Suburban

3990892 70-84 GM



1975-79 Camaro/X-Body Windshield Washer Jar

This OER® reproduction windshield washer fluid jar is for 1975-76 Camaro models, 1977-78 Camaro models with the washer pump mounted on the wiper motor, and 1975-79 GM X-body models including Nova, Apollo, Omega and Ventura. Pre-packaged in OER® polytube.

Note: The washer cap is sold separately.

4961312 75-79 Camaro/X-Body



1976-78 Firebird Windshield Washer Jar

OER® reproduction windshield washer jar for 1976-78 Firebird models. Washer jar is manufactured from high grade plastic for durability and a factory appearance. This jar is designed for use with an interior washer pump with the exception of 1978 Firebird models that included the pulse wiper option.

Note: The washer cap is sold separately. Pump not included.

4999857 76-78 Firebird



1977-81 F-Body Windshield Washer Jar

Reproduction windshield washer fluid jar is specially configured to the Camaro and Firebird models listed below. Each jar is manufactured to exact specifications and designed to replace the original. Pre-packaged in OER® polytube.

Note: The washer cap is sold separately.

1977-78 Camaro w/Pulse Wipers

1979-81 Camaro

1978-81 Firebird

461252 77-81 Camaro/Firebird



1962-67 Chevy II/Nova Washer Jar Bracket

Reproduction windshield washer jar bracket which mounts to the LH inner fender well. For use on 1962-67 Chevy II/Nova models.

3792790 62-67 Chevy II/Nova



1964-72 GM Washer Jar Bracket

Correct stamped steel reproduction windshield washer jar bracket. Fits 1967-69 Camaro, 1968-70 Nova, and 1964-72 GM truck models. Can be used with the RS adapter brackets for 1968 and 1969 Rally Sport Camaro models.

1967-69 Camaro 1964-69 Chevelle

1968-70 Nova 1962-69 full size Chevrolet

1964-72 GM Trucks 1968-69 Corvete

548935 64-72 GM



1968 Camaro RS Washer Jar Brackets

OER® reproduction RS washer bracket is designed for all 1968 Rally Sport Camaro models with hidden headlight option. They are used in conjunction with the standard bracket to properly mount the windshield washer jar.

3929801 68 RS



New!



1955-59 GM Truck Windshield Wiper Motor Transmission Arms

Reproduction of the windshield wiper transmission arm for 1955 second series to 1959 Chevrolet and GMC trucks. The set includes the links and pivots from the wiper motor to the splined output shafts that the wiper arms attach to. Sold in a set. 1 set required per truck.

14887 55-59 GM



4918754

1967-69 F-Body Wiper Transmissions

Reproduction windshield wiper transmissions for 1967-69 F-Body models. Includes all links and pivots from the wiper motor to the splined output shafts that the wiper arms mount to. Fits Camaro and Firebird models.

4917576 67 F-Body

4918754 68-69 F-Body

1969 Camaro RS Washer Jar Brackets

OER® reproduction RS washer bracket is designed for all 1968 Rally Sport Camaro models with hidden headlight option. They are used in conjunction with the standard bracket to properly mount the windshield washer jar.

3948933 69 RS washer jar bracket



1977-81 Camaro Washer Jar Bracket

Reproduction windshield washer jar mounting bracket for all 1977-81 Camaro models. Manufactured in stamped steel to factory specifications for an original fit and appearance. Comes EDP coated for rust prevention.

362527 77-81 RS



GM Windshield Washer Components



1967-70 Windshield Washer Hose Set

OER® reproduction windshield washer hose set for 1967-69 Camaro and Firebird and 1968-70 Chevy II/Novo models. Proper diameter hoses are manufactured with the correct ribbed design and are pre-cut to exact factory lengths for a perfect fit and function. This reproduction set includes installation diagram and correct straps and pick up screen. Pre-packaged in OER® polytube.

1967-69 Camaro
1967-69 Firebird
1968-70 Chevy II/Novo

748564 67-70

New!



1955-59 GM Truck Wiper Bezels

Reproduction chrome bezels 1955-1959 Chevrolet and GMC trucks. These chrome bezels surround the wiper transmission towers that the wiper arms attach to. These tower bezels are made from high quality die cast zinc exactly as original and have the windshield wiper pick up tube attached for trucks with the windshield washer pump option. These towers have the correct stainless steel slotted plug screw. Remove the screw and use part # 3718658 (washer nozzles) if the truck has the pump option. Includes the chrome wiper trans retaining nuts # 3683913. Sold in set with 2 bezels and 2 nuts. Pre-packaged in plain OER box.

TR5559 55-59

1947-59 GM Truck Wiper Bezel Retaining Nuts

Reproduction wiper bezel retaining nuts for 1947-59 Chevrolet and GMC trucks. Manufactured to exact dimensions and chrome plated for authenticity. Sold in a pair 1 pair required. Dimensions 5/8"-24 x 3/4". Pre-packaged in OER® polytube.

3683913 47-59 GM Truck

1955-57 Chevrolet Car & Truck Windshield Washer Nozzles

Reproduction windshield washer spray nozzle designed for 1955-57 Chevrolet passenger car models and 1955-57 GM truck models. Each nozzle is manufactured to exact factory specifications including a high quality chrome plating. Sold in a pair required. Pre-packaged in OER® polytube.

Note: Will also work on 1958-59 trucks but not cosmetically correct.

3718638 55-57 pass cars
3718638 55-57 GM trucks

1962-90 GM Washer Jar Fluid Screen

Reproduction windshield washer fluid filter screen to eliminate dirt and other residue which could clog the washer hoses, washer pump or washer nozzles. Fits various GM models listed:

- | | |
|-----------------------------|--|
| Chevrolet | Pontiac |
| 1962-90 full size Chevrolet | 1962-74 All Models |
| 1962-79 Nova | 1977-87 Firebird |
| 1964-75 Chevelle | 1976-81 full size Pontiac |
| 1965-74 Corvair | 1976-81 LeMans |
| 1967-87 Camaro | 1976-87 Grand Prix |
| 1970-81 Monte Carlo | 1982-88 G600 |
| 1971-72 Vega | 1984-88 J2000 |
| 1976-81 Malibu | 1985-87 Grand Am |
| 1982-88 Celebrity | 1982-89 Parisienne |
| | 1982-87 Bonneville |
| Buick | GM Oldsmobile |
| 1962-74 All Models | 1962-74 All Models |
| 1976 Regal | 1976-87 Cutlass |
| 1976 Riviera | 1976-81 Delta 88 |
| 1976-87 LeSabre | 1976-81 98 |
| 1976-81 Electra | 1976-85 Toronado |
| 1976-87 Estate Wagon | 1982-86 98 Regency |
| 1978-87 Regal | 1982-88 Circa |
| 1979-88 Riviera | 1982-90 Custom Cruiser |
| 1982-88 Century | 1984-88 Firenza |
| 1985-88 Electra | 1985-87 Cutlass |
| 1984-88 Skyhawk | 1986 Delta 88 Royale |
| 1985-87 Somerset | GM Trucks |
| 1985 Skyhawk | 1973-86 Pickup, Blazer/
Jimmy, Suburban |
| | 1987-89 R/V Series Pickup,
Blazer/Jimmy, Suburban |

3986821 62-90

1967-69 Camaro Washer Nozzles

Comes complete with two nozzles, each made to duplicate the originals exactly. The 1967-69 Camaro washer nozzles are reproductions of the originals and are identical in appearance. Pre-packaged in OER® bag with header card.

3865973 67-69 Camaro

1968-74 Chevy II/Novo Washer Nozzles

Reproduction windshield washer nozzles for all 1968-74 Chevy II/Novo models. Designed to factory specifications to provide an authentic replacement for clogged or damaged nozzles. Sold in pairs.

484718 68-74 Chevy II/Novo

1970-81 Camaro Windshield Washer Nozzles

Correct reproduction windshield washer nozzles designed for 1970-81 Camaro models. These reproductions feature the correct black zinc plated material and installs exactly as original. Sold in a pair 1 pair required per vehicle. Pre-packaged in OER® polytube.

3976377 70-81 Camaro

1967-69 Firebird Windshield Washer Nozzles

Reproduction windshield washer nozzles for all 1967-69 Pontiac Firebird models. These nozzles are made from the formed stamped steel and with formed metallic tube brazed in place as the original. They come with zinc coating to ensure long life and excellent corrosion protection. Sold as pairs. Pre-packaged in OER® polytube.

R8110 67 all

R8111&R112 design 6-1/2"

R8112&R12 design 2-1/2"

R8113&9all

1961-66 Impala Windshield Washer Nozzles

Reproduction windshield washer nozzles for all 1961-66 full size Chevrolet car models including Impala, Bel Air and Caprice. These nozzles are made from die formed stamped steel and with formed metallic tube brazed in place as the original. They come with zinc coating to ensure long life and excellent corrosion protection. Sold as a pair. One pair required per vehicle. Pre-packaged in OER® polytube.

3798376 61-62 Impala

3821832 63-64 Impala

3859226 65-66 Impala

GM Radiator Jars

1973-77 Camaro Radiator Overflow Jar

Reproduction of the radiator overflow jar for 1973-77 Camaro models. Overflow jar is manufactured from high grade plastic and features the correct ADD/FULL lines as original. Pre-packaged in OER® polytube.



463153 73-77 Camaro

1978-79 Camaro Radiator Overflow Jar

Reproduction of the radiator overflow jar for 1978-79 Camaro models. Plastic jar is manufactured with correct HOT/COLD lines as original. Comes pre-packaged in OER® polytube.



468563 78-79 Camaro

1973-81 Firebird Radiator Overflow Jar

Reproduction of the radiator overflow jar for various 1973-81 Pontiac Firebird models. Overflow jar is manufactured from high grade plastic and features the correct ADD/FULL lines as original. Pre-packaged in OER® polytube.



491030 73-74 V8
491030 75 V8, 1st design
493072 73-75 6 cyl
493072 77 231C, 305U
493072 78-79 exc. 400, 403
493072 79 exc. 301
493072 80-81 231A, 267, 305

1975-79 Firebird V8 Radiator Overflow Jar

Reproduction of the radiator overflow jar for 1975-79 Firebird V8 models. Plastic jar is manufactured with correct FULL/ADD lines as original. Pre-packaged in OER® polytube.



10006782 75 all V8, 2nd design
10006782 76 all V8
10006782 77 V8 exc. 305U
10006782 78-79 V8 400, 403
10006782 79 V8 301

1973-75 Firebird V8 Radiator Overflow Jar

Reproduction of the radiator overflow jar for 1973-75 Firebird V8 models. Plastic jar is manufactured with correct FULL/ADD lines as original. Comes pre-packaged in OER® polytube.



491030 73-75 1st design

1982-88 F-Body Radiator Overflow Jar

OER® reproduction radiator overflow jar is designed and manufactured to replicate the original GM overflow jar. This jar has correct GM markings and fluid level markings as original. Use retainer # 20451119 for installation (2 req). Pre-packaged in OER® polytube.



14070997 82-88 Camaro
14070997 82-88 Firebird
20451119 82-88 Retainer, 2req.

1973-74 Nova Radiator Overflow Jar

Reproduction of the original radiator overflow jar for 1973-74 Nova models. Overflow jar is manufactured from high grade plastic and features the correct FULL/HOT/COLD lines and mounting tabs as original. Includes the lower mounting clip. Pre-packaged in OER® polytube.



344387 73-74 Nova

1975-79 Nova Radiator Overflow Jar

Reproduction of the radiator overflow jar for 1975-79 Nova and all GM X-Body models. Overflow jar is manufactured from high grade plastic and features the correct ADD/FULL lines as original. Pre-packaged in OER® polytube. Features all the correct lettering and fluid level markings. Includes mounting clips and screws.



1975-79 Chevrolet X-Body 1975-79 Buick X-Body
1975-79 Pontiac X-Body 1975-79 Oldsmobile X-Body

551448 75-79 Nova

1989-92 F-Body Radiator Overflow Jar

Reproduction of the radiator overflow jar for 1989-92 Camaro and Firebird models. Overflow jar is manufactured from high grade plastic and features the correct ADD/FULL lines as original. Pre-packaged in OER® polytube.



10170175 89-92 F-Body

1972-92 GM Radiator Overflow Jar Cap

Reproduction radiator overflow bottle cap features the words "ENGINE COOLANT ONLY". This cap is not included when purchasing an overflow bottle. Fits various GM applications including the following:

Chevrolet	Buick
1972 full size Chevrolet	1976-80 Skyhawk
1973-76 Corvette	1980-85 Riviera
1974-75 Camaro	
1974 Oldsmobile	Trucks
1974-75 Nova	1973 Pickup, Blazer/Jimmy, Suburban
1974-79 Vega/ Monza Camaro 4.9L	
	Oldsmobile
	1976-80 Starfire
	1980-85 Toronado
	Cadillac
	1976-83 All Models
	1984-92 DeVille
	1984-92 Fleetwood

340194 72-92 GM

New!



1974-80 Chevrolet/GMC Truck Radiator Overflow Jar

OER reproduction radiator overflow jar for all 1974-80 Chevrolet and GMC trucks. This jar is made of molded plastic and has the correct mounting points with part number and fluid level markings as original. Pre-packaged in OER® polytube.

357402 74-80

GM Radiator Jars and Components



491032

494939

1973-81 Firebird Radiator Overflow Jar Caps

Reproduction of the radiator overflow jar cap for 1973-81 Firebird models. Overflow jar cap is manufactured from high grade plastic and features the correct black coloring with either white or blue lettering as original. Pre-packaged in OER® polytube.

491032	73-81	white lettering
494939	73-81	blue lettering

1976-97 GM Radiator Overflow Jar Cap

Reproduction of the radiator overflow jar cap for the various GM models listed. Manufactured with correct words "ENGINE COOLANT ONLY" on the cap. Comes pre-packaged in OER® polytube.



1978-92 Camaro	1978-81 Chevelle
1976-79 Nova	1985-86 C/K Truck
1977-90 Full Size	1987-97 R/V Truck
1982-92 Pontiac Firebird	1988-91 C/K Truck
1977-82 Corvette	1983-94 S/T 10 Truck

371978	76-97	GM
--------	-------	----

New!



1974-84 Chevrolet/GMC Truck Radiator Overflow Jar Cap

Correct reproduction of the overflow bottle cap used on GM pickups from 1974-84. This is made from an injection molded material with an attached retaining ring. It has been made with the correct factory fonts with white accented letters as original. Pre-packaged in OER® polytube.

15588032	74-84
----------	-------

1976-00 Radiator **New!** Overflow Jar Cap

OER® reproduction of the original radiator overflow jar cap for various 1976-00 GM models. This is a vented cap manufactured from injection molded material that includes the seal and features the words ENGINE COOLANT ONLY in the original font and color. Pre-packaged in OER® polytube.



Chevrolet

Full size Car 1977-90
Nova 1977-79
Corvette 1977-82
Camaro 1978-82
El Camino 1978-88
Malibu 1978-83
Monte Carlo 1978-88
Monza 1978 w/ 231 Engine
1979-80 w/ 196, 231 engine
Chevette 1979-85
Chevrolet Van 1979-96
Citation 1980-85
Celebrity 1982-90
Chevrolet S/10 truck 1982-94
GM truck C/K 1985-86
GM truck R/V 1987-91
GM truck C/K 1988-91
Lumina APV 1990-96

Pontiac

Ventura 1976-79
Bonneville 1977-80
Catalina 1977-81
Safari 1977-80
Grand Am 1978-81
Lemans 1978-89
Phoenix 1980-84
Firebird 1982-92
Grand Prix 1982-89
Academy 1982-86
T1000 1982-86
6000 1982-91
Parisienne 1983-89
Fiero 1984-88
Trans Sport 1990-96

15630112	76-00
----------	-------

1975-79 Firebird Radiator Overflow Jar Bracket

Reproduction radiator overflow jar bracket for late year 1975 Firebird models and all 1976-79 models with fender skirt mounted jar. Manufactured from steel and features the correct shape and contours as original. EDP coated for rust prevention. Pre-packaged in OER® polytube.

500528	75	second series
--------	----	---------------

500528	76-79	all
--------	-------	-----

1957-67 Radiator Cap **New!** Hollow Rivet Design

Authentic reproduction of the original 15 lb. radiator cap designed for the enthusiast who demands total originality in a reproduction cap. This stamped steel cap features the correct 15 lb. rating along with all the correct GM markings and hollow-rivet design as original. Officially licensed GM Restoration Part. Pre-packaged in OER® chipboard box.



1967 Camaro
1967 Firebird
1962-64 Chevy II w/AC, HD radiator
1965-67 Chevy II, all
1965-67 full size cars
1965-67 GM truck
1964 Chevelle w/AC, HD radiator
1965-67 Chevelle, all
1964-65 Corvette w/AC
1966 Corvette exc. 427 2nd design
1957-64 Buick, all
1961-64 Oldsmobile, all

3886273	57-67	hollow-rivet design
---------	-------	---------------------

1957-75 Radiator Cap **New!** Flat-Rivet Design

Authentic reproduction of the original 15 lb. radiator cap designed for the enthusiast who demands total originality in a reproduction cap. This stamped steel cap features the correct 15 lb. rating along with all the correct GM markings and flat-rivet design as original. Officially licensed GM Restoration Part. Pre-packaged in OER® chipboard box.



1967-72 Camaro, all
1973 Camaro, all exc recovery unit
1967-73 Firebird, all
1962-64 Chevy II w/AC, HD radiator
1965-72 Chevy II, all
1973 Chevy II, all exc recovery unit
1965-71 full size cars, all
1972 full size cars, all exc taxi/police
1973 full size, all exc recovery unit
1965-69 GM truck w/AC, HD radiator
1970-73 GM truck, all
1964 Chevelle w/AC, HD radiator
1965-72 Chevelle, all
1973 Chevelle, all exc recovery unit
1964-65 Corvette w/AC
1966 Corvette exc. 427 2nd design
1968-72 Corvette, all
1971-75 Vega 140 engine
1957-64 Buick, all
1961-64 Oldsmobile, all

861050	57-75	flat-rivet design
--------	-------	-------------------

GM Battery Trays/Parts



R888

OER AUTHORIZED

1966-69 Battery Tray Kit

OER® Authorized battery tray only or battery tray kit. Will replace damaged or corroded originals. Each kit includes an EDP coated battery tray, battery clamp, and clamp bolt.

1966 Impala
1966 Chevelle
1967-69 Camaro/Firebird

3893882	66-69	batterytrayonly
R888	66-69	3-piece kit



1982-92 F-Body

Battery Tray **OER AUTHORIZED**

OER® Authorized battery tray for 1982-92 Camaro or Firebird models. Mounts on the passenger side between the inner fender skirt and radiator support. Comes EDP coated for rust prevention, ready to prep, prime and paint.

10092052	82-92	RH
----------	-------	----



OER AUTHORIZED

1962-63 Impala Battery Tray

Reproduction battery tray for all 1962-63 passenger cars. This steel reproduction will install in all passenger vehicles including Impala, Biscayne, Bel Air and station wagons. Stamped steel reproduction.

3749016	62-63	Impala
---------	-------	--------



K318



3794016

3916658



S47043



344385

1970-81 F-Body

Battery Trays **OER AUTHORIZED**

OER® Authorized battery trays for 1970-81 Camaro or Firebird models. Each tray comes EDP coated for rust prevention, ready to prep, prime and paint.

K318	70-81	Camaro
S47043	70-81	Firebird

1962-79 **OER AUTHORIZED** Chevy II/Nova Battery Trays

OER® Authorized battery trays for 1962-79 Chevy II or Nova models. Each tray comes EDP coated for rust prevention, ready to prep, prime and paint.

3794016	62-67	ChevyII/Nova
3916658	68-74	ChevyII/Nova
344385	75-79	ChevyII/Nova

OER AUTHORIZED

1964 Impala Battery Tray

Reproduction battery tray for all 1964 passenger cars. This steel reproduction will install in all passenger vehicles including Impala, Biscayne, Bel Air and station wagons.

5734618	64	Impala
---------	----	--------



OER AUTHORIZED

1965 Impala Battery Tray

Reproduction battery tray for all 1965 passenger cars. This steel reproduction will install in all passenger vehicles including Impala, Biscayne, Bel Air and station wagons.

5734619	65	Impala
---------	----	--------

GM Battery Trays/Parts



3893882



3938000



3915471



1967-72 Chevrolet/GMC Truck Battery Tray **OER** AUTHORIZED

Reproduction battery tray for Chevrolet/GMC pickup, Blazer, Jimmy and Suburban models. Will take care of the rust or damage caused by corrosion and weather. The reproduction includes an original style base for an authentic appearance and fit.

Note: Base only. No side supports.

3886782 67-72



1973-80 Chevrolet/GMC Truck Battery Tray **OER** AUTHORIZED

Reproduction battery tray for 1973-80 Chevrolet/GMC pickup, Blazer, Jimmy and Suburban models. This battery tray will take care of the rust or damage caused by corrosion or weather.

6262122 73-80

1966-70 Impala Battery Trays **OER** AUTHORIZED

Reproduction battery tray for 1966-70 Chevrolet full size models. These steel reproductions will fit Impala, Biscayne, Bel Air, Caprice and wagons.

3893882	66	Impala
3895138	67	Impala
3915471	68	Impala
3938000	69-70	Impala



1971-72 Impala Battery Tray

OER AUTHORIZED

Reproduction battery tray will replace corroded or damaged trays exactly. Each tray is manufactured to exact factory specifications. Installs on Impala, Bel Air, Biscayne, Caprice and station wagon models. Pre-packaged in OER® polytube.

3972889 71-72 Impala



1966 Chevelle Battery Tray

OER AUTHORIZED

Reproduction battery tray that replaces corroded or damaged originals exactly. Fits all 1966 Chevelle. Pre-packaged in OER® polytube.

3893882 66 Chevelle



1973-80 Chevrolet/GMC Truck Battery Tray Brace **OER** AUTHORIZED

Reproduction main battery tray inner hanger for 1973-80 Chevrolet/GMC pickup, Blazer, Jimmy and Suburban. Will take care of the rust or damage caused by corrosion or weather.

342866 73-80

GM Battery Parts

New!



1970-81 Firebird Battery Retainers

Reproduction battery retainer for 1970-76 Firebird models. Manufactured from stamped steel and precision formed steel wire with a black vinyl insulated coating as original. These have an opening of 7" and a overall length of either 9" or 8-1/2" depending on application. Pre-packaged in OER® polytube.

1372725	70-76	9 length
525713	76-81	8-1/2" length

1968-81 GM Battery Hold Down Clamp OER AUTHORIZED

OER® reproduction of the base type battery hold down clamp keeps your battery secure. Available in black as original or stainless steel. Fits various GM vehicles.



Chevrolet	Buick
1966-76 Impala	1976 Riviera
1966-76 Caprice	1976 Electra
1967-79 Nova	1976 Buick Wildcat
1967-75 Chevelle	1976 LeSabre
1967-81 Camaro	1976-77 Regal
1968-81 Corvette	1976-77 Century
1976-77 El Camino	1976-79 Skylark
1976-77 Malibu	Pontiac
1976-77 Monte Carlo	1967-69 Firebird
Chevrolet Truck	1975-79 Ventura
1967-80 CK	Oldsmobile
1967-80 Blazer/Jimmy	1976-79 Omega
1967-80 Suburban	

6270159	66-81	black
6270159A	66-81	stainless steel

GM Oil Pan Battery Cable Clip

Reproduction clip that installs between the oil pan bolt and the oil pan to guide the battery cable to the starter. Pre-packaged in OER® bag. Fits various GM vehicles.



2555

1955-71 Chevrolet/Pontiac Junction Block

Serves as a connector to tie front headlamp harness to the small wiring lead coming from the positive battery cable. Packaged in OER® chipboard box.



1964-71 Chevelle	1967-71 Camaro/Firebird
1965-71 full size Chevrolet	1955-60 Chevrolet Truck
1967-71 Nova	

3882795 55-71

New!



1967-69 Positive Battery Cable

Reproduction battery cable is reproduced exactly as original using the same OEM type spring terminals and connectors. The terminal end features the word "Spring Ring" in the correct type style and size. Each cable is produced with careful attention to detail for complete authenticity featuring the original wire markings.

Camaro
1967-68 V8 396
1969 V8 396, 427
Chevy II/Nova
1968-70 V8 396

SR18820 67-69

New!



1969 Negative Battery Cable

Reproduction battery cable is reproduced exactly as original using the same OEM type spring terminals and connectors. The terminal end includes the word "Spring Ring" in the correct type style and size. Each cable is produced with careful attention to detail for complete authenticity featuring the original wire markings.

Camaro
1969 V8 396, 427 w/ HD battery
Chevy II/Nova
1969 V8 396

SR12565 69

New!



1967-68 Positive Battery Cable

Reproduction battery cable is reproduced exactly as original using the same OEM type spring terminals and connectors. The terminal end includes the word "Spring Ring" in the correct type style and size. Each cable is produced with careful attention to detail for complete authenticity featuring the original wire markings.

Camaro
1967 V8 small block
1968 V8 small block, before 8/28/67
1969 small block, 302, 350 w/ HD battery

SR10705 67-68 Camaro

New!



OER AUTHORIZED

Side Post Battery Cable Terminal

Due to the corrosive nature of battery electrolyte, the original lead cast positive and negative terminal ends usually require replacement every few years. This is a replacement OEM type terminal for use on side terminal batteries.

SBT1 side post

New!



OER AUTHORIZED

Top Post Battery Cable Terminal

Due to the corrosive nature of battery electrolyte, the original lead cast positive and negative terminal ends usually require replacement every few years. These are replacement OEM type terminals for use on top post batteries.

10626 top post

Camaro/Nova/Firebird Linkage Components

1967-81 Small Block Clutch Linkage Set

Pre-packaged clutch linkage kit for small block F and X body models. Whether replacing worn out clutch components, or converting from an automatic to a manual transmission, OER® manufactured clutch linkage kits will make the job easier. This small block kit includes all the necessary components. Fits 1967-69, 1972-81 small block Camaro and 1968-74 small block Nova models.

- | | | |
|------------------------|-------------------------------|--------------------------------|
| 1 Upper Push Rod | 1 Bellcrank Assembly | 1 Lower Push Rod Assembly |
| 1 Upper Push Rod Boot | 1 Frame Side Mounting Bracket | 1 Clutch Extension Wire† |
| 2 Upper Push Rod Clips | 1 Block Side Ball Stud | 1 Clutch Pullback Spring |
| 1 Lower Push Rod Clip | 2 Bellcrank Felt Seals | 1 Clutch Fork Bellhousing Boot |

K711	67	Camaro
K511	68-69	Camaro
K511	68-74	Chevy II/Nova
K712	72-81	Camaro



K511

1967-81 Big Block Clutch Linkage Set

All the essential components required to replace your linkage! Whether replacing worn out clutch components, or converting from an automatic to a manual transmission, OER® manufactured big block clutch linkage kits will make the job easier. This big block kit includes all the necessary components. Fits 1967-69, 1972-81 big block Camaro and 1968-72 big block Nova models.

- | | | |
|------------------------|-------------------------------|-------------------------------------|
| 1 Upper Push Rod | 1 Bellcrank Assembly | 1 Lower Push Rod Assembly |
| 1 Upper Push Rod Boot | 1 Frame Side Mounting Bracket | 1 Clutch Fork Return Spring Bracket |
| 2 Upper Push Rod Clips | 1 Block Side Ball Stud | 1 Clutch Pullback Spring |
| 1 Lower Push Rod Clip | 2 Bellcrank Felt Seals | 1 Clutch Fork Bellhousing Boot |

K710	67	Camaro
K510	68-69	Camaro
K510	68-72	Chevy II/Nova
K712	72-81	Camaro



K510

1967-69 6 & 8 Cylinder Clutch Linkage Sets

Pre-packaged clutch linkage sets for Pontiac 6 and 8 cylinder engines. Whether replacing worn out clutch components, or converting from an automatic to a manual transmission, OER® manufactured clutch linkage sets will make the job easier. These sets include all the necessary components. Available for 6 and 8 cylinder Firebird models.

- | | | |
|------------------------|-------------------------------|------------------------------------|
| 1 Upper Push Rod | 1 Bellcrank Assembly | 1 Lower Push Rod Assembly |
| 1 Upper Push Rod Boot | 1 Frame Side Mounting Bracket | 1 Clutch Extension Wire or Bracket |
| 2 Upper Push Rod Clips | 1 Block Side Ball Stud | 1 Clutch Pullback Spring |
| 1 Lower Push Rod Clip | 2 Bellcrank Felt Seals | 1 Clutch Fork Bellhousing Boot |

Pontiac Firebird 6 Cylinder

K711	67	Firebird
K511	68-69	Firebird

Pontiac Firebird 8 Cylinder

K710	67	Firebird
K510	68-69	Firebird



K711

Clutch Linkage Components



1961-81 GM Clutch Bellhousing to Fork Rubber Boot



Correct OER® reproduction of the bellhousing boot designed to replace the original GM boot exactly. Comes pre-packaged in bag with OER® header card.

1967-81 Camaro, Firebird
1961-75 Impala, Bel Air, Blazer, Caprice, Pass. station wagon
1968-79 Chevy II/Nova, Ventura, Apollo, Omega
1964-81 Chevelle, El Camino, GTO, Tempest, Le Mans, Monte Carlo

3993851 61-81



1967-75 Upper Clutch Push Rod Boot

Correct OER® reproduction of the upper clutch push rod boot designed to replace the original GM boot exactly. Comes pre-packaged in bag with OER® header card.

1967-69 Camaro, Firebird
1968-75 Chevy II/Nova, Apollo, Omega, Ventura

3886686 67-75 upper



1970-81 GM Upper Clutch Push Rod Boot

Reproduction of the GM molded boot, manufactured using E.D.P.M. stock which is superior to the original material. Molded-in steel insert distributes mounting screw pressure.

1970-81 Camaro 1970-81 Firebird
1975-79 Nova 1975-79 Ventura
1975-79 Omega 1975-79 Apollo

3973089 70-81 upper



1967-72 Chevrolet Big Block Return Spring Extension

This extension is used in conjunction with the clutch fork return spring. Together they connect the clutch fork to the exhaust manifold flange stud. Fits big block models listed.

1967-69 Camaro big block
1968-72 Chevy II/Nova big block

3912606 67-72 big block

New!



1962-64 Impala/Full Size Clutch Bellcrank



Reproduction of the clutch bellcrank, also known as the clutch cross shaft. For all 1962-64 Chevrolet full size models with V8 and manual transmission (except with 409 ci engine). Does not include frame side pivot ball.

14018 62-64 V8 (exc. 409)



1962-67 Chevy II/Nova Clutch Bellcrank

Precision reproduction bellcrank for 1962-67 six cylinder and small block Chevy II/Nova models. These bellcranks are finished in a black EDP coating and facilitates directional change in clutch linkage travel.

Note: Grease zerk, bushings and pivot ball are not included.

3792909 62-67 10-3/4" length



1967-72 Chevrolet Clutch Bellcrank Assembly

Precision reproduction bellcrank assembly which includes a zerk grease fitting for easy maintenance. This fitting will allow re-greasing of the bellcrank assembly which maintains longevity and easier pedal release. Includes frame side pivot ball installed in bellcrank.

1967-69 Camaro
1968-72 Chevy II/Nova

3998652 67-72 6 cyl & small block
3912602 67-72 big block

New!



1962-68 GM Brake/Clutch Pedal Assembly

Correct reproduction brake and clutch pedal assemblies for 1967-68 Camaro/Firebird and 1962-68 Chevy II/Nova models. Pre-packaged in OER® box.

K8087 62-65 Chevy II/Nova

K8089 66-67 Chevy II/Nova

C2554 68 Chevy II/Nova

C2554 67-68 Camaro/Firebird

GM Clutch Components



1967-72 Chevrolet Clutch Fork Return Spring

Reproduction clutch fork return spring which attaches from the engine mounting bracket to the clutch extension wire. Big block fits 1967-69 Camaro and 1968-72 Nova models.

3899021 67-69 small block
3914896 67-72 big block



1970-72 GM Clutch Fork Return Spring

Reproduction clutch fork return spring which attaches from the clutch fork to the frame rail on all 1970-72 Camaro and 1971-72 full size Chevrolet models with manual transmission. Also 1970-72 Pontiac Firebird 6 cyl. models.

3973088 70-72 w/manual trans



1973-81 Camaro/Firebird Clutch Fork Return Spring **New!**

Reproduction of the original clutch pedal return spring designed for use on all 1973-81 Camaro and Firebird models. Pre-packaged in OER® poly-tube.

332521 73-81 F-Body



1967-72 Chevrolet Return Spring Extension Rod

This rod is used in conjunction with the clutch fork return spring. Together they connect the clutch fork to the engine support bracket. Fits 1967-69 Camaro and 1968-72 Nova with small block engines

3899022 67-72 small block

1962-83 Block Side Screw-In Pivot Ball

Exact machined 1040 steel will help prevent wear. Threaded end screws into side of engine block and ball end inserts in bellcrank assembly. For 1962-79 Chevy II/Nova, 1964-81 Chevelle, 1967-81 Camaro models with small block or big block engines, and 1973-83 Firebird models

3866568 62-83



1962-67 Chevy II Clutch Pivot Ball Bracket **New!**

OER® reproduction frame side clutch bellcrank pivot ball bracket for 1962-67 Chevy II/Nova models with a manual transmission. This die-formed stamped steel bracket features the correct contours and SAE spec nut inserts (5/16"-18) as original. EDP coated for rust prevention. Pre-packaged in OER® polytube.

3792365 62-67 frame side



1967-72 Clutch Bellcrank Pivot Ball Mounting Bracket

Reproduction of the original die blanked and formed bracket with correct offset and holes. Fits 1967-69 Chevrolet Camaro and 1968-72 Chevy II/Nova.

3899019 67
3932760 68-72



1970-81 F-Body Clutch Pivot Ball Bracket **New!**

OER® reproduction frame side clutch bellcrank pivot ball bracket for 1970-81 Camaro and Firebird models with a manual transmission. This steel bracket attaches to the cars frame with the correct mounting holes and holds the clutch bellcrank pivot ball. Pre-packaged in OER® polytube.

3973086 70-81 frame side



1967-81 GM Bellcrank Pivot Felt Seals

Reproduction of the original GM die-cut seal that slips over the bellcrank pivot studs and seals against the end of the bellcrank tube to prevent dirt and water damage. Fits various GM models including 1967-69 Camaro, 1967-69 Firebird, 1968-75 Impala/Fill Size, and 1968-75 Nova

3743360 67-81



1967-81 GM Clutch Push Rod Retainer Clip

Reproduction of the original clip that is used to retain the upper and lower clutch push rods. The throttle valve control lower rod, accelerator control rod, and throttle lever rod swivel on various GM vehicles

3749084 67-81 GM



1967-81 Chevrolet Lower Clutch Push Rod

Includes right angle shell portion correctly swaged and internally threaded to match the lower clutch push rod adjuster for small block models. Fits 1967-81 Camaro and 1968-79 Chevy II/Nova with small block.

3849703 67-81 small block



1964-77 GM Lower Clutch Push Rod

Reproduction lower clutch push rod adjuster for various GM models. This push rod is manufactured to original specifications and includes the swivel. Pre-packaged in OER® polytube.

Chevrolet

1967-69 Camaro with 396 ci engine
1967-70 Nova with 396/402 ci engine
1971 Full Size with 454 ci engine
1971-75 Full Size with 350 ci engine
1968-69 Chevelle with 327 ci engine
1968-73 Chevelle with 307 ci engine
1970-71 Chevelle with 400 ci engine
1970-74 Chevelle with 454 ci engine
1976-77 Camaro with 250 ci engine
1971 Full Size with 400 ci engine
1971-75 Full Size with 6 cylinder
1967-75 Chevelle with 396 ci engine
1968-70 Chevelle with 396 ci engine
1968-75 Chevelle with 6 cylinder
1970-74 Chevelle with 402 ci engine
1976-77 Chevelle with 250 ci engine

Pontiac

1964-65 Tempest 8 cylinder
1965-71 Grand Prix 8 cylinder
1966-77 all A and G bodies

9779202 64-77



1967-72 Chevrolet Upper Clutch Pedal Push Rod

Reproduction of the original push rod assembly which connects the clutch pedal to the bellcrank. Cadmium plated. Fits 1967-69 Camaro and 1968-72 Nova models.

3920262 67-72 upper

GM Engine/Underhood Components



1975-81 GM T10 Flywheel Cover

Reproduction flywheel housing cover for GM T10 transmissions. This cover is required to keep water and other road debris from causing damage to the flywheel area. Pre-packaged in OER® polytube.

1975-81	Camaro with 350
1976-81	Camaro with 305
1978-81	Firebird with Chevrolet engine
1975-79	Impala with 350
1976-79	Impala with 305
1968-78	Nova with 350
1976-79	Nova with 305
1976-78	Chevelle with 350
1975-81	Corvette with 350

340252 75-81 GM



1962-74 GM Torque Converter Cover

Correct reproduction torque converter cover for Powerglide and Torque Drive transmissions on various models. Pre-packaged in OER® polytube.

Chevrolet

1962-65	full size 6 Cyl. HD w/PG
1962-67	Corvette w/PG
1970	full size w/250 & PG
1970	Chevelle 6 Cyl. w/PG, TD
1970	Camaro 6 Cyl. w/PG, TD
1970	Nova 6 Cyl. w/PG, TD
1971-72	All 6 Cyl. w/PG, TD
1973	All 6 Cyl. w/PG
1964-67	full size 283 w/PG
1964-67	Chevy II/Nova 283 w/PG
1962-67	Chevelle 283 w/PG
1967-69	Camaro 302 w/AT
1968-73	All 307 w/PG
1965-69	Full Size 327 w/PG
1964-69	Chevy II/Nova 327 w/PG
1964-69	Chevelle 327 w/PG

Pontiac

1971-72	Ventura w/AT
1973-74	All 250 w/M35

GM Trucks

1963-72	C10/20 6 Cyl. w/PG
1963-71	C10/20 283, 307, 327, 350 260k. w/PG

3933089 62-74 GM

New!



Clutch Housing/Flywheel Cover For 11" Bellhousing

Correct clutch housing/flywheel cover plate which is located on the back of the engine block and is used to cover the flywheel. For use on most big blocks and high-perf small blocks with a heavy duty clutch and a 11" bellhousing. Pre-packaged in OER® polytube.

Note: For use with Chevrolet 621 or similar 11" bell housings. Not for use with GM truck 11" bell housings.

3843943 64-81



New!

1969-79 TH350 Torque Converter Cover OER AUTHORIZED

Correct reproduction torque converter cover for Turbo 350 transmissions on the models listed below. Pre-packaged in OER® polytube.

Camaro	Impala/full size
1969 V8	1969 V8
1970-70-73 w/ 307	1970-73 w/ 307
1973-74 6 cyl.	1973-74 6 cyl.
1977-79 w/ 250	1977-79 w/ 250
Firebird	GM Truck
1970-74 6 cyl.	1969 w/ 230
1969 V8	1969-74 w/ 250
1970 6 cyl.	1969-72 w/ 307
1970-73 w/ 307	1973-74 all
1975 w/ 262	Chevelle
1977-79 w/ 250	1969 V8
	1970-73 w/ 307
	1973-74 6 cyl.
	1977-79 w/ 250

465471 69-79 TH350

Rear Axle/Transmission Ventilator

OER® reproduction ventilator used by GM on the rear axle housing, automatic transmissions, front transfer case on 4x4 models and fuel tank evaporator canisters that have a 3/8" hole for a ventilator. Pre-packaged in OER® polytube.

15771000 53-02

1964-68 Chevrolet Alternator Mount Support

Support brace for various Chevrolet 1964-68 models with a small block engine. This bracket mounts on the leading edge of the drivers side exhaust manifold and supports the bottom of the alternator. For use with 283, 307, 327.

Note: Not for use with 62 amp alternator

K6565 64-68 Chevrolet



1976-91 GM Alternator Adjuster Brace

OER® reproduction of the 1976-91 GM alternator adjusting brace. Pre-packaged in OER® polytube.

Camaro	Truck
1976-86 w/SB	1978-86 C/K w/SB
Firebird	1987-89 R/V w/5.0 & 5.7
1976-86 w/SB	1990 R/V w/5.7 (66 or 94 amp)
Nova	1991 R/V w/5.7 (100 amp)
1976-79 Nova w/SB	
Impala	
1976-88 w/SB	

14081227 76-91 GM

OER AUTHORIZED

1965-68 SB Alternator Bracket

Reproduction of the upper alternator bracket for 1965-68 small block Chevrolet engines with a short water pump. Each bracket has the correct adjuster slot and mounting holes.

E368 65-68



1969-74 Camaro BB Upper Alternator Adjuster Bracket

Reproduction of the 1970-71 style upper alternator adjuster bracket for 1969-74 Camaro models with a big block engine. Manufactured from stamped steel as original and EDP coated for rust prevention.

K599 69-74 1970.71 style



1969-75 SB Alternator Bracket OER AUTHORIZED

Reproduction of the upper alternator bracket for 1969-75 small block Chevrolet engines with a long water pump. Each bracket has the correct adjuster slot, all the mounting holes and the hole for the batter cable retaining clip. Finished in a factory semi-gloss black color. Pre-packaged in OER® Authorized polytube.

3932410 69-75 SB



1967-72 Negative **New!** Battery Cable Retainer

Reproduction of the negative battery cable retainer clip that attaches to the upper alternator bracket on 1967-72 Chevrolet small block engines. This retainer clip is also used in some applications to hold the battery cable to the subframe. Sold individually. Quantities vary by application. Pre-packaged in OER® polytube.



3857706 67-72

1967-72 Voltage Regulators **New!**

Voltage regulators for 1962-72 models. After market chrome replacement modern circuit board type electronics and does not feature original markings. OER® reproduction OE style voltage regulators use the coiled wire type electronics and features the "Delco Remy" markings as original for use with external regulators. Pre-packaged in OER® box.



1119519

After Market

VR635C w/o markings

OER® Reproduction

1119519 w/Delco Remy markings

Chevrolet Big Block Starter Solenoid Heat Shield

This stainless steel heat shield is used for all standard (non-metric) solenoids on Chevrolet big block cars and trucks.



361443 Chevrolet V8

Stainless Steel Heater Hose Clamp **New!**

This stainless steel clamp can be used to hold the two heater hoses to the inner fender well on various models. Each bracket is made from high quality polished stainless steel, that has been die-cut and stamped. Included is an installation screw and retaining nut for easy installation. A perfect upgrade for the unsightly original equipment style clamp or to add a custom touch to the engine compartment. Pre-packaged in OER® polytube.



13970 Heater Hose Clamp

New!



1991-97 Oil Pan **NEW** AUTHORIZED

OER® Authorized reproduction oil pan for the 1991-97 GM V8 engines listed. This pan is made from the same heavy gauge steel as the GM originals, with drain plug and oil level sensor holes.

Camaro

1993-97 5.7L V8

Camaro

1993-97 5.7

Full Size Chevrolet

1991-93 Caprice 5.0L V8

1994-96 Caprice 5.7L V8

1994-96 Impala 5.7L V8

Buick

1991 Roadmaster 5.0L V8

1992-96 Roadmaster 5.7L V8

Cadillac

1993-96 Fleetwood 5.7L V8

Oldsmobile

1991-92 Custom Cruiser

5.0L V8

1992 Custom Cruiser 5.7L V8

12557557 91-97

1969-74 Chevrolet Small Block AC Compressor Front Bracket

Replacement front bracket for 1969-74 Chevrolet small block models with an A6 compressor listed below. Pre-packaged in OER® polytube.



1969-74 full size Chevrolet 1969-74 Camaro
1969-74 Nova 1969-74 Chevrolet

3932433 69-74 small block

1969-81 Rear AC Compressor Bracket Support

Correct support bracket which bolts directly to the exhaust manifold. The rear compressor bracket will bolt to this support bracket. For the following 1969-81 Chevrolet small block applications. Pre-packaged in OER® polytube.



1969-81 Camaro 1969
1970-79 Impala 1974-80 GM Truck

3932435 69-81 small block

1967-69 Camaro AC Condenser Mounting Brackets

Reproduction of the original brackets used to mount the air conditioning condenser to the radiator support. For all 1967-69 Camaro small block or big blocks with AC. Includes RH and LH bracket.



K258 67-69 Camaro

1970-81 AC Condenser Insulator

Reproduction AC condenser insulator for various GM models with air conditioning. These rubberized insulators mount the AC condenser to the radiator core support with two threaded ends. Includes nuts. 4 required per vehicle. Sold individually. Pre-packaged in OER® polytube.



1970-81 Camaro 1970-76 Impala
1970-77 Chevelle 1970-81 Chevette

331959 70-81

1967-79 Firebird Heater Hose Fitting

Reproduction of the fitting which attaches the heater hose assembly to the cylinder head for 1967-79 Pontiac Firebird V8 models except 1977-79 with a 301 V8. Features a tapered edge for easier installation. Pre-packaged in OER® chipboard box.



499744 67-79



Radiator Hose/Heater Hose Clamp Kit

Reproduced in the original tower style design, this kit includes all eight clamps needed to completely replace various GM radiator and heater hose clamps. Includes (2) 2-1/4" and (2) 2" radiator hose clamps, plus (2) 3/4" and (2) 5/8" heater hose clamps.

RO85678



3825416

3770259

1968-74 Heater Hose Brackets

Includes the top alternator bracket and inner fender well bracket used to hold the heater hoses together. Manufactured correctly as original. Heater hose bracket retains both hoses. Pre-packaged in OER® bag with header card. Fits 1969 Camaro, 1968-74 Chevy II/Nova, and other GM vehicles as required.

3825416 alternator clip

3770259 fender skirt clip

K556 2 piece set

OER® Authorized Remanufactured Power Steering Pumps **New!**

Camaro

A6099 67-69 6 cyl.
 A6113 67-68 V8
 A6154 69 small block
 A6151 69 396
 P6120 70-72 6 cyl.
 P6001 73-74 6 cyl.
 P6000 70-74 V8

Pontiac Firebird

P6120 67 6 cyl. w/smog pump
 P6117 67 6 cyl. w/o smog pump
 P6120ZD.726cyl.
 P6176 71-74 V8
 P6001 73-74 6 cyl.

Chevelle / El Camino

A6099 64-69 6 cyl.
 A6151 69 396
 P6120 70-72 6 cyl.
 P6000 70 6 or 8 cyl. wagon
 P6000 71-74 V8

Chevy II/Nova

A6083 62-67 all
 A6113 68 V8
 A6099 68 4 and 6 cyl.
 A6099 69 6 cyl.
 A6154 69 307, 350
 A6151 69 396
 P6120 70-72 6 cyl.
 P6000 70-74 V8
 P6001 73-74 6 cyl.

Impala / Full Size

A6078 61-62 all
 A6083 63-64 6 cyl.
 A6078 63-64 V8
 A6099 65-69 6 cyl.
 A6083 65-68 small block
 A6078 65-66 396, 409, 427
 A6111 67-68 396, 427
 A6152 69 327, 350
 A6151 69 396, 427 ex wagon
 P6120 70-72 6 cyl.
 A6165 70 350, 400
 A6171 70 454
 P6000 71-74 V8
 P6001 73-74 6 cyl.

GM Truck/Blazer/Jimmy/Suburban

A6083 63-69 2WD, all except 396
 A6083 68-69 4WD, all except 396
 A7010 68-69 w/ 396
 A7010 70-72 w/ 396, 402
 A7009 70-72 all except 402
 A7020 73-74 6 cyl.
 A7011 73-74 2/4WD small block
 A7018 73-74 2WD big block
 A7026 75-79 6 cyl. w/hydro boost
 A7023 75-79 SR, w/hydro boost
 A7025 75-79 2-WD, BR, w/hydro boost
 A7037 75-79 2/4WD, 6 cyl. w/hydro
 A7048 75-79 2/4WD, SR w/hydro
 A7039 75-76 2WD, BR w/hydro boost
 A7045 77-79 2WD, BR w/hydro boost
 A7046 79V8, w/hydro boost

1961-74 Remanufactured OE Style Saginaw Power Steering Pumps

Thoroughly remanufactured, these OER Authorized® Saginaw power steering pumps are carefully inspected and meticulously rebuilt and restored to OEM appearance and function! Reservoirs are reconditioned GM parts in the exact original configuration for complete authenticity! OEM attention is paid to reservoir reconditioning to ensure an authentic OE appearance. This is a good choice for restorations when an original appearance and superior quality is desired. Cap, nut and pulley are not included. These units are priced outright, meaning the core charge is built into the price. For that reason, it is not necessary to return the original core. Made in USA.

NO CORE CHARGE REQUIRED!

Note: Cap, nut and pulley are not included.



A6099



A6113



A6154



A6151



P6120



P6001



P6000



P6117



P6176



A6083



A6078



A6111



A6152



A6165



A6171



A7009



A7020



A7011



A7018



A7026



A7023



A7025



A7037



A7048



A7039



A7045



A7046



A7010

OER AUTHORIZED



Made in USA

OER® Authorized Reproduction Power Steering Pumps

1961-66 Full Size Power Steering Pumps **OER AUTHORIZED**

Reproduction power steering pumps are brand-new and have an authentic look. They've been thoroughly tested to meet the highest OEM standards, delivering maximum long-term reliability. For easy installation and added authenticity, each pump features a new reservoir in the original configuration, with the proper return fitting and correct clocking. The appropriate shaft nut and cap are also included. Pulley and pressure fitting are not included. Pre-packaged in OER® Authorized box.



New!

1961-62 all engines
1963-64 V8 engines
1965-66 396, 409, 427

NP6078 61-66



NP6154



NP6151

OER AUTHORIZED

1969 Power Steering Pumps **New!**

Reproduction power steering pumps are brand-new and have an authentic look. They've been thoroughly tested to meet the highest OEM standards, delivering maximum long-term reliability. For easy installation and added authenticity, each pump features a new reservoir in the original configuration, with the proper return fitting and correct clocking. The appropriate shaft nut and cap are also included. Pulley and pressure fitting are not included. Pre-packaged in OER® Authorized box.

Small Block

1969 Camaro 302, 307, 327, 350
1969 Nova 307, 350

Big Block

1969 Camaro 396
1969 Nova 396
1969 full size 396, 427 (exc wagon)
1969 Chevrolet 396

All

1970-74 Camaro 6 cyl. and V8
1970-72 Firebird 6 cyl.
1970-74 Nova 6 cyl. and V8
1970-74 Impala/full size 6 cyl. and V8
1970-74 CK 10-30 GM Truck

NP6154 69 small block

NP6151 69 big block

NP6000 70-74 all

1967-74 Chrome Power Steering Pumps **OER AUTHORIZED**

Reproduction power steering pumps are brand new and have a bright chrome finish and have been thoroughly tested to meet the highest OEM standards, delivering maximum long-term reliability. For easy installation and added authenticity, each pump features a new reservoir in the original configuration, with the proper return fitting and correct clocking. The appropriate shaft nut and cap are also included. Pulley and pressure fitting are not included. Pre-packaged in OER® Authorized box.



A9500150

#A9500147

1967-68 Camaro V8
1967-68 Chevy II/Nova

#A9500148

1969 Camaro small block
1969 Nova small block

#A9500149

1969 Camaro big block
1969 Nova big block

A9500147 67-68

A9500148 69

A9500149 69

A9500150 70-74

#A9500150

1970-74 Camaro 6 cyl. & V8
1970-74 Nova 6 cyl. & V8

#A9500148

1970-72 Firebird 6 cyl.
1970-74 Impala/full size 6-74 & V8

#A9500149

1970-74 CK 10-30 truck V8

1960-93 Power Steering Return Hose **New!**

OER reproduction low pressure power steering return hose that is used on various GM models. This is made up of a reinforced rubberized synthetic hose material. These are a cut to fit application, and use with crimp sleeves or hose clamps for retention (not included). This hose carries low pressure power steering fluid from the steering gear box back to the power steering pump reservoir. Measures 3/8" I.D. x 48" long. Cut to fit. Use as required. Pre-packaged in OER® polytube.



71350 60-93 3/8" I.D x 48"

1955-57 Power Steering Pressure Hose Set **New!**

OER reproduction power steering hose set for 1955-57 V8 models equipped with original style power steering. This complete 4 piece set includes the high pressure hose, low pressure hose and 2 control valve hoses with correct fittings and in correct lengths. Pre-packaged in OER® polytube.



TF500018 55-57 V8

1967-72 Power Steering Pressure Hose **New!**

OER reproduction power steering pressure hose for various GM models. This hose is made up of a reinforced rubberized synthetic hose material with high quality zinc plated steel tubes and crimp sleeves to ensure against leaks. This high-pressure hose has the double-flared end and correct spec threaded couplers for trouble free installation. The high-pressure hose carries high-pressure power steering fluid from the power steering pump to the steering gear box. Pre-packaged in OER® polytube.



70230

#70230

1967-69 Camaro - 6 cyl.
1968-69 Nova - 6 cyl.

#70254

1968 Nova - V8
1965-69 Full Size
Chevrolet - 6 cyl.

#70235

1967-69 Firebird

#70248

1969 Camaro - V8
1969 Nova - V8

#70254

1970-72 Nova

#70255

1967-72 Camaro - V8
1971-72 Full Size Chevrolet - 400, 402, 454

70230 65-69 Camaro/Nova/Full Size

70235 67-69 Firebird

70248 69 Camaro/Nova

70254 70-72 Nova

70255 70-72 Camaro/Full Size

1967-79 PS Return Hose **New!**

OER® reproduction power steering return hose for various GM models with both 6 and 8 cylinder engines. This is made from premium grade oil resistant rubber hose, and has the correct pre-attached flared fitting for easy installation. Pre-packaged in OER® polytube.



Camaro

1967-72 6 cylinder

1967-76 8 cylinder

Firebird

1977 Firebird 8 cylinder

305, 350, with fitting

1978 Firebird 8 cylinder

305, 350, 403, with fitting

1979 Firebird 8 cylinder

305, 350 with fitting

Chevy II/Nova

1965-74 6 cylinder

1965-72 8 cylinder

1975-76 8 cylinder

Impala/Full Size

1967-75 6 cylinder

1967-75 8 cylinder

70551 67-79

1965-72 PS Pressure Line Clamp **New!**

OER® power steering line clamp is manufactured from die stamped steel. Clamp slips over the high pressure line and is secured to the gear box top cover plate. Each piece is plated in clear zinc to help protect it from rust and corrosion.



1967-69 Camaro

1968-74 Chevy II/Nova

1965-72 Impala/Full size

1965-72 Chevrolet/GMC trucks

74861 65-72 1 required

OER® Authorized Reproduction Power Steering Reservoirs

New!



1967-79 Power Steering Cap - OE Style **OER** AUTHORIZED

OER® Authorized reproduction power steering pump cap for various GM models with both 6 and 8 cylinder engines. Manufactured in the original style and made for use with Saginaw power steering pumps.

Camaro

1967-86 all
1993-95 6 cyl. 3.4 Litre

Firebird

1967-86 all
1993-95 6 cyl. 3.4 Litre

Chevy II/Nova

1962-79 all

Full Size cars

1962-85 Impala
1967-93 Caprice
1962-75 Bel Air, Biscayne
Brookwood, Kingsman, Townsman

GM truck

1973-99 1/2 ton
1973-90 3/4 ton
1973-90 1 ton
1973-99 Suburban, Blazer, Jimmy

7834183 62-00 w/Saginaw pump

New!



1967-79 Power Steering Cap - Chrome **OER** AUTHORIZED

OER Authorized reproduction power steering pump cap for various GM models with both 6 and 8 cylinder engines. Manufactured with a custom chrome plating and made for use with Saginaw power steering pumps.

Camaro

1967-86 all
1993-95 6 cyl. 3.4 Litre

Firebird

1967-86 all
1993-95 6 cyl. 3.4 Litre

Chevy II/Nova

1962-79 all

Full Size cars

1962-85 Impala
1967-93 Caprice
1962-75 Bel Air, Biscayne
Brookwood, Kingsman, Townsman

GM Truck

1973-99 1/2 ton
1973-90 3/4 ton
1973-90 1 ton
1973-99 Suburban, Blazer, Jimmy

15431 62-00 w/Saginaw pump

New!



1967-68 Small Block Power Steering Reservoirs **OER** AUTHORIZED

OER® Authorized reproduction power steering reservoirs for the various GM models listed. These are exact reproduction reservoirs that have an original factory appearance. Available in OE black or chrome plated. Includes the cap, seals and fittings.

Note: Does not include the pump.

Camaro

1967-68 small block

Nova

1968 small block

5692845	67-68	black
1253576	67-68	chrome

5692845

New!



1969 Big Block Power Steering Reservoirs **OER** AUTHORIZED

OER® Authorized reproduction power steering reservoirs for the various GM models listed. These are exact reproduction reservoirs that have an original factory appearance. Available in OE black or chrome plated. Includes the cap, seals and fittings.

Note: Does not include the pump.

Camaro

1969 big block w/ long water pump

Nova

1969 big block w/ long water pump

Full Size Chevrolet

1969 big block w/ long water pump

Chevelle

1969 big block w/ long water pump

7806439	69	black
1253578	69	chrome

7806439

New!



1969 Small Block Power Steering Reservoirs **OER** AUTHORIZED

OER® Authorized reproduction power steering reservoirs for the various GM models listed. These are exact reproduction reservoirs that have an original factory appearance. Available in OE black or chrome plated. Includes the cap, seals and fittings.

Note: Does not include the pump.

Camaro

1969 small block w/ long water pump

Nova

1969 small block w/ long water pump

7806532	69	black
1253577	69	chrome

7806532

New!



OER AUTHORIZED 1970-75 Power Steering Reservoirs

OER® Authorized reproduction power steering reservoirs for the various GM models listed. These are exact reproduction reservoirs that have an original factory appearance. Available in OE black or chrome plated. Includes the cap, seals and fittings.

Note: Does not include the pump.

Camaro

1970-72 all

Nova

1970-72 all

Impala/Full Size

1971-72 all

1973-75 w/ 454

Chevelle/El Camino

1970-72 all

1973-75 w/ 454

7826736	70-75	black
1253579	70-75	chrome

7826736

Power Steering Components

New!



1253570



1253571



1253573



1253574



1253575



1253572

Power Steering Pump Reservoir Installation Set - Saginaw Pump

A correct reproduction of the power steering pump reservoir installation set for GM cars with a Saginaw power steering pump. These 12 piece sets include the stud and bolt set, o-rings/seal and washer set and hose fitting needed to install a reservoir on a saginaw power steering pump. These sets have either black or chrome fittings that are designed to be used with a either a black or chrome reservoir. All components available separately.

Complete Set

1253570	62-09	black
1253571	62-09	chrome

Stud and Bolt Set

1253573	62-09	black
1253574	62-09	chrome

O-Ring Set

1253575	62-09	8 piece
---------	-------	---------

Hose Fitting

1253572	62-09	5/8"-18 to -6an
---------	-------	-----------------

New!



Power Steering Pump Rebuild Set

A correct reproduction of the power steering pump rebuild set for GM cars with a Saginaw power steering pump. This set includes the gaskets and seals needed to rebuild a Saginaw power steering pump. Refer to the factory service manual for instructions.

1253550 62-09 Saginaw



1967-69 Pontiac V8 PS Pump Spacer

This spacer is used between the power steering pump and mounting bracket on 1967-69 Pontiac full size, Tempest, LeMans, GTO, Firebird and Grand Prix models with a V8 engine. 2 required. Pre-packaged in OER® poly tube.

548375 67-69 Pontiac V8



1962-67 Nova Power Steering Ram Hoses

Reproduction power steering hoses for 1962-67 Chevy II/Nova models. They install between the control valve and cylinder. These hoses are manufactured to exact specifications and feature the correct gold cadmium plated style finish. Sold in pairs. Pre-packaged in OER® poly tube.

PS68 62-67 2 pieces



1965-68 Chevrolet Big Block Power Steering Adjustor Bracket

GM Restoration Parts

Correct reproduction of the big block power steering bracket used on various Chevrolet models including: 1968 Nova, 1965-68 Impala, Caprice, Biscayne, Bel Air and 1967-68 Camaro models. OE# 3876788.

3876788 65-68 Chevrolet



1965-68 Chevrolet Small Block Power Steering Adjustor Bracket

Factory correct reproduction small block power steering bracket for various Chevrolet models such as: 1965-68 Impala, Caprice, Biscayne, Bel Air and 1967-68 Camaro models.

GM Restoration Parts

OE# 3905366

3905366 65-68 Chevrolet



1969 Chevrolet Big Block Power Steering Pump Brackets

A complete set of reproduction power steering pump brackets for 1969 Chevrolet big block engines. Includes all three correct brackets needed to replace, or add a power steering pump. EDP coated stamped steel.

K1020 69 Chevrolet



1969-72 Chevrolet Small Block Power Steering Brace

GM Restoration Parts

Correct reproduction of the original small block power steering brace for 1969-70 passenger vehicles, 1969-70 Chevelle, 1969-72 Camaro and 1969-72 Nova models. OE# 3959558.

3959558 69-72 Chevrolet

GM Rag Joints

1959-69 GM Rag Joint **OER AUTHORIZED**

OER® Authorized reproduction of the original steering coupling joint for the various GM models listed. This coupler (rag joint) is required to connect the steering column to the steering box.

Chevrolet

- 1967-69 Camaro w/manual steering
- 1968-69 Chevy II/Novo w/manual steering
- 1959-64 Impala/full size w/power & manual steering
- 1965-69 Impala/full size w/manual steering
- 1960-68 truck, Suburban w/ power & manual steering
- 1969 truck, Suburban w/ manual steering
- 1969 Blazer w/ manual steering
- 1963-69 Corvette
- 1964-69 Chevrolet/El Camino w/manual steering

Buick

- 1968-69 Apollo w/manual steering
- 1968-69 Century w/manual steering
- 1962-69 Skylark w/manual steering
- 1962-69 Skylark w/manual steering
- 1961-69 Special w/manual steering

7828391 59-69 GM

1959-69 GM Rag Joint **OER AUTHORIZED**

OER® Authorized reproduction of the original steering coupling joint for the various GM models listed. This coupler (rag joint) is required to connect the steering column to the steering box. For use with vehicles equipped with power steering.

Chevrolet

- 1964-76 Chevrolet/El Camino, w/power steering
- 1964-76 Monte Carlo, w/power steering
- 1965-76 Impala/full size cars, w/power steering
- 1967-76 Camaro, w/power steering
- 1967-68 pickups/Suburbans exc. linkage type power steering
- 1968-76 Nova, w/power steering
- 1969-76 C/K Trucks & Suburbans, w/power steering
- 1969-76 Blazer & Jimmy, w/power steering
- 1971-76 Vega, w/power steering

Buick

- 1959-76 Electra, w/power steering
- 1959-76 Estate Wagon, w/power steering
- 1959-76 LeSabre, w/power steering
- 1959-76 Park Avenue, w/power steering
- 1961-69 Special, w/power steering
- 1962-76 Skylark, w/power steering
- 1962-76 Skylark, w/power steering
- 1963-76 Riviera, w/power steering
- 1964-76 Centurion, w/power steering
- 1964-76 Wildcat, w/power steering
- 1968-76 Apollo, w/power steering
- 1967-76 Century, w/power steering
- 1973-76 Regal, w/power steering

Pontiac

- 1959-61 Ventura, w/power steering
- 1959-76 Sunbird, w/power steering
- 1959-76 Astre, w/power steering
- 1959-76 Bonneville, w/power steering

7828871 59-76 w/power steering

New!



Pontiac

- 1969 Firebird w/manual steering
- 1964-69 full size cars w/manual steering
- 1964-69 Grand Am, w/manual steering
- 1964-69 Grand Prix w/manual steering
- 1964-69 GTO w/manual steering
- 1964-69 Lemans w/manual steering
- 1961-63 Tempest w/manual steering

Oldsmobile

- 1964-69 Cutlass w/manual steering
- 1964-69 442 w/manual steering
- 1964-69 Vista Cruiser w/manual steering

New!



OER AUTHORIZED

1979-91 GM Rag Joint

OER® Authorized reproduction of the original steering coupling joint for the various GM models listed. This coupler (rag joint) is required to connect the steering column to the steering box.

Chevrolet

- 1970-79 Camaro w/manual steering
- 1970-79 Nova w/manual steering
- 1970-79 Impala/full size manual steering
- 1970-77 Chevrolet/El Camino w/manual steering
- 1970-77 Monte Carlo w/manual steering
- 1970-76 truck, Sub., Blazer, Jimmy w/ manual steering
- 1977-87 truck, Sub., Blazer, Jimmy w/ man. & power steering
- 1988-91 EV truck
- 1970-82 Corvette
- 1975-79 Monza

Buick

- 1970-79 Apollo w/manual steering
- 1970-79 Century w/manual steering
- 1970-79 GS w/manual steering
- 1970-79 Skylark w/manual steering
- 1970-79 Skylark w/manual steering
- 1977-79 Apollo w/power steering
- 1977-79 Century w/power steering
- 1977-79 GS w/power steering

Pontiac

- 1970-74 Bonneville w/manual steering
- 1970-74 Catalina w/manual steering
- 1970-76 Firebird w/manual steering
- 1970-76 Grand Prix w/manual steering
- 1970-76 Grand Am w/manual steering
- 1970-76 GTO w/manual steering
- 1970-76 Lemans w/manual steering
- 1970-76 Tempest w/manual steering
- 1971-79 Ventura w/manual steering
- 1971-79 Phoenix w/manual steering
- 1976-80 Astre w/manual steering, w/3/4" input shaft
- 1976-80 Sunbird w/manual steering, w/3/4" input shaft

Oldsmobile

- 1970-77 Cutlass w/manual steering
- 1973-79 Omega w/manual steering
- 1975-80 Starfire w/manual steering, w/3/4" input shaft

Cadillac

- 1977-79 Limousine

7818568 70-91

GM Rag Joints

1977-02 GM Rag Joint

OER® Authorized reproduction of the original steering coupling joint for the various GM models listed with power steering. This coupler (rag joint) is required to connect the steering column to the steering box.

Note: * - Also for use on models with manual steering.

New!



Chevrolet

1977 Vega
1977-79 Nova
1977-80 Monza
1977-83 Malibu
1977-85 & 1994-96 Impala
1977-87 El Camino
1977-88 Monte Carlo
1977-92 Camaro*
1977-96 Caprice
1981 Bel Air
1982-84 S10
1983-94 S10 Blazer
1988-99 CK1500
1988-00 CK2500
1988-02 CK3500

1991-94 Commercial Chassis
1992-96 CK1500 Suburban
1992-96 CK2500 Suburban
1992-96 Blazer
1995-00 Tahoe
1997-99 Suburban 1500

Pontiac

1977 Astro
1977-90 Bonneville
1977-81 Catalina
1977-92 Firebird*
1978-87 Grand Am
1977-83 Grand Lemans
1977-87 Grand Prix
1977-78 Grand Safari
1977-81 Lemans
1983-86 Parisienne
1977-79 Phoenix
1977-80 Sunbird
1977 Ventura

Buick

1977-80 Skylark
1977-81 Skyhawk
1977-81 Century
1977-83 Estate Wagon
1977-84 LeSabre
1977-84 Electra
1977-85 Riviera
1977-87 Regal
1985 LeSabre Limited
1985-89 Electra Estate Wagon
1988-90 LeSabre Estate Wagon
1991-95 Park Avenue
1991-96 Roadmaster

Oldsmobile

1977-92 98
1991-94 Bravada
1977-92 Custom Cruiser
1977-81 & 1985-87 Cutlass
1977-88 Cutlass Supreme
1977-91 Delta 88
1977-79 Omega
1977-80 Starfire
1977-85 Toronado
Cadillac
1977-96 DeVille
1977-96 Fleetwood
1977-85 Seville
1977-85 Eldorado

7826542 77-02 w/power steering

1960-91 GM Steering Coupler Set

Reproduction of the GM steering coupler including bolts, nuts and washers. This universal design can be used for many GM vehicles. For models with and without power steering. Pre-packaged in OER® box.



C2553	67-76	Camaro/Firebird
C2553	65-72	Chevelle
C2553	67-76	Impala
C2553	60-91	Trucks
C2553	68-79	Nova

New!



1979-92 F-Body Steering Shafts with Rag Joint

OER AUTHORIZED
Reproduction intermediate shaft with coupler for 1979-92 Camaro and Firebird models. Fits between the steering gear box and the steering column shaft. Makes installation of the new steering coupler/rag joint, a much easier and safer repair job with no riveting of the coupler necessary. Includes rag joint.

Important: 14470 includes the factory correct plastic shroud that was added to the shaft for 1982-92 models.

Complete Shaft

15028 79-81 w/o shroud

14470 82-92 with shroud

Lower Section Only

748565 79-81



Steering Coupler 12-Point Bolt

Reproduction of the 12-point, grade 8 bolt that secures the steering coupler to the steering shaft on many GM vehicles. The original couplers came with a 12-point bolt in the location where tightening this bolt squeezes the coupler onto the steering shaft. The reason a 12-point bolt must be used is because it is difficult to get a wrench there to tighten up with full turns when the coupler is installed on car. Having the 12-point bolt makes it much easier to install, and makes the part look much more authentic and original. Pre-packaged in OER® polytube.

748612 steering coupler bolt



Steering Coupler Insert Tool

The red inserts were used by the factory for alignment on installation only. After the column is attached to the steering box via the rag joint the red inserts serve to center the steering shaft on the rag joint and then are to be removed. They are meant to align the steering shaft to the rag joint by centering and reducing possible issues associated to binding and improper alignment. Sold as a pair. Pre-packaged in OER® polytube.

748610 steering coupler tool

Chevrolet/Pontiac Engine Parts

1969-77 Manifold Upper Heat Stove

Reproduction exhaust manifold upper heat stove which is used with the air heat tube to preheat the air cleaner temperature sensor. This item mounts on the RH (passenger side) exhaust manifold. The air tube is inserted into this item. Pre-packaged in OER® polytube.



Camaro

1969 V8 with turbo 350
1969 V8 with powerglide
1970 V8 307, 350
1971 V8 without 454
1972 V8 without 402, 454
1973-75 V8 without 454
1976 V8 305, 350, 400
Firebird
1969 77, 305-U

Impala

1972-75 small block
Nova
1969 V8 with turbo 350
1969 V8 with powerglide
1970 V8 307, 350
1971 V8 without 454
1972 V8 without 402, 454
1973-75 V8 without 454
1976 V8 305, 350, 400

338471 69-77



1969-81 Exhaust Manifold Heat Stove

Reproduction lower exhaust manifold heat stove for 1969-81 F-Body and X-Body models listed.

Camaro

1969 8 cyl. with turbo 350
1969 8 cyl. with powerglide
1970 8 cyl. 307, 350
1971 8 cyl. 402, 454
1972 8 cyl. without 402, 454
1973-75 8 cyl. without 454
1977 8 cyl. 305U, 350U
1980-81 8 cyl. 267, 350H, 350L
1978-79 8 cyl. 305U, 305G, 350L

Nova

1969 8 cyl. with turbo 350
1969 8 cyl. with powerglide
1971 8 cyl. 402, 454
1972 8 cyl. without 402, 454
1973-75 8 cyl. without 454
1977 8 cyl. 305U, 350L
1978-79 8 cyl. 305U, 305G, 350L

Firebird

1977 305U
1978-79 305G, 305U, 350L
1980-81 267, 305H

338473 69-81

1964-78 Exhaust Heat Riser Valve

Heat riser valves are located between the exhaust manifold and the head pipe and are used to hasten the warm up of a cold engine. Fits various 1964-78 Chevrolet small block models with 2" headpipe.

Note: Images are shown from the bottom (pipe) side.

1964-72 Chevelle 1967-75 Camaro
1968-70 Nova 1970 Monte Carlo
1973-78 CRGM Truck



3887023 64-78 small block



3890382



3890689

Exhaust Manifold to Headpipe Tube Extension

This is the short extension pipe which slips in between the exhaust manifold and the main head pipe and supports the exhaust pipe packing gasket. Pre-packaged in OER® polytube.

3890382	2" O.D.	small block
3890689	2-1/2" O.D.	big block



1966-79 Pontiac Oil Dipstick Tube

Reproduction engine oil dipstick tube for various Pontiac models listed below. This is the lower dipstick tube to the engine block. Fits models with Pontiac V8 only.

1966-72 w/V8	1971-72 w/455 HO
1973-74 w/V8	1975 w/V8 exc. Ventura
1976-79 V8	

9795830 66-79

1972-79 Firebird Dipstick Tube

Reproduction lower oil dipstick tube for 1972-79 Pontiac V8 models. Manufactured from steel. Routed through the block and is secured to the baffle/windage tray to replace the original precisely. Pre-packaged in OER® polytube.

Note: Installs inside of the block and the bracket attaches to baffle /windage tray.

1972-74 All exc. 307	1975 All
1976 350ci, 400ci, 455ci	1977 350ci, 400ci
1978-79 400ci	

490768 72-79 Firebird



1962-82 GM Carburetor Clip

Reproduction rod clip for carburetor rod to accelerator rod, door lock and tail gate rod on various GM models. This is a 5/32", RH clip. Pre-packaged in OER® polytube.



Chevrolet - Carb Rod Clip	Pontiac - Carb Rod Clip
1967-79 F-Body	1976-79 F-Body
1962-79 X-Body	1976-79 X-Body
1975-79 B-Body	
1976-79 A-Body	
1980-82 Y-Body	
1973-78 Truck	

3962782 RH 5/32"

Chevrolet/Pontiac Engine Parts

Holley 4 bbl. Carburetor Heat Shield

OER® manufactured heat shield for all GM models with Holley Carburetors. This heat shield will help cool the intake charge for better performance. Pre-packaged in OER® plastic bag with header card.



3969835 Holley heat shield

1969-88 Valve Cover PCV Grommet

Correct reproduction valve cover PCV grommet for 1969-74 Camaro Z28 models with aluminum valve covers and 1975-88 Corvette models. 3/4" I.D. x 1-1/8" O.D. with square ramp.



3989349 69-88

1986-92 Chevrolet SB Valve Cover Gaskets

OER® valve cover gaskets for 1986-92 small block Chevy engines with center bolt style valve covers.



80608 86-92 Chevrolet

Valve Cover Grommets **New!**

A correct reproduction of the valve cover grommets for Chevrolet 6 cylinder valve covers and 1968-72 Chevrolet big block valve covers. Included is the 3/4" i.d. x 1-1/4" o.d. PCV valve grommet and a 7/8" i.d. x 1-1/4" o.d. valve cover to air cleaner elbow grommet. Manufactured from oil and fuel resistant rubber. Pre-packaged in OER® polytube.



K0083 68-72

Valve Cover Grommet **New!**

Correct small block valve cover grommet for insertion into the PCV valve hole or the valve cover to air cleaner elbow hole. One each required per car (RH side valve cover). For use with various 1969-84 models with special HIPO 350. Pre-packaged in OER® polytube. Measures 3/4" ID x 15/16" OD.



Camaro
1969 302
1970-72 350 (Z28)
1971-75 w/special HI PO 350
Novo
1971-75 w/special HI PO 350
Full Size Chevrolet
1971-75 w/special HI PO 350

Chevelle
1971-75 w/special HI PO 350
Corvette
1969 350
1970-71 w/special HI PO 350
1971-72
1975-82
1984

3989348 69-84

Valve Cover/Crankcase Grommet **New!**

Correct reproduction of the rubber grommet which inserts into the valve cover where the PCV valve or air cleaner to valve cover elbow is inserted. For use on all engine sizes for the applications listed. Pre-packaged in OER® polytube.

Note: Measures 3/4" ID and fits a 1" hole.



Chevrolet 1981-84 Camaro 1981-84 Impala 1981-84 Caprice 1981-84 Malibu 1981-84 El Camino 1981-84 Monte Carlo 1981-84 Chevette 1980-84 Citation 1982-84 Celebrity	Buick 1980-84 Skylark 1981-84 Riviera 1981-84 Regal 1981-84 LeSabre 1981-84 Electra 1981-84 Century 1980-84 Estate wagon Pontiac 1980-84 Phoenix 1981-84 Firebird 1981-84 Bonneville	1981-84 Grand Prix 1981 LeMans 1981 Catalina 1981 Grand Am 1981-84 T1000 1983-84 Parisienne 1982-84 6000 Oldsmobile 1980-84 Omega 1981-84 Cutlass 1981-84 Toronado 1981-84 Delta 88 1982-84 Custom Cruiser
--	---	---

9776721 80-84 all engines

New!



1965-76 Big Block Spark Plug Wire Retainers

Replace the original missing or broken spark plug wire retainers with these reproduction retainers. Each retainer is reproduced exactly as original. The big block set of 4 includes the correct retainers which attach to the valve covers, as well as the spark plug to distributor clips. Pre-packaged in OER® polytube.

K0087 65-76

1964-81 GM Oil Fill Cap **New!**

Authentic reproduction oil fill cap for various GM models. This cap is manufactured to factory specifications and designed for total originality. Features the correct shape, color, and "S" markings as original. Available in zinc coated or chrome plated. Pre-packaged in OER® box.



3851735

Camaro
1967-68 396
1969 302, 396
1970 w/Hi Perf 350, 396, 454
1973 350, 228
1973-75 w/Hi Perf 350
Chevy II/Novo
1964 230 w/closed vent
1968 350
1968-70 396
1970 w/Hi Perf 350, 396, 454
1973-75 w/Hi Perf 350

Full Size Chevrolet
1965 w/Hi Perf 396
1967 SS w/Hi Perf 427
1965-69 396, 427
1973-75 w/Hi Perf 350
Chevelle
1964 230 w/closed vent
1965-67 396
1970 w/Hi Perf 350, 396, 454
1973-75 w/Hi Perf 350
Corvette
1968-70 427, 454
1969-80 w/Hi Perf 350
1981 350

3851735 64-81 zinc coated

3851736 64-81 chrome

Chevrolet Open Element Air Cleaners

assembly includes lid,
base and element



GM
Restoration
Parts

1966-72 Chevrolet Air Cleaner Assembly & Parts

Exact reproduction open element air cleaner assemblies and components originally installed on many 1966-72 Chevrolet models with special high performance or big block engines. Assembly includes a chrome air cleaner lid with the correct silk screened imprint on the underside as original, an OE type 14" diameter paper air cleaner filter element and black painted base as original. Can also be used with other 4 barrel carbureted engines.

6423907

1967-69 Camaro w/396
1967, 69 Camaro w/302
1968-69 Nova w/396
1967-69 Impala w/427

1966-69 Chevelle w/396
1966-67 Corvette w/427 H1 PO
1969 Corvette w/350 H1 PO

6485239

1970 Camaro w/396
1970 Nova w/396
1970 Chevelle w/396 or 454
1970 Corvette w/350 or 454

6423907	66-69	complete assembly w/chrome lid	curved imprint
6485239	70	complete assembly w/chrome lid	square imprint
6422188	65-72	base only	
6421833	66-69	chrome lid only	curved imprint
6421832	70-72	chrome lid only	square imprint
729891	66-72	paper filter element only	AC # A212CW



3923260



3868842

1966-72 Chevrolet Air Cleaner Elbow

These reproduction 90° elbows insert into the passenger side valve cover and complete the connection to the air cleaner hose. Designed for 1969-72 small block and 1966-72 big block Chevrolet models.

3923260	69-72	small block
3868842	66-72	big block

Air Cleaner Lid Seal

Reproduction air cleaner lid seal for various applications. Designed to seal the air cleaner lid to the base. Pre-packaged in OER® polytube.

K2017



Air Cleaner to Carburetor Gasket

This air cleaner to carburetor gasket is designed for all small or big block engines with Holley or Rochester quadrajets 4 bbl. carburetors. Measures 5-1/8" diameter. Pre-packaged in OER® polytube.

1256633	Holley 4 bbl
1256633	Rochester quadrajets



1963-81 GM Air Cleaner Wing Nut

Air cleaner wing nut for all carburetors with 1/4" carburetor studs. Features a bright chrome finish as original. Pre-packaged in OER® polytube.

219281 63-81 GM



1963-81 GM Carb to Air Cleaner Stud

Service replacement carburetor air cleaner stud for many GM models. Stud measures 1/4"-20 x 2-5/16". Pre-packaged in OER® polytube.

3851738 63-81 GM



1967-70 Chevrolet Air Cleaner Stud

Reproduction air cleaner to carburetor stud for 1967-70 models with the ZL-2 Cowl Induction option and a Holley carburetor. Not for use with Rochester carburetors. Pre-packaged in OER® polytube.

3747933 67-70 Chevrolet

1965-71 GM Air Cleaner Flame Arrester

Reproduction air cleaner flame arrester for various GM models. This small domed mesh cap installs on the upper edge of the air cleaner tube where it protrudes through the inside of the air cleaner base. Designed for all closed element, open element, cowl induction and dual snorkel air cleaners.



1967-69 Camaro w/302, 396
1967 Camaro w/closed positive vent
1965-66 Full Size w/closed vent A.I.R. exc. Fl and 6 cyl
1967 Full Size w/closed positive vent
1969 Full Size w/special HIPO 427
1968-67 Chevelle w/special HIPO 396
1967-68 Chevelle w/special HIPO 327
1967 Chevelle w/closed positive vent
1970 Chevelle w/special HIPO 396, 454
1971 Chevelle w/ducted hood air system 400, 454
1966 Nova w/327
1968 Nova w/327/325hp
1969 Nova w/396
1971 Monte Carlo w/special HIPO 454
1967 Corvette 327, 427 exc. tri-carbs

3849856 65-71 GM

Chevrolet Air Cleaner Emblems

Die-cast air cleaner emblems, featuring correctly painted crossed flags and a superb chrome plated finish. These unique custom emblems are designed with modern adhesive backing for simple application, offering an elegant custom touch to any engine bay containing a Chevrolet big block engine. Designed for use with OER® open element air cleaners only. May not fit other lids where curvatures are different.

Note: This emblem is not for use with 1965 Chevrolet models with the Z16 option.



387-4908



387-4909



387-4910



387-4911



387-4912



387-4913



387-4914



387-4915

Die Cast Crossed Flags Air Cleaner Emblems



These quality die-cast air cleaner emblems are similar in shape and size to the crossed flag decals used on the air cleaners of various big block equipped vehicles of the era. Designed with modern adhesive backing for simple, secure application to our OER® 14" diameter open element air cleaner lid, part# 6421832 or 6421833.

Note: This emblem is designed to fit OER® reproduction 1966-73 open element air cleaner for big block engines.

3874908	396
3874909	427
3874910	454
3874911	502

Die Cast Turbo-Jet Horsepower Emblems



These quality die-cast air cleaner emblems are similar in shape and size to the turbo-jet decals used on the air cleaners of various big block equipped vehicles of the era. Designed with modern adhesive backing for simple, secure application to our OER® 14" diameter open element air cleaner lid, part# 6421832 or 6421833.

Note: This emblem is designed to fit OER® reproduction 1966-73 open element air cleaner for big block engines.

3874912	375 HP
3874913	400 HP
3874914	425 HP
3874915	450 HP

Valve Covers



1986-1992 Chevrolet 5.0, 5.7 Liter Chrome Valve Covers



Unique valve cover designed exclusively to clear original stock rockers. Manufactured in die-cast aluminum and chrome polished to a high luster and includes an earlier ribbed design with black trim on the inside ribbing. Fits all 5.0 and 5.7 center bolt engines. Includes everything you need to mount the covers including valve cover gaskets, mounting bolts, washers, emblem, cap and rubber grommets.

VC200 86-92 valve cover kit

VC200PR 86-92 valve covers only



VC1212

1965-81 Chevrolet 396-454 Valve Covers



Reproduction valve covers feature original factory-type oil drippers and correct spark plug stand mounting points. Versions for power or manual brakes are available in a bright chrome finish or unfinished steel which can be plated or painted to match an engine.

Natural Finish

VC1220	w/o power brakes
VC1216	with power brakes

Chrome Finish


VC1210	w/o power brakes
VC1212	with power brakes

Chevrolet/Pontiac Fan Shrouds

Service Replacement Fan Shrouds

OER®'s line of service replacement style fan shrouds. Produced from molded plastic, each shroud will fit and function as original. These shrouds are a good value for custom cars, restomods, or street driven vehicles when complete originality or cosmetic appearance is not a factor.

***Note:** For 1969 models with a 17" x 20-3/4" radiator core. If radiator core measures 17" x 23" purchase 3893814.



Camaro Fan Shrouds

3945789	67-68	Camaro	big block
3893812A	67-68	Camaro	small block w/o AC
3893814A	67-68	Camaro	small block with AC
3938615A*	69	Camaro	small block
3947619A	69	Camaro	big block
R183	70-79	Camaro	small block w/o AC, upper/lower
3973920	70-72	Camaro	big block
14083793	82-85	Camaro	upper - 5.0L-H, S, 7
14019112	82-85	Camaro	lower - 5.0L-H, S, 7

Chevy II/Novo Fan Shrouds

3878892	62-67	Novo	V8
3945789	68	Novo	big block
3947619A	69-70	Novo	big block
3938613A	69-72	Novo	small block

Firebird Fan Shrouds

9788883A	67-69	Firebird	all
10011265A	70-81	Firebird	V8
10029894	82-85	Firebird	upper - 5.0L-H, S, 7
10019577	82-85	Firebird	lower - 5.0L-H, S, 7



New!

OER® Premier Injection Molded Fan Shrouds

**OER
Premier**

Ensure an authentic restoration by offering OER®'s Premier Line of fan shrouds. Manufactured from high quality injection-molded plastic, each shroud is firmer with cleaner edges than other fan shrouds on the market. Each shroud will fit and function as original with a factory correct cosmetic appearance. These shrouds are for the discerning restorer who demands the highest quality fan shroud on the market with a superb original appearance!

***Note:** For 1969 models with a 17" x 20-3/4" radiator core. If radiator core measures 17" x 23" purchase 3893814.



Camaro Fan Shrouds

3893812B	67-68	Camaro	small block w/o AC
3893814B	67-68	Camaro	small block with AC
3938615B	69	Camaro	small block
3947619B	69	Camaro	big block
748623	70-81	Camaro	small block, w/AC (2 pc)

Chevy II/Novo Fan Shrouds

3947619B	69-70	Novo	big block
3938613B	69-72	Novo	small block

Firebird Fan Shrouds

9788883B	67-69	Firebird	all
10011265B	70-81	Firebird	all

Fan Shroud Parts



1967-81 Camaro/Firebird Lower Fan Shroud Mounting Clips

OER® reproduction of the lower fan shroud mounting clip ensures correct mounting of OEM style fan shrouds. Fits 1967-81 Camaro, 1967-69 Firebird.

K10100 67-81 F-Body



1967-70 GM Lower Shroud Clip

Attaches to the lower RH side of the fan shroud and radiator. For use on 1967-69 Camaro and 1968-70 Chevy II/Nova models originally equipped with factory Harrison radiators.

3899881 67-70 RH



1968-72 Nova Big Block Fan Shroud Bracket

A correct reproduction of the original big block fan shroud bracket. This unique bracket was used exclusively with big block engines and factory installed radiators on 1968-72 models.

3947621 68-72 big block



1969 Camaro Big Block Fan Shroud Bracket

Reproduction of the original fan shroud bracket including 3 mounting nuts. This simple design is for use with 1969 Camaro big block models only. Packaged in OER® chipboard box.

3947622 69 big block



1967-69 Camaro/Firebird

Fan Shroud Bracket Restoration Parts

Includes mounting clip nuts. Packaged with OER® header card with GM Restoration Parts™ logo.

3938612 67-69 Camaro/Firebird



1968-81 GM Small Block Radiator Retainer Pad

Reproduction of the original radiator retainer pad for use on all applications listed below using a pad with 62mm cut-out. Pre-packaged in OER® chipboard box.

1968 Chevy II, Chevelle
1970-75 Chevelle, Full Size, Camaro
1971-79 Nova, Ventura, Omega
1976 Chevelle, Full Size, Camaro
1977 Chevelle, Camaro
1978-81 Camaro
1973-80 C/K Series Trucks

371189 68-81 small block



1968-91 Chevrolet Big Block Radiator Retainer Pad

Authentic OER® reproduction of the rubber radiator retainer mount pad for the various Chevrolet models listed below. Includes 3.08" cutout.

1968-75 Chevelle w/big block
1970-71 Camaro w/big block
1973-76 Impala w/big block
1985-86 Impala w/4.3L Z
1973-86 C/K Truck Models
1987-91 R/V Truck Models

6264100 68-91 big block



1982-92 Camaro Radiator Support Filler Panel

Reproduction radiator support filler panel for 1982-92 Camaro models. This panel fits above the radiator support and acts as a filler between the hood and radiator support assembly. Installation kit has all necessary hardware for mounting the radiator filler panel. Pre-packaged in OER® box.

14019578 82-92 filler panel
R8292 82-92 installation kit

1969 Firebird Upper Baffles New! with AC

OER® correct steel reproduction upper baffles for 1969 Firebird models with 400 engines or models originally equipped with factory AC. The upper baffles are installed between the radiator support and hood lock catch plate. Includes LH and RH baffles. Pre-packaged in OER corrugated box.



748596 69 with AC

J-Nut Assembly AUTHORIZED

Reproduction of the J-nut that was used for the installation of many products on the front end of various GM models from 1959-74. Nuts feature a black phosphate coating as original. Sold individually or in a money saving kit of 10.



3784845 5/16"-18 thread
K1550 kit of 10

5/16"-18 Hex Head Bolt

AUTHORIZED

Reproduction of the hex washer head bolts that was used for the installation of many products on the front end of various GM models from 1959-74. Bolts feature a black phosphate coating as original. Sold individually or in a money saving kit of 10.



Individual

10084 3/4" length
10362 13/16" length
X600750 1-1/4" length

Kit of 10

K1551 3/4" length
K1552 13/16" length
K1553 1-1/4" length

Chevrolet/Pontiac Body Mount Components



K3025



K3088

1967-81 Camaro Subframe Body Mount Bushing Sets

OER® has the finest quality subframe bushings the market has to offer and it's all included in one convenient set! Replace original, worn out subframe body mounts with these OEM quality bushing sets. Each pre-packaged set contains all shouldered rubber bushings, including the radiator support bushings. Packaged in a OER® poly bag with OER® logo.

K3025	67-68	12 piece set
K3026	69	12 piece set
K3028	70-72	12 piece set
K3088	73-81	12 piece set

1967-81 Firebird Subframe Body Mount Bushing Sets

OER® has the finest quality subframe bushings the market has to offer and it's all included in one convenient set! Replace original, worn out subframe body mounts with these OEM quality bushing sets. Each pre-packaged set contains all shouldered rubber bushings, including the radiator support bushings. Packaged in a OER® poly bag with OER® logo.

K3025	67-68	12 piece set
K3026	69	12 piece set
K3028	70	12 piece set
K3025	71-72	12 piece set
K3088	73-75	12 piece set
K3033	76	12 piece set
K3088F	77-81	12 piece set

1968-79 Nova Subframe Body Mount Bushing Sets

OER® has the finest quality subframe bushings the market has to offer and it's all included in one convenient set! Replace original, worn out subframe body mounts with these OEM quality bushing sets. Each pre-packaged set contains all shouldered rubber bushings, including the radiator support bushings. Packaged in a OER® poly bag with OER® logo.

K3025	68-69	12 piece set
K3026	70-72	12 piece set
K3034	73-74	12 piece set
R892	75-76	12 piece set
R893	77-79	12 piece set



GM Restoration Parts

1967-69 Camaro/Firebird Body Mount Hardware Kit

Each kit contains all correct bolts and washers used to mount the subframe body bushings. Replaces original rusted, burred, stripped or otherwise damaged originals. Excellent for use when replacing complete subframe cushions. Pre-packaged on OER® shrink-wrap card with the GM Restoration Parts™ logo.

K3027 67-69 Camaro



GM Restoration Parts

1967-81 Radiator Support Bushing & Hardware Kit

This kit for 1967-81 GM F-Body and 1968-74 Nova includes all the correct bushings, bolts and washers to completely remount the radiator support. Packaged on OER® shrink-wrap card with GM Restoration Parts™ logo.

1967-81 Camaro/Firebird
1968-74 Nova

K3029 67-81



GM Restoration Parts

1967-69 Camaro/Firebird Subframe Mounting Plates

A complete kit of subframe mounting plates will take care of the rotted out, crucial areas where subframe bushings mount. After years of abuse, the plates may become damaged beyond repair. These new plates will secure the subframe and aid in front end sheet metal alignment. Includes the rear subframe plates, middle frame plates and the core support plates. Packaged on OER® shrink-wrap card with GM Restoration Parts™ logo.

K998 67-69 Camaro/Firebird



GM Restoration Parts

1961-64 Impala Body Mount Hardware Kit

A complete kit of body mount bushing hardware for 1961-64 full size Chevrolet hardtop and sedan models that will replace the existing rusted or missing originals. Includes all necessary bolts, washers and nuts to mount the body to the frame. Packaged in bag with OER® header card and GM Restoration Parts logo.

R1034 61-64 Impala hardtop/sedan

Chevrolet Body Mount Components

1965-70 Impala - Bel Air - Caprice - Biscayne Body Mount Bushings

OER® offers the Impala restorer the finest in pure restoration with these OE reproduction subframe bushing sets. Replacing the original bushings with rubber reproductions is a sure way of retaining originality and mounting the body exactly the way the factory intended. Each bushing is designed and manufactured to replicate the original in every detail. Each pre-packaged set

contains all the necessary upper and lower rubber bushings required to mount the body. Each mount is produced using correct compression molded S.B.R. with steel sleeve inserts where required. Fits all 1965-70 Impala, Caprice, Bel Air and Biscayne 2 door and convertible models.



1965-66 2 Door Hardtop/Sedan Body Mount Bushing Set

Reproduction body mount bushing set designed to replace the body mounts on all 1965-66 Chevrolet full size passenger car models. Includes 24 pieces.

BM10038 65-66 2 door hardtop/sedan



1967-68 Convertible Body Mount Bushing Set

Reproduction body mount bushing set designed to replace the body mounts on all 1967-68 Chevrolet full size passenger car models. Includes 22 pieces.

BM10068 67-68 convertible



1965-66 Convertible Body Mount Bushing Set

Reproduction body mount bushing set designed to replace the body mounts on all 1965-66 Chevrolet full size passenger car models. Includes 28 pieces.

BM10048 65-66 convertible



1969-70 2 Door Hardtop/Sedan Body Mount Bushing Set

Reproduction body mount bushing set designed to replace the body mounts on all 1969-70 Chevrolet full size passenger car models. Includes 22 pieces.

BM10078 69-70 2 door hardtop/sedan



1967-68 2 Door Hardtop/Sedan Body Mount Bushing Set

Reproduction body mount bushing set designed to replace the body mounts on all 1967-68 Chevrolet full size passenger car models. Includes 18 pieces.

BM10058 67-68 2 door hardtop/sedan



1969-70 Convertible Body Mount Bushing Set

Reproduction body mount bushing set designed to replace the body mounts on all 1969-70 Chevrolet full size passenger car models. Includes 22 pieces.

BM10088 69-70 convertible

Chevrolet/Pontiac Radiator Supports



152657

1967-89 F-Body Reproduction Radiator Support

Reproduction radiator support for 1967-69 Camaro and Firebird models. Stamped from brand-new tooling, each support features correct gauge sheet metal, OE style contours, and correctly located pre-punched holes for the attachment of fan shrouds, wiring harnesses, and front end components. Each radiator support is configured for the specific model year as listed below. Pre-packaged in OER® corrugated box.

Note: Shipped double oversize.

152657	67-68	F-Body
152666	69	F-Body



525728



10010664

1970-81 Firebird Radiator Support

Reproduction radiator core support. Installs onto the front frame rails. Manufactured in stamped steel using an all-new tooling, these core supports replicate the original in every detail with correct mounting holes for the radiator, horn relays, horn, regulator and radiator overflow bottle. For all 1970-81 Firebird models, regardless of engine or option group. Pre-packaged in an OER® box.

Note: Shipped double oversize.

488282	70-72	Firebird
525728	73-76	Firebird
10010664	77-81	Firebird



1967-89 F-Body Replacement Style Radiator Support

Each support is ready to install and features pre-drilled holes for easy installation in any 6 cylinder or 8 cylinder F-body model including big blocks. This radiator support is a universal fit replacement style support for all 1967-69 Camaro/Firebird models regardless of model or options. Pre-packaged in OER® box.

Note: Shipped double oversize.

CM2101	67-69	F-Body
--------	-------	--------



327515

1966-74 Chevy II/Nova Radiator Supports

High quality reproduction radiator support for all 1966-74 Chevy II/Nova models except 1974 with air conditioning or heavy duty radiator. These stamped steel, EDP coated supports feature pre-drilled holes for easy installation and will replace damaged or rusted originals.

Note: Shipped double oversize.

C2482	66-67	Chevy II/Nova	all
C2483	68-74	Chevy II/Nova	6 cylinder
C2484	68-72	Chevy II/Nova	V8 big block
327515	68-74	Chevy II/Nova	V8 small block

1970-73 Camaro Radiator Support AUTHORIZED

This is the support unit located directly behind the grill area where the radiator mounts. We offer a high quality reproduction support to replace damaged or rusted originals. Each support is ready to install and features pre-drilled holes for easy installation to 6 or 8 cyl. Camaro models. This support is for all 1970-73 Camaro models regardless of model or options.

Note: Shipped double oversize.

3967147	70-73	Camaro
---------	-------	--------

Chevrolet/Pontiac Radiator Supports

New!



B1709

OER AUTHORIZED

1962-64 Impala/Full Size Chevrolet Radiator Support

Reproduction radiator support for 1962-64 Impala / full size models. Manufactured in OE gauge steel featuring all original contours and details. EDP coated for rust prevention.

Note: Shipped double oversize.



B1756A	62	Impala/Full Size
B1757A	63	Impala/Full Size
B1709	64	Impala/Full Size

New!



OER AUTHORIZED

1965-68 Impala/Full Size Radiator Support Spacer Bracket

Reproduction radiator mount spacer bracket for 1965-68 full size Chevrolet models. This bracket mounts between the radiator and core support and is manufactured to original specifications. GM offered mounting brackets in 4 different thicknesses. Each bracket is 1-3/4" thick x 25-5/8" inside width and 27" mounting bolt centers.

B1718	65-68	Impala/Full Size
-------	-------	------------------

New!



B1741

B1742B

OER AUTHORIZED

1963-64 Full Size Upper Radiator Support Brace

Reproduction radiator support brace for 1963-64 Impala / full size models. Manufactured in OE gauge steel as original. Also called the fender tie bar or grille bar; this component was installed on top of the radiator support. EDP coated for rust prevention.

B1741	63	Full Size
B1742B	64	Full Size

New!



10182029

1982-92 F-Body Radiator Opening X-Braces

Reproduction radiator cross bar braces for all 1982-92 Camaro and Firebird models. These steel rods form an X and add stability to the radiator support. Sold as a pair, 1 pair required per vehicle. Made in the USA. Pre-packaged in OER® polytube.

10182032	82-92	Camaro
10182029	82-92	Firebird

1967-69 F-Body, 1968-74 X-Body Subframe Nut and Cage

New!



OER® reproduction of the sub frame cage nut used to fasten the body and sub frame together. Repair often torn, rusted or damaged mounting points on GM vehicles. Manufactured in high strength stamped and machined steel. Each nut must be welded in place. Sold individually. Use as required. Pre-packaged in OER® polytube.

C122	67-69	F-Body
C122	68-74	X-Body

Subframes

1967-69 Camaro/Firebird 1968-72 Chevy II/ Nova Complete Subframes

Correct reproduction of the subframe for 1967-69 Camaro/Firebird and 1968-72 Chevy II/Nova models. These complete assemblies feature extra bracing to the lower crossmembers for added strength when jacking up the car. Designed for an authentic appearance with OEM welds and all the correct holes and brackets as original. Available without a transmission crossmember or with a TH400 transmission crossmember installed.

Note: Shipped truck freight.

Subframe Without Crossmember

K44716	67	Camaro/Firebird
K44717	68	Camaro/Firebird
K44717	68	Chevy II/Nova
K44718	69	Camaro/Firebird
K44718	69-72	Nova

Subframe With TH400 Transmission Crossmember

K44725	67	Camaro/Firebird
K44726	68	Camaro/Firebird
K44726	68	Chevy II/Nova
K44727	69	Camaro/Firebird
K44727	69-72	Nova



OER AUTHORIZED



1967-74 Camaro/Nova TH400 Crossmember

OER® manufactured crossmember for 1967-69 Camaro models and 1968-74 Chevy II/Nova models with big block engines and TH400 transmissions. This crossmember can be used to replace a damaged or missing original or to install a TH400 in an original Powerglide or TH350 equipped Camaro.

1967-69 Camaro 1968-74 Chevy II/Nova

3912573	67-74	Camaro/Nova	big block
---------	-------	-------------	-----------

New!



OER AUTHORIZED

1970-74 F-Body TH400 Crossmember

Reproduction TH400 transmission crossmembers for early 2nd gen Camaro and Firebird models. The Turbo 400 crossmember is a must for 1970-74 models being converted from powerglide or TH350 to a TH400 transmission. Used on all vehicles with small block or big block engines. Available EDP coated for rust prevention or finished in a special weld-through primer that requires minimal preparation.

3964819	70-74	F-Body	EDP coated
3964819W	70-74	F-Body	Weld-Thru coated

Sub Frame/Mounts



OER AUTHORIZED

1969, 1972 302 & 350 Frame Mounts

Every 1969 Camaro Z28 302 or SS Camaro and Nova models equipped with a Hi-Performance 350 requires these specific engine frame brackets to position the engine correctly and allow for proper hood clearance. Also used on 1972 Nova 350.

E291	69,72
------	-------

1967-72 Camaro/Nova Small Block Engine Frame Mounts **OER AUTHORIZED**

Correct replacement engine frame mount brackets for small block equipped Camaro 1967-68 302, 1967-69 327, 1967-68 350, and Nova models 1968-72 307, 1968 327 and 1970-71 350. Each engine mount is stamped with R or L depending on side.

3955183	67-72	LH
3955184	67-72	RH



1967-69 Firebird Engine Frame Mounts

Correct reproduction engine frame mount brackets for 1967-69 Firebird models with V8 engines. These brackets are stamped in steel and ready to install. Sold in 4 piece sets. Pre-packaged in OER® poly tube.

K576	67-69	Firebird V8
------	-------	-------------

New!



B1726

B1727

OER AUTHORIZED

1958-64 Full Size Chevrolet Engine Frame Mounts

Reproduction engine frame mount brackets designed for use on 1958-64 full size Chevrolet car models with a V8 and 1963-64 models with 6 cylinder engines. Includes both LH & RH frame brackets.

B1726	58-64	V8
B1727	63-64	6 cylinder



1967-68 Chevrolet Big Block Engine Frame Mounts

Correct replacement engine frame mount brackets for 1967-68 396 Camaro and 1968 396 Nova. These frame mount brackets are stamped in steel and are ready to install. Sold in pairs.

K702	67-68	LH & RH
------	-------	---------



1969-70 Chevrolet Big Block Engine Frame Mounts

Correct replacement engine frame mount brackets for 1969 396 big block equipped Camaro models. These frame mount brackets are stamped in steel and are ready to install. Sold in pairs. Pre-packaged in OER® poly tube.

1969	Camaro	1969-70	Nova
K701	69-70	LH & RH	

1972-81 F-Body Engine Mount Brackets

Engine mount brackets for 1972-81 F-body models with Chevrolet engines. Each bracket is correct in appearance and manufactured in OE thickness stamped steel material. Fits LH or RH, 2 required.

1980-81	Camaro 267	1972-81	Camaro 350	1978-81	Firebird 305
1976-81	Camaro 305	1972	Camaro 402	1978-79	Firebird 350
1972-73	Camaro 307	1981	Firebird 267		

332648	72-81	LH or RH (2 required)
--------	-------	-----------------------



New!



1955-57 Motor Mounts 6 Cyl/V8

This is a reproduction of the stock front motor mounts for all 1955-57 Chevrolet cars with either a 6 cylinder or V8 engine. The set includes the bushings, stud, washers and nuts. One set does one side. 2 sets required per car Pre-packaged in OER® polytube.

TF700110	55-57	6 cyl & V8
----------	-------	------------

Camaro Replacement Hoods



1967-69 Camaro Standard Hood OER AUTHORIZED

This is a correct reproduction standard hood for 1967-69 Camaro models. Each hood is produced using high quality, EDP coated steel and made to original specifications. Features correct under hood bracing and is ready to prep, paint and install.

Note: Shipped truck freight.

3938617 67-69 Camaro



OER AUTHORIZED

1967-69 Camaro 4" Cowl Induction Hood

Cowl induction style hood panel for 1967-69 Camaro models with additional clearance for high rise or tunnel ram intake manifolds. Reproduction hoods are produced using high quality, EDP coated steel which is ready to prep and paint to your desired color. Each hood fits just like the originals, featuring correct under hood bracing.

Note: Shipped truck freight.

3957504 67-69 Camaro



1967-69 Camaro Super Sport Hood OER AUTHORIZED

This is a correct reproduction of the Super Sport hood which was originally installed on all 1967-69 Camaro models equipped with high performance 350 or 396 engines. Each hood is produced using high quality, EDP coated steel and made to original specifications, including correct area for hood louvers (*sold separately*). Use factory or reproduction hinges and latch. Features correct under hood bracing and is ready to prep, paint and install.

Note: Shipped truck freight.

1662483 67-69 Camaro



OER AUTHORIZED

1967-69 Camaro 2" Cowl Induction Hood

This is a correct reproduction of the Cowl Induction hood which was originally installed on 1969 Camaro Z28 models. These hoods will accommodate factory or reproduction cowl induction system parts (*sold separately*) to make it functional and are produced using high quality, EDP coated steel. Use factory or reproduction hinges and latch. Features correct under hood bracing and is ready to prep, paint and install. Originally installed on 1969 models, this hood can be installed on any 1967-69 Camaro models.

Note: Shipped truck freight.

3949708 67-69 cowl induction hood (reproduction)



1967 Camaro SYC 427 Yenko® Hood YENKO LICENSED PRODUCT

Back in the midst of the factory muscle car era, there

were several

Chevrolet

dealerships

that decided to

"up the ante". Two

of these dealerships were

Baldwin Chevrolet and Yenko®

Chevrolet which both created their

own special Camaro. These super high performance Camaro models featured

special distinctive hoods. OER® is proud to offer a quality reproduction of this very

hood which was originally found on 1967 Yenko® SYC 427 Camaro, 1968 Baldwin

Motion Camaro and optional on 1969 Baldwin Motion Camaro models. This

reproduction can be installed on any 1967-69 Camaro.

Important: Not for use with original hood latch assembly, hood pins recommended. Hood pin

mounting locations are scored on underside of hood for easy drilling.

Note: Shipped truck freight.

K1967 67 Yenko® fiberglass hood

3965713 67 hood prop, 1 required



1968 Camaro SYC 427 Yenko® Hood YENKO LICENSED PRODUCT

Once upon a time the only way to

obtain this hood was

to buy the

entire vehicle

from a Yenko®

dealer, OER® offers

the chance to purchase the

hood separately! This fiberglass

reproduction is an exact duplicate of the

original article. Installs on all 1968 Yenko® SYC 427 Camaro, but may also be

installed on any 1967-69 Camaro for a retro performance or custom appearance.

Recommended for use without hood springs. Use 3965713 hood prop.

Important: Not for use with original hood latch assembly, hood pins recommended. Hood pin

mounting locations are scored on underside of hood for easy drilling.

Note: Shipped truck freight.

K966 68 Yenko® fiberglass hood

3965713 68 hood prop, 1 required



Camaro/Firebird Replacement Hoods

1970-81 Standard Camaro Hood

Reproduction hood for all 1970-81 Camaro models. Each

hood is produced using high quality, EDP coated steel and made to original specifications.

Use factory or reproduction hinges and latch.

Features correct under hood bracing and is ready to prep, paint and install.

Note: Shipped truck freight.

14030758 70-81 Camaro



1967-69 Firebird 400 Hood

Steel reproduction of the original 1968-69 Firebird 400 hood. This hood

is designed and manufactured to original specifications for a perfect fit, offering a high quality appearance

for any serious restorer. Originally installed on 1968-69 Firebird models, this hood can be used on 1967 models as well. Each hood is shipped in a heavily packed OER® corrugated box ensuring a maximum amount of protection.

Note: Shipped truck freight.

9793430 67-69 Firebird



1970-81 Firebird/Trans Am Hood

Reproduction hood for 1970-81 Firebird and Trans Am models. These

steel hoods are manufactured to factory specifications using high grade steel as original. Each hood features

the original shape, contours, and correct underhood bracing. All hoods are EDP coated for rust resistance and are ready

to prep and paint to the desired color. Pre-packaged in OER® Authorized box.

Note: Shipped truck freight.

15135	1970-76	Firebird/Trans Am	standard hood
15168	1977-81	Firebird/Trans Am	standard hood
15136	1970-76	Firebird/Trans Am	shaker hood
15169	1977-81	Firebird/Trans Am	shaker hood



1970-81 Camaro Cowl Induction Hood

OER AUTHORIZED

Reproduction


cowl induction style hood for 1970-

81 Camaro models with a 2" rise for a custom, high performance look.

These hoods are produced using high quality, EDP coated steel which is ready to prep and paint to your desired color. Use factory or reproduction hinges and latch. Each hood fits just like the original, featuring correct under hood bracing.

Note: Shipped truck freight.

1680403 70-81 Camaro




1982-84 Camaro Z28 Fiberglass Hood

Reproduction hood for 1982-84 Camaro Z28 models. This OE style Z28 hood is manufactured in fiberglass and features underside ribbing like the original design.

Note: Shipped truck freight.

14047994 82-84 Z28



1985-92 Camaro Z28 Hoods

Original style Z28 hoods for 1985-92 Camaro models. These hoods are produced using high quality, EDP coated steel which is ready to prep and paint to your desired color. Use factory or reproduction hinges and latch. Each hood fits just like the original, featuring correct under hood bracing. Pre-packaged in OER® Authorized box.

Note: Shipped truck freight.

1668008 85-92 Z28



OER AUTHORIZED

1982-92 Camaro Cowl Induction Hoods

Aftermarket cowl induction style hoods for 1982-92 Camaro models with 2" or 4" rise for a custom, high performance appearance. These hoods are produced using high quality, EDP coated steel which is ready to prep and paint to your desired color. Use factory or reproduction hinges and latch. Each hood fits just like the originals, featuring correct under hood bracing. Pre-packaged in OER® Authorized box.

Note: Shipped truck freight.

1668292	82-92	Camaro	2" cowl induction
1668294	82-92	Camaro	4" cowl induction

Chevrolet/GMC Truck Hoods

1962-66 Chevrolet Pickup Hood Extension AUTHORIZED

Reproduction of the hood extension repair panel for all 1962-66 Chevrolet pickup models. Manufactured in stamped steel to factory specifications for proper fit and is EDP coated for rust prevention. Comes pre-packaged in OER® box.

Note: Shipped oversize.



3786016 62-66 Chevrolet Pickup



1967-68 Chevrolet/GMC Hoods AUTHORIZED

Reproduction standard style hood for 1967-68 Chevrolet/GMC pickup and Suburban models. Manufactured using high quality, EDP coated steel which is ready to prep and paint to the desired color. The use of factory or reproduction hinges and latches is required. Each hood fits just like the original, featuring correct under hood bracing.

Note: Shipped truck freight.



T70295 67-68 Chevrolet/GMC



AUTHORIZED

1967-68 Cowl Induction Chevrolet/GMC Hood

Reproduction 2" cowl induction style hood for 1967-68 Chevrolet/GMC pickup and Suburban models. Manufactured using high quality, EDP coated steel which is ready to prep and paint to the desired color. The use of factory or reproduction hinges and latches is required. Each hood fits just like the original, featuring correct under hood bracing.

Note: Shipped truck freight.



T70308 67-68 Chevrolet/GMC



AUTHORIZED


1969-72 Chevrolet/GMC Cowl Induction Hood

Reproduction cowl induction style hood for 1969-72 Chevrolet/GMC pickup, Blazer/Jimmy and Suburban SUVs, with a 2" rise for a custom, high performance look. This hood is produced using high quality, EDP coated steel which is ready to prep and paint to the desired color. Use factory or reproduction hinges and latch. Each hood fits just like the original, featuring correct under hood bracing.

Note: Shipped truck freight.



T70309 69-72



T70310

AUTHORIZED

1973-80 C/K Series Truck Cowl Induction Hoods


Cowl induction style steel hoods for 1973-80 Chevrolet/GMC C/K series pickup, Blazer/Jimmy and Suburban models. All hoods feature a 2" rise for a slick high performance look.

Note: Shipped truck freight.



T70310 73-80 sunken spine style cowl

T70809 73-80 traditional cowl



T70810

AUTHORIZED

1981-91 C/K, R/V Truck Cowl Induction Hood

Cowl induction style steel hood for 1981-91 Chevrolet/GMC C/K, R/V pickup, Blazer/Jimmy and Suburban models. All hoods feature a 2" rise for a custom, high performance look. Shipped in OER® box.

Note: Shipped truck freight.




T70311 81-86 C/K sunken spine style cowl

T70810 81-86 C/K traditional cowl

T70311 87-91 R/V sunken spine style cowl

T70810 87-91 R/V traditional cowl



AUTHORIZED

1982-94 S/T Series Truck Cowl Induction Hood

Reproduction cowl induction style hood for 1982-93 Chevrolet/GMC S/T series mid size pickup and 1983-94 S/T series mid size Blazer/Jimmy SUVs with a 2" rise for a custom, high performance look. Shipped in OER® box.

Note: Shipped truck freight.



T70315 82-93 S/T pickup

T70315 83-94 S/T Blazer/Jimmy

Chevrolet/GMC Truck Hoods



OER AUTHORIZED

1992-01 C/K Series SUV Cowl Induction Hood

Reproduction cowl induction style hood for 1992-01 Chevrolet/GMC C/K series Tahoe/Yukon and Suburban models with a 2" rise for a custom, high performance look. Each hood fits just like the original, featuring correct under hood bracing. Shipped in OER® box.

Note: Shipped truck freight.



170312 92-01



OER AUTHORIZED

1999-05 Sierra Pickup Cowl Induction Hood

Reproduction cowl induction style hood for 1999-05 GMC Sierra pickup. Each hood fits just like the original, featuring correct under hood bracing. Shipped in OER® box.

Note: Shipped truck freight.



170314 99-05



OER AUTHORIZED

1988-02 C/K Series Truck Cowl Induction Hood

Reproduction cowl induction style hood for 1988-02 Chevrolet/GMC C/K series pickup models with a 2" rise for a custom, high performance look. Each hood fits just like the original, featuring correct under hood bracing. Shipped in OER® box.

Note: Shipped truck freight.



170312 88-02



OER AUTHORIZED

1999-05 Chevrolet Silverado Cowl Induction Hood

Reproduction cowl induction style hood for 1999-05 Chevrolet Silverado pickup models with a 2" rise for a custom, high performance look. Each hood fits just like the original, featuring correct under hood bracing. Shipped in OER® box.

Note: EDP coated steel which is ready to prep and paint to your desired color.



170313 99-02

170681 03-05



OER AUTHORIZED

1994-03 S/T Series Truck Cowl Induction Hood


Reproduction cowl induction style hood for 1994-03 Chevrolet/GMC S/T series mid size pickup and 1995-03 S/T series mid size Blazer/Jimmy SUVs with a 2" rise for a custom, high performance look. Each hood fits just like the originals, featuring correct under hood bracing. Shipped in OER® box.

Note: Shipped truck freight.



170316 94-03 S/T pickup

170316 95-03 S/T Blazer/Jimmy



OER AUTHORIZED

2002-06 Tahoe/Suburban Cowl Induction Hood

Reproduction cowl induction style hood for 2002-06 Chevrolet Tahoe and Suburban SUV models with a 2" rise for a custom, high performance look. These hoods are produced using high quality, EDP coated steel which is ready to prep and paint to your desired color. Use factory hinges and latch. Each hood fits just like the original, featuring correct under hood bracing. Shipped in OER® box.

Note: Shipped truck freight.



170313 02-06

Chevy II/Nova Hoods



1962-85 Chevy II/Nova Hood OER AUTHORIZED

Reproduction standard hood for 1962-65 Chevy II/Nova models. Each hood is produced using high quality, EDP coated steel and made to original specifications. Use factory or reproduction hinges and latch. Features correct under hood bracing and is ready to prep, paint and install.

Note: Shipped truck freight.

3826866 62-65 Chevy II/Nova



OER AUTHORIZED

1962-85 Chevy II/Nova 2" Cowl Induction Hood

Reproduction cowl induction style hood for 1962-65 Chevy II/Nova models with a 2" rise for a custom, high performance look. Each hood is produced using high quality, EDP coated steel. Use factory or reproduction hinges and latch. Features correct under hood bracing and is ready to prep, paint and install.

Note: Shipped truck freight.

3826866C 62-65 Chevy II/Nova



New!



1966-87 Chevy II/Nova Hood OER AUTHORIZED

All steel reproduction Chevy II/Nova hood. Each hood is manufactured to exact factory specifications for an authentic appearance and fit. Finished in a semi-flat black EDP coating to prevent rust and is ready to prep, prime and paint.

Note: Shipped truck freight.

3872998 66-67 Chevy II/Nova



OER AUTHORIZED

1966-87 Chevy II/Nova 2" Cowl Induction Hood

Reproduction cowl induction style hood for 1966-67 Chevy II/Nova models with a 2" rise for a custom, high performance look. Each hood is produced using high quality, EDP coated steel. Use factory or reproduction hinges and latch. Features correct under hood bracing and is ready to prep, paint and install.

Note: Shipped truck freight.

N6667 66-67 Chevy II/Nova



OER AUTHORIZED

1968-72 Chevy II/Nova Standard Hood

Reproduction standard hood for 1968-72 Chevy II/Nova models. Manufactured in stamped steel to factory specifications for an authentic fit and appearance and is EDP coated to prevent rust. Features correct under hood bracing and comes ready to prep, paint and install. Will install with factory or reproduction hinges and latch.

Note: Shipped truck freight.

3938623 68-72 Chevy II/Nova



341058C



3974589C

OER AUTHORIZED

1968-74 Chevy II/Nova Cowl Induction Hood

Reproduction cowl induction style hood for 1968-74 Chevy II/Nova models with a 2" or 4" rise for a custom, high performance look. Each hood is produced using high quality, EDP coated steel. Use factory or reproduction hinges and latch. Features correct under hood bracing and is ready to prep, paint and install. Pre-packaged in OER® box.

Note: Shipped truck freight.

3974588C 68-72 Chevy II/Nova 2" rise

341058C 73-74 Chevy II/Nova 2" rise

3974589C 68-72 Chevy II/Nova 4" rise



Chevrolet/Pontiac Hoods & Components



1963 Full Size Chevrolet Hood Restoration Parts

OER® manufactures this outstanding all steel reproduction of the 1963 full size Chevrolet hood. This hood is designed and manufactured to original specifications for a perfect fit, offering a high quality appearance for any serious restorer, and will install on all Impala, Bel Air and Biscayne models. Each hood is shipped in a heavily packed OER® corrugated box ensuring a maximum amount of protection.

Note: Shipped truck freight.



3817605 63 Full Size Chevrolet



1964 Impala Hood Restoration Parts

OER® manufactures this outstanding all steel reproduction of the 1964 Impala hood. This hood is designed and manufactured to original specifications for a perfect fit, offering a high quality appearance for any serious restorer. Featuring the proper mounting holes for the Impala chrome hood spear (sold separately), access is provided on the underside of the hood for trim attaching hardware.

Originally installed on 1964 Impala models, this hood can be used on Bel Air or Biscayne models by adding the Impala hood spear, or, filling the holes provided for the hood spear. Each hood is shipped in a heavily packed OER® corrugated box ensuring a maximum amount of protection.

Note: Shipped truck freight.



385452 64 Impala

New!



1965-66 Impala/Caprice Hood

Replacement hood with pre-drilled hood spear holes for 1965-66 Impala and Caprice models. Stamped from quality steel to factory specifications, this hood's features correct underhood bracing for a proper fit. EDP coated for rust prevention.

Note: Shipped truck freight.



3852872A 65-66 Impala/Caprice



1965-69 Hood Insulation Fastener Set Restoration Parts

Excellent quality OER® reproduction of the original hood insulation fasteners for 1965-69 Impala/full size models and 1967-69 Camaro and Firebird models. Produced with original materials and cosmetically correct in every way! Complete kit includes 20 fasteners. OE # 3909199. Pre-packaged with OER® header card.

K531 65-69 20 piece set



1967-69 F-Body Hood Adjust Screw and Bumper Set

Correct bumper and screw assembly to adjust any 1967-69 Camaro/Firebird hood. Includes 2 bumpers and 2 screws. Pre-packaged in OER® bag with header card.

K551 67-69 F-Body



1967-69 F-Body Adjustable Hood Stop Bolts

Original type bolts used with any 1967-69 Camaro/Firebird. Includes flange nuts. Rubber bumpers sold separately. Sold in pairs. Pre-packaged in OER® bag with header card. OE # 3839682

K555 67-69 F-Body



1967-92 Hood Prop Rod for Fiberglass Hoods

OER® reproduction prop rod designed for 1967-92 Camaro/Firebird models with a fiberglass hood.

3965713 67-92 F-Body

GM Hood Hinges



OER AUTHORIZED

1963-65 Full Size & Chevy II/Nova Hood Hinges

Reproduction passenger model hood hinges designed to replace damaged originals. Quality reproduction for any 1963-64 Impala, Biscayne or Bel Air or 1963-65 Chevy II/Nova models. Individually pre-packaged.

1963-65 Chevy II/Nova
1963-64 Impala/full size Chevrolet

3825827	63-65	LH
3825828	63-65	RH



OER AUTHORIZED

1968-79 Full Size & Chevy II/Nova Hood Hinges

Reproduction hood hinges for 1968 full size and 1968-79 Chevy II/Nova models. These hinges are stamped correctly with all necessary holes pre-drilled for simple installation.

3926829	68-79	LH
3926830	68-79	RH



1965-69 GM Hood Hinges **OER** AUTHORIZED

Reproduction hood hinges for use with all 1967-69 Camaro/Firebird, 1966-67 Chevy II/Nova and 1965-67 Full Size models. Will fit standard, Super Sport or Cowl Induction hoods. Includes hinge only. Hood hinge springs sold separately.

1965-67 Impala/full size Chevrolet
1966-67 Chevy II/Nova
1967-69 Camaro/Firebird

3910667	65-69	LH
3910668	65-69	RH

1970-81 Camaro/Firebird Hood Hinges

OER Restoration Parts

Reproduction 1970-81 Camaro/Firebird hood hinges. Manufactured to the highest standards, each hood hinge will replace the original hinge offering years of safe and functional use. This OER® product is pre-packaged in a corrugated OER® box. Features the GM Restoration Parts™ logo. Hood hinge springs sold separately.



14034129	70-81	LH
14034130	70-81	RH

1982-92 GM F-Body Hood Hinges

Reproduction hood hinges for all 1982-92 Camaro and Firebird models. Each hinge is manufactured to exacting specifications allowing a complete replacement with the exception of hood hinge springs (sold separately). Pre-packaged in OER® box.



14064293	82-92	LH
14064294	82-92	RH

New!



OER AUTHORIZED



1947-91 Chevy/GMC Truck Hood Hinges

Reproduction stamped steel hood hinges for 1947-91 truck models. Each hood hinge is correctly manufactured offering the highest quality available.

CK1456	47-55	LH	1st Series
CK1457	47-55	RH	1st Series
CK1831	55-57	LH	2nd Series
CK1832	55-57	RH	2nd Series
CK1833	58-59	LH	
CK1834	58-59	RH	
3838689	60-66	LH	
3838690	60-66	RH	
T70297	67-72	RH	
T70298	67-72	LH	
T70327	73-80	LH	
T70328	73-80	RH	
T70637	81-86	LH	C/K trucks
T70638	81-86	RH	C/K trucks
T70637	87-91	LH	R/V series trucks
T70638	87-91	RH	R/V series trucks
T70493	88-98	LH	C/K series trucks
T70494	88-98	RH	C/K series trucks
T70493	92-99	LH	Blazer/Jimmy/Tahoe/Yukon/Suburban
T70494	92-99	RH	Blazer/Jimmy/Tahoe/Yukon/Suburban

GM Hood Hinge Parts

1955-57 Chevrolet Car Hood Springs **New!**

Springs  
OER® reproduction hood spring for all 1955 Chevrolet car models. Manufactured to factory specifications. Two required per vehicle. Sold individually. Pre-packaged in OER® polytube. Made in USA.

TF400297	55	Chevrolet
TF400298	56	Chevrolet
TF400299	57	Chevrolet

1963-72 HD Hood Hinge Springs

Reproduction of the heavy duty style hood hinge springs for various applications throughout the Chevrolet line. This spring will fit the following applications. Sold individually, 2 required. Replaces OE # 3848272

- 1963-64 Chevy II/Nova
- 1963-65 Chevelle
- 1963-66 Chevrolet full size models
- 1966-67 Chevelle SS
- 1967-69 Camaro SS models (350, 396)
- 1967-68 Firebird all
- 1969 Firebird except 400 4 bbl
- 1970 Firebird all
- 1970 Chevrolet full size models
- 1971-72 Chevelle, Monte Carlo, El Camino (with SS)

3848272 63-72

1965-72 Hood Hinge Spring

Reproduction hood hinge spring for various GM models. Each spring is manufactured to original specifications. For standard hoods only. Sold individually, 2 required per vehicle.

- 1965 Chevy II/Nova
- 1968 Full Size
- 1966-67 Chevelle except Super Sport
- 1968 Chevelle 2nd design
- 1969-72 Chevelle except Super Sport
- 1970-72 Monte Carlo

3864680 65-72

1968-81 Std Hood Hinge Springs

Reproduction of the standard style hood hinge springs for various applications throughout the Chevrolet line. Springs will fit the following applications. Sold individually, 2 required.

- Replaces OE # 409025**
- 1966-67 Chevy II/Nova
- 1967-69 Camaro (exc. SS models)
- 1971-79 Nova
- 1973-76 Passenger models
- 1976-77 Chevelle, Monte Carlo, El Camino.
- Replaces OE# 3907626**
- 1970-81 Camaro/Firebird hood hinge spring.

409025 66-79

3907626 70-81

1967-69 Camaro Cowl Hood Hinge Springs **New!**

OER® reproduction of the original 1969 Camaro cowl induction hood spring designed for use on Camaro models that include a cowl hood. Can also be used for 1967-68 Camaro models with cowl hoods. Manufactured to exact dimensions from premium grade spring steel with a black chromate finish for corrosion protection. Sold individually, 2 required per car. Pre-packaged in OER® polytube. Made in USA.

3907627 67-69 Camaro

1965-81 Hood Pop-Up Spring

Quality reproduction hood pop-up spring for 1967-81 Camaro models and 1965-79 Chevy II/Nova models. Available in black. Pre-packaged in OER® polytube with GM Restoration Parts logo.

3857882 65-81

1970-81 Firebird Hood Pop-Up Spring

Reproduction of the hood spring for all 1970-81 Firebird models. Manufactured with correct contours, this spring will pop the hood up for access when the hood release is actuated. Comes pre-packaged in OER® polytube.

494409 70-81 Firebird

1967-69 Camaro Hood Lock Catch Supports **OER AUTHORIZED**

The hood lock catch support is located between the grill and radiator support. This part will duplicate the original in appearance and function. It is produced in an original gauge metal and is finished in black.

3938693 67-68 Camaro

3937531 69 Camaro



1974-81 Camaro Hood Lock Catch Supports

Reproduction hood lock latch supports for 1974-81 Camaro models. Stamped steel components are manufactured to original specifications and EDP coated for corrosion resistance and includes threaded nut inserts. Pre-packaged in OER® box.

14006369	78-81	LH
337477	74-81	RH



1967-81 Pre-Assembled Camaro Hood Safety Latch **GM Restoration Parts**

Reproduction hood safety latch for 1967-81 Camaro models. Manufactured with all new tooling ensuring a quality component with a correct fit and appearance. Includes the upper lock plate, pilot bolt, pop-up spring, and spring retainer. Each assembly is available in chrome or black. Pre-packaged in OER® box. Officially licensed by General Motors.

3891682 67-81 black

3891682C 67-81 chrome

GM Hood Latch Release & Components

1965-81 Chevrolet Hood Latch Pilot Bolt

GM Restoration Parts

Quality reproduction of the hood latch pilot bolt for 1965-66 Impala/full size, 1968-70 Impala/full size, 1967-81 Camaro, and 1965-79 Nova models. Available in black only. Will replace the original pilot bolt as shown. Pre-packaged in OER® polytube with GM Restoration Parts logo.



3857883 65-81 Chevrolet

1967-68 Camaro RS Hood Release Assembly

OER AUTHORIZED

Reproduction hood release assembly for 1967-68 Rally Sport Camaro models. This release assembly is manufactured in steel and comes assembled and ready to install.



3921811 67-68 Camaro



3891606

3919087

1967-68 Camaro Standard Hood Release Assembly

Reproduction hood release assembly for 1967-68 Camaro except RS models. This release assembly is manufactured in steel and comes assembled and ready to install. Finest quality hood release latch on the market!

3891606 67 Camaro

3919087 68 Camaro

1969 Camaro Hood Release Assembly

OER AUTHORIZED

Reproduction hood release assembly for 1969 standard or Rally Sport Camaro models. This release assembly is manufactured in steel and comes assembled and ready to install.



3947609 69 Camaro

1968-72 Nova Hood Latch

High quality reproduction hood latch assembly for 1968-72 Chevy II/Nova models. Each complete assembly is reproduced to factory specifications as original. EDP coated for corrosion resistance. Pre-packaged in OER® box.



15113 68-72 Nova

1977-91 Chevrolet/GMC Truck Hood Release Cable

Reproduction hood release cable for 1977-86 Chevrolet/GMC C/K truck models and 1987-91 R/V models with the inside release option. Pre-packaged in OER® poly tube.



458065 77-80 all

14039963 81-86 C/K

14039963 87-91 R/V

1977-02 GM Hood Latch

OER AUTHORIZED

Reproduction of the hood latch for various GM models. Manufactured as original for a perfect fit and function.



Chevrolet

Camaro 1982-92
Impala 1982-96
Caprice 1982-96
Malibu 1982-88
El Camino 1982-88
Monte Carlo 1982-88
Truck 1985-86 C/K, 1987-91 R/V
Truck 1988-91 C/K, 1992-00 C/K
Truck 2001-01 1 Ton
Blazer/Jimmy 1985-05
Suburban 1985-00
Truck 1992-96
Tahoe/Yukon 1997-00
Astra/Safari Van 1985-05
Commercial Van 1985-96

Buick

Electra 1982-84
Skyark 1982-85
Regal 1982-87
LeSabre 1982-90
Riviera 1982-93
Roadmaster 1982-96
Estate Wagon 1982-96
Roadmaster 1991-96

170495 77-02 GM

New!



1973-80 GM Hood Latch w/Inside Release

Reproduction hood latch for various GM models equipped with the release mechanism located inside the passenger compartment of the vehicle.

1973-75 Chevelle 1976-77 El Camino
1976 Impala/Full size 1976-77 Monte Carlo
1976-77 Malibu 1977-80 C/K truck

325300 73-80 w/inside release

1963 Impala/Full Size Hood Latch

OER AUTHORIZED

Reproduction of the hood latch for all 1963 full size Chevrolet car models. Manufactured as original for a perfect fit and function.



3819819 63 Impala/Full Size

1967-69 Chevrolet Hood Louver Drain Tubes

Reproduction Super Sport hood louver drain tubes for 1968-69 Camaro and 1967 Impala Super Sport models. These drain tubes install under the hood sub structure and are designed to direct water from the hood louver through the hood. Each drain tube is manufactured out of molded rubber as original. Pre-packaged in OER® polytube.

Note: Some hoods may need to be drilled for installation.
1968-69 Camaro Super Sport with 350/396
1967 Impala Super Sport with 427

3903974 67-69 drain tubes

1968-72 Chevy II/Nova SS Hood Louver Brackets

Reproduction hood louver brackets for 1968-72 Chevy II/Nova Super Sport models. Attaches the SS hood louvers to the underside of the hood. Sold in pairs.



14331 68-72 Chevy II/Nova

GM Hood Parts

1967-72 Camaro/Nova SS Hood

Louvers

Reproduction of the "finned"-style 1967 Camaro, 1968-72 Nova "SS"



hood louvers. These hood louvers are a perfect reproduction of the original article! Manufactured to exact specifications offering the highest quality anywhere! Sold in pairs only. Pre-packaged in OER® corrugated box.

Note: Installation hardware and seals are included.

3918764	67	Camaro
3918764	68-72	Nova

1968-72 Nova SS Hood Louver Bezel

Reproduction hood louver bezel for 1968-72 SS Nova models.

The bezel can be used for either RH or LH louver on the hood. Pre-packaged in OER® corrugated box.



3927442	68-72	LH or RH
---------	-------	----------

1967-72 Camaro/Nova SS Hood Louver Gaskets

Reproduction Camaro/Nova hood louver

gasket designed to prevent moisture from being trapped under the hood louver. 2 required.

Note: Gasket comes in roll form and is not pre-formed.




1967-69 Camaro
1968-72 Nova

3949698	67-72	LH or RH
---------	-------	----------

1968-69 Camaro SS Hood Louvers

Each hood louver includes the correct satin black backing plate, original mesh



screen insert and a highly polished chrome plated main hood louver. These louvers are designed for a RH and a LH side due to the drain holes which are pre-punched allowing the water to run off either side of the hood. Includes hardware and seals.

1662007	68-69	Camaro
---------	-------	--------

1985-90 Z28 Hood Ornaments **New!**

OER reproduction of the hood ornaments/louvers for 1985-90 Camaro Z28 and 1987 IROC models. Injection molded using highest quality polymer materials for an original appearance and fit. These special style louvers fit into the recessed areas of the optional Z28 hood. Includes correct satin black finish, black foam rubber insulating seals and mounting hardware. Sold in pairs. One pair required per car. Carefully pre-packaged in OER corrugated box.



748557	85-90	Z28
748557	87	IROC

1969 Trans Am Hood Scoops **New!**

OER AUTHORIZED

OER reproduction of the hood scoop inserts for all 1969 Pontiac Firebird Trans Am model hoods.



Manufactured from urethane with correct mounting studs as original, these fit into the two slots at the front of the Trans Am hood. These have been re-tooled and manufactured from urethane and feature a much more authentic look and better fit than the fiberglass hood scoop inserts on the market. Hardware is included.

F15258	69	Trans Am
--------	----	----------



1977-81 Trans Am Shaker Hood Scoop & Base Sets **OER AUTHORIZED**

Reproduction hood scoops and bases for 1977-81 Pontiac Trans Am models with the optional Shaker intake. Available for 301, 400 and 403 engines. Scoop is manufactured from fiberglass as original. Steel base includes attaching ring. Includes drain plug.

Base & Scoop Sets

F10195	77-81	301
F10196	77-81	400
F10197	77-81	403



1977-81 Trans Am Shaker Hood Scoops **OER AUTHORIZED**

Reproduction hood scoops for 1977-81 Pontiac Trans Am models with the optional Shaker intake. Available for 301, 400 and 403 engines. The scoop is manufactured from fiberglass as original. Steel base includes attaching ring.

F10191	77-81	Trans Am
--------	-------	----------

1977-81 Trans Am Shaker Hood Scoop Bases **OER AUTHORIZED**

Reproduction hood scoop bases for 1977-81 Pontiac Trans Am models with the optional Shaker intake. Available for 301, 400 and 403 engines. Steel base includes attaching ring.



F10194

F10192	77-81	301
F10193	77-81	400
F10194	77-81	403

1977-81 Trans Am Shaker Scoop to Hood Seal **GM Restoration Parts**

OER® reproduction shaker scoop to hood seal for 1977-81 Trans Am models.

This reproduction is manufactured to exact specifications offering your customer an authentic replacement including correct molded-in clips. Pre-packaged in OER® bag with GM Restoration Parts™ logo.



10012875	77-81	Trans Am
----------	-------	----------

1976-79 Trans Am Shaker Scoop Retainer Ring

Ring that secures the shaker scoop to the air cleaner assembly. This reproduction ring will replace the original exactly. For all 1976-79 models with shaker hoods.



10004184	76-79	Trans Am
----------	-------	----------

Camaro Front Fenders



1662751

1967 Camaro Standard Fenders

Each 1967 Camaro standard (except Rally Sport) front fender is manufactured with high grade, factory gauge steel finished in a matte black EDP coating. With fender extension.

Note: Shipped truck freight.

1662751	67	LH	imported
1662750	67	RH	imported

Original GM Tooling!



3904685

1967 Camaro Rally Sport Fenders

Manufactured from original GM tooling! Each front fender is produced with high grade, factory gauge steel finished in a black EDP coating. Fender extensions sold separately. Comes prepackaged in OER® box.

Note: Shipped truck freight.

3904685	67	LH	US made w/GM tooling
3904686	67	RH	US made w/GM tooling



1662683

1967 Camaro Rally Sport Fenders

Each 1967 Camaro Rally Sport front fender is manufactured with high grade, factory gauge steel finished in a black EDP coating. Includes the fender extension.

Note: Shipped truck freight.

1662683	67	LH	imported
1662682	67	RH	imported



1662753

1968 Camaro Standard Fenders

Each 1968 Camaro standard (except Rally Sport) front fender is manufactured with high grade, factory gauge steel finished in a black EDP coating. With fender extension.

Note: Shipped truck freight.

1662753	68	LH	imported
1662752	68	RH	imported

Original GM Tooling!



3941965

1968 Camaro Standard Fenders



Manufactured from original GM tooling! Each front fender is produced with high grade, factory gauge steel finished in a black EDP coating. Fender extensions sold separately. Comes prepackaged in OER® box.

Note: Shipped truck freight.

3941965	68	LH	US made w/GM tooling
3941966	68	RH	US made w/GM tooling



R12067

1967-69 F-Body Fender to Radiator Reinforcement Bars

These highly polished chrome or original style black fender to radiator support bars install from the fenders to the radiator support on each side under the hood. These bars when installed, will help to keep the front sheet metal from flexing during driving conditions. Fits 1967-69 Camaro/Firebird.

R12067	67-69	F-Body	black
T9175	67-69	F-Body	chrome



1662685

1968 Camaro Rally Sport Fenders OER AUTHORIZED

Each 1968 Camaro Rally Sport front fender is manufactured with high grade, factory gauge steel finished in a black EDP coating. Includes the fender extension.

Note: Shipped truck freight.

1662685	68	LH	imported
1662684	68	RH	imported

Original GM Tooling!



3941967

1968 Camaro Rally Sport Fenders



Manufactured from original GM tooling! Each front fender is produced with high grade, factory gauge steel finished in a black EDP coating. Comes prepackaged in OER® box. Fender extensions sold separately.

Note: Shipped truck freight.

3941967	68	LH	US made w/GM tooling
3941968	68	RH	US made w/GM tooling

Original GM Tooling!

New!



3891627

3891628

1967-69 F-Body Front Fender Extensions

Fender extensions for 1967-68 Camaro and 1967 Firebird models. Attaches to the lower front section of fender and fills area between lower valance panel and fender. Each extension is EDP coated.

Camaro

FE67L	67-68	LH	reproduction
3891627	67-68	LH	US made w/GM tooling
FE67R	67-68	RH	reproduction
3891628	67-68	RH	US made w/GM tooling
FE69L	69	LH	reproduction
FE69R	69	RH	reproduction

Firebird

FE67L	67	LH	reproduction
FE67R	67	RH	reproduction



1662687

1969 Camaro Standard Fenders OER AUTHORIZED

Each 1969 Camaro standard (except Rally Sport) front fender is manufactured with high grade, factory gauge steel finished in a black EDP coating and includes the fender extension. The fenders with the apron include the inner fender or apron, headlamp mounting panel and bucket and the fender extension.

Note: Shipped truck freight.

1662687	69	LH	
1662686	69	RH	
14965	69	LH	with inner apron
14966	69	RH	with inner apron



1662689

1969 Camaro Rally Sport Fenders OER AUTHORIZED

Each 1969 Camaro Rally Sport front fender is manufactured with high grade, factory gauge steel finished in a black EDP coating. With fender extension.

Note: Shipped truck freight.

1662689	69	LH	imported
1662688	69	RH	imported



C359969

1970-77 Camaro Fenders OER AUTHORIZED

Each 1970-77 Camaro front fender is produced with high grade, factory gauge steel finished in a black EDP coating. These fenders also feature the correct cut-out area for the side marker lamp assembly. Prepackaged in OER® box.

Note: Shipped truck freight.

C3981841	70-77	LH	
C359969	70-77	RH	

Camaro/Firebird Front Fenders



C14034926

1978-81 Camaro Standard Fenders

Finished in black EDP coating. These fenders do not include the front lower extension. Prepackaged in OER® box.

Note: Shipped truck freight.

C14008973	78-81	LH
C14034926	78-81	RH



C14034928

1978-81 Camaro Z28 Fenders

Each 1978-81 Camaro Z28 front fender is produced with high grade, factory gauge steel finished in a black EDP coating. Prepackaged in OER® box.

Note: Shipped truck freight.

C14016429	78-81	LH
C14034928	78-81	RH



9793817

Original GM Tooling!

1967-68 Firebird Fenders

Each 1967-68 Firebird front fender is produced with high grade, factory gauge steel finished in a black EDP coating. Fender extension sold separately. Prepackaged in OER® box.

Note: Shipped truck freight.

Imported

F656	67-68	LH
F659	67-68	RH

US Made w/GM Tooling

9793817	67-68	LH
9793816	67-68	RH



F004690

1970-81 Firebird/Trans Am Front Fenders

Reproduction of the front fenders for 1970-81 Pontiac Firebird models.

Manufactured with factory gauge steel as original and are EDP coated.

Important: These fenders are a direct fit for 1977-81 models. Will fit 1974-76 models with some modification, although not cosmetically correct. * Will fit 1970-73 models if the original front mounting brackets are retained and re-used, but not cosmetically correct.

Note: Shipped truck freight.

Firebird Fenders

F005772	70-81	LH
F526147	70-81	RH

Trans Am Fenders

F004691	74-81	LH
F004690	74-81	RH



1970-81 Trans Am Fender Louvers

Reproduction front fender louvers for 1970-81 Pontiac Trans Am models.

Manufactured from fiberglass with the mesh screen as original.

F12326	70-81
--------	-------

New!



K7879

K8081

1978-81 Z28 Fender Air Vent Extractors

Reproduction fender air vent extractors (louvers) for 1978-81 Camaro Z28 models. These attach at the top rear portion of the front fenders. Manufactured from die cast zinc as original. Sold as a pair. Mounting brackets, gasket and hardware is not included with the louvers, but is available separately.

K7879	78-79	Z28
K8081	80-81	Z28

Mounting Brackets, Gasket & Hardware

K7878	78-79	Z28
K8080	80-81	Z28

Chevrolet/GMC Truck Front Fenders



T70290



T70289

OER AUTHORIZED

1960-66 Chevrolet/GMC Truck Front Fenders

Reproduction Chevrolet/GMC truck fenders for 1960-66 models. Finished in black EDP coating.

Note: Shipped truck freight.

T70290	60-66	LH
T70289	60-66	RH



T70120

OER AUTHORIZED

1973-91 Chevrolet/GMC Truck Front Fenders

Reproduction of the original Chevrolet/GMC C/K and R/V truck fenders for use with 1973-91 models. Matte black EDP coating ready to prep and paint.

Note: Shipped truck freight.

T70118	73-80	LH
T70117	73-80	RH
T70120	81-86	LH C/K models
T70119	81-86	RH C/K models
T70120	87-91	LH R/V models
T70119	87-91	RH R/V models



T70113

OER AUTHORIZED

1968-72 Chevrolet/GMC Truck Front Fenders

Reproduction Chevrolet/GMC truck fenders for 1968-72 models. Finished in black EDP coating.

Note: Shipped truck freight.

T70113	68	LH	Chevrolet
T70114	68	RH	Chevrolet
T70116	69-72	LH	Chevrolet
T70115	69-72	RH	Chevrolet
T70113	68-72	LH	GMC
T70114	68-72	RH	GMC



CX1641

1968-72 Chevrolet/GMC Truck Step Side Rear Fenders **OER AUTHORIZED**

Reproduction stepside rear truck fender for 1968-72 Chevrolet/GMC models. Finished in black EDP coating.

Note: Shipped truck freight.

CX1641	68-72	LH
CX1642	68-72	RH

Nova / Impala Front Fenders



3859177

1962-65 Chevy II/Nova Fenders

Each 1962-65 Chevy II/Nova front fender is produced with high grade, factory gauge steel finished in a black EDP coating.

Note: Shipped truck freight.

3859177	62-65	Chevy II/Nova	LH
3859178	62-65	Chevy II/Nova	RH

New!



3892221

1967 Chevy II/Nova Fenders

Stamped steel reproduction front fenders for 1967 Chevy II/Nova models. Manufactured from factory grade steel and EDP coated for rust prevention.

Note: Shipped truck freight.

3892221	67	Chevy II/Nova	LH
3892222	67	Chevy II/Nova	RH



6258337

1970-74 Nova Fenders

Restorer's Choice factory-style reproduction front fender for 1970-74 Nova models. Manufactured in high-grade OE-gauge stamped steel to factory specifications and will install, function, and appear as original. Features an EDP coating for superior long-term corrosion protection and is ready to be prepped, primed, and painted without stripping.

Note: Shipped truck freight.

6258337B	70-74	Nova	LH
6258338B	70-74	Nova	RH

New!



1662678

1662679

1962-72 Chevy II/Nova Fender Extension Braces

Reproduction of the fender extension braces for 1962-72 Chevy II/Nova models. Manufactured from steel as original for a perfect fit and function. Sold in pairs. Hardware not included. Bolts are included for the threaded side of the brace where applicable.

1662696	62-65	Chevy II/Nova
1662678	66-67	Chevy II/Nova
1662679	68-72	Chevy II/Nova

New!



B1395A

1963 Impala Full Size Chevrolet Fenders

Stamped steel reproduction front fenders for 1963 full size Chevrolet Cars including Impala, Bel Air and Biscayne models. Manufactured from factory grade steel and EDP coated for rust prevention.

Note: Shipped truck freight.

B1394A	63	Impala Full Size	LH
B1395A	63	Impala Full Size	RH



1963-64 Full Size Fender to Valance Bracket

Reproduction front fender to valance bracket for 1963-64 full size Chevrolet models including Impala and Bel Air. This support bracket is designed to secure the fender to the valance. Each bracket is manufactured to factory specifications and features a black finish, as original. Fits RH or LH sides. 2 required per vehicle. Prepackaged in OER® polytube.

3841760	63-64	Full Size
---------	-------	-----------

GM Inner Fenders



3927425R

1967-69 Camaro Inner Fender Skirt

OER™ reproduction front fender skirts for 1967-69 Camaro standard models are manufactured in OE gauge steel. These panels feature an EDP coating to help prevent rust.

Note: Shipped double oversize.



3927425R	67-68	Camaro	LH	standard
3927426R	67-68	Camaro	RH	standard
1662181	69	Camaro	LH	standard
1662180	69	Camaro	RH	standard



1662186

1968-69 Camaro Rally Sport Fender Skirt

Reproduction Rally Sport fender skirt designed to replace the rusted or damaged original. Different than the standard fender skirt, this reproduction features the correct RS configuration and is pre-drilled for all components associated with the Rally Sport models. EDP coated for rust prevention.

Note: Shipped double oversize.



1662186	68	Camaro	LH
1662185	68	Camaro	RH
1662184	69	Camaro	LH
1662183	69	Camaro	RH



1400592

1970-81 Camaro Inner Fender Skirt

OER™ reproduction front fender skirt for 1970-81 Camaro models are manufactured in OE gauge steel. Each panel features an EDP coating that helps prevent rust.

Note: Shipped double oversize.



14005961	70-81	Camaro	LH
14005962	70-81	Camaro	RH



N126

1968-74 GM X-Body Inner Fender Skirt

OER™ reproduction front fender skirts for 1968-74 GM X-body models are manufactured in OE gauge steel. Each panel features an EDP coating that helps prevent rust.

Note: Shipped double oversize.

1973-74 Buick Apollo
1973-74 Oldsmobile Omega
1968-74 Chevrolet Nova
1971-74 Pontiac Ventura



N127	68-74	GM X-Body	LH
N126	68-74	GM X-Body	RH

New!



B1708



B1707

1964 Impala/Full Size Inner Fender Skirts

Reproduction of the inner fender skirts for 1964 full size Chevrolet cars including Impala, Bel Air and Biscayne models.

Note: Shipped double oversize.



B1708	64	Impala/Full Size	LH
B1707	64	Impala/Full Size	RH

Sheet Metal

New!



7585083

1967-81 Camaro/Firebird Roof Panel **DER** AUTHORIZED

Reproduction roof panel skin for 1967-81 Camaro and Firebird models. Each die-stamped panel is manufactured to exact specifications allowing the roof panel portion to be completely replaced. Welding is required. Professional installation is recommended.

Important: Does not include roof drip edges.

Note: Shipped truck freight.



7585083	67-69
E384	70-74
152911	75-81



DER AUTHORIZED

1967-69 Camaro/Firebird Coupe Pillar Drip Rail Supports

Reproduction pillar drip rail support that installs on the front pillar section of the roof panel and extends downward vertically between the roof panel and fender. This reproduction is essential when installing a roof panel because it adds support to the front pillar section of the roof panel. Fits 1967-69 Camaro and Firebird models.

E357	67-69	F-Body	LH
E356	67-69	F-Body	RH

1967-69 Camaro/Firebird Coupe Rear Pillar Drip Rail Supports

This exact reproduction of the original pillar drip rail support installs on the roof panel's rear pillar section, and extends down vertically between the roof panel and trunk. This reproduction is essential when installing a roof panel because it adds critical support to the rear pillar section. Fits 1967-69 Camaro/Firebird models.

E380	67-69	F-Body	LH
E381	67-69	F-Body	RH

New!



1966-67 Chevy II/Nova Roof Panel **DER** AUTHORIZED

Reproduction roof panel skin for 1966-67 Chevy II/Nova models. Each die-stamped panel is manufactured to exact specifications allowing the roof panel portion to be completely replaced. Welding is required. Professional installation is recommended.

Important: Does not include roof drip rails and window molding channels.

Note: Shipped truck freight.



16103	66-67	Chevy II/Nova
-------	-------	---------------

New!



DER AUTHORIZED

1967-69 F-Body Roof Panel Braces

Reproduction inner roof panel braces for 1967-69 coupe models. If replacing the entire roof, this reinforcement set is recommended to correctly complete the job. These braces are constructed from original gauge steel, stamped to fit as original and are available in EDP coated or in Weld-Thru® for superior corrosion resistance. Sets also includes headliner bows.

Note: Shipped double oversize.



C2060	67-68	13 piece	EDP coated
C2060W	67-68	13 piece	Weld-Thru®
C2066	69	14 piece	EDP coated
C2066W	69	14 piece	Weld-Thru®

New!



OER AUTHORIZED

1967-69 F-Body Convertible B-Pillar Support Braces

Reproduction of the convertible pillar support brackets for 1967-69 convertible models. These steel brackets mount between the lock pillar brace and convertible top mounting support panel.

B1705	67-69	F-Body
-------	-------	--------



C6840

OER AUTHORIZED

1967-69 Camaro/Firebird Upper Dash Instrument Panel

Reproduction inner metal dash panel assembly. The panel also features the speaker hole cut-out area. Extends from the inner windshield area to the instrument panel assembly where the dash pad mounts. Welding is required.

Note: Shipped double oversize.

1667111	67	Camaro/Firebird
1667112	68	Camaro/Firebird
C6840	69	Camaro/Firebird



1680401

OER AUTHORIZED

1967-81 F-Body Coupe Outer Rocker Panels

1967-81 Camaro/Firebird coupe outer rocker panels install directly below the door between the front and rear wheel well openings. These full outer rocker panels include the area under the sill plate for a complete replacement. Inner rocker panel is not included. For use on coupe models only. Replaces OE# 7741311 LH - 7741310 RH for 1967-69 models. *Note:* Shipped double oversize.

C6362	67-69	coupe, LH
C6363	67-69	coupe, RH
R6364	67-69	coupe, LH and RH
1680402	70-81	LH
1680401	70-81	RH



4845357



4845356

OER AUTHORIZED

1962-67 Chevy II/Nova Outer Rocker Panels

1962-67 Chevy II/Nova 2 door model (exc. convertible) outer rocker panels install directly below the door between the front and rear wheel well openings. These full outer rocker panels features the area under the sill plate for a complete replacement. Inner rocker panel is not included. OE# 4845357 LH - 4845356 RH

Note: Shipped double oversize.

4845357	62-67	LH
4845356	62-67	RH



OER AUTHORIZED

1960-72 Chevrolet/GMC Pickup Inner Rocker Panel

Reproduction of the inner rocker panel (backing plate) for 1960-72 Chevrolet and GMC pickup models. This panel is manufactured in stamped steel to factory specifications and is EDP coated for rust prevention.

892151	60-72	LH and RH
--------	-------	-----------

New!



C1067LW



C1067RW

OER AUTHORIZED



1967-69 F-Body Complete Rocker Panels-Convertible

Reproduction complete rocker panels for 1967-69 convertible models. These panels are constructed from original gauge steel, stamped to fit as original and are available in EDP coated or in Weld-Thru® for superior corrosion resistance.

Note: Shipped double oversize.

C1067L	67-69	LH	EDP coated
C1067R	67-69	RH	EDP coated
C1067LW	67-69	LH	Weld-Thru®
C1067RW	67-69	RH	Weld-Thru®

New!



B1789L



B1789R

1961-64 Impala/Full Size Rocker Panels **OER AUTHORIZED**

OER® Authorized reproduction complete rocker panel assemblies with inner and outer panel for 1961-64 2 door models. Each rocker panel assembly will replace the original panel exactly, and comes manufactured in stamped steel construction with protective EDP coating.

Note: Shipped double oversize.

B1789L	61-64	LH
B1789R	61-64	RH

Camaro/Firebird Complete Door Shells

A restorers dream come true, brand new complete door assemblies from OER®. These reproductions include the outer door shell, and the inner structure complete ready to install. Simply remove the original components from the existing door and install them on the new door. Complete OEM style doors are just what you need when replacing the outer sheet metal panel is simply not enough. The 1967-81 door assemblies are manufactured to exact specifications allowing the original inner door components and hardware to be reinstalled into the new panel, also features the correct outer sheet metal panel ready to prep and paint.

Note: Regulator, door handles, inner door hardware, door latches, etc. are not included and must be purchased separately or removed and reinstalled to the new complete door panel, shipped truck freight.



OER AUTHORIZED

Camaro and Firebird

1662691	67	LH
1662690	67	RH
1662693	68	LH
1662692	68	RH
1662695	69	LH
1662694	69	RH
9681671	70-74	LH - Camaro only
9681670	70-74	RH - Camaro only
20162325	75-81	LH - Camaro only
20162324	75-81	RH - Camaro only



7742295R

1968 Camaro/Firebird OER AUTHORIZED Front Door Outer Sheet Metal Panels

Reproduction of the original front door outer sheet metal panels. Each panel is EDP coated in a satin black finish and is ready to prime and paint to your desired color. This panel requires welding for installation. Professional installation is recommended to ensure proper fit.

Note: Shipped double oversize.

7742295R	68	LH
7742294R	68	RH



7645895

1967 Camaro/Firebird OER AUTHORIZED Front Door Outer Sheet Metal Panels

Reproduction of the original front door outer sheet metal panels. Each panel is EDP coated in a satin black finish and is ready to prime and paint to your desired color. This panel requires welding for installation. Professional installation is recommended to ensure proper fit.

Note: Shipped double oversize.

7645895	67	LH
7645894	67	RH



7723787

1969 Camaro/Firebird OER AUTHORIZED Front Door Outer Sheet Metal Panels

Reproduction of the original front door outer sheet metal panels. Each panel is EDP coated in a satin black finish and is ready to prime and paint to your desired color. This panel requires welding for installation. Professional installation is recommended to ensure proper fit.

Note: Shipped double oversize.

7723788	69	LH
7723787	69	RH



Chevrolet/Pontiac Door Outer Panels & Hinges



C20162363

1970-81 Camaro/Firebird Outer Door Sheet Metal Panels **EDP** AUTHORIZED

Each panel is EDP coated and is ready to prep and paint to your desired color. This panel requires welding for installation. Professional installation is recommended to ensure proper fit.

Note: Shipped double oversize.

652

C20162363	70-81	LH	Camaro
C20160963	70-81	RH	Camaro
F60966	70-81	LH	Firebird
F60965	70-81	RH	Firebird



7788951

EDP AUTHORIZED

1968-72 Chevy II/Nova Outer Door Skins

These reproduction steel outer door skins for 1968-72 Chevy II/Nova 2 door models will enable you to replace your damaged or rusted originals with an EDP coated replacement panel with correct contours and pre-punched door handle and lock cylinder holes.

Note: Shipped double oversize.

652

7788951	68-72	LH
7788952	68-72	RH



4845014

EDP AUTHORIZED

1962-65 Chevy II/Nova Outer Door Skins

These reproduction steel outer door skins for 1962-65 Chevy II/Nova 2 door coupe models will enable you to replace your damaged or rusted originals with an EDP coated replacement panel with correct contours and pre-punched door handle and lock cylinder holes.

Note: Shipped double oversize.

652

4845015	62-65	LH
4845014	62-65	RH



4545232

EDP AUTHORIZED

1966-67 Chevy II/Nova Outer Door Skins

These reproduction steel outer door skins for 1966-67 Chevy II/Nova 2 door models will enable you to replace your damaged or rusted originals with an EDP coated replacement panel with correct contours and pre-punched door handle and lock cylinder holes.

Note: Shipped double oversize.

652

4545232	66-67	RH
7695740	66-67	LH



1962-66 Chevy II/Nova Upper Door Hinges

High quality reproduction upper door hinges for 1962-66 Chevy II/Nova models are completely assembled and ready install on either LH or RH side. 2 required per vehicle. Individually prepackaged in OER® box.

7580738	62-66	LH or RH
---------	-------	----------



4841357

4841356

1962-67 Chevy II/Nova Lower Door Hinges

Reproduction OER® lower door hinges for 1962-67 Chevy II/Nova models are completely assembled and ready install. Individually prepackaged in OER® box.

4841357	62-67	LH
4841356	62-67	RH

1967 Camaro/Firebird Lower Door Hinge Detent Repair Set

Machined steel roller with special shouldered allen head bolt renews commonly worn out roller and pin assembly. Set contains 2 rollers, 2 bolts. Complete with detailed instructions. Minor drilling and tapping required. Fits 1967 Camaro and Firebird models.



K136	67
------	----

GM Door Hinges and Components



1966-67 GM Upper Door Hinge

Replace your original upper door hinge with this reproduction. This hinge is originally designed with three bolt holes on each hinge for installation.

1966-67 *Chevelle*
1967 *Camaro*
1967 *Firebird*

7642529 66-67 LH or RH



8736249

8736248

1968 Camaro/Firebird Lower Door Hinges

Quality reproduction lower door hinges for 1968 Camaro and Firebird models. Includes detent lever, roller and tension spring. Each door hinge is designed to replace the original exactly. Prepackaged in OER®

8736249 68 LH
8736248 68 RH



1706370

1706371

1970-81 Camaro/Firebird Upper Door Hinges

OER® reproduction upper door hinge for 1970-81 Camaro/Firebirds designed to replace damaged originals. Includes attached tension spring.

1706371 70-81 LH
1706370 70-81 RH



7663425

7663424

1966-67 GM Lower Door Hinges

Cast iron lower door hinges designed for GM models with three bolt holes which attach to the door and door frame. Includes the detent tension spring.

Chevrolet
1966-67 *Chevelle* 1966-67 *Tempest*
1967 *Camaro* 1966-67 *LeMans*
Buick
1966-67 *GTO*
1967 *Special*
Oldsmobile
1966-67 *Firebird*
1967 *Tempest Safari*

7663425 66-67 LH
7663424 66-67 RH



9817407

9817406

1968-79 GM Upper Door Hinges

Quality reproduction upper door hinges for 1969 GM F-body models and 1968-79 GM X-body models.

Chevrolet
1969 *Camaro* 1969 *Firebird* 1976-79 *Serille*
1968-79 *Nova* 1971-79 *Ventura* 1975-79 *Skyline*
1977-79 *Phoenix* 1973-75 *Apollo*
1975-79 *Skyhawk*
Buick
1973-75 *Apollo*
1975-79 *Skyhawk*
Oldsmobile
1973-79 *Omega*

9817407 68-79 LH
9817406 68-79 RH

1969-81 GM Lower Door Hinges

OER® reproduction lower door hinge designed for 1969-76 Chevrolet full size passenger car and 1970-81 Camaro/Firebird models. For either LH or RH side. 2 required per car.

9816926 69-81 LH or RH



1982-92 Camaro/Firebird Upper Door Hinge

Reproduction upper door hinge for 1982-92 Camaro and Firebird models. Each hinge is manufactured to exact specifications for an original fit. Fits left or right side doors. Each complete hinge includes hardware and backing plate. Comes prepackaged in OER® box.

12392848 82-92 LH or RH



8736245

8736244

1968 Camaro/Firebird Upper Door Hinges

Reproduction upper door hinges for 1968 Camaro/Firebird models are manufactured in heavy duty steel for added support and originality.

Chevrolet
1968 *Camaro*
Pontiac
1968 *Firebird*

8736245 68 LH
8736244 68 RH



3063212

3063211

1968-79 GM F-Body and X-Body Lower Door Hinges

Quality reproduction lower door hinges for 1969 GM F-body models and 1969-79 GM X-body models. Includes detent lever, roller and tension spring.

Chevrolet
1969 *Camaro* 1969 *Firebird* 1973-75 *Apollo*
1968-79 *Nova* 1971-79 *Ventura* 1975-79 *Skyline*
1977-79 *Phoenix* 1973-75 *Apollo*
1975-79 *Skyhawk*
Buick
1973-75 *Apollo*
1975-79 *Skyhawk*
Cadillac
1976-79 *Serille*
Oldsmobile
1973-79 *Omega*

3063212 68-79 LH
3063211 68-79 RH

1982-92 GM F-Body Lower Door Hinges

OER® reproduction lower door hinges for 1982-92 Camaro and Firebird models designed to replace damaged originals.

20314681
20314682
2031468082-92RHbodyside
1252512682-92RHdoorside
1252512782-92RHdoorside





1961-64 Impala/Chevrolet Full Size Door Hinge

Reproduction of the front door hinges for all 1961-64 full size Chevrolet models. Manufactured to exact specifications, each hinge will fit both left and right side doors. Prepackaged in OER® box.

K231	61-64	upper front (2 req.)
K232	61-64	LH lower front
K233	61-64	RH lower front

1955-59 Chevrolet/GMC Truck Upper Door Hinge

OER AUTHORIZED

Reproduction of the upper door hinge for 1955-59 Chevrolet and GMC trucks. Manufactured in heavy duty steel as original, each door hinge is designed to replace the factory hinge exactly.



Note: Not for use on 1955 1st series trucks.

CX1349 55-59 LH/RH

1955-59 Chevrolet/GMC Truck Lower Door Hinge

OER AUTHORIZED

Reproduction of the lower door hinge for 1955-59 Chevrolet and GMC trucks. Manufactured in heavy duty steel as original, each door hinge is designed to replace the factory hinge exactly.



Note: Not for use on 1955 1st series trucks.

CX1350 55-59 LH/RH



1960-66 Chevrolet/GMC Truck Door Check

OER AUTHORIZED

Reproduction of the door check for 1960-66 Chevrolet and GMC trucks. Designed to prevent the door from opening too far, this reproduction is precision manufactured for an exact replacement of the original.

CX1488 60-66 2 required

1955-81 GM Door Hinge Bolt Sets

Available for stamped steel door hinges. Correct OE style bolts with washers commonly used on all models throughout the GM line. 5/16" x 1-1/8".



T14301

68-81 Camaro/Firebird, 68-72 Nova

K195	68-81	14 pieces
K196	68-81	16 pieces

Chevy/GMC Truck

T14301	55-59	1 set per hinge
--------	-------	-----------------

1962-87 Door Hinge Bolts

New!

Reproduction door hinge bolt set for 1967 Camaro and Firebird and 1962-67 Chevy II/Novas models.



Manufactured from high strength steel with correct seating angle and formed external star washer then black zinc plated for corrosion resistance. Each set includes 12 bolts. Each hinge required 6 bolts, three on door and three on body. Two sets are required to replace both drivers and passenger side hinges. Prepackaged in OER® polytube.

1967 Camaro 1967 Firebird 1962-67 Chevy II/Novas

748597 62-67 Chevy II/Novas

1967 F-Body Door Hinge

New!

Bolt/Screw Set

Reproduction door hinge bolt/screw sets for 1967 Camaro and Firebird models. Manufactured from high strength steel then black zinc plated for corrosion resistance. Each set includes 18 bolts and 6 screws. Prepackaged in OER® polytube.



1967 Camaro 1967 Firebird

748613 67 24 piece

1968-79 GM Lower Door Hinge Roller Detent Repair Set

All new tooling gives these reproductions an edge over the existing rollers on the market. Prepackaged in OER® bag with header card. For all 1968-69 Camaro/Firebird and 1968-79 Nova and all other 1968-79 GM X-bodies.

K554	68-69	F-Body	LH and RH
K554	68-79	X-Body	LH and RH



1982-06 GM Lower Door Hinge Spring

Reproduction of the GM lower door hinge spring installed on various GM models for front or rear door as listed below. Each spring will duplicate the original coil count and tension ratio. Prepackaged in OER® poly tube.



1987-06	Corvette	Front	1991-92	Custom Cruiser Rear	
1991-96	Impala/Caprice Rear	1982-08	Firenza Front	1982-83	98 2 Door
1982-92	Camaro	1982-83	98 4 Door Front or Rear	1982-83	Bronado
1982	Impala/Caprice 2 Door	1982-96	98 4 Door Front or Rear	1982-88	Century 2 Door
1985-87	Impala/Caprice 2 Door	1991-96	98 4 Door Front or Rear	1982-88	Roadmaster Wagon Rear
1982-92	Firebird	1982-83	Electric 2 door	1982-83	Riviera
1982-94	Suburban 4 Door Front	1982-83	Electric 2 door	1991	Electric Front
1986-91	Grand Am Rear	1983-85	LeSabre Front	1985-91	Electric Rear
1984-88	Fiero	1983-85	LeSabre Rear	1986-91	Shelby front or Rear
1982	Bonnevilles 2 Door	1986-91	Stylark Rear	1986-91	Stylark Rear
1987-91	Bonnevilles 4 Door				
1992-99	Bonnevilles 4 Door				
2000-01	Bonnevilles 4 Door				
1983-85	Custom Cruiser 2 Door				

20361482 82-06



K400

1967-81 Door Hinge Repair Sets

Each door hinge repair set includes 4 pins and 8 bushings to repair all 4 hinges on one vehicle. They are available for 1967-81 Camaro and Firebird models and 1968-79 Nova models. Prepackaged with OER® header card.

K400	67-68	Camaro/Firebird
K401	69	Camaro Firebird
K402	70-81	Camaro
K402	70-77	Firebird
K403	78-81	Firebird
K401	68-79	Nova



1968-69 GM F-Body Door Hinge Rebuild Set

This OER® manufactured kit includes all of the necessary components to rebuild all 4 door hinges on 1968-69 Camaro and Firebird models. Includes 4 pins & C-clips, 8 bushings, 2 springs, and 2 detent rollers.

K106 68-69 LH and RH

GM Window Regulators


Officially licensed by General Motors as a genuine restoration product!

Each mechanism is quality inspected before being shipped to eliminate problems before installation!

Features all original rollers assembled and ready to install to the door

High quality plating to prevent premature rusting

Available for both standard and deluxe front door manual windows



New!

1967-81 OEM Style Door Window Regulators AUTHORIZED Restoration Parts

OER® manufactures correct, OEM style window regulators for Camaro, Firebird, and Chevy II/Nova models. Applications for manual (non-electric) regulators are listed below.

Note: * With manual windows.

F-Body Door Window Regulators

7681467	67	LH	std interior
7681466	67	RH	std interior
7651904	67	LH	deluxe interior
7651903	67	RH	deluxe interior
7740412	68-69	LH	std interior
7740411	68-69	RH	std interior
7726802	68-69	LH	deluxe interior
7726801	68-69	RH	deluxe interior
9833311	70-71	LH	all F-body
9833310	70-71	RH	all F-body
9833311	72-73	LH	exc. Camaro dlx
9833310	72-73	RH	exc. Camaro dlx
9833311	74-81	LH	all F-body
9833310	74-81	RH	all F-body

Chevy II/Nova Door Window Regulators

4842001	62-65	LH	2 door
4842000	62-65	RH	2 door
4542781	66-67	LH	2 door
4542780	66-67	RH	2 door
8767855	69-72	LH	2 door
8767854	69-72	RH	2 door
8767857	69-72	LH	4 door (front)
8767856	69-72	RH	4 door (front)

Impala/Full Size Door Window Regulators

4807295	61-64	LH	2 dr HI/Conv.
4807294	61-64	RH	2 dr HI/Conv.
7609589	65-66	LH	2 dr HI/Conv.
7609588	65-66	RH	2 dr HI/Conv.

1962-71 Quarter Window Regulators AUTHORIZED

Reproduction rear window regulators for 1967-69 Camaro, 1967-71 Chevrolet Nova 2 & 4 door models and 1965-66 Impala/full size car. These regulators are the internal mechanisms for raising and lowering the window. Made to original specifications for a correct fit and function. Prepackaged in OER® box.



Camaro/Firebird Regulators

7660239	67-69	LH
7660238	67-69	RH

Impala/Full Size Regulators

4486028	65-66	LH	2 door
4486027	65-66	RH	2 door

Chevy II/Nova Regulators

4846611	62-65	LH	2 door
4846610	62-65	RH	2 door
7580114	66-67	LH	2 door
7580113	66-67	RH	2 door
7746387	68-71	LH	2 door
7746388	68-71	RH	2 door
8752681	68-71	LH	4 door
8752680	68-71	RH	4 door

1947-91 Chevrolet/GMC Truck Window Regulators AUTHORIZED

Reproduction of the window regulator for all 1947-91 Chevrolet/GMC pickup models with manual crank windows. High quality materials are used to manufacture the finest reproduction regulators on the market.

Note: * Blazer w/removable top. **Manual † With motor

Front Windows

CX1266	47-50	LH
CX1265	47-50	RH
CX1268	51-55	LH 1st series
CX1267	51-55	RH 1st series
CX1270	55-59	LH 2nd series
CX1269	55-59	RH 2nd series
CX1498	60-63	LH
CX1499	60-63	RH
CX1645	64-66	LH
CX1646	64-66	RH
3887981	67-71	LH truck
3887982	67-71	RH truck
3887981*	69-71	LH Blazer
3887982*	69-71	RH Blazer
3993191	72	LH
3993192	72	RH
W70635	73	LH
W70636	73	RH
W70520	74-76	LH
W70521	74-76	RH
W70633	77-91	LH
W70634	77-91	RH
W70641*	88-94	LH C/K truck
W70642*	88-94	RH C/K truck
W70641	92-94	LH Suburban/Blazer
W70641	92-94	RH Tahoe/Yukon
W70642	92-94	LH Sub/Blazer
W70642	92-94	RH Tahoe/Yukon
W70639	88-02	LH/Ktruck
W70640	88-02	RH C/K truck
W70639	92-99	LH Suburban
W70640	92-99	RH Suburban
W70639	92-00	LH Blazer
W70639	92-00	LH Tahoe/Yukon
W70640	92-00	RH Blazer
W70640	92-00	RH Tahoe/Yukon

Rear Windows

15690019	92-00	LH C/K crewcab
15690020	92-00	RH C/K crew cab
15690019	92-00	LHSub/Blazer
15690019	92-00	LHTahoe/Yukon
15690020	92-00	RHSub/Blazer
15690020	92-00	RHTahoe/Yukon
15690019	99-00	LHEscalades
15690020	99-00	RH Escalade
15643719	92-00	LHC/Kcrewcab
15643720	92-00	RHC/Kcrewcab
15643719	92-00	LHSub/Blazer
15643719	92-00	LHTahoe/Yukon
15643720	92-00	RHSub/Blazer
15643720	92-00	RHTahoe/Yukon
15643719	99-00	LHEscaladepwr
15643720	99-00	RHEscaladepwr



1966-80 GM Window Roller Washer

Reproduction window roller guide washer for various GM models. This washer interlocks with the roller guide shaft at the glass. Manufactured from stamped steel with black oxide finish and slotted hole as original. Measures 1-3/8" OD. Prepackaged in OER® polytube.

1967-72	Camaro w/ 1-3/8" OD washer
1976-80	Camaro all
1976-77	Firebird all
1966-68	Chevy II/Nova w/ 1-3/8" OD washer
1967-68	Impala convertible
1968	Impala Custom
1969	Impala Sport Coupe
1970-72	Impala all
1973-74	Impala Sport Coupe/Convertible
1966-72	Caprice Sport Coupe w/ 1-3/8" OD washer
1967	Caprice Convertible
1966-71	Chevelle Sport Coupe/Convertible
1974-75	Chevelle w/ 1-3/8" OD washer
1970-72	Malibu Sport Sedan

4491086 66-80 GM



1967-69 GM F-Body Power Window Harness Boots

These reproduction rubber boots for 1967-69 Camaro and Firebird models protect the power window wiring as it passes through the door jamb. Manufactured from rubber as original, these reproduction boots are designed to fit factory type power window harnesses. Sold in pairs. Prepackaged in OER® polytube.

1967-69	Camaro
1967-69	Firebird

K412 67-69 w/power windows

New!



C2386

1962-65 Chevy II/Nova Lower Window Track

OER Authorized reproduction of the drivers side lower frame portion of the front door where the door glass installs. The door window glass rests in this lower window track.

C2386	62-65	LH
C2385	62-65	RH



K845

Restoration Parts

1967-69 GM F-Body Quarter Window Attachment/Roller Assembly

Replacement rear window attachment and roller assembly, includes window mount bracket and two rollers. Mounts to replace the original damaged or worn window guide rollers, attaches to the quarter window allowing the correct up or down movement. The rollers are riveted to this assembly requiring replacement of the entire unit.

K845	67-69	LH
K846	67-69	RH

1958-72 GM Door Window Roller

Correct reproduction of the front door window roller for the GM models listed. OE# 7640704

1958-65	Chevrolet Full Size
1963-65	Chevy II/Nova
1964-65	Chevelle/El Camino
1967-69	Camaro
1967-72	Chevrolet/GMC trucks

C1072 58-72 front door



1966-68 Full Size Quarter Window Roller

OER reproduction of the 1966-68 full size GM car quarter window roller. This roller helps keep the window on the guide track as it is operated up and down during normal operation. It is made from high quality injection molded plastic polymer and attached to the correctly SAE threaded mounting stud as original. Sold individually. One required per quarter window. Prepackaged in OER® polytube.

C1073 66-68 Full Size



7648823

7794097

1967-72 GM Quarter Window Lower Guide Roller

Correct reproduction of the quarter window lower guide roller assembly including glass cushions and nut as pictured. For various GM models.

1967-69	F-Body
1968-72	A-Body

7648823	67-72	full version
7794097	67-72	guide roller only

1970-81 GM F-Body Window Guide Rear Roller

Correct window guide rear roller for all 1970-81 Camaro and Firebird models. Installs on the rear section of the window. Fits LH or RH, 2 required.

9820729 70-81 F-Body

New!



9831696

9831697

1971-76 Full Size Chevrolet Car Quarter Window Roller

OER® Reproduction quarter window guide roller for 1971-76 Chevrolet full size 2 door models. Installs on the bottom of the quarter window. Includes mounting hardware. Prepackaged in OER® polytube.

9831696 71-76 roller
9831697 71-76 roller assembly

Window Guide Roller Nut Tool

This OER® manufactured tool is designed to easily remove the guide plate nut on door or quarter window glass.

Note: Nut not included.

T10020 68-77



1969-81 Window Regulator Cam Spacer

OER® reproduction of the window regulator guide cam spacer for the GM models listed below. Exact reproduction of the original. Prepackaged in OER® polytube.

Camaro

1971-81
Nova
1971-72 2 door
1973-75 all
Full size Chevrolet
1971-72 4 door
1973-77 all

Chevelle

1971-72 sport models
1973-77 all
Vega/Monza
1977-80
Pontiac
1969-81

9804150 69-81 GM

1970-81 F-Body Door Window Stop

Reproduction door window stop for 1970-81 F-Body models. Manufactured from high quality die stamped steel with clear zinc plating. Features the correct rubberized coating to minimize noise while operating the window regulator. Includes bolt with retaining washer. Prepackaged in OER® polytube.

152733 70-81 2 req. per door



GM Door Latches



7648725

7648724

7740485

7740484

1967-81 Camaro and Firebird Door Latches

Reproduction door latches for all Camaro and Firebird models. High quality reproductions of the original door latches to replace existing damaged or broken originals. Prepackaged in OER® box.

7648725	67	Camaro	LH
7648724	67	Camaro	RH
7740485	68	Camaro	LH
7740484	68	Camaro	RH
8720402	69	Camaro	RH
8720401	69	Camaro	RH
1748554	70-81	Camaro	LH
1748553	70-81	Camaro	RH

1964-72 GM A-Body Door Latches Chevelle/El Camino/Tempest/LeMans/GTO

Reproduction door latches for Chevelle, El Camino, Tempest, LeMans and GTO models. Manufactured to factory specifications to provide an authentic replacement for damaged or missing originals. Prepackaged in OER® box.

Chevelle/El Camino

4545371	64-65	LH
4545370	64-65	RH
7656083	67	LH
7656082	67	RH
7730079	68	LH
7730078	68	RH
9829705	70-72	LH
9829704	70-72	RH

Tempest/LeMans/GTO

4545371	66-67	LH
4545370	66-67	RH

Chevelle

8800005	69-70	LH	2 door
8800004	69-70	RH	2 door



7656083

7656082

Original appearance and quality

Manufactured from the finest materials

Zinc plated to prevent premature rusting

Available for F-bodies, A-bodies and X-bodies

Replaces the complete original assembly exactly

1965-66 Pontiac Full Size B-Body Door Latches

Reproduction door latches for all Catalina Bonneville, 2 + 2, Star Chief and Grand Prix models. High quality reproductions of the original door latches to replace existing damaged or broken originals. Prepackaged in OER® box.

4545371	65-66	Pontiac Full Size B-Body	LH
4545370	65-66	Pontiac Full Size B-Body	RH

1963-70 GM X-Body Door Latches

Reproduction door latches for GM X-body models including Chevrolet II/Nova and Pontiac Ventura. High quality reproductions of the original door latches to replace existing damaged or broken originals. Prepackaged in OER® box.

14335	63-65	GM X-Body	LH	all
14336	63-65	GM X-Body	RH	all
14335	66-67	GM X-Body	LH	2 dr sprt cp
14336	66-67	GM X-Body	RH	2 dr sprt cp
14335	66-67	GM X-Body	LH	sedan
14336	66-67	GM X-Body	RH	sedan
8720402	69-70	GM X-Body	LH	2 door
8720401	69-70	GM X-Body	RH	2 door

1959-70 Full Size GM B-Body Door Latches

Reproduction door latches for all 1959-70 Impala, Bel Air, Biscayne, Catalina, Bonneville, 2+2, Star Chief, and Grand Prix 2 door hardtop/convertible models. High quality reproductions of the original door latches to replace existing damaged or broken originals. Prepackaged in OER® box.

4752350	59	Full Size B-body	LH
4752349	59	Full Size B-body	RH
4786339	60	Full Size B-body	LH
4786338	60	Full Size B-body	RH
4807151	61-62	Full Size B-body	LH
4807150	61-62	Full Size B-body	RH
14026	63-64	Full Size B-body	LH
14027	63-64	Full Size B-body	RH
4484801	65-66	Full Size B-body	LH
4484800	65-66	Full Size B-body	RH
7730079	68	Full Size B-body	LH
7730078	68	Full Size B-body	RH
8800005	69-70	Full Size B-body	LH
8800004	69-70	Full Size B-body	RH

GM Door Latches

New!



3865417



3865418



CX1271



T70757

OER AUTHORIZED

1947-91 Chevrolet/GMC Truck Door Latches

Reproduction of the front door latches for pickup, Blazer/Jimmy and Suburban models. Each door latch duplicates the original and will install correctly, making the door open more easily and close more securely.

CX1272	47-51	LH	
CX1271	47-51	RH	
CX1274	52-55	LH	1st series
CX1273	52-55	RH	1st series
CX1276	55-59	LH	2nd series
CX1275	55-59	RH	2nd series
1662759	60-63	LH	
1662760	60-63	RH	
3865417	64-66	LH	
3865418	64-66	RH	
3919201	67-72	LH	
3919202	67-72	RH	
T70756	73-82	LH	
T70755	73-82	RH	
T70758	82-86	LH	C/K models
T70757	82-86	RH	C/K models
T70758	87-91	LH	R/V models
T70757	87-91	RH	R/V models
T70760	89-00	LH	C/K series trucks
T70759	89-00	RH	C/K series trucks
T70760	92-00	LH	Blazer/Jimmy/Tahoe/Yukon/Suburban
T70759	92-00	RH	Blazer/Jimmy/Tahoe/Yukon/Suburban

New!



14625



14626

1967 Chevy II/Nova Door Relay Mechanism **OER AUTHORIZED**

Reproduction door relay mechanism, also known as a door opening mechanism, for 1967 models. Each relay or mechanism operates the door latch, opening the door when the handle is pulled.

14625	67	LH	Chevy II/Nova
14626	67	RH	Chevy II/Nova

New!



K8090



8800995



8800995 - Detail



8800994



8800994 - Detail

1968-81 Inner Door Opening Rod

Correct reproduction door latch rod assembly for 1968-81 Camaro and Firebird models. The door latch rod assembly connects the inner door handle mechanism to the door latch. Rods feature correct contours and includes plated rod, anti-rattle sleeve, center and end clip. Prepackaged in OER® polytube.

K8090	68-69	Camaro	LH & RH
8800995	70-81	F-Body	LH
8800994	70-81	F-Body	RH

GM Door Latches



New!

1968-81 Inner Door Lock Rod

Reproduction inner door lock rod for 1968-81 GM models. Attaches to the door latch and is used to unlock the door from the inside. This is the upper vertical rod threaded at one end where the door lock knob screws onto. For driver or passenger door. Prepackaged in OER® polytube.

7733785	68	Camaro - 2 req
7733785	68	Firebird - 2 req
7733785	68	Chevy II/Novo - 2 req
K8091	69	Camaro - 2 req
K8091	69	Firebird - 2 req
152638	70-81	Camaro - 1 req
152638	70-81	Firebird - 1 req



Door Lock Rod Retaining Clip

Reproduction of the clip that retains the two inner door lock rods. This nylon clip joins the horizontal rod from the door latch with the vertical rod that the door lock knob screws on to. Sold individually. One required per door. Fits into a 17/64" hole and secures a 5/32" rod. Prepackaged in OER® polytube.

1970-02	Camaro	1978-80	Nova
1970-02	Firebird	1984-96	Corvette
1971-72	Impala	1979-89	Chevelle
1976-90	Impala		

K4013 70-02

1952-59 Chevrolet/GMC Truck

Door Strikers

OER AUTHORIZED

Reproduction of the door strikers for all 1952-59 Chevrolet and GMC trucks. Manufactured as original for a perfect fit and function. Sold in pairs.



CX1283 52-59

1960-72 GM Truck Door

Latch Screws OER AUTHORIZED

Reproduction door latch screws and lock washers for all 1960-72 GM truck models. Sold as a set of 6 screws and 6 lock washers that will attach both door latches. One set required per truck. Prepackaged in OER® polytube.



CX1578 60-72

New!



1955-60 Door Latch Striker Plates

Reproduction of the original door striker plates for the various GM models listed. Manufactured just as the original using high quality zinc die cast material, and stamped steel catches. These are assembled using the highest quality components available to ensure flawless operation and reliability. Sold as a pair. Prepackaged in OER® box.

1955-57	Chevy
1958-60	Full size (1960 1st design)
1956-60	Corvette (1960 1st design)
1959-60	El Camino

CX1874 55-60

1965-02 GM Door Lock Striker

The door lock striker is screwed into the door jamb area for either the RH or the LH door. This is a correct reproduction of the original striker for use on all the GM applications listed below.



1965-67	all Chevrolet Exc. Nova
1968-70	all Chevrolet
1968-72	Corvette
1971-72	all Chevrolet Exc. Full Size B-Body
1973-75	Camaro, Nova
1978-79	Chevrolet Malibu, Monte Carlo, El Camino
1980-81	all Chevrolet
1965-70	all Pontiac
1971	all Pontiac exc. B-Body
1972	Pontiac Firebird, Tempest Lemans, GTO
1973-75	Pontiac Firebird, Ventura, A-Body
1988-02	CK pickup truck

8770193 65-02 LH or RH



1982-92 GM F-Body Door Lock Striker

Reproduction door lock striker bolt. This bolt screws into the door jamb area of all 1982-92 Camaro and Firebird models. Features a correct black finish and a built in washer. 2 required per car. Prepackaged in OER® polytube.

20464563 82-92 LH or RH

1967-81 GM Door Lock Striker Washer

Reproduction door lock striker washer for various GM applications. The door lock striker washer is installed on the door jamb for either the RH or LH door. 2 required per car. Prepackaged in OER® polytube.



1965-67	all Chevrolet exc. Nova
1968-70	all Chevrolet
1968-82	Corvette
1971-72	all Chevrolet exc. Full Size B-Body
1973-75	Camaro, Nova
1978-79	Chevrolet Malibu, Monte Carlo, El Camino
1980-81	all Chevrolet
1965-70	all Pontiac
1971	all Pontiac exc. B-Body
1972	Pontiac Firebird, Tempest Lemans, GTO
1973-75	Pontiac Firebird, Ventura, A-Body

11500367 67-81 GM

1969-81 GM Door Lock Bellcrank Retainer

Reproduction bellcrank retainers for various GM models. These retainers attach the door lock bellcrank to the inner door. Two required per door.



8733856 2 required per door



1970-81 GM F-Body Locking Rod Silencer

Reproduction door lock rod silencer for 1970-81 Camaro and Firebird models. This rubber silencer attaches to the internal structure of the door to keep the lock rod positioned correctly and reduce noise and vibration. Sold as a set. 2 sets required per vehicle. Prepackaged in OER® polytube.

K497 70-81 Camaro/Firebird

GM Door Handles



1967-69 GM F-Body Door Handle Set

Includes all the necessary components to entirely replace the outer door handles, door handle gaskets and O-rings. Each handle for 1967-69 Camaro/Firebird is manufactured to exact factory specifications and includes highly polished triple chrome plating for a dazzling appearance. Includes (2) outer door handles, (2) push buttons, (2) push button O-rings, (2) door handle to body gaskets.

R5001 67-69 F-Body



9827571

9827570

1970-75 GM Outer Door Handles

Reproduction outer door handle for various GM models. A complete assembly including the chrome handle (6-3/8" long) the spring mechanism and gasket (escutcheon). Completely assembled and ready to install. Prepackaged in OER® box.

1970-75 Camaro	1970-75 Firebird
1970-75 Impala/Caprice	1970-75 Vega
1970-75 Monza	1975 Oldsmobile Starfire

9827571 70-75 GM LH

9827570 70-75 GM RH

New!



K357

K358

1976-81 GM Outer Door Handles **AUTHORIZED**

Reproduction outer door handle for various GM models. Each die cast assembly includes the black handle (5-5/8" long) the spring mechanism and gasket (escutcheon). Completely assembled and ready to install.

Chevrolet	Pontiac
1976-81 Camaro	1976-80 Skylark
1976-81 Impala/Caprice	1984-87 Regal
1976-81 Monza	Pontiac
1976-81 Vega	1976-81 Firebird
1983-88 Malibu	1976-80 Sunbird
1983-88 El Camino	1986 Bonneville
1983-88 Monte Carlo	1986 Grand Prix

20454213 76-81 LH black

20454212 76-81 RH black

K357 76-81 LH chrome

K358 76-81 RH chrome

New!



K359

20332645

1982-92 Outer Door Handles **AUTHORIZED**

OER® Authorized reproduction outer door handles will install on the various GM models listed. Manufactured as original for a perfect fit and function. Die cast handles are available in black or chrome finish.

Chevrolet	Pontiac
1982-92 Camaro	1982-87 Firebird
1982-90 Celebrity	1982-90 6000
1982-89 Cadet	1982-87 Sunbird
1982-89 Cavalier	1982-87 J2000
Buick	Oldsmobile
1982-96 Century	1982-96 Cutlass Cruiser
1986-91 Skylark	1982-96 Cutlassiera
1985-91 Somerset	1986-89 Toronado
1982-89 Skyhawk	1985-91 Galati
Cadillac	1982-86 Firenze
1982-88 Cimerron	

K359 82-92 LH black

K360 82-92 RH black

20332645 82-92 LH chrome

20332644 82-92 RH chrome

New!



15969376

15969377

20111713

20111712

1980-90 Outer Door Handles **AUTHORIZED**

Reproduction outer door handles for the various GM models listed. Manufactured as original for a perfect fit and function. Die cast handles are available in black or chrome.

Chevrolet	Pontiac
1980-85 Impala	1987-89 Safari
1980-85 Caprice	1983-86 Parisienne
1982-90 S10/S15 Truck	1980-84 Phoenix
1982-90 S10/S15 Blazer/Jimmy	1980-81 Catalina
1978-82 Chevette	1980-81 Bonneville
1980-85 Citation	1981-83 T1000
Buick	Oldsmobile
1980-85 Skylark	1980-84 Omega
1980-84 Electra	1980-85 Delta 88
1980-89 Estate Wagon	1980-81 Ninety Eight
1980-85 LeSabre	1982-84 98 Regency
1988-90 LeSabre Wagon	1982-90 Custom Cruiser

15969376 80-90 LH black

15969377 80-90 RH black

20111713 80-90 LH chrome

20111712 80-90 RH chrome

GM Door Handles

New!



16628414



16628415

1993-02 Camaro/Firebird Outer Door Handles **OER** AUTHORIZED

OER® Authorized reproduction outer door handles will install on all 1993-02 Camaro and Firebird models. Die cast handles are available in black or chrome finish.

K372	93-02	LH	chrome
K371	93-02	RH	chrome
16628415	93-02	LH	black
16628414	93-02	RH	black



1970-88 GM Outer Door Handle Gasket

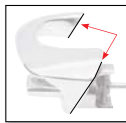
Replacement of the original door handle gasket that inserts on the back of the door handle and acts as protection between the handle and the door metal. Fits LH and RH, 2 required. Prepackaged in OER® polytube.

1970-81 Camaro
1976-79 Nova
1973-75 Chevelle
1976-83 Malibu
1971-75 Vega
1976-87 Chevette
1971-72 Catalina, Bonneville
1973-76 Century, regal, skyhawk
1981 Century, Regal
1975 Starfire
1970-81 Firebird
1971-81 Full Size
1976-88 Monte Carlo
1976-88 El Camino
1976-81 Monza
1980-81 Citation
1973-81 All except Ventura
1977-80 All Buick exc Riviera

9827572 70-88 LH or RH



R5050



1962-65 handle profile
of mounting angle



R5051



1966-67 handle profile
of mounting angle



R5001B



1962-69 handle profile
of mounting angle

1962-79 Chevy II/Nova Door Handle Sets **OER** AUTHORIZED

Each handle is manufactured to exact factory specifications and includes highly polished triple chrome plating for a dazzling appearance. Each set includes (2) outer door handles, (2) push buttons, (2) push button o-rings, (2) door handle to body gaskets.

R5050	62-65	Chevy II/Nova	2 or 4 door front only
R5051	66-67	Chevy II/Nova	2 or 4 door front only
R5001B	68-79	Chevy II/Nova	2 or 4 door front only



1947-51 Chevrolet/GMC Truck Outer Door Handles **OER** AUTHORIZED

Reproduction of the outer door handles for 1947-51 Chevrolet and GMC trucks. Manufactured as original with a bright chrome finish. Each door handle is designed to replace the factory handles exactly. Includes mounting hardware and gaskets.

CX1290 47-51 Chevrolet/GMC Truck

GM Door Handles



CX1291

CX1292

ALFA AUTHORIZED

1952-66 Chevrolet/GMC Truck Outer Door Handles

Reproduction of the outer door handles for 1952-66 Chevrolet and GMC trucks. Manufactured as original with a bright chrome finish. Each door handle is designed to replace the factory handles exactly. Includes mounting hardware, gaskets and one non-locking push button.

CX1291	52-59	Chevrolet/GMC Truck
CX1292	60-66	Chevrolet/GMC Truck

1967-72 Chevrolet/GMC Truck Outer Door Handles

ALFA AUTHORIZED

Reproduction of the outer door handles for 1967-72 Chevrolet and GMC trucks. Manufactured as original with a bright chrome finish. Each door handle is designed to replace the factory handles exactly. Includes mounting hardware and gaskets.

CX1293	67-72
--------	-------



6272581

6272582

ALFA AUTHORIZED

1973-91 Chevrolet/GMC Truck Outer Door Handles

Reproduction of the outer door handles for 1973-91 Chevrolet and GMC trucks. Manufactured with a bright chrome finish and black knob as original. Includes mounting hardware and gaskets.

6272581	73-91	LH
6272582	73-91	RH

1995-00 Outer Door Handles **ALFA** AUTHORIZED **New!**

Reproduction die cast outer front door handles for 1995-00 pickup, extended cab models, 1995-00 Tahoe/Yukon, Suburban and Escalade (exc. Denali). Fits front doors only.

15742229



15742229	95-00	LH
15742230	95-00	RH



C2377

1960-70 Impala/Full Size Door Handle Sets

Beautifully reproduced outer door handle sets designed for the applications listed. Manufactured to exact specifications with a high quality chrome plating for an authentic appearance. Each set includes (2) outer door handles, (2) push buttons, (2) springs, (2) o-rings, (4) gaskets and mounting hardware.

CM2082	60	Impala/Full Size	2 door
CM2083	60	Impala/Full Size	4 door front
CM2084	60	Impala/Full Size	4 door rear
C2377	61-62	Impala/Full Size	2 or 4 door front
CM2116	61-62	Impala/Full Size	4 door rear
C2378	63-64	Impala/Full Size	2 or 4 door front
CM2226	63-64	Impala/Full Size	4 door rear
C2377	65-68	Impala/Full Size	2 door
CM2415	65-68	Impala/Full Size	4 door front
CM2416	65-68	Impala/Full Size	4 door rear
CM2900	69-70	Impala/Full Size	2 door
CM2901	69-70	Impala/Full Size	4 door front
CM2902	69-70	Impala/Full Size	4 door rear

1962-79 GM Door Handle Push Button Set Restoration Parts

Each reproduction set includes the RH and LH door handle push button assemblies. These high polished chrome buttons include the chrome thumb knob, attachment rods, tension springs, O-ring gaskets and button retainers for easy installation.

New!



1967-69	Camaro/Firebird
1963-67	Corvette
1962-79	Chevy II/Novo

R5255	67-69	Camaro/Firebird
R5255	63-67	Corvette
R5252	62-65	Chevy II/Novo
R5253	66-67	Chevy II/Novo
R5254	68-79	Chevy II/Novo

1967-81 GM Door Push Button Lock Spring

OER® reproduction door handle push button lock springs for various Chevrolet models listed below. Each spring comes prepackaged in OER® polytube.



9720761

1967-81	Camaro	1967-81	Firebird
1968-76	Chevy II/Novo 2 door		

9720761	67-81	GM	LH
9720760	67-81	GM	RH

1955-79 GM Door Handle O-Ring

This O-ring installs on the outer door handle push button. Prevents rattling and wear between the handle and the push button.



1967-69	Camaro	1967-69	Firebird
1962-79	Novo	1958-67	Impala
1956-67	Corvette	1955-57	Chevrolet

4156548	55-79	GM
---------	-------	----

Reproduction Outer Door Mirrors

1963-65 Chevrolet Bow Tie Outer Door Mirrors

Restoration Parts

Correct replacement mirrors including Bow Tie and ribbed neck as original for the various passenger models listed.

Mirrors include mounting bracket, gasket and screws unless specified otherwise. Fits applications listed below.

1963-64 Chevrolet full size (Impala, Bel Air, Biscayne)
1963-65 Chevy II/Nova
1964-65 Chevelle



985878 63-65 Chevrolet LH or RH

1964-67 GM Outer Remote Mirror

Restoration Parts

Reproduction of the remote mirror for 1967 Camaro models. Includes the correct length cable and the early style interior chrome bezel along with a highly polished triple chrome finish. Also fits 1964-67 Chevy II/Nova, 1967 Firebird models. Works as functional service replacement on other various models in the GM line. Prepackaged in OER® box with the GM Restoration Parts™ logo.

1964-67 Chevy II/Nova
1967 Camaro/Firebird
1967 Chevelle/Malibu



3899857 64-67 GM LH

1968 GM Outer Remote Mirror

Restoration Parts

Exact reproduction of the 1968 drivers side remote mirror assembly including the mirror, cable, mounting bracket, gasket, screws and knob. For 1968 GM B-body models (except Caprice), Chevy II/Nova, Camaro, Chevelle, El Camino and Corvair. Prepackaged in OER® box with the GM Restoration Parts™ logo.

Note: Inner bezel sold separately.

1968 Passenger/Impala (exc. Caprice)
1968 Chevy II/Nova
1968 Camaro
1968 Chevelle/El Camino
1968 Corvair



3921816 68 GM LH



1969 Camaro Reproduction Outer Remote Mirror

Restoration Parts

Exact reproduction of the 1969 Camaro drivers side remote mirror assembly including the mirror, cable, mounting bracket, gasket, screws and knob. This is a superb reproduction with bright chrome finish. Your customers will appreciate this fine quality replacement designed exclusively for 1969 Camaro. Prepackaged in OER® box with the GM Restoration Parts™ logo.

Note: Inner bezel sold separately.

3957203 69 Camaro LH



1963-72 Chevrolet Bow Tie Outer Door Mirror

Restoration Parts

Reproduction outer door mirror for 1963-72 Chevrolet models listed. Bow Tie style with emblem cast into the rear of the mirror. Each reproduction mirror includes the bracket, gasket and mounting screws. Packaged in OER® box with GM Restoration Parts logo.

1963-72 Chevy II/Nova
1964-68 Chevelle
1967 Camaro/Firebird
1968 Impala/full size Chevrolet

OM3005 63-72 Chevrolet LH or RH

Reproduction Outer Door Mirrors



OEM Ribbed Style Base!

1963-72 GM Ribbed Style Outer Door Mirrors

These mirrors feature the original style "ribbed design" on the base of the mirror as shown above. Each mirror includes the bracket, gasket and mounting screws. Fits RH or LH sides. 2 required. Packaged in OER® box with GM Restoration Parts logo.

1963-72 Chevy II/Nova
1964-68 Chevelle
1967 Camaro/Firebird
1968 Impala/full size Chevrolet



3909197	63-72	without Bow Tie
CM3006	63-72	with Bow Tie



1970-81 Camaro/Firebird Bullet Mirrors

Reproduction of the die-cast outer door mirrors for LH (remote) and RH (non-remote) models. They fit 1970-81 Camaro/Firebird, 1974-77 Vega/Astre, and 1974-78 Monza/Sunbird. The passenger mirror does not feature the "Objects are closer than they appear" text, and is manually adjustable. The driver side mirror is remote adjustable and includes a pre-installed cable as shown.

Note: Inner bezel and mounting hardware sold separately.

9865801	70-81	LH	bullet mirror (remote)
20154908	70-81	RH	bullet mirror (non-remote)



1968-72 GM Outer Door Mirrors

Reproduction 1968-72 outer door mirrors include the brackets, gaskets and mounting screws for easy installation. Choose from the economic non-ribbed style or the original ribbed base style. Originally installed on the following vehicles: 1968-69 Camaro (RH/LH), 1968 full size Sport Coupe (LH only), 1969 Chevelle (LH only), 1969 full size passenger cars (LH only), 1970-72 Chevelle wagon and El Camino (LH only), 1970 full size passenger cars (LH/RH) and 1971-72 Chevelle (RH only). Please specify RH or LH mirror when ordering. Packaged in OER® box.

CM3004	68-72	LH	w/o rib design on base
CM3003	68-72	RH	w/o rib design on base
3914753	68-72	LH	with rib design on base
3914754	68-72	RH	with rib design on base

OER AUTHORIZED

1955-57 Chevrolet Outer Door Mirror

Reproduction exterior door mirror for 1955-57 Chevrolet full size passenger car models. Features correct contours and chrome plated base with stainless steel head. This mirror can be used on the driver or passenger side. Includes mounting hardware.

TF400440	55-57	Chevrolet
----------	-------	-----------

GM Outer Door Mirrors



T70622

OER AUTHORIZED

Drop Head Peep Mirrors

Reproduction drop head peep mirror for early car and truck models. Mounts to top edge of door frame. Features a chrome arm with a 3 inch mirror head.

T70622	3" head
T70623	4" head



1960-65 Chevrolet Bow Tie Door Outer Mirror **OER AUTHORIZED**

Reproduction Chevrolet Bow Tie mirror for 1960-65 models. Correct base with highly polished chrome. Mirrors include mounting bracket, gasket and screws. Fits LH or RH sides.

1960-63 Chevrolet pickup
1962-65 Chevy II/Nova
1961-62 Full size Chevrolet

3912201	60-65	LH or RH
---------	-------	----------



CX1149



CX1150

1970-72 Chevrolet/GMC Truck Outer Mirror **OER AUTHORIZED**

Complete outer side mirror assemblies including the mounting plate, gasket and screws for 1970-72 Chevy pickup models. This complete assembly is designed to replace the original outer mirror.

CX1149	70-72	LH
CX1150	70-72	RH



1947-72 Chevrolet/GMC Truck Outer Mirror Head **OER AUTHORIZED**

Reproduction of the outer door mirror for all 1947-72 Chevrolet and GMC trucks. Manufactured with a smooth design and bright chrome finish. Prepackaged in OER® box.

CX1146	47-72
--------	-------



9683156

1970-90 GM Bullet Mirror Glass

OER® reproduction mirror glass fits 1970-81 Camaro/Firebird, 1970-90 full size Chevrolet, 1970-79 Nova, 1973-79 Chevelle and 1974-80 Vega models. The left mirror glass is for use with remote mirror and the right is for manual mirror.

Note: Adhesive not included. RH mirror glass does not include wording.

9606231	70-90	LH
9683156	70-90	RH



3863609

1965-66 Chevrolet Bow Tie Door Outer Mirrors **GM Restoration Parts**

OER® reproduction side view mirrors for 1965-66 Impala/full size models. These high quality mirrors are designed to offer your customers the best finish available! Extra attention is paid to the adjustment head ball ensuring long lasting dependability. Prepackaged in OER® box.

3863609	65-66	LH
3877975	65-66	RH



3921833



3927450

1968-81 GM Remote Mirror Bezels

This OER® reproduction remote mirror bezel is considered original equipment for models with standard or deluxe interiors. We offer this bezel separately from our standard remote mirror kits, as they are not included when purchasing a mirror. Standard fits 1968 Chevrolet full size, 1968-81 Camaro, 1968-81 Firebird and 1970-79 Nova. Deluxe fits 1968-69 Camaro and Firebird.

Note: The OER® remote mirror assemblies do not include the bezel.

F-Body

3921833	68-81	standard int.
3927450	68-69	deluxe int.

Chevrolet Full Size Passenger Car

3921833	68	standard int.
---------	----	---------------

Nova

3921833	70-79	standard int.
---------	-------	---------------



1966-67 GM Remote Mirror Bracket

Reproduction mirror bracket for various 1966-67 GM models. This bracket attaches the outer door mirror on vehicles with remote round mirrors.

1967	Camaro	1967	Firebird
1967	Chevy II/Nova	1967	Chevelle
1966-67	Corvair		

3899859	66-67	GM
---------	-------	----

GM Outer Door Mirror Accessories



1963-72 GM Standard Outer Door Mirror Bracket Sets

Restoration Parts

Set contains all the necessary hardware to install a standard (non-remote) mirror onto either the driver or passenger side door. Mirror mounting sets contain the bracket, gasket, mirror to bracket and bracket to door screws. Prepackaged in a bag with OER® header card featuring the GM Restoration Parts™ logo. Set mounts 1 side only; 2 required. Components also sold separately.

1967-69 Camaro 1968-70 Impala/full size
1963-72 Nova

Mirror Mounting Bracket Set

R355 63-72 LH or RH

Individual Components

K971 63-72 bracket, LH or RH

K991 63-72 gasket, LH or RH



9814441

9816863

1970-81 Standard Camaro Mirror Bracket & Mounting Gasket

Restoration Parts

Can be installed on all 1970-81 Camaro models with standard chrome mirrors. Will install on both LH and RH doors depending on year. The gasket is a correct injection molded plastic replacement.

Note: Not for use with remote or bullet mirrors.

9814441 70-81 bracket

9816863 70-81 gasket



1967 GM Remote Door Mirror Gasket

Reproduction outer door remote mirror mounting gasket for various GM models. Manufactured from quality plastic, the gasket is designed to protect the door paint from vibration damage. Prepackaged in OER® polytube.

1967 Camaro 1967 Firebird
1967 Chevy II/Nova 1967 Chevrolet

3899860 67 GM



1968-76 GM Remote Door Mirror Mounting Kit

Restoration Parts

OER® offers a complete installation kit designed to install a remote outer door mirror. Includes correct reproduction mirror mounting bracket, gasket and screw. OE# 3921835 (gasket), OE# 3921836 (bracket), OE# 9423324 (screw).

1968-69 Camaro 1968 Full Size exc. Caprice Sport Coupe
1968 Chevrolet 1970 Chevrolet Station Wagon, El Camaro
1968-76 Nova
1969-71 Full Size

Mirror Mounting Bracket Kit

R318 68-76

Individual Components

3921836 68-76 bracket

3921835 68-76 gasket



20055804

20055839

1970-81 GM Bullet Type Outer Door Mirror Brackets

Restoration Parts

OER® reproduction bullet style outer door mirror brackets for RH non-remote mirrors and LH remote style mirrors. Prepackaged with OER® header card. 20055839 RH (w/o remote) 20055804 LH (with remote).

1970-81 Camaro 1970-81 Firebird

20055804 70-81 LH

20055839 70-81 RH



1970-81 GM Bullet Mirror Mounting Gaskets

Restoration Parts

Correct replacement gasket used to install 1970-81 GM bullet mirrors. For use with manual RH mirror or LH remote mirror. Prepackaged with OER® header card. 1970-81 Camaro, 1970-81 Firebird, 1970-74 Nova. LH or RH.

9832126 70-81 GM



1962-65 Chevy II/Nova Outer Mirror Bracket

Reproduction outer mirror bracket originally used to install the manual door mirror on 1962-1965 Chevy II/Nova models. Each mirror bracket will attach an original or reproduction mirror to the door, and may be used to install LH or RH mirrors.

3821962 62-65 Chevy II/Nova



1963-65 Chevrolet Bow Tie Mirror Gasket

Quality molded mirror gasket for 1963-65 Chevrolet models. Fits as original between the mirror base and door.

1963-64 Chevrolet
1963-65 Chevy II/Nova
1963-64 full size Chevrolet

K994 63-65 LH or RH



1968 Camaro Remote Mirror Mounting Screw

Reproduction chrome screw used to mount the mirror to the frame. One required per mirror.

9423324 68 Camaro

GM Convertible Top Parts

New!



OER AUTHORIZED

1967-89 F-Body Convertible Top Frame

Reproduction of the original power top frame assembly. This EDP coated steel frame includes fully reinforced hinge mechanisms, header bow, intermediate bows and rear bow to replace the entire frame. Complete latch assemblies are also included. Fits vehicles equipped with factory power top.

Note: Shipped truck freight

K352 67-69 F-Body power top



OER AUTHORIZED

1967-89 GM F-Body Convertible Header Bow

Reproduction of the convertible top header bow used on all 1967-69 Camaro and Firebird convertible models. An excellent reproduction of the original header bow that installs in the front section of the convertible top frame that will replace the original rusted or damaged item.

Note: Shipped oversize.

K890 67-69 F-Body



7755256



HC62

1967-89 GM F-Body Convertible Tack Strip

Reproduction tack strip for all 1967-69 Camaro and Firebird convertibles. Mounts below the rear window area and retains the lower part of the convertible top to the car body. Mounting hardware available separately.

Note: Tack strip set is shipped double oversize.

7755256 67-69 F-Body tack strip
HC62 67-69 F-Body 17 piece bolt kit



Injection Molded!



Holes will line up with original for easy installation

Corners are correct in every detail!



Set of 14 chrome phillips head screws to install core: rain gutter (K723A)

GM Restoration Parts

1967-89 Camaro/Firebird Convertible Rain Gutter

Reproduction convertible rain gutter found on all 1967-69 Camaro and Firebird convertible models. OER® rain gutters are injection molded using flexible ABS material allowing correct installation. Each piece includes 14 OEM style mounting screws for easy installation. Designed to allow the rain to run off without getting into the rear convertible well area. Shipped in reinforced OER® box for added protection.

Note: Shipped double oversize.



7678186 67-69 F-Body rain gutter
K723A 67-69 F-Body screw set



1967-89 GM F-Body Top Latches **OER AUTHORIZED**

Quality reproduction of the convertible top latch found on all 1967-69 Camaro and Firebird convertible models. Comes complete with hooks ready to install.

K479 67-69 F-Body



K53001



black

white

OER AUTHORIZED

1967-89 F-Body Convertible Top Well Liner

Reproduction of the well liner for 1967-69 Camaro/Firebird convertible models. Manufactured with the correct grain vinyl as original. The well liner covers the section between the rear seat and the trunk area to protect the top when down.

K53001 67-69 F-Body black
K53010 67-69 F-Body white



1967-69 GM F-Body Top Seals

Reproduction convertible top frame to body seals for 1967-69 Camaro and Firebird convertible models. These seals prevent water drainage into the rear of the body and trunk area. Manufactured from molded rubber with a stamped steel spine as original. Pre-packaged in OER® polytube.

K3477	67-69	F-Body
-------	-------	--------



HK235

1958-70 GM Conv. Top Cylinders ALB AUTHORIZED

Reproduction actuator cylinders for the various GM applications below. Manufactured out of aluminum, the appearance is slightly different from the original, but they fit and function as original. Two cylinders are required per vehicle.

HK235	67-69	Camaro/Firebird
HK265	65-70	Impala/Full Size
HK263	62	Impala/Full Size
HK262	61	Impala/Full Size
HK261	59-60	Impala/Full Size
HK260	58	Impala/Full Size
HK235A	62-63	Nova/ Chevy II



ALB AUTHORIZED

1958-76 Convertible Top Boot Storage Bag

Reproduction of the storage bag for the convertible top boot for all convertible models listed. This bag will protect the top boot from damage when not in use. Available in black only.

1958-76	Impala	1967-69	Firebird
1962-63	Chevy II/Nova	1962-71	Dodge/Plymouth
1967-69	Camaro		

K51020	58-76
--------	-------

1967-69 GM F-Body Conv. Top Frame Stoppers

Eliminates the problem of the top frame pieces rubbing or meeting when the top is being folded down. Sold in pairs. Pre-packaged in OER® bag w/header card. Fits 1967-69 Camaro/Firebird models.



4680380	67-69	F-Body
---------	-------	--------

1961-70 Convertible Top Hold Down Cables

Reproduction convertible top hold down cables for use on the various GM models below. These cables are manufactured to factory specifications for correct fit and appearance. Available for Camaro, Firebird, Nova and Impala convertible models.



7639095

7639095	67-69	Camaro/Firebird
14724	62-63	Nova
4403084	61-64	Impala
7650196	65-70	Impala

1967-69 Convertible Well Molding Clips

GM Restoration Parts

OER® reproduction rear convertible well molding attachment clips. Clips are required to hold the convertible well molding to the body. Quantity will vary depending on the model. For 1967-69 Camaro/Firebird and 1967-69 GM full size passenger models.



1967-69 Impala/SS
1967-69 Camaro, Firebird

7672609	67-69	individual
K749	67-69	10 piece set

1962-63 Chevy II/Nova Convertible Well Molding Clip

New!



Reproduction convertible top well molding clip that attaches the molding around the rear well section on all 1962-63 Chevy II/Nova convertible models. Manufactured in carbon steel with black zinc plating for durability and originality. Pre-packaged in OER® polytube.

13942	62-63	Chevy II/Nova
K8070	62-63	Chevy II/Nova set of 12

1955-69 GM Conv. Top End Clip

OER® reproduction rear binding end clip for various GM convertible models. These polished stainless steel end clip covers and finishes both ends of the rear window outer top bow binding trim strip. Includes mounting screw. Sold individually. 2 required. Pre-packaged in OER® polytube.



1967-69 Camaro
1967-69 Firebird
1955-57 Tri-Five

7614749	55-69	GM
---------	-------	----

1967-69 GM F-Body Convertible Hold Down Latch

Reproduction of the latch used on 1967-69 Camaro and Firebird convertible models with a manual convertible top. Locks the convertible top in place when folded in the top well and prevents it from moving while driving.



K134	67-69	GM	manual top
------	-------	----	------------

GM Convertible Top Parts

1967-69 GM F-Body Top Boot Clips



Top boot clips are manufactured from a 10% glass filled nylon then heat treated and coated to help eliminate rust for a more durable, longer lasting plastic clip. OER® clip kits come complete with 16 clips and retainers. Packaged in bag with OER® header card.

Top Boot Clips - Individual

R5279	67-69	made in the USA
K52011	67-69	reproduction

Top Boot Clips - Set of 16

R5280	67-69	made in the USA
K52010	67-69	reproduction



5716613



K703

1964-72 GM Conv Top Latch Hook & Knuckles

Reproduction convertible latch hook screws into the convertible latch knuckle assembly. Fits all 1964-69 GM convertible models and 1970-72 Impala and Chevelle convertibles. Chrome plated latch hook knuckles feature a die cast housing which pivots at front of latch mechanism. Latch hook threads into this part. Roll pin included. Fits 1967-69 Camaro/Firebird and 1964-72 GM full size passenger car.

5716613	64-72	hook - 2 rep.
K703	64-72	knuckle - LH
K704	64-72	knuckle - RH



K480

1967-69 GM F-Body Convertible Sun Visor Brackets

Reproduction convertible sun visor brackets. Each bracket is die-cast and features a highly polished chrome surface for 1967 Camaro/Firebird models and brushed chrome surface for 1968-69 Camaro/Firebird models. Fits all 1967-69 GM F-Body convertibles. These brackets feature the convertible latch knuckle recess. Pre-packaged individually in OER® box with GM Restoration Parts™ logo.

7647137	67	LH	polished
7647136	67	RH	polished
7758561	68-69	LH	brushed
7758560	68-69	RH	brushed
K480	67	LH/RH	polished
K481	68-69	LH/RH	brushed

1967-69 GM F-Body Convertible Door Alignment Wedges

This set offers all the wedges, shims and screws necessary to help keep the doors aligned on 1967-69 Camaro and Firebird models. 1 set required per car.

K1901	67-69	F-Body
-------	-------	--------

1984-02 GM Multi-Purpose Retaining Pin

Reproduction retaining pin for various 1984-02 GM models. This pin is designed to retain weatherstrips, seals, and convertible top covers. Measures M4.2 x 1.41 x 15 for a 4.75 mm dia. hole.

1991-92	Camaro convertible top cover retainer
1996-02	Camaro convertible top cover retainer
1991-92	Firebird convertible top cover retainer
1996-02	Firebird convertible top cover retainer
1993-96	Impala/Caprice hood seal retainer
1984-96	Corvette door window weatherstrip retainer
1984-90	Corvette roof weatherstrip retainer

20540336	84-02
----------	-------

New!



1955-72 Convertible Top Hose Retainer

Reproduction convertible top hose retainer clip for various 1955-72 GM convertible models. This reproduction retainer holds the top hose to the body. It keeps the hoses out of the way and allows the hoses to slide while the top cylinders are moving, preventing the hoses from pinching and interfering with the operation of the convertible top. Manufactured from stamped steel as original. Sold individually. Quantities vary by application, use as required. Pre-packaged in OER® polytube.

1967-69	Camaro
1967-69	Firebird
1962-64	Chevy II/Novra
1958-72	Impala/full size cars
1955-57	Tri-5 Chevys

14914	55-72	use as required
-------	-------	-----------------

New!



1967-72 Convertible Top Bolt and Pivot Set


AUTHORIZED

Reproduction of the rear control link bolt and bushing set used on 1967-69 Camaro and 1968-72 Chevelle convertible models. This complete set includes all the rear control link bolts and bushings that mounts from the rear control link of the frame to the trim sticks. Set also includes the bolts used to attach the convertible top cylinders to the frame.

1967-69	Camaro
1967-69	Firebird
1968-72	Chevy II/Novra

C1000B	67-72
--------	-------

New!



1951-75 Convertible Power Top Motor Grommet

Reproduction of the original rubber mounting / insulation grommet used on various GM vehicles with the optional power top. These rubber grommets install on the pump assembly and secure it to the vehicle while creating a damper for noise and vibration while the pump is in operation. Manufactured from high quality NBR material which is resistant to oils and fuels. Sold individually. Quantities vary by application. Use as required. Pre-packaged in OER® polytube.

1967-69	Camaro	1951-54	early Chevrolet
1967-69	Firebird	1956-62	Corvette
1962-63	Chevy II/Novra	1964-69	Chevelle
1958-75	Impala	1962-69	Corvaair
1955-57	Chevrolet	1955-72	Oldsmobile

3698109	51-75	use as req.
---------	-------	-------------

Reproduction GM Floor Pans

1967-69 Camaro/Firebird Complete Floor Pan AUTHORIZED

This unique reproduction is designed to offer the 1967-69 F-body enthusiast the finest in OEM quality and appearance. No need to weld partial floor pans together or patch floors, this quality EDP coated stamped steel reproduction will replace the whole floor completely and restore it back to original condition. Welding required, professional installation recommended.

Note: Shipped truck freight.



C9003	67-69	Camaro/Firebird
C9003W	67-69	Camaro/Firebird



C9002



C9001

1967-69 Camaro/Firebird

Full Length Floor Pans

Each floor pan is manufactured to exact specifications. Extends from the rear seat section to the firewall extension. Our floor pans feature additional metal which extends upward near the transmission tunnel allowing more coverage than other floor pans currently on the market. Each panel includes the correct drain hole area built right into the panel. The seat track mounting area is not included and must be removed from existing panel and reinstalled on the reproduction panel.

Note: Shipped double oversize.



C9002	67-69	LH
C9001	67-69	RH



Top view

1970-73 Camaro/Firebird Complete Floor Pan AUTHORIZED

Reproduction of the complete floor pan for all 1970-73 Camaro and Firebird models. Manufactured in high quality stamped steel, floor pans feature all the correct mounting holes, drain holes and ribbing as original.

Important: On 1970 models, the emission line holes in the front of the floor pan need to be cut in order for the lines to properly pass through the floor pan. 1971-73 models include the correct holes cut out.

Note: Shipped truck freight.



C9007	70-73	w/o braces
C9009	70-73	w/braces

New!



1967-69 F-Body AUTHORIZED Convertible Body Pan

Reproduction of the steel body pan for 1967-1969 Camaro and Firebird convertible models. The body pan installs under the transmission tunnel and helps keep the body from flexing. This part was only installed on convertible models. Produced in the correct factory gauge metal to withstand factory tension level specifications. A must for convertible floor restoration.

15603	67-69
-------	-------

New!



1967-69 F-Body AUTHORIZED Convertible Under Floor Brace

Quality, stamped steel reproduction of the under floor pan brace for 1967-69 convertible models. The original brace is usually rusted out on most vehicles. Replacing this piece is a must when replacing the floor pan.

C310	67-69	F-Body
------	-------	--------

New!



C1046L

C1046R

1967-69 F-Body AUTHORIZED Convertible Floor Pan Braces

Reproduction convertible floor pan braces for 1967-69 convertible models. These high-quality stamped steel reproductions will fit and install just like the originals.

C1046L	67-69	LH
C1046R	67-69	RH

Reproduction GM Floor Pans

New!



QER AUTHORIZED

1967 F-Body Firewall Panel with Heater Delete

This is a complete reproduction of the original firewall assembly for 1967 models. This reproduction firewall panel comes complete with correctly formed and punched holes for the hoses, throttle and speedometer cables for easier installation.

Note: Shipped truck freight.



C137C 67

New!



14283

14284

1967-69 F-Body Firewall to Floor Brace **QER AUTHORIZED**

Stamped steel reproduction of the firewall to floor pan brace. This panel runs from the firewall, down under the vehicle to the floor cross brace on 1969 models.

14283	69	LH
14284	69	RH

1967-69 F-Body Seat Frame Supports **QER AUTHORIZED**

QER AUTHORIZED

Reproduction front seat frame floor support replaces the area under the front bucket seats. Seat frame floor supports are attached to the floor pans to provide a mounting point for the seat frames. Available EDP coated for rust prevention or finished in a special Weld-Thru primer that requires minimal preparation.



M1051L

M1050R

New!

Coupe

EDP Coated

M1051L	67-69	LH
M1050R	67-69	RH

Weld-Thru

M1051LW	67-69	LH
M1050RW	67-69	RH

Convertible

EDP Coated

14285	67-69	LH
14286	67-69	RH

New!



1967-69 F-Body Back Seat Brace **QER AUTHORIZED**

Reproduction rear seat support braces for 1967-1969 models. Replace your bent, rusted, or missing originals with this brand new reproduction set by spot welding them to the rear floor board and package shelf. Braces are designed to attach the package tray to the under seat pan on coupe models only.

1001 67-69 F-Body

New!



C1052L

C1052R

1967-69 F-Body Front Seat Brace **QER AUTHORIZED**

Reproduction front seat brace for 1967-69 convertible models. These high-quality stamped steel reproductions will fit and install just like the originals.

C1052L	67-69	F-Body	LH
C1052R	67-69	F-Body	RH

New!



C1053L

C1053R

1967-69 F-Body Under Rear Seat Brace **QER AUTHORIZED**

Reproduction of the stamped steel brace that goes under the rear seat on the leading edge of the rear seat riser on 1967-1969 models.

C1053L	67-69	F-Body	LH
C1053R	67-69	F-Body	RH

New!



QER AUTHORIZED

1967-69 Convertible Rear Seat Back Divider Panel

Reproduction rear seat divider for 1967-69 convertible. This panel will completely replace rusted or damaged rear seat back panels also known as the rear seat divider. This is the sheet metal panel which is installed directly behind your upholstered seat back. This reproduction is manufactured from original gauge steel, stamped to fit as original, and is EDP coated to prevent rust.

Note: Shipped double oversize.

052

C2058 67-69 convertible

Reproduction GM Floor Pans

New!



1955-57 Convertible Floor Pan AUTHORIZED

Reproduction floor pan for 1955-57 convertible models. Manufactured with quality steel stamped to factory specifications, this floor pan features all under pan bracing and correct contours for a proper fit. EDP coated for rust prevention.

Note: Shipped truck freight.

TF400480A	55-57	w/braces
-----------	-------	----------



New!



1961-64 Impala and Full Size Chevrolet Complete Floor Pan Assembly AUTHORIZED

Reproduction floor pan assembly for all 1961-64 Impala and full size Chevrolet models. Each complete floor pan is die formed from heavy gauge galvanized steel and features spot welded under rear seat pans as well as holes and mounting nuts for seat and seat belt attachment. Available in EDP coated for corrosion resistance or in Weld-Thru for superior corrosion resistance. 1961-64 floor pans are available with or without full underside bracing attached.

Note: Shipped truck freight.

EDP Coated

B12020	61-64	w/o underside bracing
152676	61-64	with underside bracing



Weld-Thru

152676W	61-64	with underside bracing
---------	-------	------------------------



BFP1700L



BFP1700R

1961-64 Impala Full Length Floor Pans AUTHORIZED

Each floor pan section is manufactured to exact specifications with extreme detail for originality and quality. The seat track mounting area must be removed from the existing panel and reinstalled on to reproduction panel. EDP coated.

Note: Shipped truck freight.

BFP1700L	61-64	Impala	LH	64" L x 31" W
BFP1700R	61-64	Impala	RH	64" L x 31" W



B1006A



B1005A

1965-70 Impala Full Length Floor Pans AUTHORIZED

Exact replacement floor pans for 1965-70 passenger models. Replace your damaged or rusted out floor pans with OER® Authorized high quality reproductions! Each floor pan section is manufactured to exact specifications with extreme detail for originality and quality. The seat track mounting area must be removed from the existing panel and reinstalled on to reproduction panel. EDP coated.

Note: Shipped truck freight.

B1006A	65-70	Impala	LH
B1005A	65-70	Impala	RH



Reproduction GM Floor Pans

New!



OER AUTHORIZED

1962-64 Impala/Full Size Rear Seat Floor Pan

Reproduction rear seat floor pan for 1962-64 full size Chevrolet cars including Impala, Bel Air and Biscayne models. This panel fits between the floor pan and the trunk separator panel. Manufactured to factory specifications. Available with EDP coating for rust prevention or with a Weld-Thru coating for superior rust prevention and minimal prep work.

Note: Shipped double oversize.

OESZ

B1714A	62-64	EDP coated
B1714W	62-64	Weld-Thru coated

New!



14022



B6842

B6843



B6841



B14179

OER AUTHORIZED

1961-64 Impala/Full Size Floor Pan Braces

Reproduction floor pan braces are made from top quality steel to exact specifications and will fit just like the original.

Note: Shipped double oversize.

OESZ

Front Floor Brace

14022	61-64	Impala/Full Size
-------	-------	------------------

Front Under Seat Floor Braces

B6842	61-64	Impala/Full Size
-------	-------	------------------

B6843	61-64	Impala/Full Size
-------	-------	------------------

Rear Floor Brace

B14179	61-64	Impala/Full Size
--------	-------	------------------

Rear Under Seat Floor Brace

B6841	61-64	Impala/Full Size
-------	-------	------------------

1962-76 Chevy II/Nova Full Length Floor Pans

OER AUTHORIZED

OER® reproduction floor pans are manufactured to exact specifications featuring the correct ribbing and uncut drain hole areas built right into the panel. You may cut this section out when installing to put the original drain plug back in if desired. These are truly the finest quality floor pans available. The seat track mounting area is not included and must be removed from existing panel and reinstalled on to the reproduction panel. Use plug #1667194 or #1667195, available separately.

Note: Shipped double oversize.



E166211



E167211

OESZ

E166211	62-67	LH	
E166212	62-67	RH	
E167211	68-76	LH	20" W x 56" L
E167212	68-76	RH	20" W x 56" L
N6572	68-76	RH & LH (pr)	

1967-72 Chevrolet/GMC Truck Complete Floor Pan

OER AUTHORIZED

Reproduction of the complete floor pan for 1967-72 Chevrolet or GMC pickup trucks. Now you can change the whole floor pan rather than piece by piece. This stamped steel, EDP coated panel is manufactured to factory specification and will replace your rusted or damaged original. It comes with all the underside bracing, so you do not have to reuse the ones off the old floor. Designed for 1/2 ton 2 wheel drive trucks only.

Note: Shipped truck freight.

OESZ

T70815 67-72 with under floor braces



Oval Floor Pan Plug - Metal

OER AUTHORIZED

Reproduction of the oval metal floor pan plug used by General Motors on various models. Located on both the front and rear floor pans and the trunk floor pan, these plugs are manufactured using heavy gauge steel as original and EDP coated for rust prevention. Sold individually. Use as needed. Overall dimensions 4-5/8" x 3-5/8".

Note: Hole locations and quantities may vary by model.

T667194 fits 3-1/4" x 2-1/4" oval hole



Round Floor Pan Plug - Rubber

OER AUTHORIZED

Reproduction of the round rubber floor pan plug used by General Motors on various models. Located on both the front and rear floor pans and the trunk floor, these plugs are manufactured in the same configuration as original. Sold individually. Use as needed. Overall diameter 2".

Note: Hole locations and quantities may vary by model.

T667195 fits 1-3/8" hole



Reproduction GM Quarter Panels

Complete quarter panel ready to install! This is a 100% correct reproduction of the original. When General Motors discontinued this popular item a few years back, restorers could either pay the high price for an original NOS panel or resort to the overseas quarter skins which were less expensive but difficult to install. OER® changes all the rules by manufacturing an authentic complete quarter panel featuring every component found on the original item. Stamped from new tooling created by OER®. Features original contours and design. Shipped in heavy corrugated box with OER® logo and GM Restoration Parts logo. Officially licensed by General Motors.

Note: Complete quarter panels are shipped truck freight.



Rear Tail Lamp Area
Tapered and finished tail lamp area designed to offer sharp contours for an OE appearance.

1969 Camaro Coupe Quarter Panels

This is a complete reproduction of the original quarter panel including the sail panel! 100% correct, unlike the 80% panel currently being offered elsewhere. Officially licensed by General Motors.

Note: Complete quarter panels are shipped truck freight.

7779477	69	Camaro	LH
7779476	69	Camaro	RH



1969 Camaro Convertible Quarter Panels

A complete reproduction of the original 1969 Camaro quarter panel! Officially licensed by General Motors.

Note: Complete quarter panels are shipped truck freight.

7779481	69	Camaro	LH
7779480	69	Camaro	RH



1970-73 Camaro Complete Quarter Panels

A correct reproduction of the original quarter panel for 1970-73 Camaro models. All the components of the original quarter panel are redesigned and implemented in this quarter panel. Officially licensed by General Motors.

Note: Complete quarter panels are shipped truck freight.

9868287	70-73	Camaro	LH
9868286	70-73	Camaro	RH

E-Coating for Rust Prevention

E-coat rust inhibitor coating is used to prevent surface rust prior to installation. All quarter panels are ready to prep and paint to any desired color.

Sail Panel Area

Features complete sail panel just like the original GM quarter panel.

Side Marker Lamp

Correct side marker cut-outs are included on all 1968 Firebird quarter panels as shown

Wheel Opening Contour
Correct wheel opening contour. Ready to install wheel opening moldings if desired.

Bumper Bracket Area
Reinforced bumper bracket area. Same as original!

Door Jamb Area
Features crucial door jamb area eliminating unnecessary welding associated with quarter skins. Also has cut-out for vent louver.

Trunk Gutter Area
Includes complete finished trunk gutter area as shown making it easy to install weatherstrip and trunk gutter moldings.


1967-68 Camaro Coupe & Convertible Quarter Panels

Not just a skin, a complete reproduction of the original quarter panel including the sail panel! Officially licensed by General Motors.

Note: Complete quarter panels are shipped truck freight.

7585085	67	LH	coupe
7585084	67	RH	coupe
7585087	67	LH	convertible
7585086	67	RH	convertible
7738673	68	LH	coupe
7738674	68	RH	coupe
7741302	68	LH	convertible
7741301	68	RH	convertible

GM Quarter Panels



1967-69 Firebird Coupe Quarter Panels Restoration Parts

A complete reproduction of the original 1967-69 Firebird quarter panel! Officially licensed by General Motors.

Note: Complete quarter panels are shipped truck freight.

7702811	67	Firebird	LH
7702810	67	Firebird	RH
7738877	68	Firebird	LH
7738876	68	Firebird	RH
8784181	69	Firebird	LH
8784180	69	Firebird	RH



1967-69 Firebird Convertible Quarter Panels Restoration Parts

A complete reproduction of the original 1967-69 Firebird convertible quarter panel! Officially licensed by General Motors.

Note: Complete quarter panels are shipped truck freight.

7702813	67	Firebird	LH
7702812	67	Firebird	RH
7741304	68	Firebird	LH
7741303	68	Firebird	RH
7779483	69	Firebird	LH
7779482	69	Firebird	RH

New!



C2350

EDP AUTHORIZED

1967-69 F-Body Quarter Panel and Door Frame

Reproduction of the quarter panel and door frame assembly for 1967-69 Camaro and Firebird coupe models. These unique pieces will replace the frame work around the doors, across the roof line and down the quarter panel to the rear wheel well. Includes the front kick panel area as well as the inner rear quarter area. Outer rocker panels are also included. EDP coated for rust prevention and welding is required for installation.

Note: Shipped truck freight.

C2352	67	LH
C2353	67	RH
C2350	68	LH
C2351	68	RH
C2354	69	LH
C2355	69	RH



C1000L

1969 F-Body Convertible Quarter Braces **EDP AUTHORIZED**

Reproduction quarter panel braces for 1969 Camaro and Firebird convertible models. These EDP coated, OE gauge steel panels also include the upper mounting holes for the "cocktail shakers". Welding required for installation.

Note: Shipped overseas.

C1000L	69	F-Body	LH
C1000R	69	F-Body	RH



1966-72 Nova Quarter Panels **EDP AUTHORIZED**

These complete reproduction quarter panels are manufactured from all-new tooling from correct gauge steel. Each panel features every component found on the original, including correct door jamb area, reinforced bumper bracket area, and correct side marker openings. EDP coated for rust resistance. For 2 door models only.

Note: Shipped truck freight.

14339	66-67	LH
14340	66-67	RH
8778517	68-69	LH
8778516	68-69	RH
8756531	70-72	LH
8756530	70-72	RH

Chevelle Patch Panels

New!



1668048



1668050

QER AUTHORIZED

1968-72 Chevy II/Nova Quarter Panel Skins

Reproduction quarter panel skin for 1968-72 Chevy II/Nova models. The skin extends to the top crease of the original quarter panel and is cut so it extends to all from the door jamb to the bumper area and includes pre-cut side marker openings. The panel offers a good fit, will install with minimal refitting and will allow application of the wheel opening moldings. Each panel requires welding for installation. Professional installation is recommended to ensure proper fit.

Note: Shipped truck freight.



1668049	68-69	LH
1668048	68-69	RH
1668051	70-72	LH
1668050	70-72	RH

New!



B1769A



B1733A

QER AUTHORIZED

1963-64 Impala/Full size Chevrolet Quarter Panels

Reproduction full quarter panels for 1963-64 full size Chevrolet 2 door hardtop and convertible models. Manufactured in stamped steel, these panels include the trunk ledge with pre-cut fuel and side marker openings (when applicable). These quarter panels do not include the door jamb area or the sail panel as they were not originally part of the quarter panel. EDP coated for rust prevention.

Note: Shipped truck freight.



B1069A	63	LH	2 dr hardtop/convertible
B1068A	63	RH	2 dr hardtop/convertible
B1733A	64	LH	2 dr hardtop/convertible
B1732A	64	RH	2 dr hardtop/convertible



NV101L

1962-65 Chevy II/Nova Rear Quarter Center Patch Panel

QER AUTHORIZED



Replacement rear center quarter patch panel for 1962-65 Chevy II/Nova models. Manufactured in the USA using high grade steel as original, these patch panels replace the section of the quarter panel above the rear wheels. Measures 15" x 38".

NV101L	62-65	LH
NV101R	62-65	RH



NV200L

1966-67 Chevy II/Nova Lower Rear Quarter Patch Panel

QER AUTHORIZED



Replacement lower rear quarter patch panel for 1966-67 Chevy II/Nova models. Manufactured in the USA using high grade steel as original, these patch panels replace the lower rear section of the quarter panel behind the rear wheels. Measures 8" x 32".

NV200L	66-67	LH
NV200R	66-67	RH



NV201L

1966-67 Chevy II/Nova Rear Quarter Center Patch Panel

QER AUTHORIZED



Replacement rear center quarter patch panel for 1966-67 Chevy II/Nova models. Manufactured in the USA using high grade steel as original, these patch panels replace the section of the quarter panel above the rear wheels. Measures 13" x 31".

NV201L	66-67	LH
NV201R	66-67	RH

Patch Panels



CH100L



CH201L

D&E AUTHORIZED

1964-65 Chevelle Lower Rear Quarter Patch Panel

Replacement lower rear quarter patch panel for 1964-65 Chevelle models. Manufactured in the USA using high grade steel as original, these patch panels replace the lower rear section of the quarter panel behind the rear wheels. Measures 7-3/4" x 29-1/2".

CH100L	64-65	Chevelle	LH
CH100R	64-65	Chevelle	RH

D&E AUTHORIZED

1966-67 Chevelle Rear Quarter Center Patch Panel

Replacement rear center quarter patch panel for 1966-67 Chevelle models. Manufactured in the USA using high grade steel as original, these patch panels replace the section of the quarter panel above the rear wheels. Measures 13-1/4" x 37".

CH201L	66-67	Chevelle	LH
CH201R	66-67	Chevelle	RH



CH101L



CH300L

D&E AUTHORIZED

1964-65 Chevelle Rear Quarter Center Patch Panel

Replacement rear center quarter patch panel for 1964-65 Chevelle models. Manufactured in the USA using high grade steel as original, these patch panels replace the section of the quarter panel above the rear wheels. Measures 12-7/8" x 29-1/4".

CH101L	64-65	Chevelle	LH
CH101R	64-65	Chevelle	RH

D&E AUTHORIZED

1968 Chevelle Lower Rear Quarter Patch Panel

Replacement lower rear quarter patch panel for 1968 Chevelle models. Manufactured in the USA using high grade steel as original, these patch panels replace the lower rear section of the quarter panel behind the rear wheels. Measures 10-1/8" x 29-1/2".

CH300L	68	Chevelle	LH
CH300R	68	Chevelle	RH



CH200L



CH300BL

D&E AUTHORIZED

1966-67 Chevelle Lower Rear Quarter Patch Panel

Replacement lower rear quarter patch panel for 1966-67 Chevelle models. Manufactured in the USA using high grade steel, these patch panels replace the lower rear section of the quarter panel behind the rear wheels. Measures 11-1/4" x 33-1/4".

CH200L	66-67	Chevelle	LH
CH200R	66-67	Chevelle	RH

D&E AUTHORIZED

1969 Chevelle Lower Rear Quarter Patch Panel

Replacement lower rear quarter patch panel for 1969 Chevelle models. Manufactured in the USA using high grade steel as original, these patch panels replace the lower rear section of the quarter panel behind the rear wheels. Measures 8-1/4" x 26-3/4".

CH300BL	69	Chevelle	LH
CH300BR	69	Chevelle	RH

Patch Panels



CH301L

OER AUTHORIZED

1968-69 Chevelle Rear Quarter Center Patch Panel

Replacement rear center quarter patch panel for 1968-69 Chevelle models. Manufactured in the USA using high grade steel as original, these patch panels replace the section of the quarter panel above the rear wheels. Measures 15-3/4" x 42-1/8".

CH301L	68-69	Chevelle	LH
CH301R	68-69	Chevelle	RH



CH301L

OER AUTHORIZED

1968-72 El Camino Rear Quarter Center Patch Panel

Replacement rear center quarter patch panel for 1968-72 El Camino models. Manufactured in the USA using high grade steel as original, these patch panels replace the section of the quarter panel above the rear wheels. Measures 15-3/4" x 42-1/8".

CH301L	68-72	El Camino	LH
CH301R	68-72	El Camino	RH



CH401L

OER AUTHORIZED

1970-72 Chevelle Rear Quarter Center Patch Panel

Replacement rear center quarter patch panel for 1970-72 Chevelle models. Manufactured in the USA using high grade steel as original, these patch panels replace the section of the quarter panel above the rear wheels. Measures 12-1/4" x 37-1/8".

CH401L	70-72	Chevelle	LH
CH401R	70-72	Chevelle	RH



CH300EL

OER AUTHORIZED

1968-72 El Camino Lower Rear Quarter Patch Panel

Replacement lower rear quarter patch panel for 1968-72 El Camino models. Manufactured in the USA using high grade steel as original, these patch panels replace the lower rear section of the quarter panel behind the rear wheels. Measures 10-1/2" x 35-1/2".

CH300EL	68-72	El Camino	LH
CH300ER	68-72	El Camino	RH



CH400L

OER AUTHORIZED

1970-72 Chevelle Lower Rear Quarter Patch Panel

Replacement lower rear quarter patch panel for 1970-72 Chevelle models. Manufactured in the USA using high grade steel as original, these patch panels replace the lower rear section of the quarter panel behind the rear wheels. Measures 12-3/4" x 31".

CH400L	70-72	Chevelle	LH
CH400R	70-72	Chevelle	RH



CH600EL

OER AUTHORIZED

1978-87 El Camino Lower Rear Quarter Patch Panel

Replacement lower rear quarter patch panel for 1978-87 El Camino models. Manufactured in the USA using high grade steel as original, these patch panels replace the lower rear section of the quarter panel behind the rear wheels. Measures 10-3/4" x 31".

CH600EL	78-87	El Camino	LH
CH600ER	78-87	El Camino	RH

GM F-Body Quarter Panel Parts



7738668

K921

8788235

1968-81 F-Body Door Jamb Vent Grills

Reproduction of the original door jamb vent grill for all 1968-81 Camaro and Firebird models. Manufactured using rigid ABS plastic, this vent grill installs in the door jamb area of the quarter panel and covers the opening in the center. Allows air to flow freely throughout the interior for ventilation. We now offer the replacement style without backing vent or the complete OEM style vent that includes the backing section and rear vent flap assembly as original.

Without Backing Vent

K921	68-69	F-Body
------	-------	--------

With Backing Vent

7738668	68-69	F-Body	with flap
8788235	70-81	F-Body	with flap



K505

1967-69 Camaro/Firebird Convertible Inner Side Panels

Reproduction of the original steel convertible inner side well panels. These panels curve around the area where the convertible top frame folds down and are located directly above the rear arm rest section. Includes the entire metal section behind the rear side arm rests. For use with Camaro or Firebird convertibles.

Note: Upholstery material not included with panels, sold separately.

K509	67-69	F-Body	LH
K508	67-69	F-Body	RH



K505

K507

1967-69 Camaro/Firebird Rear Inner Side Arm Rest Panel

Zinc plated reproduction of the steel rear arm rest panels. Fits all 1967-69 Firebird models and Camaro coupe models with deluxe interiors and/or fold down rear seats feature rear side arm rest panels as well as 1967-69 convertible models.

Note: Modification to the airstray holes are required when using the larger 1967 airstrays. (Holes must be enlarged.) No modifications are necessary when using 1968-69 airstrays.

Coupe Models

K505	67-69	F-Body	LH
K504	67-69	F-Body	RH

Convertible Models

K507	67-69	F-Body	LH
K506	67-69	F-Body	RH

New!



C113R

OER AUTHORIZED

1967-69 F-Body Inner Wheelhouse Panels

Exact reproduction inner wheelhouse panels for 1967-69 Camaro and Firebird models. These top-quality, stamped steel panels are made to factory specifications. EDP coated for rust prevention. Fits coupe and convertible models.

Note: Shipped double over-size.

C113L	67	F-Body	LH
C113AL	68-69	F-Body	LH
C113R	67-69	F-Body	RH

New!



CM2519



1667196

OER AUTHORIZED

1967-69 F-Body Outer Wheelhouse Panels

Exact reproduction outer wheelhouse panels for 1967-69 Camaro and Firebird models. These top-quality, stamped steel panels are made to factory specifications and will replace the outer wheelhouse correctly. Available in EDP coated or Weld-Thru primer for superior rust prevention. Fits coupe and convertible models.

Note: Shipped double oversize.

EDP Coated



1667331	67-68	F-Body	LH
1667330	67-68	F-Body	RH
CM2520	69	F-Body	LH
CM2519	69	F-Body	RH

Weld-Thru

1667331W	67-68	F-Body	LH
1667330W	67-68	F-Body	RH
CM2520W	69	F-Body	LH
CM2519W	69	F-Body	RH

New!



1667332 (outer view)

OER AUTHORIZED

1969 F-Body Complete Wheelhouse Panels

Reproduction complete wheelhouse assemblies for 1969 Camaro and Firebird models. These panels are made to factory specifications and will replace the entire wheelhouse correctly. Fits coupe and convertible models. Available in standard width or for mini-tubs. Comes EDP coated for rust prevention or finished in a special weld-through primer that requires minimal preparation.

Note: Shipped double oversize.

Mini-Tub Width

EDP Coated



1667334	69	RH
1667335	69	RH

Weld-Thru

1667334W	69	RH
1667335W	69	RH

Standard Width

1667332	69	LH
1667333	69	RH

1970-81 Camaro Inner Wheelhouse **OER AUTHORIZED**

Reproduction of the inner wheelhouse for all 1970-81 Camaro models. Installs between the trunk area and the outer wheelhouse. Manufactured from stamped steel and EDP coated for rust prevention.

Note: Shipped truck freight.



1667197	70-81	Camaro	LH
1667196	70-81	Camaro	RH

New!



C2466

OER AUTHORIZED

1962-65 Chevy II/Nova Outer Wheelhouse

Correct reproduction of the original outer wheelhouse panel for use with 1962-65 Chevy II/Nova models. Each panel is an exact duplicate of the original. EDP coated for rust prevention.

Note: Shipped oversize.



C2466	62-65	Chevy II/Nova	LH
C2465	62-65	Chevy II/Nova	RH

New!



B6845A

1961-64 Wheelhouse Box Brace **OER AUTHORIZED**

Reproduction of the original rear wheelhouse box brace that attaches at the rear of the wheelhouse section on 1961-64 models. Also known as the rear body to frame support, or the wheel well brace. This item is manufactured in heavy gauge steel, welds to the inner wheelhouse beneath the trunk floor, and features the nut for the rear body bolt.

EDP Coated

B6844A	61-64	LH
B6845A	61-64	RH

Weld-Thru

B6844W	61-64	LH
B6845W	61-64	RH

Reproduction GM Trunk Pans

New!



13991

1967-69 GM F-Body

Rear Frame Rails **DER** AUTHORIZED

Maintain the structural integrity of your 1967-69 Camaro or Firebird by replacing damaged, bent or rusted frame rails. Each frame rail is 68" long and covers the entire area from the under rear seat floor pan to the rear tail panel. Welding is required, professional installation recommended. Comes EDP coated for rust prevention or finished in a special weld-through primer that requires minimal preparation, eliminates corrosion between overlapped panels, and promotes superior weld characteristics.

Note: Shipped oversize.

EDP Coated



14397	67	LH
14398	67	RH
13990	68-69	LH
13991	68-69	RH

Weld-Thru

14397W	67	LH
14398W	67	RH
13990W	68-69	LH
13991W	68-69	RH



C338

1967-69 Camaro/Firebird

Full Trunk Pan **DER** AUTHORIZED

Reproduction of the trunk floor pan for 1967-69 F-body models. This trunk pan will replace your trunk floor including the tail pan braces, floor braces, side trunk floor extensions and forward panel up to the rear seat divider. The lower side panels are also required for a complete replacement. The panel comes EDP coated and ready for installation.

Note: Shipped truck freight.




C338	67
C337	68
C339	69

1967-69 Camaro/Firebird Center Trunk Floor Pan

Each trunk pan is reproduced to factory specifications and replaces the entire bottom portion of the trunk area. The pan also includes correct reinforcement seams built in the panel for added support. You can purchase the standard style trunk pan or the extended style as listed below. Trunk extensions and lower trunk sides are also required when replacing the complete trunk floor.

Note: Shipped double oversize



30-1/2"

47-1/4"

C238

OS2

C138	67-68	F-Body	trunk pan
C238	69	F-Body	47-1/4" x 30-1/2"

1970-73 Camaro/Firebird Center Trunk Floor Pan

DER AUTHORIZED

Reproduction trunk pans for 1970-73 F-body models. Each trunk pan is reproduced to factory specifications and will replace the entire bottom portion of the trunk area. The pan also includes correct reinforcement seams built in the panel for added support. 37-1/2" high x 48" wide.

Note: Shipped truck freight.



1667336



1667336	70-73	F-Body	37-1/2" x 48"
1667194	70-73	F-Body	metal plug



C109L



E306

1967-81 GM F-Body Trunk Lower Side Panels **DER** AUTHORIZED

The 1967-81 Camaro/Firebird lower side panels are exact reproductions of the original panels. These panels will replace the sheet metal area on the sides of the trunk pan where trunk pan drops off and meets the lower rear quarter panel.

C109L	67-68	F-Body	LH
C109R	67-68	F-Body	RH
C209L	69	F-Body	LH
C209R	69	F-Body	RH
E307	70-73	F-Body	LH
E306	70-73	F-Body	RH
E501	74-81	F-Body	LH
E502	74-81	F-Body	RH

1968-72 Chevy II/Nova Center Trunk Pan **New!**

OER AUTHORIZED

Reproduction of the center trunk pan for all 1968-72 Chevy II/Nova models. Each trunk pan is manufactured to factory specifications and will replace the entire bottom portion of the trunk area. The pan also includes correct reinforcement braces built in the panel for added support.

Note: Shipped double oversize.



652

C6834 68-72 Chevy II/Nova

1961-64 Impala/Full Size Trunk Well Panel **New!**

OER AUTHORIZED

This reproduction panel will repair the entire center section up to where it meets the top of the trunk panel. Features correct contours, drain openings, correct gauge sheet metal and includes the gas tank mounting braces. Finished in EDP coating for corrosion protection.

Note: Shipped double oversize.



652

152626 61-64 Impala/Full Size

1961-64 Impala/Full Size Trunk Floor Panel **New!**

OER AUTHORIZED

OER[®] Authorized reproduction upper trunk floor panel covers the area from behind the rear seat back to the lower trunk floor between the wheelhouses. Manufactured in original gauge steel and designed for an exact replacement. EDP coated for rust prevention.

Note: Shipped truck freight.



652

B1740A 61-64 Impala/Full Size

1963 Impala/Full Size Full Trunk Floor Pan **New!**

OER AUTHORIZED

Reproduction complete trunk floor assembly for 1963 Full size Chevrolet cars including Impala, Bel Air and Biscayne models. Manufactured with original gauge steel featuring side drop-off extensions and the rear cross brace. Available with EDP coating for rust prevention or with a Weld-Thru coating for superior rust prevention and minimal prep work.

Note: Shipped truck freight.



652

B6263 63 Impala/Full Size EDP coated
B6263W 63 Impala/Full Size Weld-Thru coated

1963-64 Impala/Full Size Trunk Floor Outer Panel **OER AUTHORIZED New!**

Stamped to factory specifications in quality steel this replacement outer trunk floor features correct ribbing and contours for a correct installation and fit.

Note: Shipped truck freight.



652

B1716A 63-64 Impala/Full Size

New!



B11021

B11027

OER AUTHORIZED

1963-64 Impala/Full Size Trunk Filler Panels

Correct reproduction of the original trunk filler panel that covers the area between the side trunk floor to the bottom of the quarter panel. Also referred to as a trunk drop off or trunk extension.

B11021	63	Impala/Full Size	LH
B11022	63	Impala/Full Size	RH
B11027	64	Impala/Full Size	LH
B11028	64	Impala/Full Size	RH

New!

OER AUTHORIZED

1961-64 Impala/Full Size Trunk Floor Brace

This reproduction trunk floor brace, also known as the rear cross rail, for all 1961-64 full size models except station wagons, mounts under the trunk floor at the rear of the trunk to provide support for the rear floor area. Built to original specifications with heavy gauge steel that exceeds OEM quality. EDP coated for rust prevention.

Note: Shipped double oversize.

652

B6164 61-64 Impala/Full Size except wagon

New!



B13153

1963-64 Impala/Full Size Tail Panel **OER AUTHORIZED**

Replace the often rusty tail panel on your 1963-64 full size Chevy model. This replacement panel, also known as the tail pan, fits below the trunk lid at the rear bumper and will fit all full size models. Includes 3 mounting braces.

B13153	63	Impala/Full Size	includes braces
B13154	64	Impala/Full Size	includes braces

GM Trunk Components



K254



K252

1967-69 Camaro/Firebird Tail Panel/Trunk Brace

For 1967-69 Camaro/Firebird models. Mounts between the trunk floor and tail panel. This quality stamped steel piece acts as a brace for the tail panel as well as the trunk latch assembly.

K254	67-68	F-Body
K252	69	F-Body

1968-70 Chevy II/Nova Trunk Latch Striker Anchor

OER AUTHORIZED

Reproduction trunk latch striker anchor for 1968-70 Chevy II/Nova models.

This anchor is welded to the center of the rear body panel inside the trunk and the latch striker is then bolted on. Manufactured in stamped steel and EDP coated for rust prevention.



Detail view welded to rear panel inside the trunk

7678550	68-70	Chevy II/Nova
---------	-------	---------------

1959-72 GM Trunk Lid Latch

OER® reproduction of the original trunk lid latch assembly originally installed on the following GM models (except station wagons and El Camino);

1959-70	B-Body
1962-71	X-Body
1964-72	A-Body
1967-69	F-Body

4753019	59-72	GM
---------	-------	----



1970-81 GM Trunk Lid Latch **OER** AUTHORIZED

OER® reproduction of the original trunk lid latch assembly originally installed on the following GM models (except station wagons and El Camino).

1971-75	GM B-Body
1972-75	GM X-Body
1973-77	GM A-Body
1976-81	GM F-Body



20291279	70-81	GM
----------	-------	----



8733875



4544749

GM Restoration Parts

1967-69 Camaro/Firebird Trunk Lock Retainer

Reproduction trunk lock retainer for all 1967-69 Camaro models. Each lock retainer is individually packaged in OER® bag with header card.

4544749	67-68	Camaro/Firebird
8733875	69	Camaro only

1962-96 GM Rubber Trunk Floor Pan Plug

These rubber plugs are designed to keep air and water from entering the trunk area. They are also used in other locations including tail gate, floor pans, lock & hinge pillars, roof panels and crossmembers on various models throughout the GM line from 1962-96.



4805844



4805843

4805844 = 3/4" I.D. Hole
4805843 = 1 1/16" I.D. Hole

4805844	62-96	GM
4805843	65-78	GM

1991-96 Chevrolet Trunk Lid Drain Hole Plug

Reproduction trunk lid drain hole plug for 1991-96 full size Chevrolet Impala and Caprice models. Manufactured from rubber as original, these install on the underside of the trunk lid. Pre-packaged in OER® polytube.



20375991	91-96	Chevrolet	10mm
----------	-------	-----------	------

1971-81 GM Trunk & Wheelhouse Access Plug

Trunk floor drain plug and wheelhouse access plug for 1971-81 Camaro/Firebird and other models throughout the GM line. 3/4" I.D. Hole



9731275	71-81	GM
---------	-------	----

GM Trunk Components

OER® Trunk Spatter Paint

Correct spatter paint to completely cover the entire trunk area as original. If you are replacing your trunk pan, then spraying the trunk is a must, even if you're installing a trunk mat. We now offer trunk spray in 3 original colors and a clear top coat! 11 oz. spray can.

Important: This product is not water-resistant and must be used with part# K51497 trunk spatter clear topcoat for a water-resistant finish.



K51496



K51499



black/gray



aqua/black



gray/white

K51496	67-71	black/gray
K51499	67-71	aqua/black
K51498	72-81	gray/white
K51497	67-81	clear top coat

1970-73 Camaro Restoration Parts

Trunk Lock Bezel

Reproduction of the chrome trunk lock bezel for all 1970-73 Camaro models.

Note: Gasket available separately.

9659628	70-73	Camaro
---------	-------	--------



1970-73 Camaro Restoration Parts

Trunk Lock Bezel Gasket

Excellent reproduction of the original trunk lock bezel gasket for your 1970-73 Camaro. A must when replacing the chrome bezel or resealing your original against the elements.

K946	70-73	Camaro
------	-------	--------



1962-91 GM Door/Trunk Lock Cylinder Retainer

This retainer is necessary to hold the door, trunk or tail gate lock cylinder in the correct position. Fits most models across the GM car and truck lines from 1962-91.

1967-87 Camaro
1962-79 Chevy II/Novo
1973-91 Truck (exc. 88-91 CK)

1967-85 Firebird
1970-81 Corvette



9728247	62-91	GM
---------	-------	----

1967-81 Chevrolet/Pontiac

Trunk Lock Cylinder Gasket

Correct trunk lock cylinder gasket for 1967-81 Camaro and Firebird models.

4471426 for Models:
1965-71 full size
1967-69 Camaro
1967-69 Firebird

K941 for Models:
1974-81 Camaro
1969 G 74-81 Firebird



K941

4471426	67-69	Chevrolet/Pontiac	molded reproduction
K941	74-81	Chevrolet/Pontiac	die-cut

1967-74 Camaro Spare Tire Clamp Anchor Plate

Be sure to protect your spare tire from unnecessary movement by checking your anchor plate. Acts as a clamp by holding the spare tire hold down rod in place after the nut is tightened. For all 1967-74 Camaro models. Pre-packaged in OER® polybag.



Restoration Parts

20066400	67-74	Camaro
----------	-------	--------



1967-81 Camaro Spare Tire Hold Down Rod

Original style hold down bar for all 1967-1981 models. Depending on the application, customer may need to trim the hold down rod to the desired size. Includes extra threading for this purpose.

364993	67-81	Camaro
--------	-------	--------

1967-81 Camaro Spare Tire Hold Down Rod Nut

OER® reproduction hold down wing nut for all 1967-1981 Camaro models and other various models throughout the GM line. Pre-packaged in OER® chipboard box.



9785616	67-81	Camaro
---------	-------	--------

1970-81 GM F-Body Trunk Hinge Torque Rods

OER® reproduction trunk hinge torque rods are manufactured as original from precision bent steel. They fit all 1970-81 Camaro and Firebird models. These rods are designed to hold the trunk lid up when open.

9868539	70-81	LH	with or without rear spoiler
9868538	70-81	RH	without rear spoiler
9868540	70-81	RH	with rear spoiler



9868540

AUTHORIZED

1974-77 Camaro Rear Valance Panel

Reproduction rear valance panel for 1974-77 Camaro models. This panel is manufactured to OEM specifications for correct appearance and fit. Each panel is EDP coated, ready to install, prep and paint.

CM6352	74-77	Camaro
--------	-------	--------

EDP

GM Rear Body Panels



7710985



9839816

1967-73 Camaro Rear Body Panel **OER** AUTHORIZED

Reproduction rear body panels for 1967-73 Camaro models. Each panel is EDP coated, ready to install, prep and paint. RS back-up lamps must be cut.

Important: These panels are available stamped from the tooling used in recent years to produce good, quality OE spec panels or stamped from new tooling, giving a better quality panel with cleaner lines.

Note: Shipped double oversize.

7710985	67-68	
82354	67-68	manufactured from NEW tooling
8716470	69	
9839816	70-73	



20038371

1974-81 Camaro Inner Rear Body Panel **OER** AUTHORIZED

Reproduction inner rear body panel for 1974-81 Camaro models. This panel is manufactured to OEM specifications for correct appearance and fit. Each panel is EDP coated, ready to install, prep and paint.

Note: Shipped double oversize.

9666207	74-77	Camaro
20038371	78-81	Camaro



152790

1967-89 Camaro RS Rear Body Panels **OER** AUTHORIZED

Reproduction rear body panels for 1967-69 Camaro Rally Sport models. These panels are manufactured from OE gauge steel to original specifications in the correct configuration for each respective year. Each panel features correct contours, pre-cut emblem holes, cut-outs for tail lamps, RS back-up lamps, and panel bumper guard mounting points.

Note: Shipped double oversize.

152790	67-68	Camaro RS
15881	69	Camaro RS



1967-68 Firebird Rear Body Panel **OER** AUTHORIZED

Note: Shipped double oversize.

F9851258	67-68	Firebird
----------	-------	----------

New!



OER AUTHORIZED

1967-69 F-Body Convertible Upper Inner Rear Body Panel

Reproduction of the upper rear inner body panel assembly, which installs between the top well area and trunk lid, under the upper rear outer body panel on 1967-1969 convertible models. Features the inner panel, inner panel to wheelhouse braces, trunk lid hinges and torsion bars with ribbed plastic sleeving.

Note: Shipped double oversize.

CB1	67-69	F-Body	convertible
-----	-------	--------	-------------

New!



1667113

OER AUTHORIZED

1967-69 GM F-Body Upper Rear Body Panel

Reproduction upper rear body panel which installs between the rear window and the trunk lid on the outer body. The partial panels are for Camaro and Firebird coupe only. Each panel is carefully packaged to prevent damage during shipping. Comes EDP coated for rust prevention or finished in a special weld-thru primer that requires minimal preparation, eliminates corrosion between overlapped panels, and promotes superior weld characteristics.

Note: Shipped oversize.

1667113	67-69	F-Body	partial style coupe
C1201	67-69	F-Body	complete coupe
C1201W	67-69	F-Body	complete coupe - Weld-thru
C2364	67-69	F-Body	complete convertible



1970-81 GM F-Body Upper Rear Panel **OER** AUTHORIZED

Reproduction stamped steel upper rear body panel which installs between the rear window and the trunk lid on the outer body. This is a commonly rusted sheet metal panel. Usually rusts out close to the back glass area. This replacement panel will install on all 1970-81 Camaro and Firebird models. Each panel is EDP coated, ready to install, prep and paint.

Note: Shipped oversize.

8780126	70-81	F-Body
---------	-------	--------

New!



OER AUTHORIZED

1967-69 F-Body Package Tray Panel Brackets

Reproduction package shelf panel brackets, also known as braces, or trunk lid hinge extensions for 1967-69 Camaro and Firebird coupe models. These brackets mount underneath the rear package shelf panel and attaches to the rear wheelhouse and the back seat brace. For coupe models only.

1050	67-69	F-Body	coupe
------	-------	--------	-------

New!



1967-69 F-Body Trunk Hinges **OER AUTHORIZED**

Reproduction of the original trunk lid hinges for 67-69 Camaro and Firebird models. Correct reproduction of original attaches to trunk lid and upper rear body panel allowing the trunk lid to open and close smoothly as original.

1049	67-69	F-Body	
------	-------	--------	--

OER AUTHORIZED

1967-68 Camaro Rear Inner Valance Panel

Reproduction inner sheet metal extension which inserts behind the rear body panel. This panel acts as a support for the rear outer body panel and mates directly behind it. Each panel is manufactured to the correct configurations for a precise fit.

Note: Shipped double oversize.

K253	67-68		
------	-------	--	--




OER AUTHORIZED

1969 Camaro/Firebird Rear Inner Valance Panel

Reproduction inner sheet metal extension which inserts behind the rear body panel. This panel acts as a support for the rear outer body panel and mates directly behind it. Each panel is manufactured to the correct configurations for a precise fit. For use on all 1969 models regardless of options.

Note: Shipped double oversize.

C7624	69	F-Body	
-------	----	--------	--



1970-73 Camaro Rear Valance Panel **OER AUTHORIZED**

Reproduction rear valance panel for 1970-73 Camaro models. This panel is manufactured to OEM specifications for correct appearance and fit. Each panel is EDP coated, ready to install, prep and paint.

Note: Shipped oversize.

CM6351	70-73	Camaro	
--------	-------	--------	--

New!



N2101

N2101

1962-65 Chevy II/Nova Tail Lamp Panels **OER AUTHORIZED**

Reproduction tail lamp mounting panels for 1962-65 Chevy II/Nova models except station wagons.

Note: Modifications necessary for 1965 models.

N2101	62-65	Chevy II/Nova	LH
N2102	62-65	Chevy II/Nova	RH

New!



1968-72 Chevy II/Nova Rear Package Tray Panel

OER reproduction rear package tray panel for 1968-72 Chevy II/Nova models. Manufactured to factory specifications from new steel tooling, featuring pre-made speaker openings and EDP coated for rust prevention. Pre-painted in OER box.

Note: Shipped double oversize.

533331	68-72	Chevy II/Nova	
--------	-------	---------------	--



8785408

1968-72 Nova Tail Lamp Panel **OER AUTHORIZED**

OER[®] reproduction rear tail lamp panel for 1968-72 Chevy II/Nova models. Will install on all Chevy II/Nova models. Stamped to original dimensions for correct fit and easy installation of tail light lenses. Each panel is EDP coated, ready to install, prep and paint.

Note: Shipped oversize.

7736116	68-69	Nova	
8785408	70-72	Nova	

GM Trunk Lids/Tailgates



OER AUTHORIZED

1967-89 GM F-Body OEM Reproduction Trunk Lid

This reproduction is one of the highest quality 1967-69 Camaro and Firebird trunk lids on the market today. Manufactured with all new tooling using OEM gauge steel to ensure a more authentic appearance and fit. Will replace the trunk lid on all 1967-69 models. Holes must be drilled for rear spoiler installation. Each panel is EDP coated, ready to prepare for primer and paint.

Note: Shipped double oversize.

K4170	67-69	Camaro
K4170	67-69	Firebird



9819030

1967-81 Camaro/Firebird Trunk Lids **OER AUTHORIZED**

Reproduction trunk lid for 1967-81 Camaro and Firebird. Manufactured to OEM specifications for an original appearance and fit. Comes EDP coated, ready to prepare for primer and paint. Can be used with or without emblems or spoilers.

Note: Shipped double oversize.

8783521	67-69	
9819030	70-81	



N249

1962-67 GM X-Body Trunk Lids **OER AUTHORIZED**

Each 1962-74 Chevy II/Nova trunk lid is produced with high grade, factory gauge steel finished in a matte black EDP coat and ready to prep and paint. This trunk lid also features the correct stamped opening for the lock cylinder assembly and full underside bracing as original. 1968-74 trunk lids fit all GM X-Bodies.

Note: Shipped truck freight.

N249	62-64	OEF# 4896947
N250	65	OEF# 4488406
Z661139	66-67	
8736711B	68-74	except hatchback

New!



B1770



B1771A



B1772

1963-64 Impala/Full Size Trunk Lids **OER AUTHORIZED**

Reproduction trunk lids for 1963 Impala and 1964 Impala, Bel Air and Biscayne models. Stamped from quality steel to factory specifications, these all steel trunk lids feature the correct understructure for originality. EDP coated for rust prevention.

B1770	63	Impala
B1771A	64	Impala
B1772	64	Bel Air/ Biscayne



OER AUTHORIZED

1954-87 Stepside Pickup Tailgate

Reproduction tailgate without lettering for 1954-87 Chevrolet/GMC stepside pickup models. Each tailgate is manufactured to exact specifications for a perfect fit when replacing the damaged or rusted original. EDP coated for rust prevention, ready to prepare for primer and paint. Each tail gate is pre-packaged in OER[®] box.

Note: Shipped double oversize.

T70257	54-87	Chevrolet/GMC Stepside Pickup
--------	-------	-------------------------------

GM Tailgates

New!



T70321



CX1351



CX1352

OER AUTHORIZED

1958-72 Fleetside Pickup Tailgates

Reproduction tailgate without lettering for 1958-72 Chevrolet/GMC fleetside pickup models. Each tailgate is manufactured to exact specifications for a perfect fit when replacing the damaged or rusted original. EDP coated for rust prevention. Available with or without lettering. Pre-packaged in OER® box.

Note: Shipped double oversize.

3751788	58-66	Chevrolet	
T70321	67-72	w/o lettering	
CX1351	67-72	Chevrolet	
CX1352	67-72	GMC	

New!



Pull out handle to roll down window.

OER AUTHORIZED

1973-91 SUV Tailgate Window Handle

Reproduction tailgate window handle for 1973-91 Blazer and Suburban models. Mounts in the center of the tailgate. Die-cast manufactured with chrome plating for an original fit and appearance.

17124	73-91	SUV
-------	-------	-----

1981-91 GM Truck Tailgate Handle **New!**

OER AUTHORIZED

Reproduction die cast tailgate handle for 1981-91 pickup trucks, Suburban, Blazer and Jimmy models.



15569031	81-91	GM Truck
----------	-------	----------

New!



15991785



170589



15991786



170590

OER AUTHORIZED

1988-05 GM Truck Tailgate Handle/Bezel

Reproduction die cast tailgate handles and the plastic bezels for 1988-05 pickup trucks, Suburban, Tahoe, Yukon and Escalade models.

Tailgate Handles

15991785	88-00
170589	99-05

Tailgate Handle Bezels

15991786	88-00
170590	99-05

1992-94 GM SUV Rear Outer Door Handle **New!**

Reproduction die cast outer door handle for the split style rear gate on 1992-94 Blazer, Tahoe, and Yukon (without Denali Package), and 1992-94 Suburban.

Note: For models with split style rear gate.

15991778	92-94	GM SUV
----------	-------	--------



1992-00 GM SUV Tailgate Handle **New!**

OER AUTHORIZED

Reproduction die cast outer door handle for the overhead style rear gate on 1992-2000 Blazer, Tahoe, and Yukon (without Denali Package), and 1992-99 Suburban.

Note: For models with overhead style rear gate.

15050669	92-00	GM SUV
----------	-------	--------



Reproduction Rear Spoilers



1967-81 Camaro/Firebird

OER® Rear Spoilers

Restoration Parts

These OER® top quality reproduction bolt-on rear spoilers for 1967-81 Camaro and Firebird models are manufactured to exact specifications including correct threaded studs allowing easy replacement into existing holes. 1970-78 rear spoilers are designed with adjustable mounting bolts allowing the short (Z-28 one piece) spoiler to fit into the holes of a trunk lid originally designed for a (tall) 3 piece spoiler. Rear spoilers are manufactured in fiberglass material just like original. Each rear spoiler is shipped in a specially designed OER® box with the GM Restoration Parts™ logo.

Note: Shipped double oversize.

Camaro/Firebird

3916633	67-68	center
3949798	69	center
480161	70-81	center

Z28

3974538*	70-73	low
----------	-------	-----

Camaro

3990475	70-73	LH
3990476	70-73	RH
339433	74-81	LH
339434	74-81	RH

Firebird

493688	70-78	LH
493687	70-78	RH
10012084	79-81	LH
10012083	79-81	RH



1967-73 Camaro Rear Spoiler Hardware

When adding or replacing a rear spoiler on 1967-73 Camaro models, be sure you have the correct installation hardware to mount it. This set gives you everything you need to install an OER® reproduction spoiler on the years listed below.

E269A	67-69	Camaro	all
E391	67-69	Camaro	mounting studs
E269A	70-73	Camaro	w/1-pc rear spoiler



1970-81 Camaro/Firebird OER® Rear Spoiler Kits

These OER® top quality reproduction bolt-on 3 piece rear spoilers kits for 1970-81 Camaro and Firebird models are the easiest and most inexpensive way to purchase a complete rear spoiler. Includes center, LH and RH spoilers for each year listed below. Each rear spoiler is shipped in a specially designed OER® box.

1970-81 Rear Spoiler Kits

R352	70-73	Camaro	3 piece
R353	74-81	Camaro	3 piece
R354	70-78	Firebird	3 piece
R365	79-81	Firebird	3 piece



AUTHORIZED

1982-85 Trans Am Rear Deck Spoiler

Reproduction of the factory pedestal style rear deck spoiler that is correct for 1982-85 Trans Am models. Manufactured in durable high quality fiberglass as original, this spoiler does not have a provision for a third brake light. Each spoiler will install as original with no modifications needed.

F15882	82-85	Trans Am
--------	-------	----------



1982-92 Trans Am/Formula Aero Wing Rear Spoiler

AUTHORIZED

Reproduction of the factory original Aero Wing rear spoiler that is correct for 1991-92 Trans Am/Formula models with the D81 spoiler package. Manufactured in durable high quality fiberglass as original. Each spoiler will install with no modifications needed. Has provision for the factory third brake light.

Important: Spoiler will fit any 1982-92 Firebird. Third brake light not included.

Note: Shipped truck freight.

10189344	82-92	Trans Am/Formula
----------	-------	------------------

Reproduction Rear Spoilers

1985-90 Firebird **New!** Aerowing Rear Spoiler

QER AUTHORIZED

Aerowing style rear spoiler is manufactured in durable fiberglass. Comes in gel coat and primer finish that must be blocked out, primed and final sanded prior to painting. Includes mounting hardware. Spoiler does not have the provision for the third brake light. Third brake light is not included. **Important:** If mounting on a car that did not come equipped with an aerowing spoiler, drilling of the rear deck lid will be required to obtain proper fit.

Note: Shipped truck freight.



12397143 85-90 Firebird



1986-88 Trans Am Rear Deck Spoiler

QER AUTHORIZED

Reproduction of the factory pedestal style rear deck spoiler that is correct for 1986-88 Trans Am models. Manufactured in durable high quality fiberglass as original, this spoiler does have a provision for a third brake light (Not included). Each spoiler will install as original with no modifications needed.

F15888 86-88 Trans Am



1993-02 Trans Am Rear Spoiler

QER AUTHORIZED

Reproduction rear spoiler for 1993-02 Trans Am models with the T43 spoiler package. Manufactured from fiberglass featuring correct provisions for third brake lamp (sold separately) to provide a bolt-on replacement. Includes mounting hardware.

Note: Shipped truck freight.



10265846 93-02 Trans Am



Reproduction GM Gas Caps



1967-68 Camaro

Bow Tie Locking Gas Cap



Reproduction of the rare optional 1967-68 Bow Tie locking gas cap finished with a high quality polished chrome edge. The center features the Chevrolet Bow Tie emblem in polished chrome, also includes two pre-coded keys.

K25000 67-68 Camaro



1967-68 Camaro SS 350 Gas Cap

Reproduction "SS 350" gas cap for 1967-68 Camaro models. Pre-packaged in OER® box with the GM Restoration™ parts logo. Officially licensed by General Motors.

3910044 67-68 Camaro



1967-68 Camaro RS Gas Cap

Reproduction "RS" gas cap for 1967-68 Camaro models. Pre-packaged in OER® box with the GM Restoration™ parts logo. Officially licensed by General Motors.

3910189 67-68 Camaro



1967-68 Camaro SS Gas Cap

Reproduction "SS" gas cap for 1967-68 Camaro models. Pre-packaged in OER™ box with the GM Restoration™ parts logo. Officially licensed by General Motors.

3910045 67-68 Camaro



AUTHORIZED

1967-68 Camaro Standard Gas Cap

OER® reproduction gas cap for 1967-68 Camaro models. Standard on all 1967-68 coupes or convertibles without the "SS" or "RS" option. Finished in a factory primer and is ready to be painted to the desired color.

3910043 67-68 Camaro

New!



N244

1962-67 Chevy II/Nova Gas Cap

OER® Authorized reproduction of the gas cap for all 1962-67 Chevy II/Nova vehicles. Each gas cap is manufactured to exact dimensions to fit exactly as original. Available in a beautiful chrome finish or black that can be painted to match the car color.

Chrome

N244 62-64 Chevy II/Nova
K908 65-67 Chevy II/Nova

Black

N253 62-64 Chevy II/Nova
N255 65-67 Chevy II/Nova



1965-70 GM Non-Vented Gas Cap

Correct reproduction gas cap for the various GM models listed. This non-locking and non-vented cap is for both 6 cylinder and V8 models.

1965-70 Full Size
1964-69 Chevelle, El Camino

15137 65-70 GM



1965-70 GM Vented Gas Cap

Reproduction GM gas cap is designed to original specifications, featuring correct lettering and markings to provide an authentic representation of the original vented gas cap. Pre-packaged in OER® box.

1969-70 Camaro w/o EEC
1968-69 full size wagon
1970 full size wagon w/o EEC
1970 Nova w/o EEC
1968-69 El Camino
1968-69 Chevelle wagon
1970 Chevelle w/o EEC
1965-69 Corvair all

3931449 65-70 without EEC



1967-68 Firebird Fuel Door Tension Spring

Replacement spring used to keep tension on the fuel filler door on 1967-68 Firebird models. Will repair the commonly worn out original and keep the fuel door working properly.

K107 67-68 Firebird

Reproduction GM Gas Caps



1968-72 GM Rear Fuel Tank Filler Door

Correct replacement bracket and hinge assembly which installs on the rear and covers the gas cap. The license plate attaches to the bracket. Also known as the gas tank fuel filler door. Pre-packaged in OER® polytube.

1969 Camaro/Firebird 1968-72 Nova
1968-71 Impala/GM 1968-72 Chevelle
passenger car models

344330 68-72

1969-77 GM Rear License Plate Stoppers



Reproduction license plate stoppers for the rear license bracket on 1969-77 Camaro and 1973-74 Nova models. Pre-packaged in OER® polytube with header card.

1969-77 Camaro 1973-74 Nova

3937590 69-77



5970789 Berlinetta

1978-81 Camaro Fuel Door

OER® reproduction of the original fuel door and hinge assembly for 1978-81 Camaro models. Features holes for the emblem. Also includes the hinge that allows the door to open when fueling. Two versions were originally used on Camaro models. The standard/Z28 version and the Berlinetta which included a chrome horizontal molding.

1978-81 Camaro standard or Z28
1978-81 Berlinetta

5969507 78-81 standard/Z28
5970789 78-81 Berlinetta

New!



5973870



5973147



5973205



5973148

1979-81 Firebird/Trans Am Fuel Door

GM Restoration Parts

OER® reproduction fuel door for 1979-81 Pontiac Firebird/Trans Am models. Each fuel door is available in smoke coloration and either with or without the recessed area for the Firebird emblem. Each door has the correct mounting bracket/hinge and features all the original markings. Emblems are available in silver/black or gold/black and are sold separately. Officially licensed GM Restoration Part. Pre-packaged in OER® chipboard box.

Fuel Door w/o Emblem Recess

5973870 79-81 smoke

Fuel Door with Emblem Recess

5973205 79-81 smoke

Fuel Door Emblems

5973147 79-81 silver/black

5973148 79-81 gold/black



1982-92 GM F-Body Fuel Door

Reproduction plastic fuel tank filler door for 1982-92 Camaro and Firebird models. Ready to prep and paint to desired color.

20638651 82-92 GM



OER AUTHORIZED

1979-91 GM Truck Fuel Door

Reproduction fuel door for 1979-86 Chevrolet/GMC C/K Fleetside pickup, Blazer, Jimmy or Suburban models, and 1987-91 R/V Blazer, Jimmy Suburban, crew cab and dually models. OE# 476901

Note: Not for use on 1988 and later C/K model body style pickups.

170251 79-86 C/K

170251 87-91 R/V

OER® Authorized Fuel Tanks

OER Authorized reproduction fuel tanks are manufactured to factory specifications from stamped steel and are available in a variety of finishes to suit your build. Basic zinc coated steel tanks are a great value, offering strong corrosion resistance at a reasonable price. Ni-terne steel tanks provide an OE-quality appearance for discerning restorers. For show-quality builds, stainless steel tanks offer superior corrosion resistance with a spectacular polished finish.

Zinc-Coated Fuel Tanks ★★☆☆

- Quality Replacement Tank
- Standard Corrosion Resistance
- Manufactured to Factory Specifications



Ni-Terne Steel Fuel Tanks ★★★★★

- OE-Quality Reproduction Tank
- Exceptional Corrosion Resistance
- Manufactured to Factory Specifications



Stainless Steel Fuel Tanks ★★★★★★

- Show-Quality Replacement Tank
- Superior Corrosion Resistance
- Stainless Steel Polished Finish
- Manufactured to Factory Specifications



1961-81 GM Gas Tank Sending Unit Lock Ring

Correct replacement fuel tank sending unit lock ring for use with the GM applications below. Correct reproduction of the original lock ring.

1967-69 Camaro/Firebird	1961-70 Full Size Wagons
1974-81 Camaro/Firebird	1962-79 Chevy II/Novu
1961-66 Full Size models	1967-72 Truck



3774937 61-81 GM

1961-81 GM Gas Tank Sending Unit Gasket

Correct replacement fuel tank gasket for use with the GM applications below. Correct reproduction of the original gasket.

1967-69 Camaro/Firebird	1961-70 full size Wagons
1974-81 Camaro/Firebird	1962-79 Chevy II/Novu
1961-66 Full Size models	



3825206 61-81 GM

New!



FT1005C

1967-69 Camaro Fuel Tanks OER AUTHORIZED

Correct reproduction fuel tanks for 1967-69 Camaro models. For 1967-68 models, the gas tank neck is not attached to the gas tank and is sold separately. For 1969 models, each tank includes the correct gas neck attached to the tank. These are 18 gallon capacity gas tank. Each reproduction gas tank is manufactured to exact specifications and are available in zinc coated steel, ni-terne steel or stainless steel. Each tank comes complete with lock ring and sealing O-ring.

Note: Shipped double oversize.

Zinc Coated Steel

FT1000A	67-68
FT1001A	69

Ni-Terne Steel

FT1000B	67-68
FT1001B	69

Stainless Steel

FT1000C	67-68
FT1001C	69

1970-81 Camaro Fuel Tanks

Correct reproduction fuel tanks for 1970-81 Camaro models. Each reproduction gas tank is manufactured to exact specifications and are available in zinc coated steel, ni-terne steel or stainless steel. Each tank comes complete with lock ring and sealing O-ring.

Note: Shipped double oversize.

Zinc Coated Steel

FT1002A	70	w/o EEC
FT1003A	70-73	with EEC
FT1004A	74-77	
FT1005A	78-81	

Ni-Terne Steel

FT1002B	70	w/o EEC
FT1003B	70-73	with EEC
FT1004B	74-77	
FT1005B	78-81	

Stainless Steel

FT1002C	70	w/o EEC
FT1003C	70-73	with EEC
FT1004C	74-77	
FT1005C	78-81	

1982-97 Camaro Fuel Tanks

Correct reproduction fuel tanks for 1982-97 Camaro models. Each reproduction gas tank is manufactured to exact specifications and are available in zinc coated steel or ni-terne steel. Each tank comes complete with lock ring and sealing O-ring.

Note: Shipped double oversize.

Zinc Coated Steel

FT1006A	82-87	with fuel pump on engine
FT1007A	82-92	with fuel pump in tank
FT1008A	93-97	

Ni-Terne Steel

FT1006B	82-87	with fuel pump on engine
FT1007B	82-92	with fuel pump in tank
FT1008B	93-97	

New!



FT1005C

1967-69 Firebird Fuel Tanks **GM AUTHORIZED**

Correct reproduction fuel tanks for 1967-69 Firebird models. For 1967-68 models, the gas tank neck is not attached to the gas tank and is sold separately. For 1969 models, each tank includes the correct gas neck attached to the tank. These are 18 gallon capacity gas tank. Each reproduction gas tank is manufactured to exact specifications and are available in zinc coated steel, ni-terme steel or stainless steel. Each tank comes complete with lock ring and sealing O-ring.

Note: Shipped double oversize.

Zinc Coated Steel

FT1000A	67-68	Firebird
FT1001A	69	Firebird

Ni-Terme Steel

FT1000B	67-68	Firebird
FT1001B	69	Firebird

Stainless Steel

FT1000C	67-68	Firebird
FT1001C	69	Firebird

1970-81 Firebird Fuel Tanks

Correct reproduction fuel tanks for 1970-81 Firebird models. Each reproduction gas tank is manufactured to exact specifications and are available in zinc coated steel, ni-terme steel or stainless steel. Each tank comes complete with lock ring and sealing O-ring.

Note: Shipped double oversize.

Zinc Coated Steel

FT1002A	70	Firebird	w/o EEC
FT1003A	70-73	Firebird	with EEC
FT1004A	74-78	Firebird	
FT1005A	79-81	Firebird	

Ni-Terme Steel

FT1002B	70	Firebird	w/o EEC
FT1003B	70-73	Firebird	with EEC
FT1004B	74-78	Firebird	
FT1005B	79-81	Firebird	

Stainless Steel

FT1002C	70	Firebird	w/o EEC
FT1003C	70-73	Firebird	with EEC
FT1004C	74-78	Firebird	
FT1005C	79-81	Firebird	

1982-97 Firebird Fuel Tanks

Correct reproduction fuel tanks for 1982-97 Firebird models. Each reproduction gas tank is manufactured to exact specifications and are available in zinc coated or ni-terme steel. Each tank comes complete with lock ring and sealing O-ring.

Note: Shipped double oversize.

Zinc Coated Steel

FT1006A	82-87	Firebird	with fuel pump on engine
FT1007A	82-92	Firebird	with fuel pump in tank
FT1008A	93-97	Firebird	

Ni-Terme Steel

FT1006B	82-87	Firebird	with fuel pump on engine
FT1007B	82-92	Firebird	with fuel pump in tank
FT1008B	93-97	Firebird	

New!



FT2000C

1962-69 Chevy II Fuel Tanks **GM AUTHORIZED**

Correct reproduction fuel tanks for 1962-69 Chevy II models. These are 16 gallon capacity gas tank. Each reproduction gas tank is manufactured to exact specifications and are available in zinc coated steel, ni-terme steel or stainless steel. Each tank comes complete with lock ring and sealing O-ring.

Note: Shipped double oversize.

Zinc Coated Steel

FT2000A	62-67	Chevy II
FT2001A	68-69	Chevy II

Ni-Terme Steel

FT2000B	62-67	Chevy II
FT2001B	68-69	Chevy II

Stainless Steel

FT2000C	62-67	Chevy II
FT2001C	68-69	Chevy II

1970-72 Nova Fuel Tanks

Correct reproduction fuel tanks for 1970-72 Nova models. These are 18 gallon capacity gas tank. Each reproduction gas tank is manufactured to exact specifications and are available in zinc coated steel, ni-terme steel or stainless steel. Each tank comes complete with lock ring and sealing O-ring.

Note: Shipped double oversize.

Zinc Coated Steel

FT2002A	70	Nova	w/o EEC
FT2004A	70	Nova	with EEC
FT2008A	71-72	Nova	w/o EEC
FT2005A	71-72	Nova	with EEC

Ni-Terme Steel

FT2002B	70	Nova	w/o EEC
FT2004B	70	Nova	with EEC
FT2008B	71-72	Nova	w/o EEC
FT2005B	71-72	Nova	with EEC

Stainless Steel

FT2002C	70	Nova	w/o EEC
FT2004C	70	Nova	with EEC
FT2008C	71-72	Nova	w/o EEC
FT2005C	71-72	Nova	with EEC

1973-79 Nova Fuel Tanks

Correct reproduction fuel tanks for 1973-79 Nova models. These are 21 gallon capacity gas tank. Each reproduction gas tank is manufactured to exact specifications and are available in zinc coated steel, ni-terme steel or stainless steel. Each tank comes complete with lock ring and sealing O-ring.

Note: Shipped double oversize.

Zinc Coated Steel

FT2006A	73-74	Nova
FT2007A	75-79	Nova

Ni-Terme Steel

FT2006B	73-74	Nova
FT2007B	75-79	Nova

OER® Authorized Fuel Tanks



FT3000C

New!

OER AUTHORIZED

1955-57 Chevrolet Fuel Tanks

Correct reproduction fuel tanks for 1955-57 Chevrolet models. 16 gallon capacity gas tank. Manufactured to exact specifications and are available in zinc coated steel, ni-terme steel or stainless steel. Each tank comes complete with lock ring and sealing O-ring.

Note: Shipped double oversize.

052

Zinc Coated Steel

Round Corners

FT3000A	55-56	w/o vent tube
FT3002A	57	with vent tube

Square Corners

FT3001A	55-56	w/o vent tube
FT3003A	57	with vent tube

Ni-Terme Steel

Round Corners

FT3000B	55-56	w/o vent tube
FT3002B	57	with vent tube

Square Corners

FT3001B	55-56	w/o vent tube
FT3003B	57	with vent tube

Stainless Steel

Round Corners

FT3000C	55-56	w/o vent tube
FT3002C	57	with vent tube

Square Corners

FT3001C	55-56	w/o vent tube
FT3003C	57	with vent tube

1955-57 Wagon Fuel Tanks

Correct reproduction fuel tanks for 1955-57

Chevrolet wagon, Nomad and sedan delivery models except 9 passenger wagon models. These are 17 gallon capacity gas tank. Manufactured to exact specifications and are available in zinc coated steel or ni-terme steel. Comes complete with lock ring and sealing O-ring.

Note: Shipped double oversize.


052

Zinc Coated Steel

FT3004A	55-56	w/o vent tube
FT3005A	57	with vent tube

Ni-Terme Steel

FT3004B	55-56	w/o vent tube
FT3005B	57	with vent tube



FT3004A



FT5002A

New!

OER AUTHORIZED

1949-72 GM Pickup Truck Fuel Tanks

Reproduction fuel tanks for 1949-72 GM pickup truck models. Each reproduction gas tank is manufactured to exact specifications and are available in zinc coated steel or ni-terme steel. Each tank comes complete with lock ring and sealing O-ring.

Note: Shipped double oversize.

052

Zinc Coated Steel

FT5000A	49-54	18 gal.
FT5001A	55-59	18 gal.
FT5004A	60-66	17 gal.
FT5002A	67-72	20 gal.
FT5003A	70-72	20 gal. w/ EEC

Ni-Terme Steel

FT5000B	49-54	18 gal.
FT5001B	55-59	18 gal.
FT5004B	60-66	17 gal.
FT5002B	67-72	20 gal.
FT5003B	70-72	20 gal.

1973-97 GM Pickup Truck Fuel Tanks

Correct reproduction fuel tanks for 1973-97 GM pickup truck models. Manufactured to exact specifications and are available in zinc coated steel.

Comes complete with lock ring and sealing O-ring.
*Note: Excludes 3500HD. **With 3500HD. Shipped double oversize.*

052

Short Bed

FT5005A	73-81	16 gal. gasoline
FT5005A	73-81	16 gal. diesel
FT5007A	82-86	16 gal. gasoline
FT5007A	82-86	16 gal. diesel
FT5007A	87	16 gal. diesel, carb
FT5008A	87	16 gal. fuel inj.
FT5009A	88-97	25 gal. gasoline

Long Bed

FT5006A/73-81	20 gal. gasoline
FT5013A/73-81	25 gal. gasoline
FT5010A/82-86	20 gal. gasoline
FT5010A/87-91	20 gal. diesel
FT5011A	87-91 20 gal. fuel inj.
FT5012A	88-97 34 gal. gasoline

Optional Rear Of Axle Fuel Tanks (2 Door and Extended Cab)

FT5025A	90-91	31 gal. diesel
FT5026A	90-91	31 gal. gasoline
FT5025A**	92-97	31 gal. diesel
FT5026A**	92-97	31 gal. gasoline
FT5027A**	92-97	31 gal. diesel
FT5028A**	92-97	31 gal. gasoline



FT5015A

1973-96 Suburban, Blazer, Jimmy Fuel Tanks

Reproduction tank assemblies for 1973-96 Suburban and 1973-91 full size Blazer and Jimmy models. Each tank comes complete with lock ring and sealing O-ring. Must use existing filler neck.

Note: Shipped double oversize.

052

Suburban

FT5013A	73-81	25 gal. gasoline
FT5013A	73-81	25 gal. diesel
FT5015A	73-81	31 gal. gasoline
FT5015A	73-81	31 gal. diesel
FT5016A	74-81	40 gal. gasoline
FT5016A	74-81	40 gal. diesel
FT5017A/82-87	25 gal. diesel, carb.	
FT5018A/82-87	31 gal. diesel, carb.	
FT5019A/82-87	40 gal. diesel, carb.	
FT5020A/87	25 gal. fuel injection	
FT5021A/86-91	31 gal. fuel injection	
FT5022A/86-91	40 gal. fuel injection	
FT5018A/88-91	31 gal. diesel	
FT5019A	88-91	40 gal. diesel
FT5023A	92-96	42 gal. gasoline
FT5024A	94-96	42 gal. diesel

Blazer/Jimmy

FT5013A	73-81	25 gal. gasoline
FT5013A	73-81	25 gal. diesel
FT5015A	73-81	31 gal. gasoline
FT5015A	73-81	31 gal. diesel
FT5017A	82-86	25 gal. gasoline
FT5017A	82-86	25 gal. diesel
FT5018A	82-86	31 gal. gasoline
FT5018A	82-86	31 gal. diesel
FT5017A/87	25 gal. diesel, carb.	
FT5018A/73	31 gal. diesel, carb.	
FT5020A/87	25 gal. fuel injection	
FT5021A/87-91	31 gal. fuel injection	
FT5018A/88-91	31 gal. diesel	

1958-70 Full Size AUTHORIZED Chevrolet Car Fuel Tanks

New!

Reproduction fuel tanks for 1958-70 full size Chevrolet car models. Manufactured to exact specifications and are available in zinc coated steel, ni-terne steel or stainless steel. Comes complete with lock ring and sealing O-ring.

Note: Shipped double oversize.

Zinc Coated Steel

FT4000A	58
FT4001A	59-60
FT4002A	61-64
FT4003A	65-66
FT4004A	67
FT4005A	68
FT4006A	69-70

Station Wagon

FT4007A	68-70
FT4008A	70-74 with EEC

Ni-Terne Steel

FT4000B	58
FT4001B	59-60
FT4002B	61-64
FT4003B	65-66
FT4004B	67
FT4005B	68
FT4006B	69-70

Stainless Steel

FT4002C	61-64
FT4003C	65-66
FT4004C	67
FT4005C	68
FT4006C	69-70



652



R301

- 1 Gas Tank (1967-69)
- 1 Tank to Filler Neck Hose (1967-68)
- 1 Fuel Tank Upper Neck (1967-68)
- 1 Gas Tank Filler Neck Sleeve (1967-68)
- 1 Gas Tank Mounting Anti Squawk Kit (1967-69)
- 2 Fuel Tank Straps (1967-69)
- 1 Fuel Tank Strap Mounting Bolt Kit (1967-69)
- 1 Gas Tank Lock Ring (1967-69)
- 1 Fuel Tank O-Ring Gasket (1967-69)

1967-69 Camaro Fuel Tank Kits

Replace all the necessary components on 1967-69 Camaro models with OER® fuel tank kits. Each kit provides the individual components needed for a complete replacement. Fuel tank sending units are sold separately due to differences in engines and options.

Note: Shipped double oversize.

R301	67-68	zinc plated tank
R321	67-68	stainless steel tank
R302	69	zinc plated tank
R322	69	stainless steel tank

652

1973-90 Full Size Chevrolet Car Fuel Tanks

Correct reproduction fuel tanks for 1973-90 full size Chevrolet car models. Manufactured to exact specifications and are available in zinc coated steel or ni-terne steel. Each tank comes complete with lock ring and sealing O-ring.

Note: Shipped double oversize.

Zinc Coated Steel

FT4009A	73
FT4101A	74
FT4101A	75-76
FT4103A	77-79
FT4105A	80-90 carburetor
FT4106A	85-89 fuel injection
FT4107A	90 fuel injection

Station Wagon

FT4008A	70-74 with EEC
FT4102A	75-76
FT4104A	77-90

Ni-Terne Steel

FT4009B	73
FT4101B	74
FT4101B	75-76



FT4009B

652



R307

1967-69 Firebird Fuel Tank Kits

Replace all the necessary components on 1967-69 Firebird models with OER® fuel tank kits. Each kit provides the individual components needed for a complete replacement. Fuel tank sending units are sold separately due to differences in engines and options.

Note: Shipped double oversize.

R307	67-68	zinc plated tank
R323	67-68	stainless steel tank
R302	69	zinc plated tank
R322	69	stainless steel tank

652

GM Fuel Tank Sending Units



6426499

1962-67 Nova 6 Cyl. and V-8 Sending Units

Replacement fuel tank sending units for use on 1962-67 Chevy II/Nova hardtop and sedan models. These fuel sending units are designed to replace the original 5/16" and 3/8" line sending units on all models listed. Includes pick-up tube filter and gasket.

1962-65	6 cylinder and V8 w/2 bbl	5/16" line
1962-65	V8 w/4 bbl	3/8" line
1966-67	6 cylinder and V8 w/2 bbl	5/16" line
1966-67	V8 w/4 bbl	3/8" line

6428066	62-65	5/16" line
6426299	62-65	3/8" line
6426499	66-67	5/16" line
6426500	66-67	3/8" line



1967-68 GM F-Body Fuel Tank Sending Unit

This OER® quality reproduction fuel tank sending unit features a single 5/16" fuel line and will fit 1967 6 cylinder or V8 2 bbl Camaro, and 1967-68 6 cylinder Firebird models. Includes lock ring and rubber gasket.

1967	Camaro	6 cyl. and V-8 w 2 bbl.
1967-68	Firebird	6 cyl.

6428069	67-68	5/16" line
---------	-------	------------



6428068

1967-72 GM Fuel Tank Sending Unit

This OER® quality reproduction fuel tank sending unit features a single 3/8" fuel line. Includes lock ring and rubber gasket.

1967-69	Camaro	V8
1967-69	Firebird	V8
1968-72	Chevy II/Nova	V8

6428068	67	Camaro
6428068	67	Firebird 326 w/o AC
6428068	68	Firebird 350 w/o AC
642884568-69		Camaro
6428845	68-72	Chevy II/Nova
6428845	69	Firebird w/o AC



1968-72 GM Fuel Tank Sending Unit

This OER® quality reproduction fuel tank sending unit will replace the original exactly on 1968-72 GM models. It features a single 5/16" fuel line. Includes lock ring and rubber gasket.

1968-69	Camaro	6 Cyl.
1968	Chevy II/Nova	all except 327, 350
1969-72	Nova	all except 350, 396

6428844	68-72	5/16" line
---------	-------	------------

1962-81 GM Fuel Sending Unit Filters

Quality reproduction fuel sending unit filters which install over the fuel pickup tube. These filters are available for 5/16" and 3/8" sending units installed in most 1962-81 GM models.

K404	62-81	5/16"
K405	62-81	3/8"



1969-72 GM Fuel Tank Sending Unit

This OER® quality reproduction fuel tank sending unit features a 3/8" fuel line and 1/4" vent line. Includes lock ring and rubber gasket.

1969	Camaro	350, 396
1969	Firebird	V8
1969-72	Nova	350, 396

6428322	69-72	3/8" & 1/4" lines
---------	-------	-------------------

New!



1970-73 GM F-Body Fuel Tank Sending Unit

OER® quality reproduction fuel tank sending unit features a single 3/8" fuel line and will fit 1970-73 V8 Camaro, and Firebird models. Also available with a 1/4" return line. Includes lock ring and rubber gasket.

1970-73	Camaro/Firebird	V8
---------	-----------------	----

6428800	70-73	
153158	70-73	w/ 1/4" return line



1976-81 Firebird Fuel Sending Unit

Replacement fuel tank sending unit for use on 1976-81 Firebird models with. This fuel tank sending unit is designed to replace the original sending unit on all models.

25000357	76-81	3/8" line
----------	-------	-----------

New!



1973-75 Nova Replacement Fuel Tank Sending Unit **OER** AUTHORIZED

This OER® Authorized replacement fuel tank sending unit is available with a single 3/8" fuel line or a dual line with a single 3/8" line with a 1/4" return line. Will fit 1973-75 Chevrolet Nova models. Includes lock ring and rubber gasket.

Note: These are replacement fuel tank sending units that may require a longer length of hose from the fuel sender to the steel fuel line. They will fit and function as original.

K4041 73-75

K4042 73-75 with 1/4" return line



25000308

1976-81 GM Fuel Sending Units

Replacement fuel tank sending units for 1976-81 Camaro, 1977-81 Firebird and 1976-79 Nova and models. These fuel sending units are designed to replace the original 3/8" single line and 3/8" with return line. Includes pick-up tube filter and gasket.

1976-81 Camaro
1977-81 Firebird
1976-79 Nova

25000309 76-81 3/8" single line

25000308 76-81 3/8" w/return

New!



1955-57 Chevrolet Fuel Tank Sending Unit **OER** AUTHORIZED

This OER® Authorized reproduction stainless steel fuel tank sending unit is available with a 5/16" fuel line or a 3/8" line. Includes lock ring and rubber gasket.

Note: Not for use on wagon or Nomad models.

1518776 55-57 5/16" line

1518784 55-57 3/8" line

New!



6426973

1958-66 GM Full Size Passenger Car Fuel Sending Units **OER** AUTHORIZED

OER Authorized stainless steel fuel tank sending units for 1958-66 full size Chevrolet passenger car models.

These fuel sending units are designed to replace the original 5/16" and 3/8" sending units on all models listed. Includes pick-up tube filter and gasket.

*Note: *Wagon models.*

5640657 58-60 5/16" line

5640659 58-60 3/8" line

5640662* 58-60 3/8" line

5641461 61-64 5/16" line

5641248 61-64 3/8" line

6428060 61-64 5/16" line

6428067 65-66 5/16" line

6426973 65-66 3/8" line

1947-59 GM Truck **OER** AUTHORIZED Fuel Sending Unit

Reproduction of the fuel sending unit installed on Chevrolet/GMC pickups from 1947-59. Includes float, filter and gasket.

Will work correctly for all 1947-59 pickups with 30 ohm gauge. This fuel tank sending unit is designed to replace the original sending unit on all models.

6428049 47-59 30 ohm



1960-66 GM Truck Fuel Sending Unit

OER AUTHORIZED

Replacement fuel tank sending unit for use on 1960-66 Chevrolet & GMC pickup trucks with in-cab fuel tank. This fuel tank sending unit is designed to replace the original sending unit on all models.

1960-66 Chevy/GMC Trucks

6428058 60-66 GM Truck



6428362



6429116

1967-72 GM Truck 6 Cyl. and V8 Fuel Sending Units **OER** AUTHORIZED

Replacement fuel tank sending units for use on 1967-72 Chevy & GMC pickup trucks with in-cab fuel tank. These fuel sending units are designed to replace the original 5/16" and 3/8" line sending units on all models listed. Includes pick-up tube filter and gasket.

1967-71 6 Cyl. And 307 Chevy/GMC Trucks

1967-71 327 and Larger V-8 Chevy/GMC Trucks

1972 All Manual Transmission Chevy/GMC Trucks

1972 All Automatic Transmission Chevy/GMC Trucks

6428362 67-71 5/16" line

6428361 67-71 3/8" line

6429116 72 MT 3/8" line

6429117 72 AT 3/8" line



OER AUTHORIZED

1969-72 Blazer/Jimmy Sending Unit

Replacement fuel tank sending unit for use on 1969-72 Chevy & GMC Blazer and Jimmy models with standard rear mounted fuel tank. This fuel tank sending unit is designed to replace the original sending unit on all models.

1969-72 Chevy/GMC Blazer & Jimmy

6428271 69-72 3/8" line

GM Fuel Tank Sending Unit Accessories

New!



1967-81 Fuel Sending Unit Lock Ring and Gasket **OER AUTHORIZED**

Install the sending unit on your vehicle with a new reproduction replacement sending unit lock ring and gasket set. Lock ring is manufactured from steel with zinc coating for corrosion resistance. Each set includes the lock ring and rubber o-ring gasket.

Camaro

1967-69

1974-81

Firebird

1967-69

1974-81

Chevy II/Novia

1962-79

Full Size Chevrolet Cars

1961-66 20 gal. tank (exc. wagon)

Chevrolet and GMC Trucks

1967-72 conventional cab C/K 20/30/40/60

exc. step tank, w/o EEC

1970-72 C/K 10, 112 ton exc. step tank

w/ 20 gallon tank with EEC

1970-72 conventional cab C/K 20/30/40/60

exc. step tank, with EEC

FT5031 1967-81

New!



1982-92 F-Body Fuel Sending Unit Lock Ring and Gasket **OER AUTHORIZED**

Reproduction of the sending unit lock ring and gasket set for 1982-92 Camaro and Firebird models. Lock ring is manufactured from steel with zinc coating for corrosion resistance. Each set includes the lock ring and rubber o-ring gasket. For 1982-87 models with the fuel pump on the engine and 1982-92 with the fuel pump in the fuel tank.

FT5032 82-87 w/pump on engine

FT5032 82-92 w/pump in tank

New!



1993-97 F-Body Fuel Sending Unit Lock Ring and Gasket

Reproduction of the sending unit lock ring and gasket set for 1993-97 Camaro and Firebird models. Lock ring is manufactured from steel with zinc coating for corrosion resistance. Each set includes the lock ring and rubber o-ring gasket.

FT5035 93-97 F-Body

OER AUTHORIZED

New!



1949-66 Fuel Sending Unit Installation Set **OER AUTHORIZED**

Reproduction of the fuel tank sending unit installation set for 1949-66 Chevrolet and GMC trucks and 1958-60 full size Chevrolet cars including Impala, Bel Air and Biscayne. Each set includes rubber gasket and 5 phillips head screws.

FT5034 49-66 Chevrolet/GMC Truck

FT5034 49-66 Impala/Full size car

New!



1967-00 Fuel Sending Unit Lock Ring and Gasket **OER AUTHORIZED**

Install the sending unit on your vehicle with a new reproduction replacement sending unit lock ring and gasket set. Lock ring is manufactured from steel with zinc coating for corrosion resistance. Each set includes the lock ring and rubber o-ring gasket.

Camaro

1970 w/o EEC

1970-73 with EEC

Firebird

1970 w/o EEC

1970-73 with EEC

Full Size Chevrolet Cars

1967-68 except wagon

1969-70 w/ 24 gal. tank exc. wagon

1973-76 w/ 26 gal. tank exc. wagon

1977-79 w/ 19 gal. tank exc. wagon

1980-90 w/ carb gas engine exc. wagon

1977-90 wagon w/ 22 gal. tank

Chevrolet and GMC Trucks

1973-81 short bed w/ 16 tank

1973-87 SUV, 1975-80 truck w/ 25 gal. tank

1973-91 SUV, 1975-80 truck w/ 31 gal. tank

1982-87 short bed w/ 16 gal. tank

1988-00 short bed w/ 25 gal. tank

1973-91 long bed w/ 20 gal. tank

1988-97 2 door truck w/ 34 gal. tank

1992-96 w/ 42 gal. tank

FT5030 67-00

New!



1955-57 Fuel Sending Unit Installation Set **OER AUTHORIZED**

Reproduction of the sending unit installation set for all 1955-57 Tri-5 Chevs. Each set includes 5 phillips head screws, the rubber gasket, 2 rubber o-rings for the fuel neck to tank and a drain plug.

FT5033 55-57 Tri-5

New!



OER AUTHORIZED

1931-66 Fuel Sending Unit Gasket

Reproduction of the sending unit gasket for 1931-60 full size cars and 1947-66 GM trucks.

CX1424 31-60 full size car

CX1424 47-66 GM truck

GM Gas Tank Accessories

1961-64 Chevrolet Fuel Filler Necks **OER** AUTHORIZED

Reproduction fuel tank filler neck for 1961-64 full size Chevrolet cars including Impala, Bel Air, and Biscayne models except wagons. Features a gray primer coating and is ready to be prepped & painted.

Note: Not for use on wagon models.

14751	61-63	Chevrolet
14752	64	Chevrolet



1955-56 Fuel Tank Filler Necks **OER** AUTHORIZED **New!**

Reproduction of the fuel tank filler necks for 1955-56 Chevrolet models. Manufactured in original zinc plated steel with the correct bends and filler cap lock. Fits all sedan, hardtop and convertible models.

Note: Not for use on wagon or Nomad models.

TF700635	55
TF700636	56



1967-68 Camaro

Fuel Filler Neck & Sleeve **GM** Restoration Parts

Manufactured to correct specifications this detailed reproduction of the 1967-68 Camaro fuel filler neck and sleeve is guaranteed to fit correctly as original. Packaged in OER® box with GM Restoration Parts™ logo.

K963	67-68	neck
7707772	67-68	sleeve



1967-68 Firebird Fuel Tank Neck, Sleeve & Clamp

Reproduction upper fuel neck, fuel Neck Sleeve and fuel neck sleeve clamp for 1967-68 Firebird models. These items are designed for a receding fuel cap behind the license bracket unlike it's cousin the Camaro. Replace your damaged originals with these excellent reproductions.

7693146	67-68	neck
7702818	67-68	sleeve
7707773	67-68	clamp

1967-68 GM F-Body Fuel Filler Hose

OER® manufactures high quality fuel filler neck hose for 1967-68 Camaro and Firebird models. Each hose is produced with correct high quality neoprene.

K630	67-68	F-Body
------	-------	--------



1957 Fuel Tank Filler Necks **OER** AUTHORIZED **New!**

Reproduction upper and lower fuel tank filler necks for 1957 models. Manufactured in original zinc plated steel with the correct bends and filler cap lock. Fits all sedan, hardtop and convertible models.

Note: Not for use on wagon or Nomad models.

TF700299	57	upper
TF700637	57	lower



1947-59 GM Truck Fuel Filler Installation Sets **OER** AUTHORIZED **New!**

Reproduction fuel tank filler sets for 1947-59 Chevrolet/GMC trucks models. Installs between the fuel-filler area of the body and the fuel tank.

Manufactured to OE specifications for an original fit and function. Sets include an all-new reproduction black or chrome fuel filler neck, filler neck to cab rubber grommet, rubber fuel tank to filler neck hose, rubber vent hose, hose clamps and a polished stainless steel fuel cap.

With Black Filler Neck

CX1706	47-55	1st series
CX1707	55-59	2nd series

With Chrome Filler Neck

CX1706C	47-55	1st series
CX1707C	55-59	2nd series



1960-66 Chevrolet/GMC Fuel Tank Filler Neck/Hose **OER** AUTHORIZED

Reproduction fuel tank filler neck and hose for 1960-66 Chevrolet and GMC trucks. Produced with heavy duty steel for long life. Include the filler neck, hose and clamps.

K94761	60-66	Chrome
K94763	60-66	Black



1988-97 GM Truck Fuel Tank Filler Neck & Hose **OER** AUTHORIZED **New!**

Reproduction fuel tank filler neck and hose kit for 1988-97 gas Chevrolet/GMC C/K series pickup truck models. Produced using heavy duty steel for long life and are EDP coated. Includes the filler neck, ground strap, evaporation system vent tub, hose and clamps.

K94764	88-97	GM Truck
--------	-------	----------



1964-67 Fuel Tank Filler Neck Grommet **OER** AUTHORIZED **New!**

OER® Authorized reproduction of the rubber fuel neck grommet for the various GM models listed. This is the grommet that is installed at the top of the filler neck where it meets the fuel door.

1964	Impala/Bel Air/Biscayne
1964-67	Chevelle/Malibu/Wagon
1964-67	El Camino

K94765	64-67
--------	-------



1947-55 GM Truck Gas Neck Grommet **OER** AUTHORIZED **New!**

OER® Authorized reproduction of the original gas tank filler grommet for use on 1949-55 1st series pickup truck. Attaches where the fuel tank neck meets the cab. Manufactured from durable rubber as original.

CX1357	47-55	55 1st series
--------	-------	---------------



1969-70 Full Size Fuel Tank Filler Neck Hose **OER** AUTHORIZED **New!**

Replacement fuel tank filler neck hose for 1969-70 full size Chevrolet cars including Impala, Bel Air and Biscayne models. Each hose joins the fuel tank with the filler neck. Includes 2 clamps.

Note: Not for use on wagon models.

FT5036	69-70	Full Size
--------	-------	-----------



GM Gas Tank Mounting Straps



1967-89 GM F-Body Fuel Tank Mounting Brace

Reproduction fuel tank mounting brace designed to properly secure the fuel tank. Each brace is constructed from original gauge steel. EDP coated for corrosion resistance. Sold individually.

1967-69 Camaro/Firebird

C3480 67-69 LH or RH (2 req.)

New! OER AUTHORIZED



1969 F-Body Trunk Floor Reinforcement/Fuel Tank Brace

The trunk floor reinforcement and fuel tank brace was originally welded under the center trunk pan for support and to form an attachment for gas tank straps. These superb quality reproductions are ideal for replacing a damaged or rusted original. Check reinforcements when installing a trunk pan to ensure structural integrity. Available EDP coated for rust prevention or finished in a special weld-through primer that requires minimal preparation. 1 LH and 1 RH required per vehicle.

EDP Coated

C2057 69 LH
C2056 69 RH

Weld-thru Coated

C2057W 69 LH
C2056W 69 RH



1967-02 GM Gas Tank

Anti-Squeak Set

Restoration Parts

The highest quality reproduction available on the market! Features precision die cut 1/2" sponge neoprene tank to floor cushion, 2 strap to tank inserts and installation instructions. Highly recommended when replacing the gas tank or mounting straps. Packed in OER® box with GM Restoration Parts™ logo.

1967-69 Camaro/Firebird

1973-76 Chevrolet full size passenger car (exc. wagon)

1976-79 GM X-Body

1976-02 GM F-Body

K915 67-02



New! 1955-57 Fuel Tank Mounting Straps

Reproduction fuel tank mounting straps for 1955-57 models. Each strap is produced using heavy duty preformed steel for an original appearance or long lasting stainless steel for superior corrosion resistance.

OE Material

FT3100A 55-57 coupe/sedn
FT3101A 55-57 wagon

Stainless Steel

FT3100B 55-57 coupe/sedn
FT3101B 55-57 wagon



1962-75 Chevy II/Nova Fuel Tank Mounting Straps

Reproduction fuel tank mounting straps for 1962-75 Chevy II/Nova models. Produced using heavy duty preformed steel for an original appearance or long lasting stainless steel for superior corrosion resistance.

OE Material

FT2100A 62-67
FT2101A 68-72
FT1102A 73-75
FT1103A 76-79

Stainless Steel

FT2100B 62-67
FT2101B 68-72
FT1102B 73-75
FT1103B 76-79

OER AUTHORIZED

1967-02 Camaro/Firebird Fuel Tank Mounting Straps

Reproduction fuel tank mounting straps for 1967-02 Camaro and Firebird models. Each strap is produced using heavy duty preformed steel for an original appearance or long lasting stainless steel for superior corrosion resistance.

OE Material

FT1100A 67-69
FT1101A 70-73
FT1102A 74-75
FT1103A 76-81
FT1104A 82-02

Stainless Steel

FT1100B 67-69
FT1101B 70-73
FT1102B 74-75
FT1103B 76-81
FT1104B 82-02

New!



OER AUTHORIZED

1958-85 Impala/Full Size Fuel Tank Mounting Straps

Reproduction fuel tank mounting straps for 1958-85 models produced using heavy duty preformed steel for an original appearance or long lasting stainless steel for corrosion resistance.

OE Material

All Models Except Wagon

FT4100A 58 16 gal.
FT4101A 59-60 16 gal.
FT4102A 61-64 20 gal.
FT4103A 65-66 20 gal.
FT4104A 67-70
FT4106A 73-76 26 gal.
FT4108A 80-85 24 gal.

Station Wagon Models

FT4110A 58
FT4115A 77-85 22 gal.

Stainless Steel

All Models Except Wagon

FT4100B 58 16 gal.
FT4101B 59-60 16 gal.
FT4102B 61-64 20 gal.
FT4103B 65-66 20 gal.
FT4104B 67-70
FT4106B 73-76 26 gal.

GM Gas Tank Mounting Straps

New!



FTS100A



FTS101A

1947-59 GM Truck Fuel Tank Mounting Straps **OER AUTHORIZED**

Reproduction fuel tank mounting straps for 1947-59 GM truck models produced using heavy duty preformed steel for an original appearance. Designed to fit your truck just like the original.

FTS100A	47-54	GM Truck
FTS101A	55-59	GM Truck



FTS102A

1960-66 GM Truck Fuel Tank Mounting Straps

Reproduction fuel tank mounting straps for all 1960-66 GM truck models. Produced using heavy duty zinc plated pre-formed steel for an original appearance, or long lasting stainless steel for corrosion resistance.

OE Material

FTS102A	60-66	GM Truck
---------	-------	----------

Stainless Steel

FTS102B	60-66	GM Truck
---------	-------	----------

New!



FTS103A



FTS104A



FTS110A



FTS111A

1973-06 GM Truck/SUV Fuel Tank Mounting Straps **OER AUTHORIZED**

Reproduction fuel tank mounting straps for 1973-06 Chevrolet/GMC truck and SUV models. Manufactured in heavy duty pre-formed steel and EDP coated for rust prevention. Available for rear mount or saddle (side) mounted tanks where listed.

Note: * 8' Bol. ** 6' Bol.

Truck

CK Models

FTS103A	73-82	25 gal.	rear
FTS104A73-86	73-86	16gal	saddle
FTS104A73-86	73-86	20gal	saddle
FTS105A92-95	92-95	31gal	rear
FTS106A92-98	92-98	2gal	saddle
FTS107A	92-98	34gal	saddle
FTS108A	92-98	25gal	saddle
FTS109A	92-98	25gal	saddle

R/V Models

FTS104A87-91	87-91	16gal	saddle
FTS104A87-91	87-91	20gal	saddle
FTS107A	88-91	34gal	saddle
FTS108A	88-91	25gal	saddle
FTS109A	88-91	25gal	saddle
FTS105A90-91	90-91	31gal	rear

Silverado & Sierra

FTS107A	99-00	34gal	saddle
FTS108A	99-00	25gal	saddle
FTS109A	99-00	25gal	saddle
FTS106A99-02	99-02	2gal	saddle
FTS106A99-02	99-02	2gal	saddle
FTS110A99-06	99-06	26gal	saddle

SUV

Blazer & Jimmy

FTS103A	73-87	25 gal.	rear
FTS111A	73-91	31 gal.	rear

Suburban

FTS103A	73-87	25 gal.	rear
FTS111A	73-91	31 gal.	rear
FTS112A	74-91	40 gal.	rear
FTS113A	92-99	42 gal.	rear

1967-72 GM Fuel Tank Mounting Bolt Set

Restoration Parts

It's easy to replace your fuel tank strap carriage bolts, nuts and washers. This kit is recommended when replacing fuel tank straps. Pre-packaged in OER® bag with header card. Fits 1967-69 GM F-Body and 1968-72 Chevy II/Novo.



K561	67-72	GM
------	-------	----

1976-81 F-Body/1976-79 X-Body Fuel Tank Strap Hardware **New!**

OER AUTHORIZED

OER Authorized reproduction fuel tank strap hardware set for 1976-81 F-Body and 1976-79 X-Body models. This set of 4 bolts is recommended when replacing fuel tank straps.



Note: For use with fuel tank straps # FT1103 and FT1103B.

153351	76-81	F-Body
153351	76-79	X-Body

Fuel/Brake Dual Line Clips - 3/8" & 1/4" **New!**

Correct dual clip for attaching fuel and brake lines to the frame on various GM models. Each clip is made of galvanized steel and are designed to accept one 3/8" and one 1/4" steel fuel line or one steel brake line. Bolt hole is 3/8", bolt not included. Sold individually or as a set of 7 clips. Pre-packaged in OER® polytube.



K22163	3/8" & 1/4"	each
K0094	3/8" & 1/4"	set of 7

Fuel Line Clips - 3/8" Line **New!**

Correct clip for attaching fuel and brake lines to the frame on various GM models. Each clip is made of galvanized steel and are designed to accept one 3/8" steel fuel line. Bolt hole is 3/8", bolt not included. Sold as a set of 6. Pre-packaged in OER® polytube.



K0093	3/8" line	set of 6
-------	-----------	----------

GM Suspension Components



1967-81 Camaro/Firebird/Nova Rear Leaf Springs

Reproductions of the original rear leaf springs for Camaro, Firebird and Nova models. Each leaf spring is designed to offer a correct replacement of the original. Manufactured with correct OEM spec spring rates.

Note: Shipped double oversize.



RL5	67-81	Camaro/Firebird, multi leaf, 5 leaf
RL5	68-79	Chevy II/Nova, multi leaf, 5 leaf
RL10	67-69	Camaro/Firebird, mono leaf, coupe
RL10	68-79	Chevy II/Nova, mono leaf
RL11	67-69	Camaro/Firebird, mono leaf, convertible
RL12	67-81	Camaro/Firebird, multi leaf, 4 leaf
RL12	68-79	Chevy II/Nova, multi leaf, 4 leaf
RL11	68-79	Chevy II/Nova, mono leaf



1967-89 GM F-Body Leaf Spring Liner Set

Full length plastic leaf spring liners promote smooth, friction free spring operation. Quiets ride and prolongs life of the springs. Also features shouldered extension that keeps liners from creeping out of place. Each kit completes one car. Packaged in OER® box.

K654	67-69	F-Body	4 leaf
K655	67-69	F-Body	5 leaf



1967-74 GM F-Body Leaf Spring Front Eye Bolts

Reproduction bolt used to attach the leaf spring front eye to the front eye bracket on 1967-74 Camaro and Firebird models. Sold in pairs with nuts.

274318	67-74	F-Body	1/2" 20 x 5"
--------	-------	--------	--------------

1968-81 GM Sway Bar Bracket & Leaf Spring Anchor Plate Bolt

Bolt used to attach the rear sway bar bracket to the lower anchor plate and leaf spring perch. Bolts are available for models with or without the Heavy Duty (F41) Suspension option. 4 bolts are required per vehicle. Case hardened for dependability.



481949

332671

Item # 332671 Application:

1968-70 Camaro 8 cyl. (except 307, 327)

1971-81 Camaro without F41 suspension

1972-81 Firebird (except Formula and T/A)

1968-79 Nova without F41 suspension

Item # 481949 Application:

1971-81 Camaro w/ F41 suspension

1970-81 Firebird Formula 400

1971-81 Trans Am

1974-79 Nova with F41 suspension

332671	68-81	without F41 suspension, 7/16" 20 x 1-5/16"
481949	70-81	with F41 suspension, 7/16" 20 x 1-15/16"

1969-81 GM Sway Bar Bracket

Reproduction U-shaped sway bar bushing bracket for various GM models. This bracket clamps the inner sway bar bushings and the sway bar to the subframe. Manufactured from stamped steel. Sold individually, 2 brackets required per vehicle. Pre-packaged in OER® polytube.



1970-81 Camaro Front

1984-86 Camaro Rear

1969 Firebird 2nd Design w/13/32" Dia. Holes

1970-81 Firebird exc Trans Am Or Formula - Front

1984-85 Firebird - Rear

1971-81 Full Size Chevrolet - Front

1970-79 Nova - Front

1973-84 Truck - Front Or Rear

1985-86 Truck 3/4 Or 1 Ton - Rear

1987-91 Truck R V 1 Ton - Rear

1969-82 Corvette - Front

1970-75 Chevrolet - Front

1976-81 Malibu - Front

1976-81 Monte Carlo - Front

1976-81 El Camino - Front

1976-81 Lumina - Front

1970-81 Vega - Front

406887	69-91	GM
--------	-------	----

1964-89 GM Front Sway Bar Brackets

OER® reproduction front sway bar bracket for the various GM models listed below. Manufactured from high grade steel to original specifications.



1964-67 Chevrolet

1967-68 Camaro

1968-69 Chevy II/Nova 6 cyl. w/HD suspension

1968-69 Chevy II/Nova 18

1967-68 Firebird

383493	64-69	GM
--------	-------	----

1970-81 GM Rear Sway Bar Bracket

OER® reproduction rear sway bar bracket for 1970-81 Camaro/Firebird models and 1970-79 Nova models. Manufactured from high grade steel to original specifications. Sway bar brackets hold the rear sway bar bushings to the subframe. 2 required.



1970-81 Camaro

1970-81 Firebird

1970-79 Nova

3982300	70-81	GM
---------	-------	----

GM Suspension Components

1970-81 GM F-Body Rear Sway Bar Bushing

Reproduction rear outer sway bar bushing for various 1970-81 Camaro and Firebird models with performance suspension packages. This bushing is manufactured to original specifications from heavy duty rubber, as original. Sold individually. 2 required per vehicle. Pre-packaged in OER® polytube.



1970-74 Camaro w/special hi-perf 350 (Z28) and/or hi-perf suspension
1970-74 Camaro w/special hi-perf suspension
1978-79 Camaro w/ HD suspension and/or Z28
1980-81 Camaro Z28
1977-81 Trans AM/Formula models

480913 70-81 F-Body



K544



K550

1962-81 GM Rear Leaf Spring Shackle Set

These OER® quality reproduction shackle sets are for 1967-81 Camaro and Firebird models, and 1962-78 Chevy II/Nova models. Each set includes 4 bushings, 2 plates, 2 bolts and 2 two nuts. Will fit multi-leaf or mono-leaf springs. 2 sets required per vehicle. Pre-packaged in OER® chipboard box.

K544	67-70	Camaro/Firebird
K550	71-81	Camaro/Firebird
K550	62-78	Chevy II/Nova

1967-81 GM Rear Leaf Spring U-Bolts

GM Restoration Parts

Necessary when changing mono-leaf to multi-leaf. Available in the OEM width for original leaf springs and a replacement style available for repro leaf spring plates. Fits 1967-81 GM F-Body and 1968-74 Nova.



Notes: For use with multi rear leaf springs.

RL7	67-81	GM	3 1/2" wide
RL7A	67-81	GM	4" wide

1967-81 GM F-Body Rear Leaf Spring Shock Extenders

GM Restoration Parts

Been looking for shock extenders? Look no further! OER® manufactures these high quality extenders that not only work, but look good too! Extends shock 2". Used when converting Mono leaf springs to Multi leaf springs on 1967-69 Camaro/Firebird, to reuse Mono leaf shock absorbers.



RL6	67-81	F-Body	fine thread
RL6A	67-81	F-Body	coarse thread

1968-69 F-Body Lower Shock Bolt

New!

Reproduction of the lower rear shock mounting bolt for 1968-69 Camaro and Firebird models. This essential bolt was utilized to correctly install the shock absorber to the lower spring mounting perch. For use with multi-leaf springs only. Includes lock washer and nut. Sold individually. 2 required per car. Pre-packaged in OER® polytube.



748600 68-69 F-Body

1967-69 Camaro/Firebird Rear Shock Absorber Plastic Cap



Reproduction of the plastic cap that threads onto the top of the shock absorbers to protect the threads from damage. For use on the rear shocks.

C132 67-69 F-Body



RL8C



RL8B

1967-81 GM F-Body Rear Leaf Spring Upper and Lower Pads

GM Restoration Parts

OER® offers 1967-81 Camaro and Firebird upper and lower leaf spring pads. These original quality leaf spring pads are manufactured to specifically fit the applications listed. Each pad is used to insulate the area between the rear leaf spring and the axle tube mounting plate. Two upper pads and two lower pads are required per vehicle.

Notes: When converting 1967-69 single to multi leaf applications it will be necessary to install RL8 spring pads.

Upper Leaf Spring Pads

RL8A	67-69	Camaro/Firebird	mono leaf
RL8	68-69	Camaro/Firebird	multi leaf
RL8B	70-81	Camaro/Firebird	

Lower Leaf Spring Pads

RL8C	67	Camaro/Firebird	single or multi leaf
RL8C	68-69	Camaro/Firebird	single leaf
RL8	68-69	Camaro/Firebird	multi leaf
RL8E	70-81	Camaro/Firebird	all



1967-80 GM Rear Leaf Spring Forward Bushings

Reproduction bushing located on the front or forward section of the rear leaf spring. This steel impregnated bushing is seated into the eyellet section of the rear leaf spring. Commonly forgotten replacement part that is usually required when rebuilding the rear suspension. 2 required per vehicle.

1967-80 Camaro	1967-79 Firebird	1975-76 Ventura
1968 Chevy II/Nova	1973-74 Nova	1976-79 Skylark
1975 Full Size Chevrolet	1976-79 Seville	1973-79 Omega

B298 67-80 GM

GM Suspension Components

1967-74 GM Multi Leaf Spring Installation Set

Set includes rear shackle kits, upper and lower spring pads, spring front eye bolts and nuts, front spring eye bracket bolts and clip nuts. R361 includes T-bolts (4) and U-bolts (2). R363 includes U-bolts (4). Pre-packaged in OER® box.

Note: R361 is for vehicles originally equipped with a rear sway bar. R363 is for vehicles not equipped with a rear sway bar.

1967-69 Camaro/Firebird
1968-74 Nova & other GM X-bodies

R361	67-74
R363	67-74 with 4 u-bolts

1967-79 GM Mono Leaf Spring Installation Set

OER® leaf spring installation set for mono-leaf. Includes rear shackle kits, upper and lower spring pads, spring front eye bolts and nuts, front spring eye bracket bolts and clip nuts, and T-bolts which were used for mono-leaf kits. Pre-packaged in OER® box.

1967-70 Camaro/Firebird
1968-79 Nova & other GM X-bodies

R360	67-79
------	-------

1970-81 GM Multi Leaf Spring Installation Set

OER® leaf spring installation set for multi-leaf for 1970-81 Camaro/Firebird models. Includes rear shackle kits, upper and lower spring pads, spring front eye bolts and nuts, front spring eye bracket bolts and clip nuts, U-bolts (2) and T-bolts (4) which were used for multi-leaf kits. Pre-packaged in OER® box.

1970-81 Camaro/Firebird

R362	70-81
------	-------

1962-69 GM Rear Leaf Spring Shackles Bushings

Reproduction rear spring shackle bushings for all 1967-69 F-body and 1962-69 Chevy II/Nova models. 8 required per vehicle. Pre-packaged in individual OER® box. 8 required per vehicle.

1967-69 Camaro/Firebird
1962-69 Chevy II/Nova

K979	62-69	GM
------	-------	----

1970-81 GM Rear Leaf Spring Shackle Bushings

Reproduction rear leaf spring shackle bushings available individually or in sets for 1970-81 Camaro/Firebird models, 1970-79 Nova, 1971-79 Ventura, 1973-79 Apollo/Skylark and 1973-79 Omega. OER® recommends replacing bushings in full sets.

1970-81 Camaro/Firebird
1970-81 Firebird
1970-79 Nova & other GM X-bodies

499473	70-81	individual
R397	70-81	8 piece set

1967-69 GM F-Body Leaf Spring Eye Brackets

OER® reproduction leaf spring front eye brackets for 1967-69 Camaro and Firebird. These stamped steel brackets mount the front end of the leaf springs to the frame rails. They fit mono or multi-leaf applications.

3892751	67-69	LH
3892752	67-69	RH

1968-81 GM F-Body Rear Spring Anchor Plates

OER® reproduction rear spring and shock anchor plates for 1968-81 Camaro and Firebird models. Available for models equipped with rear mono leaf or multi leaf springs.

Mono-leaf

E370	67	LH
E371	68-69	LH
E371	67-69	RH

Multi-leaf

3934866	68-69	RH
3934865	68-69	LH
480909	70-81	RH
480909	70-81	LH



1962-69 GM Front Sway Bar Bushings

These reproduction sway bar bushings are for use on 1962-69 Chevy II/Nova, 1967-69 Camaro/Firebird models with an 11/16" diameter bar. Sold in pairs.

HC84	62-69	GM
------	-------	----

1969-83 GM Front Sway Bar Bushing

Reproduction front sway bar bushings for various GM models. These rubber bushings are designed for models with a heavy duty or hi performance suspension with 1" front sway bar. Sold individually; 2 required. Pre-packaged in OER® polytube.



Camaro

1976-80	all
1981	Z28
1982-83	all

Nova

1975	w/Special Hi Perf Suspension
1976-80	all

Full Size Chevy

1971-75	wagon
1976-80	all
1981	Caprice Classic w/HD Suspension
1981	wagon all

Chevelle/Malibu

1972	v8 w/Special Hi Perf Suspension
1973	Malibu SS
1974-75	wagon w/Special Hi Perf Suspension
1975	w/Special Hi Perf Suspension
1976-80	all
1981	wagon exc. F40

Monte Carlo

1972	454
------	-----

Pontiac Firebird

1969	all
1970	400 Exc. Trans Am
1971-73	Formula w/14" wheels
1976-80	all
1982-83	exc. Trans Am
Pontiac GTO/Lemans	
1970-80	all

371773	69-83	GM
--------	-------	----

1962-67 Chevy II/Nova Lower Control Arm Bushing Cap

This cap is necessary when replacing lower control arm bushing for 1962-67 Chevy II/Nova models. 4 required per vehicle.

348390	62-67	Chevy II/Nova
--------	-------	---------------



GM Suspension Components

1958-72 GM Upper Control Arm Bumper

GM Restoration Parts

Reproduction control arm bumper for a variety of GM applications. OE# 384220. Packaged in OER® box.

1967-69 Camaro/Firebird
1963-75 Corvette
1968-72 Chevy II/Novo
1964-72 Chevelle/El Camino
1958-70 Passenger (Impala, Biscayne, Bel Air)

384220 58-72 GM



1955-57 Lower Control Arm Bumper

Reproduction front lower control arm bumper for all 1955-57 Chevrolet car models. This bumper is manufactured in rubber with the correct threaded mounting stud as original. Includes the lock washer and nut. Sold individually, 2 required per car. Pre-packaged in OER® polytube.

New!



TF500039 55-57

1962-81 GM Control Arm Bumpers

GM Restoration Parts

Reproduction lower control arm bumper for use with various 1962-81 models. Exact replica of original. Sold individually. Pre-packaged in OER® chipboard box.



3939198 1362014

3939198 1967 Lower Camaro/Firebird
3939198 1967-70 Lower GM Passenger Car models
3939198 1962-67 Upper Chevy II/Novo
1362014 1970-81 Upper Camaro/Firebird

3939198 62-70 upper/lower
1362014 70-81 upper

1964-72 GM Lower Control Arm Bumper

GM Restoration Parts

OER® reproduction of the lower control arm bumper designed to replace the original GM bumper. This OER® reproduction includes correct cosmetic appearance. Comes individually pre-packaged in OER® box.



1964-72 Chevelle, El Camino, Monte Carlo
1964-72 GTO, Tempest, Le Mans
1968-69 Camaro/Firebird
1968-72 Chevy II/Novo, Ventura, Apollo, Omega

3928362 64-72 GM

1970-96 Lower Control Arm Bumper

New!

Reproduction lower control arm rubber bumper for various GM models. Manufactured from durable rubber with the correct mounting stud as original.



1970-75 Camaro w/special HI PO 350
1976-92 Camaro
1982-92 Firebird
1971-74 Impala/Caprice
1977-96 Impala/Caprice
1975-78 Nova
1973-74 Chevelle
1976-81 Chevelle
1976-83 Malibu
1976-88 El Camino
1976-88 Monte Carlo

10068783 70-96



1962-96 GM Sway Bar Link Set

Correct sway bar link kits are now available for the listings below. Includes all the components to replace the original bushings and hardware. Each set includes 4 bushings, 1 bolt, 1 nut, 4 washers, and 1 spacer.

18060 1967-82 Camaro/Firebird
18060 197-96 Impala/Full Size
18060 1962-79 Chevy II/Novo

18060 62-96 2 required



3791510



378276

1967-81 GM Rear Spring Front Bracket Bolt and Nut

This is a quality OER® reproduction bolt and nut to mount the leaf spring front eye bracket on 1967-81 GM F-body and 1968-79 GM X-body models.

Bolt

K3614 67-81 6 piece kit
3791510 67-81 individual

Nut

K3613 67-81 6 piece set
378276 67-81 individual



3892756



3932735



3932734

1967-69 Camaro/Firebird Rear Axle Bumpers

OER® reproduction rear axle bumpers for 1967-69 Camaro and Firebird models. Mounts to the rear frame rail above the axle. Pre-packaged in OER® box.

Bumper

3892756 67 LH or RH
3932735 68-69 LH or RH

Bumper with Bumper

3932733 68-69 LH
3932734 68-69 RH

1955-57 Rear Axle Bumper

New!

Reproduction rear axle bumper for 1955-57 Chevrolet car models. Manufactured from molded rubber to factory specifications for originality. Mounts on the rear axle housing. Sold individually, 2 required per car. Pre-packaged in OER polytube.



TF500125 55-57

1968-69 Rear Pinion Bumper

New!

Reproduction rear axle pinion bumper for 1968-69 Camaro, Firebird and Chevy II/Novo models. Mounts to the end of the pinion near the yoke. Pre-packaged in OER polytube.



1968-69 Camaro
1968-69 Firebird
1968-69 Chevy II/Novo

3923564 68-69

1973-82 GM Rear Spring Bumper

New!

Reproduction of the rear axle bumper which attaches to the body and helps keeps the rear axle from bottoming out. Manufactured with hard rubber with molded in screws for mounting. Pre-packaged in OER® polytube.



1976-81 Camaro
1976-81 Firebird
1973-79 Nova
1976-82 Corvette
1973-79 Pontiac Phoenix/Ventura
1973-79 Oldsmobile Omega

483746 73-82 GM

GM Suspension Components



N1440



N1441

1966-67 Chevy II/Nova

Upper Control Arms **OER** AUTHORIZED

Reproduction upper control arms for 1966-67 Chevy II/Nova models. Upper control arms include the upper ball joints and the shafts with bushings already installed on the arm for easy installation.

N1440	66-67	LH
N1441	66-67	RH



N1442



N1443

1966-67 Chevy II/Nova

Lower Control Arms **OER** AUTHORIZED

Reproduction lower control arms for 1966-67 Chevy II/Nova models. Lower control arms include the lower ball joints and bushings already installed on the arm for easy installation.

N1442	66-67	LH
N1443	66-67	RH



A1001

A1000

1958-64 Impala/Full Size

Upper Control Arms **OER** AUTHORIZED

Quality reproduction of the upper control arms used on 1958-64 Impala and full size models. These are control arms only, ball joints, bumpers, shafts and bushings are sold separately.

A1000	58-64	LH
A1001	58-64	RH



A1003

A1002

1958-64 Impala/Full Size

Lower Control Arms **OER** AUTHORIZED

Reproduction of the lower control arms used on 1958-64 full size models. Exact reproduction of the originals and include cross-shaft and bushings installed.

Note: Ball joints and bumpers sold separately.

A1003	58-64	RH
-------	-------	----

1955-83 GM Coil Spring Insulator

This molded rubber insulator mounts between the coil spring and the frame. These insulators keep the spring from riding metal-to-metal on the frame and act as an anti-squeak mechanism. Coil spring insulators were not original on all vehicles but can be used on any coil spring application with the following coil spring dimensions. Measures 5-5/16" outer diameter, 3-3/4" inner diameter and are 1/4" thick. Sold individually, 2 required per vehicle.

Note: These insulators will increase ride height equal to the thickness of the insulator.

W1006	55-83	GM
-------	-------	----

1964-81 3/8" Coil Spring Spacer

Reproduction 3/8" coil spring spacer for the various 1964-81 models listed. This was used by GM on the production line between the lower control arm and the spring to adjust the front end ride height. Sold individually. Pre-packaged in OER® polytube.

New!



1967-81 Camaro
1967-81 Firebird
1968-79 Chevy II/Nova
1964-77 Impala/full size cars

14927 64-81

New!



OER AUTHORIZED

1967-68 Front Disc Brake Backing Plates with 4 Piston Calipers

Reproduction of the original backing plate used with various 1967-68 models with front disc brakes. Includes RH and LH plates. For use with 4 piston calipers.

1967-68 Camaro
1967-68 Firebird
1968 Chevy II/Nova
1967-68 LeMans

KW416 67-68



1969-74 GM Disc Brake

Backing Plate **OER** AUTHORIZED

Reproduction disc brake backing plates for 1969 Camaro, Firebird and 1969-74 Nova models with single piston front disc brakes and rear drum brakes. Sold in a pair.

Important: Not for use with 4 wheel disc brakes (JLS option). Not for use with quick ratio power steering (N44 option).

K1445	69	Camaro
K1445	69	Firebird
K1445	69-74	Nova

GM Steering Components

Inner Tie Rod Ends

OER® now offers a wide selection of Inner Tie Rods for many applications throughout the GM line. These quality reproductions will replace the inner tie rod ends exactly as original. For use with OE style suspensions. See the listings for correct applications. Each application will fit RH or LH unless otherwise indicated.



1958-64 Inner Tie Rod Ends

Chevrolet

1958-64 Impala
1958-64 Bel Air
1958-64 Biscayne

ES597 58-64 LH or RH



1963-64 Inner Tie Rod Ends

Chevrolet Truck

1963-64 C10 Pickup
1963-64 P10 Series
GMC Truck
1963-64 GMC 1000 Pickup

ES678 63-64 LH or RH



1965-70 Inner Tie Rod Ends

Chevrolet

1965-68 Bel Air
1965-68 Biscayne
1966-68 Caprice
1965-68 Impala

Chevrolet Truck

1965-70 C10 Pickup
1967 Blazer
1967 Suburban
1968-70 C10 Suburban
1965-67 P10 Series
1968-70 P10 Van
1965-70 G10 Van

GMC Truck

1965-70 C1S/C1500 Pickup
1967 C2S/C2500 Pickup
1970 Jimmy
1967 Suburban
1968-70 C1S/C1500 Suburban
1965-70 P1S/P1500 Van
1965-70 G1S/G1500 Van

ES370R 65-70 LH or RH



1965-70 Inner Tie Rod Ends

Chevrolet Truck

1965-70 C20 Pickup
1965-70 C30 Pickup
1968-70 C20 Suburban
1968-70 P20 Van
1968-70 P30 Van

GMC Truck

1965-70 C2S/C2500 Pickup
1967-70 C3S/C3500 Pickup
1968-70 C2S/C2500 Suburban
1968-70 P2S/P2500 Van
1968-70 P3S/P3500 Van

ES358R 65-70 LH or RH



1966-80 Inner Tie Rod Ends

Chevrolet Cars

1967-69 Camaro
1968-74 Chevy II/Novata
1966-70 Chevelle
1966-70 El Camino
1967 Malibu
1970 Monte Carlo
1976-80 Monza
1976-77 Vega

Buick

1973-74 Apollo
1970 GS
1968-69 GS 350
1968-69 GS 400
1970 GS 455
1975-80 Skyhawk
1967-70 Skylark
1967-69 Special
1968-70 Sportwagon

Chevrolet Truck

1971-72 G10 Van
1971 G20 Van
1971 G30 Van

ES681N 66-80 LH or RH



1971-81 Inner Tie Rod Ends

Chevrolet

1975-79 Camaro, LH
1980-81 Camaro, LH V8
1975-79 Nova, LH
1975 Monza, LH or RH
1971-75 Vega, LH or RH

Buick

1975 Apollo, LH
1975-77 Skylark, LH
1978-79 Skylark, LH w/man. steer

Oldsmobile

1975-77 Omega, LH
1978-79 Omega, LH w/man. steer

Pontiac

1977 Phoenix, LH
1978-79 Phoenix, LH w/man. steer
1975-77 Ventura, LH

ES442L 71-81 LH



1975-81 Inner Tie Rod Ends

Chevrolet

1975-79 Camaro, RH
1980-81 Camaro, RH V8
1975-79 Nova, RH

Buick

1975 Apollo, RH
1975-77 Skylark, RH
1978-79 Skylark, RH w/man. steer

Oldsmobile

1975-77 Omega, RH
1978-79 Omega, RH w/man. steer

Pontiac

1977 Phoenix, RH
1978-79 Phoenix, RH w/man. steer
1975-77 Ventura, RH

ES443L 75-81 RH



1982-92 Inner Tie Rod Ends

Chevrolet

1982-92 Camaro

Pontiac

1982-92 Firebird

ES227L 82-92 LH or RH

GM Steering Components

Outer Tie Rod Ends

OER® offers a wide selection of outer tie rods for many applications throughout the GM line. These quality reproductions will replace the outer tie rod ends exactly as original. For use with OE style suspensions. See the listings for correct applications. Each application will fit RH or LH unless otherwise indicated.



1963-67 Outer Tie Rod Ends

Chevrolet (fits LH or RH)

1963-67 Chevy II/Novo

ES675 63-67 2 req.



1965-70 Outer Tie Rod Ends

Chevrolet Cars

1965-68 Bel Air
1965-68 Biscayne
1965-68 Impala
1966-68 Gipsy

Chevrolet Truck

1965-70 C10 Pickup

1969 Blazer
1967 Suburban

1968-70 C10 Suburban

1965-67 P10 Series

1968-70 P10 Van

1967-70 G10 Van

GMC Truck

1965-70 C15/C1500 Pickup

1967 C25/C2500 Pickup

1970 Jimmy

1967 Suburban

1968-70 C15/C1500 Suburban

1967-70 P15/P1500 Van

1967-70 G15/G1500 Van

ES350L 65-70 LH or RH



1965-70 Outer Tie Rod Ends

Chevrolet Truck

1965-70 C20 Pickup

1965-70 C30 Pickup

1968-70 C20 Suburban

1968-70 P20 Van

1968-70 P30 Van

GMC Truck

1965-70 C25/C2500 Pickup

1967-70 C35/C3500 Pickup

1968-70 C25/C2500 Suburban

1968-70 P25/P2500 Van

1968-70 P35/P3500 Van

ES358L 65-70 LH or RH



1967-74 Outer Tie Rod Ends

Chevrolet

1967-69 Camaro

1968-74 Chevy II/Novo

Buick

1973-74 Apollo

Oldsmobile

1973-74 Omega

Pontiac

1968 Firebird

1971-72 Ventura

ES381R 67-74 LH or RH



1982-82 Outer Tie Rod Ends

Chevrolet

1982-92 Camaro

Pontiac

1982-92 Firebird

ES2226R 82-92 LH or RH



1963-82 Outer Tie Rod Ends

Chevrolet

1963-64 Bel Air

1963-64 Biscayne

1963-64 Impala

1967 Chevy II/Novo

1967-82 Corvette

1963 Corvair

1963-64 P10 Series

ES323L 63-82 LH or RH



1973-81 Outer Tie Rod Ends

Chevrolet

1980-81 Camaro V6

1973 Chevelle

1973-77 El Camino

1973-76 Laguna

1973-77 Malibu

1973-77 Monte Carlo

Buick

1973-77 Century

1973-77 Regal

1975 Skylark

1978-79 Skylark

Cadillac

1976-79 Seville

GMC Truck

1973-77 Sprint

Oldsmobile

1973-77 Cutlass

1975-77 Cutlass Supreme

1978-79 Omega

1973-77 Vista Cruiser

Pontiac

1975-81 Firebird

1973-75 Grand Am

1975-77 Grand LeMans

1973-77 Grand Prix

1973-77 LeMans

1977-79 Phoenix

ES427R 73-81 LH or RH



1975-81 Outer Tie Rod Ends

Chevrolet

1975-79 Camaro

1980-81 Camaro V8

1975-79 Nova

Buick

1975 Apollo

1975-79 Skylark

Oldsmobile

1975-79 Omega

Pontiac

1975-81 Firebird

1975-77 Ventura

1977-79 Phoenix

ES441R 75-81 LH or RH



1958-69 Tie Rod Adjusting Sleeves

Chevrolet

1958-64 Biscayne

1958-64 Bel Air

1958-64 Impala

1960-69 Corvair

1962 Chevy II/Novo (1st design)

Chevrolet Truck

1960-64 Chevrolet C10 Pickup

1960-64 Chevrolet C20 Pickup

1960-64 Chevrolet C30 Pickup

1960-64 Chevrolet Suburban

1960-64 Chevrolet P10 Van

1961-65 Corvair Truck

GMC Truck

1960-62 GMC 1000 Pickup

1960-62 GMC 1000 Suburban

1960-63 GMC 1500 Pickup

1960-63 GMC 1500 Suburban

1963-66 GMC P1000 Van

ES312S 58-69 LH or RH

GM Steering Components

1965-74 Tie Rod Adjusting Sleeves

Chevrolet

1965-70 *Bel Air*
 1965-70 *Biscayne*
 1969-70 *Brookwood*
 1966-70 *Caprice*
 1965-70 *Impala*
 1969-70 *Kingswood*
 1969-70 *Tourisman*
 1967-69 *Camaro*
 1968-74 *Chevy II/Novo*
Chevrolet Truck
 1965-70 *C10/C1500*
 1965-70 *C10 Pickup*
 1965-70 *C20 Pickup*
 1965-70 *C30 Pickup*
 1967 *Suburban*
 1968-70 *C10 Suburban*
 1968-70 *C20 Suburban*
 1965-70 *G10 Van*
 1965-70 *G20 Van*



GM Truck

1965-70 *C15/C1500 Pickup*
 1965-70 *C25/C2500 Pickup*
 1965-70 *C35/C3500 Pickup*
 1970 *Jimmy*
 1967 *Suburban*
 1968-70 *C15/C1500 Suburban*
 1968-70 *C25/C2500 Suburban*
 1965-70 *G15/G1500 Van*
Oldsmobile
 1973-74 *Omega*
Pontiac
 1967-68 *Firebird*
 1971-72 *Ventura*
Buick
 1973-74 *Apollo*

ES350S 65-74 LH or RH

1967-01 Tie Rod Adjusting Sleeves

Chevrolet

1971-75 *Bel Air*
 1971-72 *Biscayne*
 1971-72 *Brookwood*
 1971-56 *Caprice*
 1971-85 *Impala*
 1994-96 *Impala SS*
 1971-72 *Kingswood*
 1971-72 *Tourisman*
 1978-81 *Camaro*
 1975-79 *Novo*
 1971-73 *Chevelle*
 1971-77 *El Camino*
 1973-76 *Laguna*
 1973-77 *Malibu*
 1971-77 *Monte Carlo*



Oldsmobile

1967-84 *98*
 1971 *442*
 1991-94 *Bravada*
 1996-01 *Bravada*
 1971-92 *Custom Cruiser*
 1967 *Cadillac*
 1971-77 *Cadillac*
 1983 *Cadillac Cruiser*
 1971-77 *Cadillac Suprem*
 1967-68 *Delmont 88*
 1967-85 *Della 88*
 1971-72 *88S*
 1975-79 *Omega*
 1967-70 *Toronado*
 1973-85 *Toronado*
 1971-77 *Vista Cruiser*

Pontiac

1969-81 *Firebird*
 1967-81 *Bonneville*
 1967-81 *Catalina*
 1967-70 *Executive*
 1973-75 *Grand Am*
 1975-77 *Grand LeMans*
 1967-68 *Grand Prix*
 1971-77 *Grand Prix*
 1971-78 *Grand Safari*
 1971-75 *Grandville*
 1971-73 *GTO*
 1969 *LeMans*
 1971-77 *LeMans*
 1983-86 *Parisienne*
 1977-79 *Phoenix*
 1968 *Safari*
 1987-89 *Safari*
 1969 *Tempest*
 1972-77 *Ventura*

Cadillac

1967-76 *Calais*
 1975-84 *Comm 1 Chassis*
 1967-84 *Denville*
 1967-85 *Eldorado*
 1999-00 *Escalade*
 1967-96 *Fleetwood*
 1976-85 *Serille*

Buick

1975 *Apollo*
 1971-73 *Centurion*
 1973-77 *Century*
 1981 *Century*
 1967-89 *Electra*
 1970-79 *Estate Wagon*
 1971-72 *GS*
 1971-72 *GS 455*
 1969-90 *LeSabre*
 1973-77 *Regal*
 1967-85 *Riviera*
 1991-96 *Roadmaster*
 1968 *Skyhawk*
 1971-72 *Skyhawk*
 1975-79 *Skyhawk*
 1971-72 *Sportwagon*
 1967-70 *Wildcat*
Isuzu
 1996-00 *Hombre*

ES200AS 67-01 LH or RH

1971-02 Tie Rod Adjusting Sleeves for Trucks

GM Truck

1971-86 *C15/C25/C35 Pickup*
 1987 *R15 Pickup*
 1987-89 *R25/R2500 Pickup*
 1987-91 *R35/R3500 Pickup*
 1988-89 *C/K1500 Pickup*
 1988-00 *C/K2500 Pickup*
 1988-02 *C/K3500 Pickup*
 1971-91 *Jimmy*
 1992-00 *Yukon*
 1971-86 *C15/C25 Suburban*
 1987-91 *R15/R1500 Suburban*
 1987-91 *R25/R2500 Suburban*
 1992-99 *C/K1500 Suburban*
 1992-99 *C/K2500 Suburban*
 1971-72 *P15/P25/P35 Van*
 1990-99 *P35/P3500 Van*
 1972-98 *G15/G25/G35 Van*
 1999-02 *Savana 15/25/35*
 1983-90 *S15 Pickup*
 1991-02 *Sonoma*
 1983-94 *S15 Jimmy*
 1995-01 *Jimmy*
 1991 *Syclone*
 1992-93 *Typhoon*
 1985-02 *Safari*
 1971-77 *Sprint*



Chevrolet Truck

1971-86 *C10/C20/C30 Pickup*
 1987 *R10 Pickup*
 1987-89 *R20/R2500 Pickup*
 1987-91 *R30/R3500 Pickup*
 1988-99 *C/K1500 Pickup*
 1988-00 *C/K2500 Pickup*
 1988-02 *C/K3500 Pickup*
 1972-87 *Blazer*
 1995-00 *Tahoe*
 1971-86 *C10/C20 Suburban*
 1987-91 *R10/R1500 Suburban*
 1987-91 *R20/R2500 Suburban*
 1992-99 *C/K1500 Suburban*
 1992-99 *C/K2500 Suburban*
 1971-72 *P10/P20/P30 Van*
 1990-99 *P30/P3000 Van*
 1971-88 *G10/G20/G30 Van*
 1999-02 *Express 15/25/35*
 1983-02 *S10 Pickup*
 1983-94 *S10 Blazer*
 1995-02 *Blazer*
 1985-02 *Astro*

ES200AS 71-02 LH or RH

1962-95 Tie Rod Adjusting Sleeves

Chevrolet

1982-92 *Camaro*
 1962-67 *Chevy II/Novo*
 1966-70 *Chevelle*
 1966-70 *El Camino*
 1978-87 *El Camino*
 1967 *Malibu*
 1978-83 *Malibu*
 1970 *Monte Carlo*
 1978-88 *Monte Carlo*
 1975-80 *Montza*
 1971-77 *Vega*
Pontiac
 1982-92 *Firebird*
 1975-77 *Astre*
 1982-86 *Bonneville*
 1978-80 *Grand Am*
 1978-81 *Grand LeMans*
 1969-70 *Grand Prix*
 1978-87 *Grand Prix*
 1967-70 *GTO*
 1967-70 *LeMans*
 1978-81 *LeMans*
 1970 *Safari*
 1975-80 *Sandbird*
 1967-70 *Tempest*
Chevrolet Truck
 1971-72 *G10 Van, w/o disc brakes*
 1971 *G20 Van*
 1982-95 *S10 Pickup*
 1983-94 *S10 Blazer*
 1995 *Blazer*



GM Truck

1971-72 *G25/G2500 Van*
 1982-90 *S15 Pickup*
 1991-95 *Sonoma*
 1983-94 *S15 Jimmy*
 1995 *Jimmy*
 1978-87 *Caballero*
Buick
 1978-81 *Century*
 1970 *GS*
 1968-69 *GS 350*
 1968-69 *GS 400*
 1970 *GS 455*
 1978-87 *Regal*
 1975-80 *Skyhawk*
 1967-70 *Skyhawk*
 1967-69 *Sport*
 1968-70 *Sportwagon*
Oldsmobile
 1967-70 *442*
 1967-70 *Cutlass*
 1978-81 *Cutlass*
 1985-87 *Cutlass*
 1978-84 *Cutlass Calais*
 1978-83 *Cutlass Cruiser*
 1978-88 *Cutlass Supreme*
 1967-70 *F85*
 1975-80 *Starfire*
 1971-73 *Toronado*
 1967-70 *Vista Cruiser*

ES202S 62-95 LH or RH

GM Steering Components



1967-72 GM Pitman Arm

Quality reproduction pitman arm designed for the applications listed below. Includes pitman arm and hardware. Pre-packaged in OER® box.

Chevrolet
1967-69 Camaro, w/PS, w/o Z28
1968-72 Nova, w/PS
Pontiac
1967-68 Firebird, 6 cyl, w/PS

3989445 67-72 GM



1967-88 Firebird Pitman Arm

Quality reproduction pitman arm designed for the applications listed below. Includes pitman arm and hardware. Pre-packaged in OER® box.

Pontiac
1967-68 Firebird, V18, w/PS

9789157 67-68 Firebird



1967-69 GM Pitman Arm

Quality reproduction of the original pitman arm designed for the applications listed below. Includes pitman arm and hardware. Pre-packaged in OER® box.

Chevrolet
1967 Camaro, V8, w/o PS
1967-69 Camaro Z28 302
Pontiac
1967 Firebird, 6 cyl, w/o PS

3953225 67-69 GM



1963-67 Chevy II/Nova Manual Steering Pitman Arm

Quality reproduction pitman arm designed for 1963-67 Chevy II/Nova models with manual steering. Includes pitman arm and hardware. Pre-packaged in OER® box.

OER 3909951.

3909951 63-67 Chevy II/Nova



1973-99 Chevy/GMC Truck Pitman Arm

Quality reproduction pitman arm designed for most 1973-99 Chevrolet/GMC truck models. This pitman arm fits many applications. See the listing below for correct applications. Includes pitman arm and hardware. Pre-packaged in OER® box.

Chevrolet Trucks
1973-86 C10 Pickup
1973-86 C20 Pickup
1973-86 C30 Pickup
1987 R10 Pickup
1987-88 R20 Pickup
1989 R2500 Pickup
1987-88 R30 Pickup
1989-91 R3500 Pickup
1973-87 Blazer
1973-86 C10 Suburban
1973-86 C20 Suburban
1987-88 R10 Suburban
1987-88 R20 Suburban
1989-91 R1500 Suburban
1989-91 R2500 Suburban
1973-88 P20 Van
1974-99 P30 Van
GMC Trucks
1973-86 C15/C1500 Pickup
1973-86 C25/C2500 Pickup
1973-86 C35/C3500 Pickup
1987 R1500 Pickup
1987-89 R2500 Pickup
1987-91 R3500 Pickup
1973-91 Jimmy
1973-86 C15/C1500 Suburban
1973-86 C25/C2500 Suburban
1987-91 R1500 Suburban
1987-91 R2500 Suburban
1973-80 P15/P1500 Van
1973-88 P25/P2500 Van
1974-99 P35/P3500 Van

18755 73-99 2WD

1967 GM Idler Arm Assembly

Reproduction idler arm designed for the applications listed below. Includes idler arm and hardware. Pre-packaged in OER® box.

Chevrolet
1967 Camaro
Pontiac
1967 Firebird



3908383 67 GM

1968-74 GM Idler Arm Assy

Reproduction idler arm designed for the applications listed below. Includes idler arm and hardware. Pre-packaged in OER® box.

Chevrolet
1968-69 Camaro
1968 Chevy II
1970-74 Nova
Buick
1973-74 Apollo
Oldsmobile
1973-74 Omega
Pontiac
1968 Firebird
1971-72 Ventura



3989447 68-74 GM

1969-74 GM Idler Arm Assy

Reproduction idler arm designed for the applications listed below. Includes idler arm and hardware. Pre-packaged in OER® box.

Pontiac
1969 Firebird
1972 Phoenix w/350
1972 Ventura w/350
1973-74 Phoenix
1973-74 Ventura



7806613 69 GM

7806613 72-74 GM

1970-81 GM Idler Arm Assy

Reproduction idler arm designed for the applications listed below. Includes idler arm. Pre-packaged in OER® box.

Chevrolet
1970-81 Camaro
1975-79 Nova, w/PS exc. Rally Susp.
Buick
1975 Apollo, w/PS exc. Rally Susp.
1975-79 Skyhawk, w/PS exc. Rally Susp.
Cadillac
1976-79 Seville
Oldsmobile
1975-76 Omega
1977 Omega, exc. variable ratio PS
1975-79 Omega, w/PS
Pontiac
1972-81 Firebird
1975-77 Ventura, exc. Rally Susp.
1977-79 Phoenix, w/PS exc. Rally Susp.



18753 70-81 GM

GM Steering & Suspension Components



1970-81 GM Center Drag Link

Reproduction drag link for 1970-81 vehicles. See the listing below for correct applications. Includes hardware. Ready to install!

Chevrolet

1970-71 Camaro w/Sp. Hi Perf.
1970-73 Camaro w/PS
1974-79 Camaro
1980-81 Camaro V8
1975-79 Nova

Buick

1975 Apollo
1975-77 Skylark
1978-79 Skylark w/manual steering
1978-79 Skylark PS w/Rally Sup.

Oldsmobile

1975-77 Omega
1978-79 Omega w/manual steering

Pontiac

1977 Phoenix PS w/Rally Sup.
1978-79 Phoenix w/manual steering
1975 Ventura
1976-77 Ventura w/PS

D5829 70-81 GM



1958-62 GM Manual Center Drag Link

Reproduction manual center drag link for 1958-62 full size Chevrolet models. Also for use when switching from "ram" style power steering to a "605" style power steering gear box. Ready to install!

3750827 58-62



1965-66 Chevrolet Center Drag Link

Reproduction drag link for 1965-66 Chevrolet Impala and full size models. Includes hardware. Ready to install!

3893383 65-66 GM



1962-67 Nova Upper Control Arm Bushings

Reproduction upper control arm bushing for applications listed below. Individually pre-packaged in OER® polytube.

Chevrolet

1962-67 Chevy II/Novo

12207 62-67 Nova



1970-02 GM Lower Control Arm Bushings

Reproduction lower control arm bushing for applications listed below. Individually pre-packaged in OER® polytube.

Chevrolet

1971-75 Bel Air
1971-72 Biscayne
1971-72 Brookwood
1971-86 Caprice
1971-85 Impala
1994-96 Impala SS
1971-72 Kingswood
1971-72 Townsman
1973-81 Camaro
1975-79 Nova
1975-76 Laguna
1975-77 Malibu
1975-77 Monte Carlo

Buick

1975 Apollo
1971-73 Century
1973-77 Century
1981 Century
1971-89 Electra
1971-79 Estate Wagon
1971-80 LeSabre
1973-77 Regal
1971-78 Riviera
1991-96 Roadmaster
1975-79 Skylark

Cadillac

1977-84 Comm'l Chassis
1977-84 Deville
1977-96 Fleetwood
1976-79 Seville
1983-02 S10 Pickup
1983-94 S10 Blazer
1995-01 Blazer
1985-02 Astro

GMC Truck

1983-90 S15 Pickup
1991-02 Sonoma
1983-94 S15 Jimmy
1995-01 Jimmy
1991 Syclone
1982-93 Typhoon
1985-02 Safari
1975-77 Sprint

Oldsmobile

1977-84 98
1991-94 Bravada
1996-01 Bravada
1977-92 Custom Cruiser
1973-77 Cutlass
1983 Cutlass Cruiser
1973-77 Cutlass Supreme
1977-85 Delta 88
1975-79 Omega
1973-77 Vista Cruiser

Pontiac

1970-81 Firebird
1971-81 Bonneville
1971-81 Catalina
1973-75 Grand Am
1975-77 Grand LeMans
1971-78 Grand Safari
1971-75 Grandville
1973-77 LeMans
1983-86 Parisienne
1977-79 Phoenix
1987-89 Safari
1975-77 Ventura

1955-82 GM Upper Control Arm Bushings

Reproduction upper control arm bushing for applications listed below. Individually pre-packaged in OER® polytube.

Chevrolet

1955-57 150 Series
1955-57 210 Series
1955-70 Bel Air
1958-70 Biscayne
1969-70 Brookwood
1966-70 Caprice
1958 Del Ray
1959-70 Impala
1969-70 Kingswood
1969-70 Townsman
1967-69 Camaro
1968-74 Nova
1963-82 Corvette
1964-72 Chevelle
1964-72 El Camino
1970-72 Monte Carlo

Oldsmobile

1967-72 Skylark
1967-69 Special
1968-72 Sportwagon
1971-72 Sprint
1965-71 442
1973 Custom Cruiser
1964-72 Cutlass
1967-72 Cutlass Supreme
1964-72 F85
1973-74 Omega
1967-72 Vista Cruiser

Pontiac

1967-69 Firebird
1969-72 Grand Prix
1970-72 GTO
1964-72 LeMans
1970 Safari
1964-70 Tempest
1968-69 GS 350
1968-69 GS 400
1970-72 GS 455

12162 55-82 GM

1967-79 GM Upper Control Arm Bushings

Reproduction upper control arm bushing for applications listed below. Individually pre-packaged in OER® polytube.

Chevrolet

1971-75 Bel Air
1971-72 Biscayne
1971-72 Brookwood
1971-79 Caprice
1971-79 Impala
1971-72 Kingswood
1971-72 Townsman
1971-79 Camaro (rear)
1975-79 Nova
1973 Chevelle
1973-77 El Camino
1973-76 Laguna
1973-77 Malibu
1973-77 Monte Carlo

Buick

1975 Apollo
1971-73 Century
1973-77 Century
1971-79 Electra
1971-79 Estate Wagon
1971-79 LeSabre
1973-77 Regal
1971-78 Riviera
1975-79 Skylark

Cadillac

1976 Calais
1976-79 Comm'l Chassis
1976-79 Deville
1976-79 Fleetwood
1976-79 Seville

GMC

1973-77 Sprint
1967-79 98
1971-79 Custom Cruiser
1967 Cutlass
1973-77 Cutlass
1973-77 Cutlass Supreme
1967-68 Delmont 88
1967-79 Delta 88
1967-79 Omega
1973-77 Vista Cruiser

Pontiac

1970-79 Firebird
1971-79 Bonneville
1971-79 Catalina
1973-75 Grand Am
1975-77 Grand LeMans
1973-77 Grand Prix
1971-78 Grand Safari
1971-75 Grandville
1973 GTO
1973-77 LeMans
1975-79 Phoenix
1975-77 Ventura

12235 67-79 GM

12297 70-02 GM

GM Suspension Components



1964-74 GM

Lower Control Arm Bushing

Reproduction forward lower control arm bushing for applications listed below. Individually pre-packaged in OER® polystyrene.

Toward Front Of Vehicle

Buick
1973-74 Apollo
1966-72 Skylark
Chevrolet
1969 Camaro
1969-74 Nova
Pontiac
1974 GTO
1971-74 Ventura

Toward Rear Of Vehicle

Chevrolet
1967-68 Camaro
1970 Camaro
1966-69 Chevelle
(2nd design)
1968 Nova
Oldsmobile
1966-68 F85
1973-74 Omega
Pontiac
1967-73 Firebird

12237 64-74 GM



1968-74 GM

Lower Control Arm Bushing

Reproduction rearward lower control arm bushing for applications listed below. Individually pre-packaged in OER® polystyrene.

Toward Front Of Vehicle

Chevrolet
1967-68 Camaro
1970-74 Camaro
1966-67 Chevelle
1971-74 Chevelle
1973-74 Impala/Caprice
1968 Nova
Oldsmobile
1966-72 F85
1973-74 Omega
Pontiac
1967-73 Firebird

Toward Rear Of Vehicle

Buick
1973-74 Apollo
1966-73 Skylark
Chevrolet
1969 Camaro
1969-74 Nova
Pontiac
1971-74 Ventura

12258 66-74 GM

1970-02 GM

Lower Control Arm Bushings

Chevrolet

1971-75 Bel Air
1971-72 Biscayne
1971-72 Brookwood
1971-96 Caprice
1971-85 Impala
1994-96 Impala SS
1971-72 Kingswood
1971-72 Townsman
1973-81 Camaro
1975-79 Nova
1973 Chevelle
1973-77 El Camino
1973-76 Laguna
1973-77 Malibu
1973-77 Monte Carlo

Buick

1975 Apollo
1971-73 Centurion
1975-77 Century
1981 Century
1971-89 Electra
1971-79 Estate Wagon
1971-90 LeSabre
1975-77 Regal
1971-85 Riviera
1991-96 Roadmaster
1975-79 Skylark
Cadillac
1977-84 Comm'l Chassis
1977-84 Deville
1979-85 Eldorado
1977-96 Fleetwood
1976-85 Seville
Chevrolet Truck
1983-02 S10 Pickup
1983-94 S10 Blazer
1995-01 Blazer
1985-02 Astro

GM Truck

1983-90 S15 Pickup
1991-02 Sonoma
1983-94 S15 Jimmy
1995-01 Jimmy
1991 Sycamore
1992-93 Typhoon
1985-02 Safari
1973-77 Sprint

Oldsmobile

1977-84 98
1991-94 Bravada
1996-01 Bravada
1977-82 Custom Cruiser
1973-77 Cutlass
1983 Cutlass Cruiser
1973-77 Cutlass Supreme
1977-85 Delta 88
1975-79 Omega
1979-85 Toronado
1973-77 Vista Cruiser
Pontiac
1971-81 Bonneville
1971-81 Catalina
1970-81 Firebird
1973-75 Grand Am
1975-77 Grand Lemans
1973-77 Grand Prix
1971-78 Grand Safari
1971-75 Grandville
1973 GTO
1973-77 LeMans
1983-86 Parisienne
1977-79 Phoenix
1987-89 Safari
1975-77 Ventura

12298 70-02



1955-82 GM Upper Ball Joints

Chevrolet

1955-57 150 Series
1955-57 210 Series
1955-70 Bel Air
1958-70 Biscayne
1969-70 Brookwood

1966-70 Caprice
1958 Old Rally
1959-70 Impala
1969-70 Kingswood
1969-70 Townsman
1967-82 Corvette

10203 55-82 GM



1964-74 GM Upper Ball Joints

Chevrolet

1967-69 Camaro
1968-69 Chevy II
1970-74 Nova
1965-72 Chevelle
1966-72 El Camino
1964 Malibu
1967 Malibu
1970-72 Monte Carlo
1970-72 Apollo
1970-72 GS
1968-69 GS 350
1968-69 GS 400
1970-72 GS 455
1967-72 Skylark
1967-69 Sport
1968-72 Specialtaugon

Buick

1973-74 Apollo
1970-72 GS
1968-69 GS 350
1968-69 GS 400
1970-72 GS 455
1967-72 Skylark
1967-69 Sport
1968-72 Specialtaugon

GM Truck

1971-72 Sprint
Oldsmobile
1967-71 442
1973 Custom Cruiser
1967-72 Cutlass
1971-72 Cutlass Supreme
1967-72 F85
1973-74 Omega
1967-72 Vista Cruiser
Pontiac
1967-69 Firebird
1966-72 Grand Prix
1967-72 GTO
1967-72 LeMans
1970 Safari
1967-70 Tempest
1971-74 Ventura

10195 64-74 GM



1970-02 GM Upper Ball Joints

Chevrolet

1971-75 Bel Air
1971-72 Biscayne
1971-72 Brookwood
1971-96 Caprice
1971-85 Impala
1994-96 Impala SS
1971-72 Kingswood
1971-72 Townsman
1970-81 Camaro
1975-79 Nova
1973 Chevelle
1973-87 El Camino
1973-76 Laguna
1973-81 Malibu
1973-88 Monte Carlo

Buick

1975 Apollo
1971-73 Centurion
1973-81 Century
1971-89 Electra
1971-79 Estate Wagon
1971-90 LeSabre
1975-87 Regal
1971-85 Riviera
1991-96 Roadmaster
1975-79 Skylark

Cadillac

1977-84 Comm'l Chassis
1977-84 Deville
1979-85 Eldorado
1977-96 Fleetwood
1976-85 Seville
Chevrolet Truck
1982-02 S10 Pickup
1983-94 S10 Blazer
1995-02 Blazer
1985-02 Astro

GM Truck

1983-90 S15 Pickup
1991-02 Sonoma
1983-94 S15 Jimmy
1995-01 Jimmy
1985-02 Safari
1978-87 Ghaltero
1973-77 Sprint

Isuzu

1996-00 Hombre

Oldsmobile

1971-84 98
1971-82 Custom Cruiser
1973-81 Cutlass
1985-87 Cutlass
1978-84 Cutlass Calais
1978-83 Cutlass Cruiser
1973-88 Cutlass Supreme
1971-85 Delta 88
1975-79 Omega
1973-77 Vista Cruiser

Pontiac

1970-81 Firebird
1971-86 Bonneville
1971-81 Catalina
1973-75 Grand Am
1978-80 Grand Am
1975-81 Grand Lemans
1973-87 Grand Prix
1971-78 Grand Safari
1971-75 Grandville
1973 GTO
1973-81 LeMans
1983-86 Parisienne
1977-79 Phoenix
1987-89 Safari
1975-77 Ventura

10268 70-02 GM

GM Suspension Components



1962-67 Chevrolet Upper Ball Joints

Chevrolet
1962-67 Chevy II/Novra

10172 62-67 Chevrolet



1958-82 GM Lower Ball Joints

Chevrolet
1958-70 Bel Air
1958-70 Biscayne
1969-70 Brookwood
1966-70 Caprice
1958 Del Ray
1959-70 Impala
1969-70 Kingwood
1969-70 Townsman
1967-82 Corvette
1961-64 Corvair

10231 58-82 GM



1962-67 GM Lower Ball Joints

Chevrolet
1962-67 Chevy II/Novra

10173 62-67 GM



1963-72 GM Lower Ball Joints

Chevrolet Truck
1966-70 C10 Pickup
1967 Suburban
1968-70 C10
Suburban
1963-67 P10 Series
1968-70 P10 Van
1971-72 G10 Van
1971 G20 Van
GMC Truck
1967-70 C1500 Pickup
1970 Jimmy
1967 Suburban
1968-70 C1500
Suburban
1967-70 P15/P1500 Van
1971-72 G15/G1500 Van
1971 G25/G2500 Van

10186 63-72 GM



1964-74 GM Lower Ball Joints

Chevrolet
1967-69 Camaro
1968-69 Chevy II
1970-74 Nova
1965-72 Chevelle
1966-72 El Camino
1964 Malibu
1967 Malibu
1970-72 Monte Carlo
Buick
1973-74 Apollo
1970-72 GS
1968-69 GS 350
1968-69 GS 400
1970-72 GS 455
1967-72 Skylark
1967-69 Special
1968-72 Sportwagon
GMC Truck
1967-72 Sprint
1973 Custom
Oldsmobile
1973 Custom
Cruiser
1967-72 Cutlass
1971-72 Cutlass
Supreme
1967-72 F85
1973-74 Omega
1967-72 Vista Cruiser
Pontiac
1967-69 Firebird
1969-72 Grand Prix
1967-72 GTO
1967-72 Lemans
1970 Safari
1967-70 Tempest
1971-74 Ventura

10197 64-74 GM



1967-71 GM Lower Ball Joints

Chevrolet Truck
1967-70 C20 Pickup
1967-70 C30 Pickup
1967 Suburban
1968-70 C20
Suburban
1968-70 P20 Van
1968-70 P30 Van
1971 G30 Van
GMC Truck
1967-70 C2500 Pickup
1967-70 C3500 Pickup
1967 Suburban
1968-70 C2500
Suburban
1968-70 P25/P2500 Van
1968-70 P35/P3500 Van
1971 G35/G3500 Van

10187 67-71 GM



1970-02 GM Lower Ball Joints

Chevrolet
1977-96 Caprice, exc.
1983-94 S10 Blazer
1977-85 Impala
1994-96 Impala SS
1970-02 Camaro
1975-79 Nova
1973 Chevelle
1973-87 El Camino
1973-76 Laguna
1973-83 Malibu
1973-88 Monte Carlo
Pontiac
1970-00 Firebird
1977-86 Bonneville
1977-81 Catalina
1973-75 Grand Prix
1973-77 Sprint
Buick
1973-81 Century
1977-89 Electra
1977-79 Estate Wagon
1977-90 Lesabre
1973-87 Regal
1977-78 Riviera
1991-96 Roadmaster
1975-79 Skylark
Cadillac
1977-84 Deville
1977-79 Fleetwood
1976-79 Seville
Chevrolet Truck
1982-02 S10 Pickup
1983-94 S10 Blazer
1995-02 Blazer
GMC Truck
1982-90 S15 Pickup
1991-02 Sonoma
1983-94 S15 Jimmy
1995-01 Jimmy
1978-87 Caballero
1973-77 Sprint

10277 70-02 GM

GM Wheel Accessories

1967-70 GM Bumper Jack

GM Restoration Parts

Reproduction bumper jack assembly for various applications. This reproduction is specifically designed for the restoration industry and features the highest quality materials for an original appearance. Be sure to use safety precautions such as jack stands and wheel chocks when using this or any jack.

Note: Due to the inherent dangers of this type of jacking device, it is recommended for store car display use only. Bumper cradle not included.

1967-70 Camaro
1967-70 Chevy II/Nova
1967 Chevelle



3909108 67-70 GM



GM Restoration Parts

1967-74 GM F-Body Spare Tire Anchor Plate

Keeps spare tire from unnecessary movement by checking the anchor plate. Acts as a clamp by holding the spare tire hold down rod in place after the nut is tightened. For use on all 1967-74 Camaro/Firebird models.

20066400 67-74 F-Body



364993

9785616

1966-81 Camaro Spare Tire Hold Down Rod

Original hold down bar used with various 1966-81 GM models. Depending on the application, you may need to trim the hold down rod to the desired size. Includes extra threading for this purpose.

1967-81 Camaro/Firebird 1967-81 Impala 1966-79 Nova

364993 66-81 Camaro hold down rod (9-1/2")

9785616 66-81 Camaro hold down nut



GM Step Lip Trim Ring Sets

Quality step lip trim rings will fit aftermarket 14" x 7" or 15 x 7" Rally wheels for a custom look. These deep trim rings give the wheel a wider look with the ring filling more area near the wheel center section. Available individually or 4 piece sets.

Note: For use on aftermarket rally wheels only. Not for use on original GM Rally Wheels.

Stainless Steel

14" x 7"

545910 2-7/8" deep set of 4

5459101 2-7/8" deep individual

15" x 7"

3901708 2-3/8" deep set of 4

39017081 2-3/8" deep individual

Chrome

14" x 7"

A9591010 2-1/4" deep set of 4



Stainless Steel GM 15" x 7" Round Lip Trim Ring Set

OER® Authorized trim rings for 15" x 7" Rally wheels. Each trim ring is produced in stainless steel. Due to changes in state or federal regulations, attachment clips may vary in location from original stock trim rings but does not effect appearance once installed. 4 piece kit.

1967 full size Chevy wagon w/db

1967 full size wagon w/db

1967 Corvette w/15" x 6" JK wheel

1968 Camaro w/15" wheel

1969 Camaro w/disc brakes

1968-70 full size Chevrolet

1969-72 full size Pontiac

1970-73 Firebird

1970-74 Monte Carlo

1972 LeMans, Tempest, GTO

1972 Grand Prix

1975-77 Chevelle

OER AUTHORIZED

K9796696R 67-77 15" x 7" w/ JK wheel

GM Wheel Accessories



1970-81 Camaro/Chevelle 5 Spoke Stainless Steel Trim Rings

This special trim ring was originally designed for the optional 5-spoke mag style steel wheel. Manufactured to exact specifications and fits the OER® 5 spoke wheel perfectly. Available individually or in sets of four trim rings.

1970-81 Camaro w/5 spoke wheel (Z-28)
1971-74 Chevelle w/5 spoke wheel

3984524	15" x 7"	Camaro/Chevelle	individually
R1235	15" x 7"	Camaro/Chevelle	4 piece set



OER AUTHORIZED

Stainless Steel GM Round Lip Trim Ring Sets

Excellent quality reproduction wheel trim rings manufactured in stainless steel. Each set includes 4 stainless steel trim rings in your choice of depths. Each set is shipped together in a protective box keeping each trim ring individually wrapped and safe from damage. 4 piece set.

Reproduction Wheel Trim Ring Sets			
14" x 6", 14" x 7" Wheels			
TK3000	1-1/2" deep		
16" x 7", 16" x 8" Wheels			
TK3016	1-1/2" deep		
15" x 7" Wheels			
TK3125	2-1/4" deep		
15" x 8", 15" x 10" Wheels			
9796696	3" deep		
OE Wheel Trim Ring Sets			
15" x 5", 15" x 6", 15" x 7" Wheels			
TK3015	1-1/2" deep		
15" x 8", 15" x 10" Wheels			
9796696	3" deep		



OER AUTHORIZED

Stainless Steel GM Round Lip Trim Rings

Excellent quality reproduction wheel trim rings. Classic Industries® offers Rally wheel trim rings at a greatly reduced price. Get a stylish look with these reproduction trim rings. Sold individually.

Reproduction Wheel Trim Rings	
16" x 7", 16" x 8" Wheel	
TK3016	1-1/2" deep
15" x 7" Wheel	
TK3125	2-1/4" deep
15" x 8", 15" x 10" Wheel	
97966961	3" deep
OE Wheel Trim Rings	
14" x 6", 14" x 7" Wheel	
TK3000	1-1/2" deep
15" x 5", 15" x 6", 15" x 7" Wheel	
TK3015	1-1/2" deep
15" x 8", 15" x 10" Wheel	
97966961	3" deep

1978-81 Chevrolet Rally Wheel Bezels

These bezels are inserted into the slots on 1978-81 Camaro, 1978-81 Chevelle and 1979 Nova models with Z/7 6-slot rally wheels. Manufactured from new tooling. Sold individually or in 24 piece sets. 6 required per wheel.



474361	78-81	Chevrolet	individual
85125	78-81	Chevrolet	24 piece set

Authentic Reproduction GM Wheels



14022116



1982-87 Z28 N90 15" x 7" Wheel

Reproduction of the 15" x 7" aluminum (N90) wheel for 1982-87 Camaro Z28 models. These cast aluminum wheels feature the standard GM 5 on 4-3/4" bolt pattern and have a 4-1/4" backspace.

12322686 82-87 Camaro

1980-87 Camaro Z28 N90 Wheels

Reproduction of the aluminum N90 wheels for 1981-87 Camaro models. These cast aluminum wheels feature the standard GM 5 on 4-3/4" bolt pattern and have a 4-1/4" backspace.

Except Z28 Models

14022116 80 14" x 7"

Z28 Models

14039021 81 15" x 7"

New!



14012631

14012634



14023358



14012632



14066944

New!



10154284



10154284C



14055959



14035332



10087755



10087758



10087764

1982-86 N90 15" Wheel

Hub Cap and Inserts

Reproduction hub cap for 1982-86 Camaro models with N90 Z28 wheels. Inserts are manufactured from domed mylar with a clear polyester coating and a 3M adhesive backing. Measures 2-1/8" diameter.

Wheel Hub Caps

10154284 82,92 black

10154284C 82,92 chrome

Wheel Hub Cap Inserts

14055959 82 Z28, red

14035332 82-86 Z28, silver

10087755 88 IROC-Z, gold

10087758 88 IROC-Z, silver

10087764 90 Camaro



3989479



469688



14009872

1970-81 Z28/Chevelle

GM Restoration Parts

5-Spoke Steel Wheel 15" x 7"

Reproduction 15" x 7" original style 5-spoke steel wheel found on 1970-81 GM performance models including 1970-81 Z-28 models and 1971-74 Chevelle models or can be added to a vehicle that wasn't originally equipped with 5-spokes. 5 on 4-3/4" bolt circle. Reproduction polished stainless steel hub cap with insert for 1970-81 Camaro models & 1971-72 Chevelle SS models equipped with the 5-spoke sport wheels.

Wheels

3983045 70-81 individual wheel

R3045 70-81 set of 4

Wheel Hub Caps

3989479 70-75 Camaro

3989479 71-72 Chevelle

469688 77-78 Z28

14009872 79-81 Z28

Wheel Hub Cap Inserts - 2-1/16" Dia.

474316 77-78 Z28



14080273



14066938

1980-81 Camaro N90 Wheel

Hub Cap and Inserts

GM Restoration Parts

OER® reproduction hub caps for 1980-81 Camaro models with RPO N90 aluminum wheels. Individually pre-packaged in OER® box. Inserts attach with 3M adhesive backing.

Wheel Hub Cap

14012631 80-81

Wheel Hub Cap Inserts - 2-1/4" Dia.

14012634 80-81 "Z28", silver

14023358 80 "Camaro", black

14012632 80 "Camaro", red

14066944 80-81 Chevrolet

1985-87 Camaro IROC-Z

GM Restoration Parts

16" x 8" Wheels and Center Caps

Reproduction of the 16" x 8" cast aluminum wheel for 1985-87 Camaro IROC-Z models. Wheels feature the standard 5 on 4-3/4" bolt pattern. Available in a 4-1/4" backspace for the front or a 5-1/8" backspace the rear. Reproduction center cap emblems that snaps into place in the center of the wheels are manufactured using injection molded plastic with a Mylar domed center and a clear polyester coating.

14089081 85-87 front

14089082 85-87 rear

IROC-Z Wheel Center Caps

14080273 85-87 IROC-Z, gold

14066938 85-87 IROC-Z, silver

Authentic Reproduction R15 Wheels



OER® R15 Style 5-Spoke Aluminum Wheels

Reproduction five spoke aluminum R15-style wheel originally installed on 1991-92 Pontiac Firehawk models. A very rare and highly sought after wheel that is also a popular aftermarket wheel choice for third and fourth generation GM F-body vehicles. Cast aluminum wheel comes with center cap and center cap attachment bolt. Center cap key sold separately. Comes without a center cap emblem. Most 2-15/16" adhesive center cap emblems will work or you may choose from our selection of specially designed center cap emblems sold separately.

Important: Due to brake caliper clearance, special lug nuts and spacers may be required for installation on the front of certain 1982-02 Camaro or Firebirds and are sold separately. Center cap key sold separately.

R15 Wheels (without emblems)

K151795BK	black	17" x 9.5"	5-3/8" backspace
K151795WH	white	17" x 9.5"	5-3/8" backspace
K151795RD	red	17" x 9.5"	5-3/8" backspace
K151795SV	silver	17" x 9.5"	5-3/8" backspace

Wheel Spacer

K151791	.25" spacer
---------	-------------



OER® R15 Style Aluminum 5-Spoke Wheel Center Caps & Accessories

Reproduction wheel center caps and accessories for the R15-style aluminum 5-spoke wheels installed on 1991-92 Pontiac Firebird Firehawk models. Center caps require the 2-15/16" emblems (sold separately) so you can use the emblem of your choice. A reproduction center cap bolt is also available. This bolt features a special theft deterrent head.

Center Caps (w/o emblems)

K151794BK	91-92	Pontiac Firebird Firehawk	black center cap
K151794SV	91-92	Pontiac Firebird Firehawk	silver center cap
K151794RD	91-92	Pontiac Firebird Firehawk	red center cap
K151794WH	91-92	Pontiac Firebird Firehawk	white center cap

Accessories

K151789	91-92	Pontiac Firebird Firehawk	7/16" - 20 lug nut for R15 wheel
K151790	91-92	Pontiac Firebird Firehawk	12mm - 1.50 lug nut for R15 wheel
K151793	91-92	Pontiac Firebird Firehawk	bolt for R15 center cap
K151792	91-92	Pontiac Firebird Firehawk	key for R15 center cap bolt



OER® R15 Style 2-15/16" Wheel Center Cap Emblems



These domed wheel center cap decals are manufactured with a poured polyurethane coating to provide an upscale 3-dimensional look. Each decal measures 2-15/16" in diameter. Available with a variety of popular GM logos. Sold individually. Officially licensed by General Motors. Will fit many center caps with 2-15/16" emblems. Attaches with 3M adhesive backing.

K151762BK	black	IROC-Z
K151762SV	silver	IROC-Z
K151763BK	black	Z28
K151763SV	silver	Z28
K151796BK	black	Bow Tie
K151796SV	silver	Bow Tie
K151797BK	black	Camaro
K151797SV	silver	Camaro
K151798	black	PMD
K151799	black	Firebird

Authentic Reproduction GM Wheels

1967-92 Firebird Hi-Tech Deep-Dish Turbo 16" x 8" Wheels

OER® reproduction Hi-tech deep-dish turbo aluminum wheels for 1982-92 Pontiac Formula models. On 1988-92 models these are known as the deep-dish or concave wheels, RPO code PEO. They will fit 1967-81 models also. 1967-81 Firebird models use a zero offset on all 4 wheels. 1982-92 models use zero offset in the front and 16mm offset rear wheels. Features rivets around the edge to give the wheel the appearance of a 2 piece wheel like the original. Accepts original style center caps and lug nuts. Caps, emblems and lug nuts are sold separately. Bolt pattern is 5 x 4-3/4".

Important: 1) All 1967-81 models use zero offset wheels on front or rear. 2) 1982-92 models use zero offset wheels on the front and 16 mm offset wheels on the rear.

Important: If installing on earlier models, you must check clearances of brakes, wheel openings and backspacing to ensure proper wheel and tire clearance.

Note: Sets are 4 wheels only. * Includes 2-zero offset wheels and 2-16mm offset wheels.

1967-81 Individual Wheels

10089686	67-81	silver insets, zero offset
12521885	67-81	natural insets, zero offset

1982-92 Individual Wheels

10089686	82-92	silver insets, zero offset (front wheel)
12521885	82-92	natural insets, zero offset (front wheel)
10089687	82-92	silver insets, 16 mm offset (rear wheel)
12521886	82-92	natural insets, 16 mm offset (rear wheel)

1967-92 Set of Four Wheels

R4417	67-81	silver insets, zero offset
R4419	67-81	natural insets, zero offset
R4418	82-92	silver insets
R4420	82-92	natural insets



10089686



10104406



10104410

1967-92 Factory Style Firebird/Trans Am GTA Alloy 16" x 8" Wheels

OER® offers the GTA wheel with a machine finished rim and the original black or gold color spokes. GTA wheels were originally installed on 1987-92 Trans Am GTA models. They will fit 1967-81 models also. 1967-81 Firebird models use a zero offset on all 4 wheels. 1982-92 models use zero offset in the front and 16mm offset rear wheels. Packaged individually in an OER® box with rim face protector ring.

Important: Low profile tires may be required for clearance of brakes, wheel openings and backspacing to ensure proper wheel and tire clearance.

16" x 8" GTA Wheels - Individual

10104410	67-92	black center (zero offset)
10104406	67-92	gold center (zero offset)
10104411	82-92	black center 16mm offset
10104407	82-92	gold center 16mm offset

16" x 8" GTA Wheels - Set of 4

R4410	67-81	black center, (4) (zero offset)
R4406	67-81	gold center, (4) (zero offset)
R4411	82-92	black center, (2) (zero offset) (2) 16mm offset
R4407	82-92	gold center, (2) (zero offset) (2) 16mm offset



10007389



10013036



10012258

1967-81 Firebird Turbine 15" x 8" Wheels

OER® reproduction Turbine aluminum wheels originally installed on 1979-81 Firebird SE, 10th Anniversary, 1980 Indy Pace Car and 1981 NASCAR Pace Car. The 1979 10th anniversary and SE had the natural wheels. The 1980 Indy Pace Car and 1981 NASCAR Pace Car had the white wheels. The gold wheel was a N89 option. These wheels will fit 1967-69 Firebird models. Caps, emblems and lug nuts are sold separately. Wheels are 15" x 8" with a zero offset. Bolt pattern is 5 x 4-3/4".

Important: If installing on earlier models, you must check clearances of brakes, wheel openings and backspacing to ensure proper wheel and tire clearance.

Note: Sets are 4 wheels only.

1967-81 Individual Wheels

10007389	67-81	natural
10013036	67-81	gold
10012258	67-81	white

1967-81 Set of Four Wheels

R4428	67-81	natural
R4429	67-81	gold
R4430	67-81	white



251581



251582

1967-81 Pontiac Snowflake 15" x 8" Wheels

OER® offers reproduction cast aluminum "Snowflake" wheels with gold or silver inserts in 15" x 8" with 4-1/4" backspacing. This wheel was part of the WS6 option package on 1978-81 Trans Am models. Each has its inserts painted gold or silver and clear coated as original. Accepts original style center caps and lug nuts. Caps, emblems and lug nuts are sold separately.

Important: If installing on 1967-69 Firebirds, you must check clearances of brakes, wheel openings and backspacing to ensure proper wheel and tire clearance.

Gold Wheels

251581	67-81	individual wheel
R4412	67-81	set of 4

Silver Wheels

251582	67-81	individual wheel
R4413	67-81	set of 4

GM Wheel Accessories

OER® Secret Formula Wheel Wax **New!**

OER® Wheel Wax is formulated to safely and effortlessly clean, shine, protect and prolong all types of wheels and wheel finishes. Wheel Guard delivers a high gloss durable wet shine finish on all chrome, aluminum, stainless, powder coated and even painted wheels. Clean, polish, shine, protect and prolong in one easy step. Extremely easy to use and apply, utilizing accurate micro-synthetic beads that gently and effortlessly lift and polish away oxidation and road film from wheels to guarantee a scratch free perfect surface. It not only enhances shine, it protects your investment. Harmful degreasers and acids can damage wheels reducing shine and causing premature oxidation and deterioration of wheel. OER Secret Formula Wheel Wax is an acrylic sealant that bonds instantly to protect against brake dust, heat, acid rain, water spots, airborne fallout and road contaminants.



Pontiac Wheel Center Cap - 16mm Offset

Correct replacement wheel cap for 1986-92 Firebird models with PW7 wheels. These caps will also fit on GTA style wheels used on 1982-92 rear wheels with 16mm offset. Sold individually. These caps accept a 2-1/8" emblem insert.

- Applications:**
- Hi-Tech Deep Dish Wheels
 - GTA Wheels



K151766BK

K151766GD

K151766SV



K151767BK

K151767GD

K151767SV



K151768BK

K151768GD

K151768SV

12514403 82-92 16mm offset



527087

10003606



K151769BK

K151769GD

K151769SV



K151770

K151771

K151772

Pontiac Snowflake Wheel Center Cap **New!**

OER® reproduction of the stainless steel center cap for Pontiac Snowflake wheels which were used on 1977-79 Firebird and Trans Am models. These will also fit Snowflake wheels when used on 1967-81 models. This cap accepts a 2-1/8" emblem insert. Pre-packaged in OER® chipboard box.



527077 67-81 4 required

Restoration Parts

Wheel Center Cap Insert - 2-1/8" Dia.

Stamped aluminum wheel inserts for 1977-84 Firebird models. The red/black inserts was originally installed on 1977-84 Firebird models with YJ8, N89 or N99 aluminum wheels. The gold/black inserts were originally installed on 1978-81 Firebird models with Y84, Y88 or N90 aluminum wheels. 2-1/8" diameter. Sold individually. Requires glue or self-adhesive tape for installation (not included).

527087 2-1/8" red/black
10003606 2-1/8" gold/black



K151773

K151774

New!

Restoration Parts

2-1/8" Wheel Center Cap Inserts

These domed wheel center cap inserts for various wheels are manufactured with a poured polyurethane coating to provide a 3-dimensional look. Each insert measures 2-1/8" in diameter. Available with a variety of popular Chevrolet and Buick logos. Attaches with 3M adhesive backing. Sold individually. Officially licensed by GM

K151766BK	black	Camaro
K151766GD	gold	Camaro
K151766SV	silver	Camaro
K151767BK	black	Bow Tie
K151767GD	gold	Bow Tie
K151767SV	silver	Bow Tie
K151768BK	black	Z28
K151768GD	gold	Z28
K151768SV	silver	Z28
K151769BK	black	IROC-Z
K151769GD	gold	IROC-Z
K151769SV	silver	IROC-Z
K151770	Buick	Turbo 6
K151771	Buick	Turbo T
K151772	Buick	Type T
K151773	Buick	GNX
K151774	Buick	Tri Shield



10097582

10097583

Pontiac Wheel Center Cap - Zero Offset

Correct replacement wheel cap for 1982-84 Firebird models, 1982-86 full size Pontiac models, 1982-86 Bonneville and 1982-87 Grand Prix models. These caps will also fit on GTA Snowflake, Turbine, and Hi-Tech style wheels used on 1967-92 models with zero offset wheels. These caps accept a 2-1/8" insert.

- Applications:**
- Snowflake Wheels
 - Turbine Wheels
 - Hi-Tech Deep Dish Wheels
 - GTA Wheels

10097582 67-92 chrome
10097583 67-92 black



10030413

10036135

Restoration Parts

Wheel Center Cap Insert - 2-1/8" Dia.

Stamped aluminum wheel cap center inserts for 1977-84 Firebird models. This gold/black insert was originally installed on 1984-85 Firebird models with N24, N78, N90 or PE1 aluminum wheels. The silver/black insert was originally installed on 1985-92 Firebird models with N24 or PW7 aluminum wheels. 2-1/8" diameter. Sold individually. Requires glue or self-adhesive tape for installation (not included).

10030413 2-1/8" gold/black
10036135 2-1/8" silver/black

GM Wheel Accessories

1965-67 Rally Wheel Hub Cap

OER AUTHORIZED

For use with all Rally wheels for 1965-67 Chevrolet models.

This is the center dish only. Center ornament available separately.



WC3	65-67	individual
WCS	65-67	4 piece set



3908762



3901715

1965-67 Disc Brake Hub Cap Ornament

Die cast Reproduction rally wheel hub cap ornament for 1965-67 cars with front disc brakes. Features correct Chevrolet Motor Division Disc Brakes wording & Bow Tie.

Hub Cap Ornaments - Standard

3908762	65-67	individual
PR126	65-67	set of 4

Hub Cap Ornaments - Disc Brakes

3901715	65-67	individual
PR125	65-67	set of 4

Hub Cap Ornament Screws

3824195	65-78	individual
R306	65-78	16 piece set

1965-67 Disc Brake Style Center Caps

OER AUTHORIZED

For the 1965-67 models these Rally wheel center caps are a wonderful addition for your vehicle. The center cap features the words "Chevrolet Motor Division Disc Brakes" and a Bow Tie in the center. Available in chrome or stainless steel. Sold individually or in a set of 4.



WK1014C	65-67	chrome
WR1014C	65-67	chrome
WK1014S	65-67	stainless
WR1014S	65-67	stainless

Rally Wheel Center "Derby" Cap - Plastic **New!**

Reproduction of the tall Rally wheel "derby" center hub cap. This replacement plastic cap is manufactured with a chrome finish with black accents. Does not have the words "Chevrolet Motor Division" or a center Bow Tie.



WK1013	Derby cap
--------	-----------

Bow Tie Rally Wheel Tall Center Caps

OER AUTHORIZED

OER Restoration Parts

Reproduction for various center caps for tall Chevrolet models with Rally wheels. Caps have a chrome finish and feature the "Chevrolet Motor Division" wording and a Bow Tie in the center.



WK1012	tall cap w/Bow Tie
WR1012	tall cap w/Bow Tie

1982-02 GTA Wheel Lug Nut

Each nut has a 12mm-1.5 metric thread. If installing wheels on a 1967-81 model, wheels studs need to be changed to metric studs. Nuts are also used on 1993-02 Camaro QB3 wheel, 1997-02 Camaro N96 and N98 wheels, 1998-02 Camaro N73 wheels, 2001-02 Camaro PW7 wheel and 2002 Camaro QG4 wheel.



9594683	82-02	each (20 req.)
R5123	82-02	20 piece set

1982-02 GTA Wheel Lug Nut Cap

In addition to 1982-92 GTA wheels, wheel caps can also be installed on 1993-02 Camaro QB3 wheel, 1997-02 Camaro N96 and N98 wheels, 1998-02 Camaro N73 wheels, 2001-02 Camaro PW7 wheel and 2002 Camaro QG4 wheel. Finish the look with black plastic lug nut covers available separately.



10028614	82-02	(20 req.)
R5124	82-02	(20 piece set)



1967-72 Pontiac Rally II Wheel Center Caps **YENKO**

OER® reproduction chrome wheel center cap for Pontiac models equipped with Rally II wheels. Available with red or black "PMD" inserts or Yenko "Y" inserts. Sold individually, 4 required. Individually pre-packaged in OER® box.

With PMD Inserts	
480301	67-72 red
9792996	67-72 black

With Yenko Inserts	
YC105	67-68

1973-76 Pontiac Rally Wheel Center Cap **New!**

Reproduction 1973-76 Pontiac Rally wheel center cap with logo. This die-cast stamped steel reproduction features the correct brushed finish and red Pontiac logo. Installs on all original Pontiac Rally wheels. Includes the steel retaining clip. Pre-packaged in OER® box.



488953	73-76	Pontiac
--------	-------	---------

1973-81 Pontiac Rally II Wheel Center Cap Emblem

OER Restoration Parts

Reproduction wheel cap emblem for 1973-81 Pontiac Firebird models with Rally II wheels. Features the Pontiac Arrowhead design in correct silver and red color. Pre-packaged in OER® Poly Tube.



489146	73-81	Pontiac
--------	-------	---------

1978-85 GM Aluminum Wheel Lug Nut

1978	Camaro w/7/8 wheels
1978	Camaro w/N90 wheels
1978-82	Corvette w/cast aluminum wheel
1977-81	all Pontiac models w/7/8, N89, N90 wheels
1977-81	Cadillac w/7/8 wheels
1979-81	Cadillac w/W30 wheels
1980-81	Regal w/N78 wheels
1981-85	Buick full size w/N90 wheels

K135	76-85	7/16" 20 lug nut
------	-------	------------------

GM Wheel Accessories

Yenko® Wheel Ornament Decal

YENKO

This is a pressure sensitive adhesive insert for Yenko® models with Torque-Thrust wheels. This multi-color insert features the Yenko® bar and shield logo in the center of the insert surrounded by stars. Attaches with 3M adhesive backing. Sold individually, 4 required. 1-3/8" diameter.



Y106 69 1-3/8" diameter

1970-81 Camaro/Novo Rally Wheel Hub Cap & Insert

GM Restoration Parts

Reproduction wheel center cap for 1970-81 Camaro models and 1971-78 Nova models equipped with Rally wheels.

Manufactured from original GM tooling with a bright chrome finish with silver accents and a Bow Tie in the center. Wheel cap insert features a black field with silver Bow Tie. Sold separately and attaches with 3M adhesive backing.



352933

474364



14094536



10089090



14066944

1982-85 Rally Wheel

Hub Cap & Inserts

GM Restoration Parts

New!

OER® reproduction hub cap & inserts for 1982-85 Camaro models with the Z17 Rally wheels. Rally wheel cap is manufactured from injection molded plastic and accepts a 2-1/4" insert. The Camaro insert is manufactured from injection molded plastic with chrome lettering and requires glue or 2-way tape for installation (not included). The Chevrolet insert is manufactured from domed mylar with a clear polyester coating and a 3M adhesive backing. Prepackaged in OER® Poly Tube.

Hub Cap Only

14094536 82-85

2-1/4" Hub Cap Inserts

10089090 82-85 Camaro

14066944 82-85 Chevrolet



A26098

A26097

3956772

1969-70 SS Chrome Wheel Ornament Components

The Super Sport wheel for 1969-70 included this special ornament with the SS insert installed. The emblem was used on 1969 Camaro models, 1969-71 Nova and Chevelle SS models. Ornament is finished in bright chrome. Retainer sold separately. Insert is also available separately.

A26097 69-70 ornament w/insert

A26098 69-70 ornament retainer

3956772 69 Camaro SS insert

3956772 69-70 Nova SS insert

3956772 69-70 Chevelle SS insert

1967 Camaro 14" Full Wheel Cover

These 1967 Camaro 14" full wheel covers are manufactured from new tooling. Features the Bow Tie logo in the center and original style retainers. These wheel covers will fit factory type 14" steel wheels only. Sold individually, 4 required.

3888699 67 individual

R103 67 kit of 4



1976-82 Aluminum Wheel Hub Cap and Insert

GM Restoration Parts

OER® reproduction hub cap and insert for 1976-79 Camaro models and 1976-82 Corvette models with RPO YJ8 or N90 aluminum wheels. An insert must be applied over the cap to complete the unit. Sold individually, 4 required. RPO YJ8 or N90.



4/4512

474313

w/RPO YJ8 wheels

1978 Camaro

1976-78 Corvette

w/RPO N90 wheels

1979 Camaro

1979-82 Corvette

Wheel Hub Cap

474312 76-82 chrome

Wheel Hub Cap Insert - 2-1/16" dia.

474313 78-79 black w/Bow Tie

New!

OER AUTHORIZED



160016

160017

1971-91 4 x 4 Hub Caps

OER® reproduction of the front and rear chrome plastic center hub caps for 1971-91 Chevrolet and GMC 4-wheel drive trucks with a 6 lug 5-1/2" bolt pattern. The front caps have the open centers for locking/unlocking the hubs and the rear features the 4 x 4 markings as original. Sold individually in a money saving set of 4 (2 front/2 rear).

160016 71-91 front

160017 71-91 rear

160018 71-91 set of 4

1974-84 Chevrolet/GMC Truck Wheel Cover Inserts

GM Restoration Parts

Reproduction wheel cover insert for 1974-84 Chevrolet truck models. Features the correct black and silver color and yellow Bow Tie as original. Prepackaged in OER® Poly Tube. Measures 2-1/2" diameter. Attaches with 3M adhesive backing.

469665 74-84 Chevrolet

469667 74-84 GMC



469665



469667



"Hex Style" Wheel Center Cap **New!**

OER® reproduction of the 2 piece wheel center cap is manufactured using high quality chrome-plated injection molded ABS plastic with a stamped steel insert. Designed as an exact duplicate of the cap that was originally installed on American Racing wheels of the 1960's and 70's including the 200S Daisy wheel, T70, and T70R 5-spoke alloy wheels, but they may fit other aluminum wheels of the era that have a 2-1/2" center bore. Cap will accept a 1-3/4" emblem. Prepackaged in OER® box.

k676 4 req. per vehicle

License Plate Frames

Year/Model & Make/Model Frames



Reproduction dealer license plate frames that show off the vehicle year and model or make and model. Available for most 1960-76 models, with top mounting holes to fit any year. All license plate frames are manufactured in the USA and are produced in die-cast zinc with an elegant, triple chrome plating. Choose from a black, blue or red background with bright white lettering.

Model Codes

01 DART	02 Dodge DeSoto	03 DART Super Bee
04 CORONET	05 Charger	06 SUPER BEE
07 Challenger	08 PLYMOUTH	09 DODGE
10 Mopar	11 VALIANT	12 Barracuda
13 Cuda	14 Plymouth	15 GTX
16 Road Runner	17 Satellite	18 DUSTER
19 FURY	20 SPORT FURY	21 PLYMOUTH
22 HEMI		

Year/Model Frame

Note: Available in a variety of years and models. Specify your choice of color A-Black, B-Blue, C-Red.



How to Order Year/Model Frame:

Please select model by adding two digit model code to the part number followed by two-digit year suffix, and finally the alpha color code A-Black, B-Blue, C-Red

LF12 01 60 A = Dodge Dart, 1960, Black



LF12

Make/Model Frame

Note: Available in a variety of models. Specify your choice of color A-Black, B-Blue, C-Red.



How to Order Make/Model Frames:

Please select model by adding two digit model code to the part number followed by the alpha color code A-Black, B-Blue, C-Red

LF132 01 A = Dodge Dart, Black



LF132

1966-74 License Plate Screw & Nut Set New!

OER AUTHORIZED

Reproduction license plate screw and nut for all 1966-74 models. Use as required, includes two screws and two retaining nuts.

MN2881 66-74



Year/Hemi Frames



Custom license plate frames, featuring bright white lettering on your choice of black, blue, or red background. Manufactured with top mounting holes to fit any model and are triple chrome plated. Made in USA.

Note: Please add two-digit year suffix to the end of part number and an A for black, B for blue or C for red. Example: LF122260A = 1960 HEMI in black.

LF1222 60-76



Hemi/Model Frames



Custom license plate frames, featuring bright white lettering on your choice of black, blue, or red background. Manufactured with top mounting holes to fit any model and are triple chrome plated. Made in USA.

Note: Please add an A for black, B for blue or C for red. Example: LF14201A = HEMI Dodge in black.

Hemi

LF14201	Dart
LF14204	Coronet
LF14205	Charger
LF14206	Super Bee
LF14207	Challenger
LF14212	Barracuda

Hemi

LF14213	Cuda
LF14214	Belvedere
LF14215	GTX
LF14216	Road Runner
LF14217	Satellite



Mopar High Impact Colors

Plum Crazy In-Violet	Go ManGo-Vitamin C	Sub Lime-Lime Light	Top Banana-Lemon Twist	Hemi Orange-Tor-Red	Butterscotch-Bahama Yllw	Citrus-Curious Yllw	Black n Silver-Letting
----------------------	--------------------	---------------------	------------------------	---------------------	--------------------------	---------------------	------------------------

Scat Pack/Rapid Transit Frames



Custom license plate frames, available in a variety of High-Impact colors. Made in USA.

Dodge Scat Pack

LF152091	Plum Crazy Pup
LF152092	Go Mango
LF152093	Sub-Lime
LF152094	Top Banana
LF152095	Hemi Orange
LF152096	Butterscotch
LF152097	Citron Yella
LF152098	Black/Silver

Plymouth Rapid Transit

LF152101	In-Violet
LF152102	Vitamin C
LF152103	Lime Light
LF152104	Lemon Twist
LF152105	Tor-Red
LF152106	Bahama Yllw
LF152107	Curious Yllw
LF152108	Black/Silver

OER® Classic Blend Engine Paint For Mopar

OER® Classic Blend Engine Paint offers maximum coverage and adhesion to air cleaners, engine blocks, heads, intake manifolds, valve covers, water pumps, oil pans, transmission cases and more. This specially formulated engine paint is unaffected by rust, gasoline, oil, grease, salt and extreme humidity and is also resistant to temperatures of up to 400° F. This special paint blend offers excellent hiding ability and delivers spray-gun quality results without the mess or hassle of mixing paint or cleaning equipment. Available by the can or by a case of 6 and save! See chart below for details regarding color and application.

Note: Ships ground only. Not air shipment.



- Correct Original Colors
- Simple-to-Use Spray Can
- Cost Effective/No Waste

- High Hiding Formulation
- Manufactured In The USA!
- Heat Resistant to 400° F

16 oz. aerosol can

K8916	specify color
K89260	gray primer
K89265	clear coat
K89543	factoryblack

Case of Six 16 oz. aerosol cans

K8917	specify color
K89261	gray primer
K89266	clear coat

Dodge/Plymouth Application Chart			16 oz. Can	Case of Six	Color Swatch
Engine	Year	Notes	Color	Item#	Item#
170ci - L6	1960	exc. Valiant	turquoise	K89162	K89172
170ci - L6	1960-69	Valiant	red	K89164	K89174
198ci - L6	1973	all	blue	K89166	K89176
225ci - L6	1960	exc. Valiant	turquoise	K89162	K89172
225ci - L6	1970-74	all	blue	K89166	K89176
273ci - V8	1964-69	all	red	K89164	K89174
318ci - V8	1962-66	all	red	K89164	K89174
318ci - V8	1967-69	except Police	red	K89164	K89174
318ci - V8	1970-74	except Police	blue	K89166	K89176
318ci - V8	1968-70	Police engine	Hemi Orange	K89168	K89178
340ci - V8	1968	all	red	K89164	K89174
340ci - V8	1969	all	turquoise	K89162	K89172
340ci - V8	1970-71	all	Hemi Orange	K89168	K89178
340ci - V8	1972-73	all	blue	K89166	K89176
360ci - V8	1971-74	all	blue	K89166	K89176
361ci - V8	1960	Commando	red	K89164	K89174
361ci - V8	1962-64	all	turquoise	K89162	K89172
383ci - V8	1962-69	all	turquoise	K89162	K89172
383ci - V8	1969-71	HP and Police	Hemi Orange	K89168	K89178
383ci - V8	1970-71	exc. HP, Police	blue	K89166	K89176
400ci - V8	1972-74	all	blue	K89166	K89176
413ci - V8	1962-63	all	orange	K89160	K89170
413ci - V8	1964	race engine	orange	K89160	K89170
413ci - V8	1964	all	turquoise	K89162	K89172
413ci - V8	1965	all	orange	K89160	K89170
426ci - V8	1963	Wedge	orange	K89160	K89170
426ci - V8	1964	Wedge	turquoise	K89162	K89172
426ci - V8	1964	Hemi race eng.	orange	K89160	K89170
426ci - V8	1965-71	Hemi street eng.	Hemi Orange	K89168	K89178
426ci - V8	1966-68	Wedge	turquoise	K89162	K89172
440ci - V8	1966-69	all	turquoise	K89162	K89172
440ci - V8	1969-71	HP and Police	Hemi Orange	K89168	K89178
440ci - V8	1970-74	exc. HP, Police	blue	K89166	K89176

OER® Interior Paint For Mopar

OER's revolutionary formula provides 40% more coverage than standard dyes and lacquers, and actually penetrates and molecularly bonds to the surface to permanently seal in the color. Dries to the touch in 45 seconds, forms a complete bond in just 10 minutes. UV stable and color fast, it will not crack, flake or peel. For use on vinyl, leather, ABS plastic, polycarbonate, polypropylene, polyurethane, acrylic, lexan, fiberglass and recycled plastics. Available in your choice of convenient 12 oz. aerosol cans or for bigger jobs where a spray gun is required, we offer quart cans.



Factory Original Mopar Colors now available!

Note: Shipped within the continental U.S. only. Shipped ground only.

Notes Apply to All OER® Spray Cans

Note: Due to variances in factory vinyl material, paint could have up to a 10% variation color difference from original. **Important:** All paint must be shipped via ground.

12 oz. Aerosol Can

1 Quart Easy-Pour Can

801	318	550	202	520	528	528
black	lt. met. blue	red	pearl white	metallic red	met. maroon	red
430	620	320	630	330	332	432
dk. met. grn	copper	met. navy	gold	dk. met. blue	lt. met. blue	lt. met. grn
200	650	338	434	154	658	540
white	saddle	bright blue	dk. met. grn	charcoal	brwn	burnt orange
664	560	140	666	340	444	OER
brwn	bright orange	gunmetal	amber gold	bright blue	dk. green	

Color Chart for Dodge & Plymouth

Year	Color	Aerosol Cans	Quart Cans
1960-76	Mopar black	PP801	PQ801
1964-67	Mopar light metallic blue	PP318	PQ318
1964-65, 1970	Mopar red	PP550	PQ550
1962-69	Mopar pearl white	PP202	PQ202
1964-68	Mopar metallic red	PP520	PQ520
1965, 1968	Mopar metallic maroon	PP528	PQ528
1966, 1968-69	Mopar red	PP528	PQ528
1966-68	Mopar dark metallic green	PP430	PQ430
1967	Mopar copper	PP620	PQ620
1965-68	Mopar metallic navy	PP320	PQ320
1967-69	Mopar gold	PP630	PQ630
1968-71	Mopar dark metallic blue	PP330	PQ330
1968-72	Mopar light metallic blue	PP332	PQ332
1968-72	Mopar light metallic green	PP432	PQ432
1969	Mopar white	PP200	PQ200
1969	Mopar saddle	PP650	PQ650
1969-70	Mopar bright blue	PP338	PQ338
1969-71	Mopar dark metallic green	PP434	PQ434
1969-72	Mopar charcoal	PP154	PQ154
1970	Mopar brown	PP656	PQ656
1970	Mopar burnt orange	PP540	PQ540
1970-71	Mopar brown	PP664	PQ664
1971	Mopar burnt orange	PP650	PQ650
1971	Mopar gunmetal	PP140	PQ140
1971-72	Mopar ember gold	PP666	PQ666
1971-73	Mopar bright blue	PP340	PQ340
1972-73	Mopar dark green	PP444	PQ444

Mopar Car Covers

OER AUTHORIZED



FREE
With OER car cover, OER offers
with the OER Pro Kit
a \$30.00 value!



WeatherBlocker™ Plus

Diamond Blue™



Diamond Fleece™



Now Available
in Blue, Gray or Tan



Plus soft cotton
lining for protection
against door dings &
scratches.

- ★ **Indoor Use**
- ★ **Single Layer Material**

Designed for use indoors, OER's Diamond Blue[®] is manufactured using an economical single layer non-woven material that provides excellent protection from dust and dirt penetration. Each cover is sewn with double-stitched seams that are strong and durable. Neoprene elastic is sewn into the front and rear hems to help secure the cover in place. Breathable and lightweight, Diamond Blue[®] offers basic water protection and guards against damage from dust, dirt, overspray and more. Non-scratch grommets are installed on each cover to allow the use of a tie-strap or lock.

A-Body

- MT3300A 60-62 Lancer/Valiant
- MT4101A 63-66 Valiant
- MT4104A64-66Barracudafastback
- MT4105A67-69Barracudafastback
- MT3501A67-76exceptBarracuda

B-Body

- MT4106A 62-70 all exc. Charger
- MT4110A 66-67 Charger
- MT4106A 68-70 Charger
- MT4107A 71-72 all 2 door
- MT8506A 71-74 all 4 door
- MT4111A 73-74 all 2 door

E-Body

- MT4112A70-72Barracuda, Cuda
- MT4113A73-74Barracuda, Cuda
- MT4114A70-72Challenger
- MT4115A 73-74 Challenger

- ★ **Indoor/Outdoor Use**
- ★ **Triple Layer Material**

Designed for indoor and occasional outdoor use, OER's Diamond Fleece[®] is manufactured using a durable 3 layer non-woven material that provides excellent protection from dust and dirt penetration. Each cover is sewn with double-stitched seams that are strong and durable. Neoprene elastic is sewn into the front and rear hems to help secure the cover in place. Breathable and lightweight, Diamond Fleece[®] offers water resistance and guards against damage from the sun's UV rays. Non-scratch grommets are installed on each cover to allow the use of a tie-strap or lock.

A-Body

- MT3300B 60-62 Lancer/Valiant
- MT4101B 63-66 Valiant
- MT4104B64-66Barracudafastback
- MT4105B67-69Barracudafastback
- MT3501B67-76exceptBarracuda

B-Body

- MT4106B 62-70 all exc. Charger
- MT4110B 66-67 Charger
- MT4106B 68-70 Charger
- MT4107B 71-72 all 2 door
- MT8506B 71-74 all 4 door
- MT4111B 73-74 all 2 door

E-Body

- MT4112B70-72Barracuda, Cuda
- MT4113B73-74Barracuda, Cuda
- MT4114B70-72Challenger
- MT4115B 73-74 Challenger

- ★ **Outdoor Use**
- ★ **Four Layer Material**

Designed for outdoor use, OER's Weather Blocker Plus[®] cover is manufactured using a durable 4 layer non-woven material that provides a high level of protection against outdoor elements. The fourth layer is a soft cotton backing that further protects against scratches and dings. Each cover is sewn with double-stitched seams that are strong and durable. Neoprene elastic is sewn into the front and rear hems to help secure the cover in place. Breathable and lightweight, Weather Blocker Plus[®] offers increased water resistance and protection from the sun's UV rays. Non-scratch grommets are installed on each cover to allow the use of a tie-strap or lock. Specify blue, gray or tan.

A-Body

- MT3300C 60-62 Lancer/Valiant
- MT4101C 63-66 Valiant
- MT4104C64-66Barracudafastback
- MT4105C67-69Barracudafastback
- MT3501C67-76exceptBarracuda

B-Body

- MT4106C 62-70 all exc. Charger
- MT4110C 66-67 Charger
- MT4106C 68-70 Charger
- MT4107C 71-72 all 2 door
- MT8506C 71-74 all 4 door
- MT4111C 73-74 all 2 door

E-Body

- MT4112C70-72Barracuda, Cuda
- MT4113C73-74Barracuda, Cuda
- MT4114C70-72Challenger
- MT4115C 73-74 Challenger

Mopar Car Covers

OER AUTHORIZED



FREE
Look for your complete bag
with this cover valued
at \$39.00 retail



SoftShield
cotton flannel



Gray

Tan

- ★ Indoor Use
- ★ Cotton Flannel Material



Lightweight
highly reflective
material for
added protection
from harmful
UV rays

- ★ Indoor/Outdoor Use
- ★ Silver Reflective Material
- ★ Single Layer-Extremely Lightweight



Plus soft cotton lining for
protection against door
dents & scratches

- ★ Indoor/Outdoor Use
- ★ Silver Reflective Material
- ★ Double Layer-Soft Cotton Inner Lining

Favored by classic car collectors that garage their cars, OER's woven soft cotton flannel car covers pamper the vehicle's finish with a super-soft underside nap that protects even the most delicate surfaces. Designed for indoor use only, the OER® SoftShield® cover is soft on paint while providing a dust barrier and protection against nicks and dings when the vehicle is being stored. Each cover is sewn with double-stitched seams that are strong and durable. Neoprene elastic is sewn into the front and rear hems to help secure the cover in place. Non-scratch grommets are installed on each cover to allow the use of a tie-strap or lock. OER® SoftShield® Cotton Flannel is available in gray or tan.

A-Body

MT3300F	60-62	Lancer/Valiant
MT4101F	63-66	Valiant
MT4104F64-66	Barracuda/astback	
MT4105F67-69	Barracuda/astback	
MT3501F67-76	exceptBarracuda	

B-Body

MT4106F	62-70	all exc. Charger
MT4110F	66-67	Charger
MT4106F	68-70	Charger
MT4107F	71-72	all 2 door
MT8506F	71-74	all 4 door
MT4111F	73-74	all 2 door

E-Body

MT4112F70-72	Barracuda, Cuda
MT4113F73-74	Barracuda, Cuda
MT4114F70-72	Challenger
MT4115F	73-74 Challenger

This durable lightweight fabric is engineered to provide the best protection from the sun! Designed for indoor or outdoor use, OER's Titanium® material has a reflective water repellent 100% polyester top layer that keeps the interior cool when in sunlight and protects against harmful UV rays. Each cover is sewn with double-stitched seams that are strong and durable. Neoprene elastic is sewn into the front and rear hems to help secure the cover in place. With its silver reflective properties, Titanium® covers offer the ultimate UV protection in a material that is extremely lightweight so it is easy to handle and easy to store. Each cover includes a free storage bag and lock kit. Non-scratch grommets are installed on each cover to allow the use of a tie-strap or lock.

A-Body

MT3300K	60-62	Lancer/Valiant
MT4101K	63-66	Valiant
MT4104K64-66	Barracuda/astback	
MT4105K67-69	Barracuda/astback	
MT3501K67-76	exceptBarracuda	

B-Body

MT4106K	62-70	all exc. Charger
MT4110K	66-67	Charger
MT4106K	68-70	Charger
MT4107K	71-72	all 2 door
MT8506K	71-74	all 4 door
MT4111K	73-74	all 2 door

E-Body

MT4112K70-72	Barracuda, Cuda
MT4113K73-74	Barracuda, Cuda
MT4114K70-72	Challenger
MT4115K	73-74 Challenger

This premium fabric offers double protection! Designed for indoor or outdoor use, Titanium Plus® has a silver highly reflective water repellent 100% polyester top layer that keeps the interior cool when in sunlight and a soft padded cotton inner layer that provides extra protection against nicks and dings during storage in tight quarters. Each cover is sewn with double-stitched seams that are strong and durable. Neoprene elastic is sewn into the front and rear hems to help secure the cover in place. With its silver reflective properties, Titanium Plus® offers the ultimate UV protection. Each cover includes a free storage bag and lock kit. Non-scratch grommets are installed on each cover to allow the use of a tie-strap or lock.

A-Body

MT3300H	60-62	Lancer/Valiant
MT4101H	63-66	Valiant
MT4104H64-66	Barracuda/astback	
MT4105H67-69	Barracuda/astback	
MT3501H67-76	exceptBarracuda	

B-Body

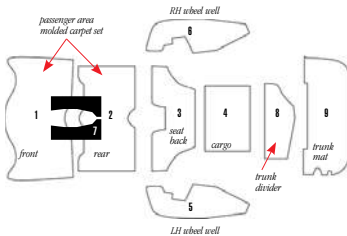
MT4106H	62-70	all exc. Charger
MT4110H	66-67	Charger
MT4106H	68-70	Charger
MT4107H	71-72	all 2 door
MT8506H	71-74	all 4 door
MT4111H	73-74	all 2 door

E-Body

MT4112H70-72	Barracuda, Cuda
MT4113H73-74	Barracuda, Cuda
MT4114H70-72	Challenger
MT4115H	73-74 Challenger

1964-69 Mopar Molded Carpet

1964-66 Barracuda Carpet Diagram



501 black	502 red	504 troy gold	505 aqua	507 dk blue	508 dk green
509 med blue	510 dk brown	511 lt saddle	512 dk saddle	513 maroon	514 moss green
515 teal blue	517 bri blue	519 sandalwood	520 gold	521 brst orange	522 gunmetal gray
			AUTHORIZED		
523 rose beige	530 dark olive	532 dark gold			

1964-69 Barracuda Fastback Loop Carpet



When ordering, please refer to diagram above to determine what is included in each of the sets offered. Select part number of desired set from listings below, then add the color code suffix for your model year barracuda from the color code chart above.

Note: 1967-69 sets do not include the trunk mat.

1964-66 Barracuda

Complete Sets

MAS07 64-66 4-speed, items 1 thru 9

MAS10 64-66 automatic, items 1 thru 9

Passenger Area

MAS08 64-66 4-speed, w/console strips

MAS09 64-66 4-speed, w/o console strips

MAS11 64-66 automatic, w/console strips

MAS12 64-66 automatic, w/o console strips

1967-69 Barracuda Fastback

Complete Sets

MAS13 67-69 4-speed, items 1 thru 6 w/o console strips

MAS16 67-69 automatic, items 1 thru 7

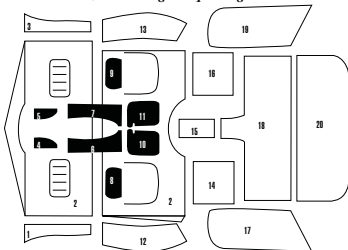
Passenger Area

MAS15 67-69 4-speed

MAS17 67-69 automatic w/console strips

MAS18 67-69 automatic, w/o console strips

1966-67 Charger Carpet Diagram



- | | |
|------------------------|------------------------|
| 01 Door Panel Left | 11 Rear Console Right |
| 02 Floor-Pan (2 pc.) | 12 Quarter Trim Left |
| 03 Door Panel Right | 13 Quarter Trim Right |
| 04 Front Console Left | 14 Rear Seatback Left |
| 05 Front Console Right | 15 Fold Down Armrest |
| 06 Front Console Left | 16 Rear Seatback Right |
| 07 Front Console Right | 17 Wheel Well Left |
| 08 Seatback Left | 18 Cargo Floor |
| 09 Seatback Right | 19 Wheel Well Right |
| 10 Rear Console Left | 20 Trunk Divider Door |

501 black	502 red	505 aqua	507 dk blue
509 med blue	511 lt saddle	513 maroon	

1966-67 Charger Loop Carpet **AUTHORIZED**

When ordering, please refer to diagram to determine what is included in each of the sets offered. Select part number of desired set from listings, then add the color code suffix for your model year charger from the color code chart above.

Note: Trunk mat sold separately.

1966-67 Charger

Complete Sets

MB935 66 4-speed, items 1-20

MB938 66 automatic, items 1-20

MB941 67 4-speed, items 1-20

MB944 67 automatic, items 1-20

Passenger Area

MB936 66 4-speed, w/console strips

MB937 66 4-speed, w/o console strips

MB939 66 automatic, w/console strips

MB940 66 automatic, w/o console strips

MB943 67 4-speed, w/console strips

MB942 67 4-speed, w/o console strips

MB945 67 automatic, w/console strips

MB946 67 automatic, w/o console strips

1962-76 Mopar Molded Carpet

QER AUTHORIZED



MAS02501

Heel Pad Styles



1968-74 A-Body

1964-65 B-Body

1966-70 B-Body

1970-74 E-Body



501
black

502
red

504
ivy gold

505
aqua

507
dark blue

508
dark green

509
med blue

510
dark brown

511
light saddle

512
dark saddle

513
maroon

514
moss green

515
teal blue

517
bright blue

519
sandalwood

520
gold

521
brn orange

522
gunmetal gray

523
rose beige

530
dark olive



1962-73 A-Body Molded Loop Carpet **QER AUTHORIZED**

Molded loop carpet offered in a variety of colors to suit your vehicle. To order, please select the correct application from the listings below, then add the color code suffix for your model year from the color chart. Manufactured in the USA!

1962 Lancer/Valliant

MAS00	62	2 door
MAS01	62	4 door

1963-66 Dart

MAS02	63-66	2 door 4-speed
MAS03	63-66	2 door automatic
MAS04	63-66	convertible 4-speed with tails
MAS05	63-66	convertible automatic with tails
MAS06	63-66	4 door

1963-66 Valiant

MAS19	63-66	2 door 4-speed
MAS20	63-66	2 door automatic
MAS21	63-66	4 door
MAS22	63-66	convertible

1963-67 Valiant Signet

MAS23	63-66	2 door 4-speed
MAS24	63-66	2 door automatic
MAS25	63-66	convertible
MAS26	67	2 door 4-speed
MAS27	67	2 door automatic

1967-73 Dart (except 1973 Dart Sport)

MAS28	67-73	2 door 4-speed
MAS29	67-73	2 door automatic
MAS30	67-73	convertible 4-speed with tails
MAS31	67-73	convertible automatic with tails
MAS32	67-73	4 door

1967-73 Valiant

MAS33	67-69	2 door 4-speed
MAS34	67-69	2 door automatic
MAS35	67-73	4 door

1970-73 Duster, 1973 Dart Sport

MAS36	70-73	2 door 4-speed
MAS37	70-73	2 door automatic

1971-73 Scamp

MAS40	71-73	2 door 4-speed
MAS41	71-73	2 door automatic

1971-72 Demon

MAS38	71-72	2 door 4-speed
MAS39	71-72	2 door automatic



801
black

818
ocean blue

825
maroon

859
lt jade

757
gold



1974-76 A-Body Cut Pile Carpet **QER AUTHORIZED**

Molded cut pile carpet offered in a variety of colors to suit your vehicle. To order, please select the correct application from the listings below, then add the correct color code for your model year from the color chart above.

1974-76 Dart Swinger 2 Door Hardtop

MAS42	74-76	2 door hardtop, 4-speed
MAS43	74-76	2 door hardtop, automatic
MAS44	74-76	4 door sedan

1974-76 Dart Sport, Duster 2 Door Coupe

MAS45	74-76	2 door coupe, 4-speed
MAS46	74-76	2 door coupe, automatic

1974-76 Valiant Sedan


MAS47	74-75	2 door sedan
MAS48	74-76	4 door sedan

1962-73 Mopar Molded Carpet



MB958521
1968-70 Charger
Burnt Orange

AUTHORIZED



1962-73 Mopar B-Body Molded Loop Carpet

Molded loop carpet offered in a variety of colors to suit your vehicle. To order, please select the correct application from the listings below; then add the color code suffix for your model year from the color chart above.

1962 Dart, Dart 330, Dart 440, Polara 500

MB902	62	2 door 4-speed
MB903	62	2 door automatic
MB904	62	4 door 4-speed
MB905	62	4 door automatic

1962-65 Belvedere

MB906	62-65	2 door 4-speed
MB907	62-65	2 door automatic
MB908	62-65	4 door 4-speed
MB909	62-65	4 door automatic

1962-64 Fury

MB910	62-64	2 door 4-speed
MB911	62-64	2 door automatic
MB912	62-64	4 door automatic

1963 Sport Fury

MB913	63	2 door
-------	----	--------

1963-64 Dodge 330, 440, Polara, Polara 500

MB914	63-64	2 door 4-speed
MB915	63-64	2 door automatic
MB916	63-64	4 door automatic

1965 Coronet

MB917	65	2 door 4-speed
MB918	65	2 door automatic
MB919	65	4 door automatic

1965 Satellite

MB920	65	2 door 4-speed
MB921	65	2 door automatic
MB922	65	4 door automatic

1966 Belvedere

MB923	66	2 door 4-speed
MB924	66	2 door automatic
MB925	66	4 door 4-speed
MB926	66	4 door automatic

1967-70 Belvedere

MB923	67-70	2 door 4-speed
MB928	67-70	2 door automatic
MB925	67-70	4 door 4-speed
MB926	67-70	4 door automatic

1966-70 Coronet

MB931	66-70	2 door 4-speed
MB932	66-70	2 door automatic
MB933	66-70	4 door 4-speed
MB934	66-70	4 door automatic

1966-70 Satellite

MB947	66-70	2 door 4-speed
MB948	66-70	2 door automatic
MB949	68-70	4 door automatic

1967-71 GTX

MB950	67	2 door 4-speed
MB951	67	2 door automatic
MB952	68-70	2 door 4-speed
MB951	68-70	2 door automatic
MB954	71	2 door, 4-speed, bench seat
MB955	71	2 door, 4-speed, bucket seats
MB956	71	2 door automatic

1968-70 Charger

MB957	68-70	4-speed
MB958	68-70	automatic

1971-73 Charger

MB959	71-73	4-speed
MB960	71-73	automatic

1968-73 Road Runner

MB961	68-70	4-speed
MB962	68-70	automatic
MB963	71-73	4-speed bench seat
MB964	71-73	4-speed bucket seats w/console
MB965	71-73	automatic

1968-71 Super Bee

MB966	68-70	4-speed
MB967	68-70	automatic
MB968	71	4-speed
MB969	71	automatic

1969 Daytona

MB970	69	4-speed
MB971	69	automatic

1971-73 Coronet

MB972	71-73	4 door automatic
-------	-------	------------------


1971-73 Satellite

MB973	71-73	2 door 4-speed bench seat
MB974	71-73	2 door 4-speed bucket seats w/console
MB975	71-73	2 door automatic
MB976	71-73	4 door automatic

1970 Superbird

MB977	70	4-speed
MB978	70	automatic

1963-75 Mopar Molded Carpet



1963-64 Mopar B-Body Tuxedo Loop Carpet

Molded Tuxedo loop carpet offered in a variety of colors to suit your vehicle. To order, please select the correct application from the listings below, then add the color code for your model year from the color chart above.

1963-64 Dodge 330, 440, Polara, Polara 500

MB979	63-64	2 door 4-speed
MB980	63-64	2 door automatic
MB981	63-64	4 door automatic

1963-64 Belvedere

MB982	63-64	2 door 4-speed
MB983	63-64	2 door automatic
MB984	63-64	4 door automatic

1963-64 Fury


MB985	63-64	2 door 4-speed
MB986	63-64	2 door automatic
MB987	63-64	4 door automatic

1963 Sport Fury

MB989	63	2 door
-------	----	--------



MB991818
1974 Charger



1974-75 Mopar B-Body Cut Pile Carpet

Molded cut pile carpet offered in a variety of colors to suit your vehicle. To order, please select the correct application from the listings below, then add the correct color code for your model year from the color chart above.

1974 Charger

MB990	74	4-speed
MB991	74	automatic

1974-75 Road Runner

MB992	74-75	2 door 4-speed bench seat
MB993	74-75	2 door 4-speed bucket seats w/ console
MB994	74-75	2 door automatic

1974 Satellite

MB995	74	2 door 4-speed bench seat
MB996	74	2 door 4-speed buckets seats w/ console
MB997	74	2 door automatic
MB998	74	4 door automatic



ME600530
1970-73
Barracuda



1970-73 Mopar E-Body Molded Loop Carpet



Molded loop carpet is offered in a variety of colors to suit your vehicle. To order, please select the correct application from the listings below, then add the color code for your model year from the color chart.

1970-73 Barracuda


ME600	70-73	manual
ME601	70-73	automatic

1970-73 'Cuda

ME602	70-73	manual
ME603	70-73	automatic

1970-73 Challenger

ME604	70-73	manual
ME605	70-73	automatic



1974 Mopar E-Body Cut Pile Carpet

Molded cut pile carpet offered in a variety of colors to suit your vehicle. To order, please select the correct application from the listings below, then add the color code for your model year from the color chart above.

1974 Barracuda

ME606	74	manual
ME607	74	automatic

1974 Cuda

ME608	74	manual
ME609	74	automatic

1974 Challenger

ME610	74	manual
ME611	74	automatic

Mopar Seat Foam



SF150

SF151

SF152



SF153

SF154

SF156

OER AUTHORIZED AUTHORIZED

1960-74 A & B-Body Bucket Seat Foam **New!**

Reproduction seat foam for various 1960-74 Dodge and Plymouth models. Get an OE fit and original appearance by offering quality OER[®] Authorized seat foam.

Note: Single seat foam is shipped oversize.

A-Body

1960-65 Barracuda, Dart, Lancer, Valiant
1966-67 Barracuda, Dart, Valiant
1968-69 Barracuda, Dart, Valiant
1970-71 Demon, Dufer
1971 Dart, Swinger, Scamp

B-Body

1962-64 Fury
1962-65 Belvedere
1965 Coronet
1965 Satellite
1966-67 Belvedere, Charger, Coronet, Steadline
(Exc. 1966-67 Charger rear buckets)
1967 GTX
1968-69 Belvedere, Charger, Coronet, GTX,
Road Runner, Satellite, Super Bee
1970 Road Runner, GTX, Sport Satellite
1971-74 Charger, GTX, Road Runner,
Satellite, Super Bee

1960-71 A-Body Bucket Seat Foam

SF150	1960-65	A-Body	per seat
SF151	1966-67	A-Body	per seat
SF152	1968-69	A-Body	per seat
SF153	1970-71	A-Body	vinyl style - per seat
SF154	1971	A-Body	vinyl style - per seat

1962-74 B-Body Bucket Seat Foam

SF150	1962-65	B-Body	all with bucket seats - per seat
SF151	1966-67	B-Body	all with bucket seats - per seat
SF152	1968-69	B-Body	all with bucket seats - per seat
SF153	1970	B-Body	all with bucket seats - per seat
SF156	1971-74	B-Body	all with bucket seats - per seat



Style 1 - has a shallow standard bolster

SF154

Style 1

Can be identified by the seat material, its shallow bolster and the vertical or horizontal pleats on the seat cover.



Style 2 - has a vertical pleat

15123

Style 2

Can be identified by the single vertical pleat that runs the entire length of the seat cover from top to bottom and a single horizontal pleat that forms a cross shape on the seat top.



Style 3 - has a more pronounced bolster

SF153

Style 3

Can be identified by the seat material and by the pronounced bolster and inserts.



Style 4 - has a lumbar support bolster

SF155

Style 4

Can be identified by the seat material and by the horizontal lumbar bolster that runs across lower portion of seat back.

OER AUTHORIZED AUTHORIZED

1970-72 E-Body Bucket Seat Foam **New!**

1970-72 E-Body bucket seat foam came in four styles. Each bucket seat foam set includes one pair of seat bottoms, one pair of seat backs, and one pair of headrest caps. Choose the style of seat foam that matches your style of seat upholstery.

Important: During the years 1970-71 E-Body seat foam varied in shape according to the seat style and type of seat cover material being used. It is important that you order the seat foam that is correct for your specific seat style as the foam will not interchange.

Note: Single seat foam is shipped oversize.

E-Body - Style 1

1970-71 'Cuda (leather style)
1970-71 Barracuda Gran Coupe (leather style)
1970 Challenger (vinyl style)

E-Body - Style 2

1971 Barracuda, 'Cuda, Challenger (standard style vinyl)

E-Body - Style 3

1970 'Cuda (vinyl)
1970 Barracuda Gran Coupe (vinyl or cloth)
1971 Challenger (cloth)

E-Body - Style 4

1971 'Cuda (dettec vinyl style)
1970 Challenger (cloth style)
1970-71 Challenger (leather style)
1971 Challenger (dettec vinyl style)

Challenger

1972 Dodge Challenger

1970-71 E-Body Bucket Seat Foam

SF154	1970-71	per seat	Style 1
15123	1971	per seat	Style 2
SF153	1970-71	per seat	Style 3
SF155	1970-71	per seat	Style 4

1972 Challenger Bucket Seat Foam

15143	1972	per seat
-------	------	----------

Mopar Interior Parts



MES861010

MES861011

1970-74 Challenger Seat Frames OER AUTHORIZED

Reproduction seat frame assemblies for 1970-74 Dodge Challenger models. Each assembly features a stamped steel frame and includes hinges and spring assemblies for a complete replacement.

Note: Shipped oversize.

ME861010	70-74	Challenger	LH
ME861011	70-74	Challenger	RH



ME16262

OER AUTHORIZED

1970-74 E-Body Bucket Seat Track Assemblies

Reproduction bucket seat track assemblies for 1970-74 E-Body cars. Manufactured to original specifications, these stamped steel seat tracks will replace the originals precisely. Comes with tension springs pre-installed.

ME16283	70-74	E-Body	LH
ME16282	70-74	E-Body	RH



MD475013

1966-71 Mopar Bucket Seat Release Cables

OER® reproduction seat release cable set for bucket seats on various A, B, E-Body models. These release cables are manufactured to factory specifications and replicate the original in fit and in function. Pre-packaged in OER® polytube. Made in USA.

MD475013			
LH cable- 12-7/8", RH cable 14-3/8"		MD475012	
LH cable- 11", RH cable 13-1/8"			

MD475013	66-69	A, B-Body
MD475012	70-71	A, B, E-Body

OER AUTHORIZED

1969-70 B-Body Headrest Post Bezels

Reproduction of the headrest post bezels for all 1969-70 Charger and Road Runner models equipped with a bench seat. Manufactured as original with a bright chrome finish. Includes attaching screws. 2 required per headrest.

2942847	69-70	B-Body
---------	-------	--------

1968-69 B-Body Seat Belt Clips

OER AUTHORIZED RESTORATION AUTHORITY

Reproduction seat belt retainer clips for 1968-69 B-Body models.

These clips secure the shoulder belt to the roof near the sun visors when the belt is not in use. Manufactured from steel with the correct shape, contours, and mounting hole placement.

MB1501	68-69	B-Body
--------	-------	--------



1968-70 Mopar A, B, E-Body Bench Seat Back Release Knob

OER® reproduction bench seat back release knob for 1968-70 Dodge and Plymouth A, B, E-Body models. Manufactured from die-cast zinc with a chrome finish as original. Sold individually, two required per seat.


Includes installation screw. Pre-packaged in OER® polytube.

MD475003	68-70	A, B, E-Body
----------	-------	--------------



bottom view

top view



MD473100

MD474200



black

white

OER AUTHORIZED RESTORATION AUTHORITY

1970-74 Injection Molded Bucket Seat Backs

Reproduction seat back panels for 1970-72 A-Body, 1970-71 B-Body, and 1970-74 E-Body models. Manufactured in injection molded ABS plastic with the correct Coachman grain to duplicate the originals precisely. Two styles are offered to fit the high back bucket seats in A-Body, B-Body and E-Body vehicles. There was a mid-year change in seat backs during the 1971 model year which resulted in there being an "early style" and "late style" seat back. The "early style" seat backs have a square look and shorter hinge extensions and are for 1970-71 models built through 12/01/70. The "late style" seat backs are more pointed at the top, have longer hinge extensions and are for vehicles built from 12/02/70. Sold as a pair.

Important: A design change during the 1971 model year resulted in different seat designs. Please order according to date of manufacture.

1970-71 A, B, & E-Body

Note: Early "square-lock" design for 1970-71 vehicles built up to 12/01/1970.

MD473100	70-71	A, B, E-Body
MD473200	70-71	A, B, E-Body

1971-74 A-Body & E-Body

Note: "Pointed-lock" design for vehicles built 12/02/1970 and later.

MD474100	71-72	A, E-Body
MD474200	71-74	A, E-Body

1967-73 Mopar A-Body Kick Panels

Reproduction passenger side interior kick panel for 1967-73 Dodge and Plymouth A-Body models. Manufactured from injection molded ABS plastic featuring all the correct contours, shapes, and grain patterns, features part number and Pentastar markings on rear of panels as original. Available in black only. Pre-packaged in an OER® box.



K3207 67-73 A-Body




ME859100

ME860200

ME857100

ME858200



New!

1970-74 E-Body

Door & Rear Side Panels **OER AUTHORIZED**

Authentic reproduction door panels for 1970-74 Barracuda/Cuda and Challenger models. These superior reproductions are injection molded in color, not painted or dyed. Manufactured to appear and fit just like the original with the correct grain, thickness, and bracing.

Note: Shipped double oversize.

687

Front		
Barracuda/Cuda		
ME859100	70-74	black
ME859200	70-74	white

Challenger		
ME857100	70-74	black
ME857200	70-74	white

Rear		
Barracuda/Cuda		
ME860100	70-74	black
ME860200	70-74	white

Challenger		
ME858100	70-74	black
ME858200	70-74	white

1970-74 E-Body **OER AUTHORIZED**

Door Sill Plates

Replacement door sill plates for 1970-74 2-door Mopar E-Body models. Features correct flat chrome finish and proper contours to replace the original sill plates. Sold as a pair.

ME1576 70-74 E-Body

New!



OER AUTHORIZED

1960-76 Mopar A, B, & E-Body Door Panel Clips

These restoration-correct clips are reproduced to original specifications to install door panels on most all Dodge and Plymouth A, B, and E-Body models. Made from spring steel as original. Set of 36 for A and B-Body and set of 14 for E-Body models. Pre-packaged in OER® polytube.

MM2367	60-76	A, B-Body	36 clips
MM2367A	70-74	E-Body	14 clips

1967-74 A, B-Body Door Lock Knobs

New!

OER® reproduction door lock knobs for 1967-

74 Dodge and Plymouth A, B-Body models

These door lock knobs are manufactured with authentic detail and feature the correct fluted design. Black knobs can be painted to match the interior if desired. Sold as a pair. Pre-packaged in OER® polytube.



MD700	67-74	black
MD701	67-74	chrome

1964-76 A-Body Door Lock Knob Ferrules

OER AUTHORIZED

OER® reproduction door lock knob

ferrules for 1964-76 Dodge and Plymouth

A-Body models including Barracuda,

Dart, Dart Sport, Demon, Duster, Scamp, Valiant and

Swinger. Manufactured from injection molded plastic as original. Officially licensed Mopar Authentic Restoration Product. Pre-packaged in OER® polytube.

MD103	64-76	A-Body
-------	-------	--------

1968-70 B-Body Door Lock Knob Ferrules

New!

OER® reproduction door lock knob ferrules for 1968-

70 Dodge and Plymouth B-Body models including

Belvedere, Coronet, GTX, Road Runner, Satellite and

Super Bee. Manufactured from stainless steel with the

four retaining tabs that secure it to the door panel. Pre-packaged in OER® polytube.

Note: Not for use on Charger models.

MD101	68-70	B-Body
-------	-------	--------

1970-74 E-Body Door Lock Levers

New!

OER® reproduction door lock levers for all

1970-74 Dodge and Plymouth E-Body models. These correct

chrome plated levers feature the word "LOCK" and an arrow

insignia to indicate which way to push the lever in order to

lock the door. Each pair come with bolts for mounting. Pre-

packaged in OER® box.

ME2100	70-74	E-Body
--------	-------	--------



Mopar Arm Rests Bases



OER AUTHORIZED

1964-66 Mopar A, B-Body Front Arm Rest Bases

Reproduction of the 11" front arm rest bases for A-Body models including 1964-66 Plymouth Barracuda, Valiant and Dodge Dart. 15" bases fit B-Body models including 1964 Plymouth Fury, Savoy, Polara 330, 440, 1965 Coronet, Satellite and 1964-65 Belvedere models. Manufactured to factory specifications for a perfect fit and appearance. Sold in pairs.

MA2028	64-66	A-Body	11" armrests - front
MB2002	64-65	B-Body	15" armrests - front



OER AUTHORIZED

1964-66 Mopar A-Body Rear Arm Rest Bases

Reproduction rear arm rest bases for 1964-66 Plymouth Barracuda, Valiant and Dodge Dart models. Manufactured to factory specifications for a perfect fit and appearance. Sold in pairs.

MA1531	64-66	A-Body	rear
--------	-------	--------	------



OER AUTHORIZED

1967 Mopar A-Body Arm Rest Bases

Reproduction front arm rest bases for 1966-67 Dodge Coronet, 1966-70 Plymouth Belvedere, 1967-70 Plymouth GTX, 1968-70 Plymouth Super Bird, 1968-70 Plymouth Road Runner and 1968-70 Plymouth Satellite models. Manufactured to factory specifications for a perfect fit and appearance. Sold in pairs.

MB2004	66-70	B-Body	front
--------	-------	--------	-------



OER AUTHORIZED

1966-70 Mopar B-Body Front Arm Rest Bases

Reproduction front arm rest bases for 1966-70 Dodge Coronet 500, Plymouth Satellite, and 1966-70 Dodge Charger models. Manufactured to factory specifications for a perfect fit and appearance. Sold in pairs.

MB2003	66-70	B-Body	front
--------	-------	--------	-------



OER AUTHORIZED

1966-70 Mopar B-Body Rear Arm Rest Bases

Reproduction rear arm rest bases for 1966-70 Dodge Coronet, 1966-70 Plymouth Belvedere, 1967-70 Plymouth GTX, 1968-70 Plymouth Superbird, 1968-70 Plymouth Road Runner and 1966-70 Plymouth Satellite models. Manufactured to factory specifications for a perfect fit and appearance. Sold in pairs.

MB2005	66-70	B-Body	rear
--------	-------	--------	------



OER AUTHORIZED

1967 Mopar A-Body Arm Rest Bases

Reproduction of the front and rear arm rest bases for 1967 Plymouth Barracuda, Valiant and Dodge Dart models. Manufactured to factory specifications for a perfect fit and appearance. Sold in pairs.

MA1532	67	A-Body	front
MA1602	67	A-Body	rear

Mopar Arm Rest Bases & Pads



MA1534



MA1535



OER AUTHORIZED



1967-72 Mopar A-Body Rear Arm Rest Bases

Reproduction rear arm rest bases for 1967-69 Plymouth Barracuda, 1967-72 Dodge Dart and Plymouth Valiant, 1970-72 Plymouth Duster, 1971-72 Dodge Dart Sport and Demon and 1971-72 Plymouth Scamp models. Manufactured to factory specifications for a perfect fit and appearance. Available in bright chrome finish or un-finished (paint to match). Sold individually.

MA1534	67-72	A-Body	chrome
MA1535	67-72	A-Body	un-finished



OER AUTHORIZED

1968-72 A-Body Front Arm Rest Bases



Reproduction front arm rest bases for 1968-72 A-Body models. These arm rest bases are manufactured with the original shape and contours and feature the correct black finish. Sold as a pair.

1968-69	Barracuda	1971-72	Dart Sport
1968-72	Dart	1971-72	Demon
1968-72	Valiant	1971-72	Scamp
1970-72	Duster		

MA1098	68-72	A-Body	Black
--------	-------	--------	-------



OER AUTHORIZED



1968-72 Mopar A-Body Front Arm Rest Bases

Reproduction front arm rest bases for 1968-72 A-Body models. These arm rest bases are manufactured with the original shape and contours and feature the correct chrome finish. Sold as a pair.

1968-69	Barracuda	1971-72	Dart Sport
1968-72	Dart	1971-72	Demon
1968-72	Valiant	1971-72	Scamp
1970-72	Duster		

MA1533	68-72	A-Body	chrome
--------	-------	--------	--------

1968-72 Mopar A-Body Arm Rest Pad

Reproduction of the front and rear arm rest pad for various 1968-72 Dodge and Plymouth A-Body models. Manufactured to factory specifications for a perfect fit and appearance. Sold individually. Molded in black.

Front and Rear
1968-69 Barracuda
1968-69 Dart
1968-69 Valiant

Front only
1970-72 Dart
1970-72 Demon
1970-72 Duster
1970-72 Valiant

OER AUTHORIZED



MD240	68-72	A-Body	black
-------	-------	--------	-------

1964-76 A, B-Body Arm Rest Screws

OER® Authorized reproduction arm rest base screws for all 1964-76 A, B-Body models. 4 piece set. Pre-packaged in OER® polytube



MA1536

MA1536	64-66	A, B-Body	4-piece set
MA1537	67-76	A, B-Body	4-piece set

1968-74 Mopar B, E-Body Rear Ash Tray

OER AUTHORIZED



Reproduction rear ash tray for various 1966-74 B, E-Body models. Manufactured from steel with a bright chrome finish, as original. Completely assembled with lid and tension spring.



1966-70	B-Body and C-Body rear arm rest
1970	E-Body rear side panel
1971-74	B-Body and E-Body rear console

NB1474	66-74	B, E-Body	rear
--------	-------	-----------	------

1964-66 Mopar A, B-Body Arm Rest Ash Tray

OER AUTHORIZED



Rear arm rest ash tray for 1964-66 A-Body and 1964-65 B-Body. This reproduction is manufactured to factory specifications to provide the appearance, fit, and function of the original. Sold individually.



MD2589	64-66	A-Body
MD2589	64-65	B-Body

Mopar Inner Door Handles

New!

OER AUTHORIZED



1968-74 Mopar A, B, E-Body Window Crank Handle

OER® reproduction window crank handle for 1968-74 Dodge and Plymouth A, B, E-Body models. Each handle is manufactured for a perfect fit and function. Each handle is painted black with a chrome center on the knob for a custom look. Will fit on both the front or rear. Includes mounting screw. Pre-packaged in OER® polytube.

A-Body

1968-69 Barracuda
1968-74 Dart
1968-74 Valiant
1970-74 Duster
1971-74 Demon/Dart Sport

B-Body

1968-70 Belvedere
1968-71 GTX

1968-71 Super Bee

1968-74 Charger
1968-74 Coronet
1968-74 Road Runner
1968-74 Satellite

E-Body

1970-74 Challenger
1970-74 Barracuda
1970-74 Cuda

MD99101	68-74	A-Body	black
MD99101	68-74	B-Body	black
MD99101	70-74	E-Body	black



OER AUTHORIZED



1968-74 Mopar A, B, E-Body Window Crank

Reproduction of the window crank handle for 1968-74 A, B, E-Body models. Handle is manufactured with precision for a perfect fit and appearance with a bright chrome finish and black knob as original. Includes mounting screw.

A-Body

1968-69 Barracuda
1968-74 Dart
1968-74 Valiant
1970-74 Duster
1971-74 Demon/Dart Sport

B-Body

1968-70 Belvedere
1968-71 GTX

1968-71 Super Bee

1968-74 Charger
1968-74 Coronet
1968-74 Road Runner
1968-74 Satellite

E-Body

1970-74 Challenger
1970-74 Barracuda
1970-74 Cuda

2862167	68-74	A-Body	chrome
2862167	68-74	B-Body	chrome
2862167	70-74	E-Body	chrome



1966-67 Charger Window Crank Handle Spacer

OER AUTHORIZED



Reproduction window crank handle spacer for 1966-67 Dodge Charger models. Features correct chrome finish as original. Sold individually.

MB1473 66-67 Charger



1968-74 A, B, E-Body Window Crank Screw or Shim

Reproduction window crank screw or shim for 1968-74 Dodge and Plymouth A, B, E-Body models. The window crank screw features a chrome finish with correct thread and head design.

A-Body

1968-69 Barracuda
1968-74 Dart
1968-74 Dart Sport
1968-74 Demon
1968-74 Scamp
1968-74 Valiant

B-Body

1968-74 Belvedere

1968-74 Charger

1968-74 Coronet
1968-74 GTX
1968-74 Road Runner
1968-74 Satellite
1968-74 Super Bee

E-Body

1970-74 Barracuda



MD27221	68-74	A, B, E-Body
MD35231	68-74	A, B, E-Body



OER AUTHORIZED



1963-66 Mopar A, B-Body Inner Door Handle

Reproduction of the inner door handles for 1963-66 A, B-Body models including Dart, Valiant and Coronet models. Handles are manufactured with the correct contours and chrome finish as original. Sold individually. Includes mounting screw.

2299973 63-66 A, B-Body chrome

Mopar Interior Parts



MOPAR AUTHORIZED **AUTHENTIC RESTORATION**

1968-74 Mopar A, B-Body Inner Door Handles

Reproduction inner door handles for 1968-74 A, B-Body models. Manufactured for a perfect fit and chrome plated for an authentic appearance. Sold in pairs.

A-Body

1968-69 Barracuda
1970-74 2 dr. Valiant, Dart
1970-74 2 dr. Demon/Dart Sport and Duster
1968-74 4 dr. Valiant and Dart

B-Body

1968-69 2 dr. Belvedere, GTX, Road Runner
1970-74 2 dr. Satellite, Charger, Coronet
1970-74 2 dr. Super Bee
1968-74 4 dr. Belvedere, Satellite, Coronet

MD2145 68-74 A, B-Body



MOPAR AUTHORIZED **AUTHENTIC RESTORATION**

1971-74 Mopar B-Body Inner Door Handles

Reproduction inner door handles for 1971-74 B-Body models including 1971 GTX and Super Bee and 1971-74 Charger, Road Runner and Satellite models. Manufactured for a perfect fit and chrome plated for an authentic appearance. Sold in pairs.

MD9167 71-74 B-Body



MOPAR AUTHORIZED **AUTHENTIC RESTORATION**

1970-74 Challenger Inner Door Handles

Reproduction of the inner door handles for all 1970-74 Challenger models. Manufactured for a perfect fit and chrome plated for an authentic appearance. Sold in pairs.

MD1701 70-74 Challenger



MOPAR AUTHORIZED **AUTHENTIC RESTORATION**

1970-74 Barracuda Inner Door Handles

Reproduction of the inner door handles for all 1970-74 Barracuda and 'Cuda models. Manufactured for a perfect fit and chrome plated for an authentic appearance. Sold in pairs.

MD8423 70-74 Barracuda



MOPAR AUTHORIZED **AUTHENTIC RESTORATION**

1960-64 Mopar B-Body Dome Lamp Lens and Bezel

Reproduction of the dome lamp lens and bezel for all 1960-64 B-Body 2 and 4 door sedan models. Set includes the lens, bezel and two mounting screws.

MJ476 60-64 B-Body



MOPAR AUTHORIZED **AUTHENTIC RESTORATION**

1964-66 Mopar A, B-Body Dome Lamp Lens

Reproduction interior lamp lens for 1964-66 Mopar A, B-Body models. These lenses are located on side door posts or in the rear passenger compartment on the LH and RH sail panel. Fits vehicles originally equipped with courtesy lamp option. Sold as a pair.

1964 Valiant
1964-66 Barracuda
1964 440, Polara and Polara 500
1964 Belvedere, Fury and Sport Fury
1965-66 Belvedere, Coronet and Satellite

MA9902 64-66 A, B-Body



MOPAR AUTHORIZED **AUTHENTIC RESTORATION**

1964-66 Barracuda Dome Lamp Bezel

Reproduction dome lamp bezel for 1964-66 Plymouth Barracuda models. Each bezel is manufactured to original specifications and mounts to the interior rear pillar. Sold individually. 2 required per vehicle.

MA9903 64-66 Barracuda



MOPAR AUTHORIZED **AUTHENTIC RESTORATION**

1964-74 Mopar A, B, E-Body Dome Lamp Lens

Reproduction of the dome lamp lens for most 1964-74 A, B, E-Body Dodge and Plymouth models except 1966-67 Chargers. Features the correct shape and color as original.

MJ92995 64-74 A, B, E-Body



MOPAR AUTHORIZED **AUTHENTIC RESTORATION**

1966-67 Charger Dome Lamp Lens

Reproduction of the dome lamp lens for all 1966-67 Chargers. Features the correct shape and color as original.

MJ92996 66-67 Charger

Mopar Interior Parts



1968-69 Mopar AUTHORIZED

A-Body Rear View Mirror

Service replacement rear view mirrors for various 1968-69 A-Body models. Designed to mount and install as original. May vary in appearance from original.

1968-69 *Dart, Barracuda and Valiant*
1969 *Swinger*

MD7124 68-69 A-Body



1968-70 Mopar AUTHORIZED

A, B-Body Rear View Mirror

These reproduction rear view mirrors are designed to original specifications. Each mirror mounts in the factory location for an original appearance and fit.

MF1751 70 A-Body
MF1751 68-70 B-Body



1970-71 Mopar AUTHORIZED

B, E-Body Rear View Mirror

Service replacement interior rear view mirrors for various B, E-Body models. These mirrors are designed to install and function as original but may differ slightly in appearance.

1970 *Belvedere*
1970-71 *Charger, Coronet, Super Bee, GTX, Road Runner and Satellite*
1970-71 *Barracuda, 'Cuda and Challenger*

MD7125 70-71 B, E-Body

1966-74 Mopar **New!**

A, B, E-Body Sun Visor Tips

These rubber tips fit on the end of the sun visor support rod and help to secure the sun visor in its retaining clip. For use on most all 1966-74 Dodge and Plymouth A, B, E-Body models. Sold as a pair. Mopar Authentic Restoration Product. Pre-packaged in OER® polytube with Mopar Restoration Logo.

MD314 66-74 A, B, E-Body

1966-70 Mopar A, B-Body AUTHORIZED

Convertible Top Latch

Reproduction of the convertible top latches for all 1966-70 A, B-Body convertible models. Manufactured for a perfect fit and chrome plated for an authentic appearance. Sold in pairs.

1966-70 *Coronet & Satellite*
1966 *Belvedere*
1967-69 *Barracuda & Dart*
1967-68 *GTX*
1969-70 *Road Runner*



MD2126 66-70 A, B-Body

OE AUTHORIZED 

1966 Mopar B-Body Ignition Switch Bezel

Reproduction of the ignition switch bezel for 1966 B-Body models including Charger and Coronet models. Manufactured to factory specifications with a bright chrome finish.

MB2193 66 B-Body



OE AUTHORIZED 

1962-76 A, B-Body Headlamp Switch

Reproduction headlamp switch for various 1962-76 Mopar A, B-Body models. This 7-terminal switch features a 1-1/4" ceramic insulated rheostat, and may also work for other Mopar applications.

1962-76 Mopar A-Body (exc. 1967-69 Barracuda)
1971-74 Mopar B-Body

MD9341 62-76 A, B-Body



OE AUTHORIZED 

1969 Mopar A, B-Body Ignition Switch Bezel

Reproduction ignition switch bezel for 1969 Dodge and Plymouth A, B-Body models. Manufactured to original specifications with correct chrome finish.

MB1471 69 A, B-Body



OE AUTHORIZED 

1963-64 Plymouth A, B-Body Wiper Switch Knob

Reproduction windshield wiper switch knob for 1963-64 Plymouth models including Barracuda, Belvedere, Fury, Savoy, and Valiant. This knob features a chrome finish and correct circling pattern as original.

MA1140 63-64 A, B-Body



OE AUTHORIZED 

1966-67 Dodge B-Body Wiper Switch Knob

Reproduction of the windshield wiper switch knob for 1966-67 Dodge Charger and Coronet models. Manufactured to factory specifications with the correct lettering and chrome finish.

MB1241 66-67 B-Body



OE AUTHORIZED 

1966-67 Mopar B-Body Wiper Switch Bezel

Reproduction of the windshield wiper switch bezel for 1966-67 Dodge Charger and Coronet models. Manufactured to factory specifications with a bright chrome finish.

MB1242 66-67 B-Body



OE AUTHORIZED 

1960-76 A, B, E-Body Headlamp Dimmer Switch

Reproduction floor mounted head lamp dimmer switch for most 1960-76 Dodge and Plymouth A, B, E-Body models.

1881938 60-76 A, B, E-Body



OE AUTHORIZED 

1963-65 Plymouth A, B-Body Headlamp Switch Retainer

Reproduction of the retainer used to secure the headlamp switch to the dash on 1963-65 Plymouth A-Body models.

1887984 63-65 A, B-Body



OE AUTHORIZED 

1966-67 Dodge B-Body Headlamp Switch Bezel

Reproduction of the headlamp switch bezel for 1966-67 Dodge Charger and Coronet models. Manufactured to factory specifications with a bright chrome finish.

MB1243 66-67 B-Body



OE AUTHORIZED 

1963-64 Plymouth A, B-Body Headlamp Switch Knob

Reproduction headlamp switch knob for 1963-64 Plymouth models including Barracuda, Belvedere, Fury, Savoy, and Valiant. Manufactured to factory specifications for a perfect fit and appearance.

MA1530 63-64 A-Body



OE AUTHORIZED 

1966-67 Dodge B-Body Headlamp Switch Knob

Reproduction of the headlamp switch knob for 1966-67 Dodge Charger and Coronet models. Manufactured to factory specifications with the correct lettering and chrome finish as original.

MB1240 66-67 B-Body



Mopar Reproduction Gauges

New!



2984960



3833352

1968-72 Plymouth A-Body Standard Speedometer

OER® reproduction of the speedometer for 1968-76 A-Body models. Manufactured to exact specifications including correct lettering, fonts, and colored needle. Includes the turn signal and high beam lenses. Pre-packaged in OER corrugated box.

Note: This 120 MPH speedometer is correct for 1972-74 but will fit and function in 1975-76 models. 1975-76 models used a 100 MPH speedometer.

1968-72 Valiant
1970-72 Duster exc. 340
1971-72 Dart
1971-72 Demon exc. 340
1971-72 Scamp
1971-72 Swinger Special

2984960	68-72	A-Body	120 MPH
3833352	72-76	A-Body	120 MPH

New!



2984403



2984404



2984405



3592194



3592195



3592196

1970-76 Mopar A-Body Standard Gauges

OER® Reproduction of the standard dash gauges found on all 1970-76 Plymouth A-Body models. Manufactured as original to exact specifications including correct lettering and fonts. Pre-packaged in OER® box with Mopar Restoration Logo.

1970-76 Valiant
1970-76 Duster
1971 Demon Fastback
1971 Dart
1971 Dart Fastback
1971 Swinger Special
1972 Demon
1973-74 Dart Sport

Fuel Gauge

2984403	70-71	A-Body
3592194	72-76	A-Body

Temp Gauge

2984404	70-71	A-Body
3592195	72-76	A-Body

Amp Gauge

2984405	70-71	A-Body
3592196	72-76	A-Body

1968-70 B-Body Rallye Speedometer



Reproduction speedometer with white markings for 1968-70 Charger and other B-Body models with Rallye gauges. Manufactured to exact factory specifications and designed to replace the original gauge. Pre-packaged in OER® box.

1968-70 Charger
1968-70 Coronet
1968-70 Super Bee
1970 GTX
1970 Road Runner
1970 Sport Satellite

1277440	68-70	B-Body	speedometer
---------	-------	--------	-------------



1968-70 B-Body Rallye Clock



Reproduction clock with white markings for 1968-70 Charger and other B-Body models with Rallye Gauges. Manufactured to exact factory specifications and designed to replace the original gauge. Pre-packaged in OER® box.

1968-70 Charger
1968-70 Coronet
1968-70 Super Bee
1970 GTX
1970 Road Runner
1970 Sport Satellite

1277445	68-70	B-Body	clock
---------	-------	--------	-------



1968-70 B-Body Rallye Tach/Clock

A high quality reproduction tachometer/clock for 1968-70 B-Body models with Rallye gauges. Tachometer face with white markings is designed to duplicate the original in every detail. Correctly calibrated and ready to install. Pre-packaged in OER® box.

1968-70 Charger
1968-70 Coronet
1968-70 Super Bee
1970 GTX
1970 Road Runner
1970 Sport Satellite

1277441	68-70	B-Body	tach/clock
---------	-------	--------	------------



1277443



1277449



1277453



1277442

1968-70 B-Body Rallye Gauges



Reproduction instrument cluster gauges for 1968-70 B-Body models with Rallye gauges. Manufactured to exact factory specifications with white markings. Each gauge will replace the original assembly exactly. Pre-packaged in OER® box.

1968-70 Charger
1968-70 Coronet
1968-70 Super Bee
1970 GTX
1970 Road Runner
1970 Sport Satellite

1277443	68-70	B-Body	fuel gauge
---------	-------	--------	------------

1277449	68-70	B-Body	oil pressure gauge
---------	-------	--------	--------------------

1277453	68-70	B-Body	ammeter gauge
---------	-------	--------	---------------

1277442	68-70	B-Body	temperature gauge
---------	-------	--------	-------------------

Mopar Reproduction Gauges



1277446



2985954



1970-74 Challenger, E-Body Rallye Speedometers

Reproduction of the original speedometer used on 1970-74 Challenger and other E-Body models. This reproduction gauge with white markings is manufactured to exact factory specifications and designed to replace the original gauge. Pre-packaged in OER® box.

1277446	70-71	Challenger, E-Body
2985954	72-74	Challenger, E-Body



1970-74 Challenger, E-Body Rallye Tachometer

A high quality reproduction of the original tachometer used on 1970-74 Challenger and other E-Body models. Tachometer face with white markings is designed to duplicate the original in every detail. Correctly calibrated and ready to install. Pre-packaged in OER® box.

1277447	70-74	Challenger, E-Body
---------	-------	--------------------



1277452



2985947

1970-74 Challenger, E-Body Rallye Clock



Reproduction instrument cluster clocks for 1970-74 Challenger and other E-Body models. Manufactured to exact factory specifications with white markings as original. Pre-packaged in OER® box.

1277452	70-71	Challenger, E-Body
2985947	72-74	Challenger, E-Body

New!

1970 Challenger Standard Speedometer



OER® reproduction 120 MPH speedometer found on all 1970 Dodge Challenger models with standard gauges. Manufactured to exact specifications including correct color, lettering and fonts. Officially licensed Mopar Authentic Restoration Product. Pre-packaged in OER® chipboard box.

2984966	70	Challenger
---------	----	------------



New!

1970-74 E-Body Standard Speedometer



OER® reproduction 120 MPH speedometer for 1970-74 Plymouth E-Body Barracuda, 'Cuda and 1971-74 Dodge Challenger models. Manufactured to exact specifications including correct color, lettering and fonts. Officially licensed Mopar Authentic Restoration Product. Pre-packaged in OER® chipboard box.

Note: Not for use on 1970 Challenger models.

2984964	70-74	E-Body
---------	-------	--------



New!



2984952

2984951

1970-74 E-Body Dash Clock

OER® reproduction dash clock found on 1970-74 E-Body models with standard gauges. Each clock is manufactured from stamped, die cut steel with correct markings and colors. These clocks are upgraded from mechanical to quartz movement components and are assembled using the best precision components to ensure accuracy and reliability. Pre-packaged in OER® chipboard box.

Challenger

2984952 70

2984951 71-74

Barracuda

2984951 70-74



2984174

2984140

1970-74 E-Body Clock

Delete Plate



OER® reproduction clock delete plate for 1970-74 Dodge and Plymouth E-Body models. This injection molded plate features the correct markings and takes the place of the dash clock on vehicles that did not include a dash clock assembly. Pre-packaged in OER® box with the Mopar Restoration logo.

Challenger

2984174 70 E-Body

2984140 71-74 E-Body

Barracuda/Cuda

2984140 70-74 E-Body



1277451

1277450

1277448

1277444

1970-74 Challenger, E-Body Rallye Gauges

Reproduction instrument cluster gauges for 1970-74 Challenger and other E-Body models. Manufactured to exact factory specifications with white markings as original. Each gauge will replace the original assembly exactly. Pre-packaged in OER® box.

1277451 70-74 fuel gauge

1277450 70-74 temperature gauge

1277448 70-74 oil pressure gauge

1277444 70-74 ammeter gauge



New!



2984159

2984160

2984161

1970 Challenger Standard Gauges

OER® reproduction dash gauges for 1970 Challenger models with standard gauges. Manufactured to fit and function as original. Officially licensed Mopar Authentic Restoration Product. Pre-packaged in OER® chipboard box with the Mopar Restoration logo.

2984159 70 fuel gauge

2984160 70 temp gauge

2984161 70 amp gauge

New!



2984119

2984120

2984121

1970-74 E-Body Standard Gauges

OER® reproduction dash gauges for 1970-74 Dodge and Plymouth E-Body models (exc. 1970 Challenger) with standard gauges. Manufactured to fit and function as original. Officially licensed Mopar Authentic Restoration Product. Pre-packaged in OER® chipboard box with the Mopar Restoration logo.

Note: Not for use on 1970 Challenger models.

2984119 70-74 fuel gauge

2984120 70-74 temp gauge

2984121 70-74 amp gauge

1967 Mopar A, B-Body Speedometer Cable

Reproduction speedometer cable for 1967 Dodge and Plymouth A, B-Body models. Includes the original style rubber grommets for installation. Pre-packaged in OER® polytube.

2822713 67 A, B-Body



1968-76 Mopar A, B, E-Body Speedometer Cable

Reproduction speedometer cable for 1968-76 Dodge and Plymouth A, B, E-Body models. This cable measures 62" in length and includes original style rubber grommets for installation. Pre-packaged in OER® polytube.

3592360 68-76 A, B, E-Body



Mopar Interior Items



OER AUTHORIZED

1964 Mopar A-Body Instrument Cluster Bezel

Reproduction of the instrument cluster bezel for 1964 Plymouth Barracuda and Valiant models. Manufactured from injection molded plastic to factory specifications for a perfect fit and appearance.

MA1528 64 A-Body



MA2479



2496389

OER AUTHORIZED

1965 Mopar A-Body Instrument Cluster Bezel

Reproduction of the instrument cluster bezel for 1965 Barracuda, Valiant and Dart models. Manufactured with correct gauge holes, mounting points and finish as original.

MA2479 65 Barracuda, Valiant
2496389 65 Dart



OER AUTHORIZED

1964 Mopar A-Body Dash Switch/Shifter Bezel

Reproduction dash switch/shifter bezel for 1964 Plymouth Barracuda and Valiant models. Mounts to the left of the instrument cluster bezel and features the holes for the wiper switch, headlamp switch, park brake lever and gear shift push-buttons. Manufactured from injection molded plastic to factory specifications for a perfect fit and appearance.

MA1529 64 A-Body

New!



1970-74 E-Body Standard Dash Lens

OER® reproduction of the original instrument panel gauge lens for 1970-74 Barracuda and Challenger models equipped with standard gauges. This reproduction is manufactured with crystal clear high quality injection molded material. Each lens is produced to Mopar specs and features correct markings and Pentastar logo. Each lens also features the correct black paint accenting on lower half of the speedometer area. Officially licensed Mopar Authentic Restoration Product. Pre-packaged in OER® chipboard box with the Mopar Logo.

Note: Not for use on models originally equipped with Rallye gauges.

2984110 70-74 E-Body

Mopar Interior Items

New!



1967-76 A-Body Oil/Brake Light Housing

OER® reproduction of the original Brake/Oil housing used on 1967-76 Mopar A-Body Vehicles. This part fits and functions just like the original and includes the red lens and the cluster housing to Brake/Oil light housing gasket. Pre-packaged in OER® box.

MA679	67-73	A-Body
MA678	72-76	A-Body

New!



1970-74 E-Body Standard Turn Signal Lenses

OER® reproduction of the green turn signal lens covers that install on the inside of 1970-74 Dodge and Plymouth E-body models with standard gauge cluster housing. Sold as a pair. Pre-packaged in OER® polytube.

ME7074	70-74	E-Body
--------	-------	--------

New!



1970-74 E-Body Rallye Dash Indicator Lenses

OER® reproduction dash gauge indicator lenses for 1970-74 E-Body models with the Rallye Gauge package. 3 piece set of die-cut acrylic lenses includes the "LEFT" - "BRAKE" - "RIGHT" lenses in the correct color and font. Pre-packaged in OER® Polytube with Mopar Restoration Logo.

ME1489	70-74	E-Body
--------	-------	--------

OER AUTHORIZED

1968 Dodge B-Body Lower Dash Trim

Reproduction lower dash panel trim pieces for 1968 Dodge B-Body models. Manufactured in plastic with a chrome edge and features correct ribbed black texture as original. Includes mounting hardware. Sold in pairs.

1968 Charger
1968 Coronet
1968 Super Bee

MB1688	68	Dodge B-Body
--------	----	--------------



OER AUTHORIZED

1969-70 Dodge B-Body Lower Dash Trim

Reproduction lower dash panel trim pieces for 1969-70 Dodge B-Body models. Manufactured in plastic with a chrome edge and the correct pebble grain black texture as original. Sold in pairs.

1969-70 Charger
1969-70 Coronet
1969-70 Super Bee

MB1689	69-70	B-Body
--------	-------	--------



1967-76 Mopar A-Body Steering Column Cover

Reproduction lower steering column cover for 1967-76 A-Body models. Manufactured from injection molded plastic, this cover panel attaches to the dash under the steering column. Features Pentastar logo and Mopar part number as original. Pre-packaged in OER® box.

2822789	67-69	A-Body
2984581	70-76	A-Body

Mopar Interior Items



1970-71 Mopar E-Body Rim-Blow Steering Wheel

OER® Reproduction of the Rim-Blow steering wheel for 1970-71 E-Body models including 1970 Challenger and 1970-71 Barracuda/Cuda models. Manufactured to factory specifications with the correct wood grain pattern as original, this steering wheel features the correct inner horn activating ring around the whole wheel that made the Rim-Blow steering wheel unique. For models originally equipped with S83 Rim-Blow steering wheel option.

4020FTX 70-71 E-Body

1970-76 Mopar Rim-Blow and Tuff Wheel Mounting Nut



Reproduction steering wheel mounting nuts for 1970-76 Dodge and Plymouth models equipped with "Rim-Blow" and "Tuff" steering wheels. These nuts secure these optional steering wheels to the hub. Manufactured in the correct "Lug Nut" configuration. Sold individually. 3 required. Pre-packaged in OER® polytube.

6029392 70-76 mounting nut

1970-71 Mopar E-Body Rim-Blow Steering Wheel Hub



OER® Reproduction of the Rim-Blow steering wheel hub used to mount the Rim-Blow steering wheel on 1970-71 E-Body models including 1970 Challenger and 1970-71 Barracuda/Cuda models. Manufactured to factory specifications with the correct shape and contours as original. For models originally equipped with S83 Rim-Blow steering wheel option.

2950812 70-71 E-Body

1970 Challenger Steering Wheel Center Pad and Emblem

Reproduction steering wheel center pad and emblem for 1970 Challenger and Challenger T/A models that came equipped with the optional S83 Rim Blow steering wheel. Manufactured to factory specifications, this center pad is original equipment for Challenger models and is a popular add-on for various other Dodge models. Molded in black with authentic aluminum Dodge circular emblem insert. Center pad is pre-packaged in OER® chipboard box. Emblem is pre-packaged in OER® polytube.



ME8139 MW754

ME8139	70	Challenger	center pad w/emblem
NW754	70	Challenger	emblem only

1970-71 Plymouth E-Body Rim-Blow Steering Wheel Center Cap



OER® Reproduction of the Rim-Blow steering wheel horn cap for 1970-71 Barracuda/Cuda models with the S83 Rim-Blow steering wheel option. Manufactured to factory specifications with the correct chrome ring, rubber pad and bolt heads as original. For models originally equipped with S83 Rim-Blow steering wheel option.

ME8136 70-71 Plymouth E-Body



New!



2925137

2880970

2950846

1968-69 Dodge, Plymouth, Barracuda Horn Cap Emblems

OER® reproduction of the original horn cap emblems for 1968-69 Dodge models with standard or wood grain style wheels, 1968-69 Plymouth models, and 1969 Barracuda models. Manufactured from high quality injection molded plastic featuring the correct design & factory style detail paint. Pre-packaged in OER® box.

Dodge

1968-69 Dart
1968-69 Charger
1968-69 Super Bee
1968-69 Coronet
1968-69 Polara
1968-69 Monaco

Plymouth

1968-69 Valiant
1968-69 Belvedere
1968-69 Fury

Barracuda

1969 All

2925137	68-69	Dodge
2880970	68-69	Plymouth
2950846	69	Barracuda

New!



MD2169

MR327

1962-70 A & B-Body Accelerator Pedal



OER® reproduction accelerator pedal pad for 1962-70 A & B-Body models. This quality reproduction is produced with an embedded steel core and pre-installed mounting studs as original. Officially licensed Mopar Authentic Restoration Product. Pre-packaged in OER® polytube.

Dodge	Plymouth
1962-64 Dart	1962-64 Fury
1962-64 Polara	1962-64 Saroy
1963-64 330	1962-65 Belvedere
1963-64 440	1966-70 Charger
1965 Coronet	1966-70 Road Runner
1966-70 Charger	1966-70 Satellite

MD2169	62-65	A & B-Body
MR327	66-70	B-Body

New!



MD2144

1971-74 Mopar A, B, E-Body Accelerator Pedal



Reproduction accelerator pedal for Dodge and Plymouth A, B and E-body models. These injection molded ABS pedals include plastic pedal, stainless steel bezel, and installation hardware for a complete replacement. All components are also available separately. Officially licensed Mopar Authentic Restoration Product. Pre-packaged in OER® polytube.

1971-72 A/B/C/E-Body	
MD2144	71-72 pedal/bezel/hardware
3572527	71-72 pedal
MD1620	71-72 bezel
MD2608	71-72 hardware

1973-74 B/C/E-Body	
ME1614	73-74 pad/bezel/hardware
3671724	73-74 pedal
MD1620	73-74 bezel
MD2609	73-74 hardware

New!



1962-65 Mopar A, B-Body Brake and Clutch Pedal Pads

OER® reproduction of the original brake or clutch pedal pad for 1962-65 Dodge and Plymouth models with a manual transmission. Sold individually. Pre-packaged in OER® Polytube with Mopar Restoration Logo.

MD2190	62-65	A, B-Body
--------	-------	-----------

New!



1962-66 Mopar A, B-Body Automatic Brake Pedal Pad

OER® reproduction of the original brake pedal pad for 1962-66 Dodge and Plymouth models with an automatic transmission. Measures 6" x 2". Pre-packaged in OER® polytube.

MD2188	63-66	A-Body
MD2188	62-65	B-Body

New!



1966-70 Mopar A, B, E-Body Automatic Brake Pedal Pad

OER® Reproduction of the original brake pedal pad for 1966-70 Dodge and Plymouth models including Barracuda, Belvedere, Challenger, Charger, Coronet, Cuda, Dart, GTX, Road Runner, Satellite and Coronet Superbird models with an automatic transmission. Measures 6-1/2" x 2-3/8". Pre-packaged in OER® polytube with Mopar Restoration Logo.

MD2189	66-70	A, B, E-Body
--------	-------	--------------

1966-70 A, B-Body Brake and Clutch Pedal Pads

New!

Reproduction brake and clutch pedal pads for 1966-70 Dodge and Plymouth models including Barracuda, Belvedere, Charger, Coronet, Cuda, Dart, GTX, Road Runner, Satellite, Superbird and Valiant models with an automatic transmission. Sold as a pair. Measures 3-3/4" x 2-1/4". Pre-packaged in OER® polytube with Mopar Restoration logo.

MD2191	66-70	A, B-Body
--------	-------	-----------

1970-72 B, E-Body Brake and Clutch Pedal Pad

New!

Reproduction of the original brake or clutch pedal pads for 1970-72 Dodge and Plymouth B, E-Body models including Barracuda, Challenger, Charger, Coronet, and Road Runner models with a manual transmission. Pre-packaged in OER® polytube with Mopar Restoration Logo.

MD2192	70-72	B, E-Body
--------	-------	-----------

1962-65 A, B-Body Park Brake Pedal Pad

New!

OER reproduction of the original parking brake pedal pad for 1962-65 Dodge and Plymouth models. Manufactured as original using premium grade rubber, this pad features the correct pattern and the wording "PARK". Pre-packaged in OER® polytube with Mopar Restoration Logo.

MD2193	62-65	A, B-Body
--------	-------	-----------

1966-70 A, B-Body Park Brake Pedal Pad

New!

OER® reproduction park brake pad for 1966-70 Dodge and Plymouth models including Barracuda, Belvedere, Charger, Coronet, Dart, GTX, Road Runner, Satellite and Superbird models with an automatic transmission. Measures 1-5/8" x 2-3/8". Pre-packaged in OER® polytube with Mopar Restoration Logo.

MD2194	66-70	A, B-Body
--------	-------	-----------

Mopar Console Parts



MB537

OER AUTHORIZED 

1966-70 B-Body Console Top Plate

Reproduction of the console top plate for 1966-70 B-Body models listed. Manufactured to factory specifications for a perfect fit. Choose between a woodgrain finish and black accents or a chrome plating and silver accents as original.

1966-70 Belvedere	1967-70 GTX
1966-70 Charger	1968-70 Road Runner
1966-70 Coronet	1968-70 Super Bee
1966-70 Coronet 500	1969 Charger Daytona
1966-70 Coronet R/T	1970 Superbird
1966-70 Satellite	

Chrome Plating

MB53766-68B-Body speed

MB53866-68B-Body automatic

Woodgrain Finish

MB539 69-70 B-Body 4 speed

MB540 69-70 B-Body automatic



MB541

OER AUTHORIZED 

1966-68 B-Body Console Door

Reproduction console door for 1966-70 B-Body models listed. Manufactured to factory specifications for a perfect fit. Choose between a woodgrain finish and black accents or a chrome plating and silver accents as original.

1966-70 Belvedere	1967-70 GTX
1966-70 Charger	1968-70 Road Runner
1966-70 Coronet	1968-70 Super Bee
1966-70 Coronet 500	1969 Charger Daytona
1966-70 Coronet R/T	1970 Superbird
1966-70 Satellite	

Chrome Plating

MB541 66-68 B-Body

Woodgrain

MB542 69-70 B-Body



1966-68 B-Body Console Rear Trim

Reproduction console box top rear trim for 1966-68 B-Body models. Manufactured to factory specifications for a perfect fit with chrome plating and silver accents as original, this trim piece attaches near the console door.

1966-68 Belvedere	1966-68 Satellite
1966-68 Charger	1967-68 GTX
1966-68 Coronet	1968 Road Runner
1966-68 Coronet 500	1968 Super Bee
1966-68 Coronet R/T	

MB543 66-68 B-Body



OER AUTHORIZED 

1969-70 B-Body Console Rear Trim

Reproduction console box top rear trim for 1969-70 B-Body models. Manufactured to factory specifications with a woodgrain finish and black accents as original.

1969-70 Belvedere	1969-70 Road Runner
1969-70 Charger	1969-70 Satellite
1969-70 Coronet	1969-70 Super Bee
1969-70 Coronet 500	1969-70 Charger Daytona
1969-70 Coronet R/T	1970 Superbird
1969-70 GTX	

MB544 69-70 B-Body

1966-70 B-Body Console Rear Trim

OER AUTHORIZED 

Reproduction console rear trim piece for 1966-70 B-Body models. Manufactured as original to factory specifications with chrome plating and black accents, this trim piece attaches to the rear of the console.

1966-70 Belvedere	1966-70 Satellite
1966-70 Charger	1968-70 Road Runner
1966-70 Coronet 500	1968-70 Super Bee
1966-70 Coronet R/T	1969 Charger Daytona
1966-70 GTX	1970 Superbird

MB545 66-70 B-Body



MB896



MB897

OER AUTHORIZED 

1964-70 Mopar B-Body Console Lamp and Lens Set

Reproduction console lamps for 1964-70 B-Body or convertible models with a center console. Set is manufactured with a bright chrome finish on the bezels with the correct color plastic lenses.

Note: Bulbs, wiring & mounting hardware not included.

1964	Polara 500 & Sport Fury
1965-70	Coronet 500, Coronet R/T & Satellite
1966-70	Charger
1967-70	GTX
1968-70	Road Runner & Super Bee

Lenses & Bezels

MB896 64-70 B-Body

Lenses Only

MB897 64-70 B-Body

New!



MB15104

OER AUTHORIZED 

1966-70 B-Body Console Side Trim

OER® reproduction console side trim for 1966-70 B-Body models. Manufactured from stainless steel and triple chrome plated for a deep, smooth finish. Fits 1966-70 Charger, Coronet, Super Bee, GTX, Satellite, Road Runner and Belvedere. Sold as a pair. Made in the USA. Pre-packaged in OER® polytube.

MB15104 66-70 B-Body automatic

MB15105 66-70 B-Body 4-speed

New!

1966-76 A, B-Body Shifter Slider

OER® reproduction console shifter slider for 1966-76 Dodge & Plymouth A-Body and 1966-70 B-Body with a automatic transmission. Manufactured as original for a perfect fit and function. Pre-packaged in OER® polytube.

MD4005 66-76 A-Body

MD4005 66-70 B-Body

1962-76 Package Tray Insulation **New!**

Reduce road noise, exhaust noise, heat and fumes in the passenger compartment by replacing or adding jute padding insulation beneath the package tray. Die-cut from quality jute padding to fit the specific vehicles listed, these insulation pads are an inexpensive way to provide a more comfortable atmosphere while driving. Pre-packaged in OER polytube. Made in USA.



MA1208



3 Piece Set Includes:

- 1 LH Trim Section
- 1 RH Trim Section
- 1 Center Piece

MB1503



4 Piece Set Includes:

- 3 Piece Upper Set
- 1 Lower Trim Section

MB1510



5 Piece Set Includes:

- 3 Piece Upper Set
- 2 Lower Corners

MB2802



6 Piece Set Includes:

- 3 Piece Upper Set
- 2 Lower Corners
- 1 Lower Trim Section

MB1506

New!

1964-70 B-Body Inner Rear Window Trim AUTHORIZED

Reproduction inner rear window trim for 1964-70 Dodge & Plymouth B-Body models. Manufactured with molded plastic as original. Available in black only, but can be painted to match the interior with OER® interior paint (sold separately).

1964-65 2 & 4 Door B-Body

MB1503 64-65 3 piece set

1968-70 Charger

MB1504 68-70 6 piece set
 MB2806 68-70 4 piece set
 MB2807 68-70 lower corners
 MB2808 68-70 lower trim

1968-69 Charger 500 & Daytona

MB1505 69 6 piece set
 MB2805 69 upper 3 pc set
 MB2807 68-69 lower corners
 MB2808 68-69 lower trim

1968-70 Coronet

MB1506 68-70 6 pc set

1968-70 Coronet RT & 440

MB2802 68-70 5 piece set
 MB1507 68-70 uppers 3 pc set
 MB1508 68-70 lower corners
 MB1509 68-70 lower trim

1968-70 Plymouth B-Body

MB1510 68-70 4 piece set
 MB2803 68-70 upper 3 pc set
 MB2804 68-70 lower trim

A-Body Insulation

Barracuda Coupe

MA1200 67-69 (notchback)

Dart Hardtop

MA1201 63 2 dr hardtop
 MA1202 64 2 dr hardtop
 MA1203 65-66 2 dr hardtop
 MA1204 67-74 2 dr hardtop

Dart Sedan

MA1205 63 4 dr sedan
 MA1206 64 4 dr sedan
 MA1207 74-76 4 dr sedan

Dart Sport

MA1208 73-76 w/fi xed rear seat M

Demon

MA1208 71-72 w/fi xed rear seat

Duster

MA1208 70-76 w/fi xed rear seat

Valiant Hardtop

MA1209 62 2 dr hardtop
 MA1210 63-65 2 dr hardtop
 MA1211 66 2 dr hardtop

Valiant Sedan

MA1212 63-65 2 dr sedan
 MA1211 66 2 dr sedan
 MA1213 67-69 2/4 dr sedan

B-Body Insulation

330, 440 Sedan

MB1300 63 2 dr sedan

440 Hardtop

MB1301 64 2 dr hardtop

Belvedere Hardtop

MB1302 63 2 dr hardtop
 MB1301 64 2 dr hardtop
 MB1303 65 2 dr hardtop
 MB1304 66-67 2 dr hardtop

Belvedere Sedan

MB1305 65 4 dr sedan
 MB1306 66-67 4 dr sedan
 MB1307 68 4 dr sedan

Charger

MB1308 68-70
 MB1309 71-74

Coronet Hardtop

MB1303 65 2 dr hardtop
 MB1304 66-67 2 dr hardtop
 MB1310 68-70 2 dr hardtop

Coronet Sedan

MB1305 64-65 2 dr sedan
 MB1305 64-65 4 dr sedan
 MB1309 71-74 4 dr sedan

Daytona

MB1312 69

Fury, Sport Fury Hardtop

MB1313 62 2 dr hardtop
 MB1302 63 2 dr hardtop
 MB1301 64 2 dr hardtop
 MB1305 64 4 dr hardtop

Fury Sedan

MB1305 64 2 dr sedan
 MB1305 64 4 dr sedan

GTX

MB1304 67
 MB1310 68-70
 MB1309 71-74

Polara, Polara 500 Hardtop

MB1315 63 2 dr hardtop
 MB1301 64 2 dr hardtop
 MB1305 64 4 dr hardtop

Polara Sedan

MB1300 63 2 dr sedan
 MB1305 64 4 dr sedan

Road Runner

MB1310 68-70
 MB1309 71-74
 MB1316 75

Satellite Hardtop

MB1303 65 2 dr hardtop
 MB1304 66-67 2 dr hardtop
 MB1310 68-70 2 dr hardtop

Satellite Sedan

MB1307 68 4 dr sedan

Savoy Sedan

MB1317 64 2 dr sedan

Superbird

MB1318 70

E-Body Insulation

Barracuda

ME1010 70-74

Challenger

ME1011 70-74

Dodge/Plymouth Reproduction Emblems



1971-72 Charger Front Bumper Emblem

Reproduction of the front bumper emblem for 1971-72 Charger models. Mounts to the center of the bumper and features the correct colors as original. Includes mounting hardware. Made in the USA!

3464348 71-72 Charger



1968 Coronet R/T Grill Emblem



Reproduction of the "R/T" grill emblem for 1968 Coronet "R/T" models. Features the correct red fill, bright accents, black edging and correct mounting studs as original. Includes mounting hardware. Made in the USA!

2786711 68 Coronet R/T



1969 Super Bee Grill Emblem



Authentic die cast reproduction of the original Super Bee Grill emblem that was installed on 1969 Dodge Super Bee models. Emblem features 3 fins on the locating studs that align it with the vertical rows on the 1969 Coronet grill. The flat design of this emblem also makes it a good choice for custom applications. Manufactured in the USA!

2949303 69 Super Bee

New!



1969 Charger 500 Grill Emblem



OER® reproduction of the original "Charger" grill emblem designed for use on the following applications. This exact reproduction includes mounting hardware for installation. Pre-packaged in OER® box with Mopar Restoration Logo.

Note: This is also a rear panel emblem for 1968 Charger.

2840066 69 Charger 500



detail

1969 Charger Grill/Headlamp Door Emblem



Reproduction of the "Charger" emblem located on the headlamp door of the 1969 Charger front grill assembly. Features the correct finish and mounting studs as original. Includes mounting hardware. Made in the USA!

2898929 69 Charger



1970 Barracuda Plymouth Grill Emblem



Reproduction of the "Plymouth" grill emblem for 1970 Barracuda models. Manufactured in the correct font style with a chrome finish on a black background as original. Includes mounting hardware. Made in the USA!

2998282 70 Barracuda



detail

1970 Charger Grill Emblem



Reproduction of the "Charger" grill emblem for 1970 Charger models. Manufactured in the correct font style with a chrome finish as original. Includes mounting hardware. Made in the USA!

2998278 70 Charger



1972-74 Challenger Script Grill Emblem



Authentic die cast reproduction of the original Challenger grill emblem for 1972-74 models. Emblem features correct locating studs as original. Manufactured in the USA!

3573505 72-74 Challenger

Dodge/Plymouth Reproduction Emblems



1967 GTX Hood Ornament

Reproduction of the hood ornament for 1967 GTX models. This complete ornament features the correct red paint, chrome accents and includes the base, gasket and retainer. Mounting hardware is included. Made in the USA!



2785534 67 GTX

HEMI

1969 HEMI Hood Emblem



Authentic reproduction HEMI hood emblem that was installed on each side of the hood on 1969 GTX, Road Runner models equipped with the Air Grabber hood and 1969 Coronet R/T and Super Bee models equipped with Ram Charger hoods. Emblem features correct locating studs. Manufactured in the USA!

2898876 69 HEMI

440 HEMI

3613278

2898876

1969-70 B-Body Hood Emblem



Reproduction of the 1969-70 B-Body "440" and "HEMI" engine callouts for 1969 Road Runner and GTX and 1969-70 Coronet R/T and Super Bee models with air induction option. Each emblem features the correct finish and mounting studs as original. Includes mounting hardware. Made in the USA!

3613278 69-70 440

2898876 69-70 HEMI



1970 Super Bee Hood Emblem



Authentic die cast reproduction of the original Super Bee hood emblem that was installed on 1970 Dodge Super Bee models. Emblem is thicker on each end and angles in toward the center to fit the contour of the Coronet hood. Manufactured in the USA!

2998065 70 Super Bee

R/T



detail

1970 Coronet R/T Hood Emblem



Reproduction of the "R/T" hood emblem for 1970 Coronet "R/T" models. Features the correct red fill, bright accents, black edging and correct mounting studs as original. Includes mounting hardware. Made in the USA!

2998066 70 Coronet R/T

cuda 383

1970-71 'Cuda 383 Hood Emblem



Authentic reproduction of the original 'Cuda 383 hood emblem that was installed on each side of the hood on 1970-71 'Cuda models equipped with 383ci engine and 'Cuda style hood. Emblem features correct locating studs. Manufactured in the USA!

2998796 70-71 'Cuda 383

cuda 440-6

1970-71 'Cuda 440-6 Hood Emblem



Authentic reproduction of the original 'Cuda 440-6 hood emblem that was installed on each side of the hood on 1970-71 'Cuda models equipped with or without fresh air option. Emblem features correct locating studs. Manufactured in the USA!

2998798 70-71 'Cuda 440-6

cuda 340

1970-73 'Cuda 340 Hood Emblem



Authentic reproduction of the original 'Cuda 340 hood emblem that was installed on each side of the hood on 1970-71 'Cuda models equipped with Shaker hood and 1972-73 'Cudas equipped with 'Cuda hood. Manufactured in the USA!

3443159 70-73 'Cuda 340

Dodge/Plymouth Reproduction Emblems

383 MAGNUM



1970-71 383 Magnum Hood Emblem



Authentic reproduction of the original 383 Magnum hood emblem that was installed on each side of the hood on 1970-71 Challenger models equipped with the R/T or Shaker hood. Each emblem measures approximately 5-3/4" in length and secures to the hood with two pins. Manufactured in the USA!

2998801	70-71	383 Magnum
---------	-------	------------

440 MAGNUM



1970-71 440 Magnum Hood Emblem



Authentic reproduction of the original 440 Magnum hood emblem that was installed on each side of the hood on 1970-71 Challenger models equipped with the dual scoop R/T hood. Manufactured in the USA!

2998802	70-71	440 Magnum
---------	-------	------------

340 MAGNUM



1971-73 340 Magnum Hood Emblem



Reproduction of the "340 Magnum" hood emblem for 1971-73 Charger Rallye models with a 340 and Power Bulge Hood and 1973 Challenger models with 340 engine. Manufactured in the correct font style and red color with chrome as original. Includes mounting hardware. Made in the USA!

3573632	71-73	Charger Rallye
3573632	73	Challenger

V8



1966-70 Dodge/Plymouth V-8 Emblem



Authentic reproduction of the "V-8" fender emblem that was originally factory installed on select 8-cylinder equipped Dodge and Plymouth vehicles. Fits a variety of applications. Emblem features correct locating studs as original. Manufactured in the USA!

1966-70	Belvedere	1968-69	Dart
1966-70	Coronet	1970	Challenger
1967	Charger		

2579748	66-70	V-8
---------	-------	-----

383 383

2579804

2785749

1966-71 Mopar 383 FOUR BARREL Emblem

Authentic reproduction of the "383 FOUR BARREL" fender emblem that was originally factory installed on a variety of Dodge and Plymouth vehicles. Emblem features correct locating studs as original. Manufactured in the USA!

1967	Barracuda	1969-70	Super Bee
1968	Dart GTS	1970-71	Barracuda
1966	Charger		
1969-70	Coronet		

2579804	66-71	block emblem
2785749	66-71	red emblem

Barracuda



1967 Barracuda Fender Emblem



Reproduction of the "Barracuda" fender emblem for 1967 Plymouth Barracuda models. Features the correct style font, color and accents and correct mounting studs as original. Includes mounting hardware. Made in the USA!

2582878	67	Barracuda
---------	----	-----------

New!



MD7087



MD7086

1967-72 RH Fender Emblem



OER® reproduction of the RH fender emblem designed for 1967-72 Dodge and Plymouth models. This exact reproduction attaches to the lower portion of the passenger side fender. Pre-packaged in OER® polytube with the Mopar Restoration Logo.

MD7087	67-72	gold
MD7086	67-72	silver



2786591

2786590

1968 Barracuda Fender Emblems



Reproduction of the fender emblems for 1968 Plymouth Barracuda models. Features the correct style Barracuda Fish/V8 logo with the correct black and red coloring with chrome accents and mounting studs as original. Includes mounting hardware. Made in the USA!

2786591	68	Barracuda	LH
2786590	68	Barracuda	RH

Dodge/Plymouth Reproduction Emblems

Barracuda

2898938

Barracuda

2786559

1968 Barracuda Fender Emblem



Reproduction chrome fender emblem for 1968 Barracuda models. This die-cast script emblem is manufactured to exact specifications. Features correct Chrysler markings and numbers on reverse side. Includes mounting hardware. Made in USA.

2898938	68	w/ chrome accent
2786559	68	w/ black accent

Barracuda

1970 Barracuda Fender Emblem



Reproduction of the "Barracuda" fender emblem for 1970 Barracuda models. Features the correct font and finish with black accents and correct mounting studs as original. Includes mounting hardware. Made in the USA!

2786559	70	Barracuda
---------	----	-----------

SUPER BEE

1971 Super Bee Fender Emblem



Reproduction of the front fender emblem for 1971 Dodge Super Bee models. Manufactured as original with chrome lettering and black accents. Sold individually.

3504804	71	Super Bee
---------	----	-----------

DART

1969-70 Dart Fender Emblem



Reproduction of the "Dart" fender emblem for 1969-70 Dodge Dart models. Features the correct style font and black color with chrome accents and correct mounting studs as original. Includes mounting hardware. Made in the USA!

2901894	69-70	Dart
---------	-------	------



1971-74 Charger Fender and Door Emblem



Die-cast reproduction arrow emblem for 1971-74 Charger models. Attaches to both the front fenders and doors, emblems features the correct black, white and red colors with chrome edging. Emblem features mounting studs as original and includes mounting hardware. Made in the USA!

3506410	71-74	Charger
---------	-------	---------

1969-70 Mopar 440 Fender Emblem



Reproduction "440" fender emblem for 1969-70 Dodge Coronet 440 models. Includes mounting hardware. Pre-packaged in OER® polytube.

2901810	69-70	440
---------	-------	-----

440

CORONET

1969-72 Coronet Fender Emblem



Reproduction "Coronet" fender emblem for the 1969-72 Dodge Coronet 440 models. Includes mounting hardware. Pre-packaged in OER® polytube.

2901751	69-72	Coronet
---------	-------	---------

Charger

1971-74 Charger Fender/Door Emblem



Reproduction of the "Charger" fender emblem for 1971 and door emblem for 1973-74 Dodge Charger models. Features the correct chrome finish with black accents and correct mounting as original for the years and applications listed. Pin style includes mounting hardware. Made in the USA!

Fender

3504807	71	pin style
---------	----	-----------

Door

3504807A	73-74	adhesive backed
----------	-------	-----------------

Dodge/Plymouth Reproduction Emblems



1972 Demon Fender Emblem



Reproduction of the "Demon" fender emblem for 1972 Dodge Demon models. Features the correct yellow and red color with chrome accents and correct mounting studs as original. Includes mounting hardware. Made in the USA!

3680247 72 Demon



1967 & 1970 Dodge SE Quarter Panel Emblem

Reproduction of the "SE Special Edition" quarter panel emblems for 1967 Coronet 500, R/T models and 1970 Charger 500, R/T Special Edition models. Features the correct font and finish with black accents and correct mounting studs as original. Includes mounting hardware. Made in the USA!

2782966 67 Coronet 500, R/T
2782966 70 Charger 500, R/T



1970-74 Road Runner Quarter Panel Emblem

Reproduction of the "road runner" quarter panel emblems for 1970-74 Road Runner models. Features the correct font and finish with black accents and correct mounting studs as original. Includes mounting hardware. Made in the USA!

K699 70-74 "road" & "runner"



1967-69 Hemi Deck Lid Emblem



Reproduction of the "Hemi" deck lid emblem for 1967-69 Plymouth Belvedere models. Features the correct style font and finish with black accents and correct mounting studs as original. Includes mounting hardware. Made in the USA!

2840867 67-69 HEMI



1969 Super Bee Trunk Lid Emblem



Reproduction of the Super Bee trunk lid emblem for 1969 Dodge Super Bee models. Manufactured in the correct "Bee" style with yellow and black coloring, chrome trim and correct mounting studs as original. Includes mounting hardware. Made in the USA!

2964635 69 Super Bee



1970 Dart Swinger Trunk Emblem



Reproduction "Swinger" trunk emblem for 1970 Dodge Dart models. Includes mounting hardware.

3446102 70 Dart Swinger



1971 Charger Trunk Lid Emblem



Authentic die cast reproduction of the original "Charger Dodge Division" emblem that was installed on the trunk lid on 1971 Charger models. Adhesive backed design just like the original features easy peel and stick application. Manufactured in the USA!

3570035 71 Charger

New!



1968 Satellite Rear Panel Emblem



OER® reproduction of the "Satellite" rear panel emblem designed for all 1968 models. Each die-cast reproduction is manufactured to exact specifications featuring correct chrome finish and Chrysler markings on rear of emblem. This emblem is produced with the option of mounting just as the original by "spin welding" the mounting studs to the rear panel if the equipment is available. Can use the enclosed push style retaining nuts for a much simpler install, this seems to be much more feasible for the average user. Officially licensed Mopar Authentic Restoration Product. Pre-packaged in OER® chipboard box.

2842387 68 Satellite

Dodge/Plymouth Reproduction Emblems

New!



1968 GTX Tail Panel Emblem



OER® reproduction of the original "GTX" tail panel emblem designed for use on all 1968 Plymouth GTX models. Each die-cast reproduction is manufactured to exact specifications featuring correct chrome finish and Chrysler markings on rear of emblem. This emblem is produced with the option of mounting just as the original by "spin welding" the mounting studs to the rear panel if the equipment is available. Can use the enclosed push style retaining nuts for a much simpler install. This seems to be much more feasible for the average user. Officially licensed Mopar Authentic Restoration Product. Pre-packaged in OER® chipboard box.

MFI724 68 GTX



1968 Charger Tail Panel Emblem



Reproduction of the deck lid emblem for 1968 Charger models. Features the correct black, white and red coloring and mounting studs as original. Includes mounting hardware. Made in the USA!

2840065 68 Charger

New!



1968 Charger Rear Panel Emblem



OER® reproduction of the original "Charger" rear panel emblem designed for use on the following applications. Each emblem includes mounting hardware for installation. Pre-packaged in OER® box with Mopar Restoration Logo.

Note: This is also a grill emblem for 1969 Charger.

2840066 68 Charger R/T
2840066 68 Charger 2 dr hdtp



1969 Charger R/T Tail Panel Emblem

Authentic die cast reproduction of the original R/T emblem that was installed on the tail panel on 1969 Dodge Charger R/T models. Emblems feature correct locating studs as original. Made in the USA!

2902389 69 Charger R/T



detail

1970 Charger R/T Rear Panel Emblem



Reproduction rear panel emblem for 1970 Charger R/T. Manufactured to original specifications for an authentic fit and appearance. Made in USA!

2965253 70 Charger R/T



1970 500 Rear Finish Panel Emblem

Authentic reproduction of the original "500" emblem that mounts on the rear finish panel on 1970 Charger 500 and 1970 Coronet 500 models. This is the rivet-on version that features a short 3/16" molded-in die-cast rivet stud. Emblem is installed to the panel by rivet peening. Made in the USA!

3505338 70 500



1970 Charger Rear Panel Emblem



Reproduction of the Charger rear panel emblem for 1970 Dodge Charger models. Manufactured in the correct font, finish and coloring. Includes mounting hardware. Made in the USA!

2902306 70 Charger



detail

1970 Coronet R/T Rear Panel Emblem



Reproduction of the Coronet R/T rear panel emblem for 1970 Dodge Coronet models. Manufactured in the correct red and black coloring with chrome accents. Includes mounting hardware. Made in the USA!

3444609 70 Coronet R/T

Dodge/Plymouth Reproduction Emblems

Barracuda



1971-74 Barracuda Rear Panel Emblem



Reproduction of the Barracuda rear panel emblem for 1971-74 Plymouth Barracuda models. Manufactured in a bright chrome finish as original. Includes mounting hardware. Made in the USA!

3505456 71-74 Barracuda

PLYMOUTH



1966-73 Plymouth Hood/Trunk Letters



Reproduction of the "PLYMOUTH" hood and trunk letters for various 1966-73 models. Features the correct style font, black color with chrome accents and correct mounting studs as original. Includes mounting hardware. Made in the USA!

RM4124 66-73 hood

RM4124 66-73 trunk



2785518



2785518 detail



2840214



2840214 detail

1967 Plymouth GTX Emblems



Authentic die cast reproductions of the original "GTX" emblems that were installed on the fenders, rear deck lid and in between the rear seats on 1967 Plymouth GTX models. The fender emblem measures 3-1/2" in length while the smaller trunk lid/rear seat emblem measures 2-3/4" in length. Emblems feature correct locating studs as original. Manufactured in the USA!

2785518 67 "GTX" fender emblem

2840214 67 "GTX" trunk/rear seat



1967-68 Barracuda Hood/Trunk Emblem

Correct die-cast reproduction of the hood and trunk emblem for 1967-68 Barracuda models. Each emblem features the correct "fish" design, bright chrome finish and correct mounting studs as original. Includes mounting hardware. Made in the USA!

2784610 67-68 hood emblem

2784610 67-68 trunk emblem



road runner

road runner



New!

1968-69 Road Runner Dash/Door/Trunk Emblem & Insert

Reproduction of the "road runner" emblem and insert for 1968-69 Road Runner models. These emblem were placed on the dash, outer door and trunk lid on 1968 models and the dash on 1969 models. Inserts feature the correct font and finish with black accents and adhesive backing. The complete emblems have a steel backing with correct mounting studs as original. Includes mounting hardware.

MB6869 68-69 insert only

2785877 68-69 complete emblem

PLYMOUTH

1968-72 Plymouth Emblem



Authentic die cast reproduction of the original Plymouth emblem that was installed in many locations and on a wide variety of A-body, B-body and C-body models. Emblem features correct locating pins as original. Manufactured in the USA!

Plymouth A-Body

1968-69 Barracuda - Front Header Panel

1968-69 Valiant - Rear Deck Lid

1969-72 Valiant - Hood

1970-72 Duster - Hood

Plymouth B-Body

1968-69 Belvedere - Hood, Rear Deck Lid

1971-72 Satellite 4 door - Hood

Plymouth C-Body

1968-69 Fury - Hood

1970-71 Fury wagon - Tailgate

2785791 68-72 Plymouth



road runner



1969-74 Road Runner Door/Deck Lid Emblem Set

Reproduction of the 1969 door emblems and 1969-74 deck lid emblems on Road Runner models. Features the correct font and finish with black accents and correct mounting studs as original. Includes mounting hardware. Made in the USA!

1969 door

1969-74 deck lid

K699 69-74 door & deck lid

New!

Cuda

1970-74 'Cuda Fender/Tail Panel Emblem



OER® reproduction die-cast 'Cuda emblem for Barracuda models. Features a brushed look surface with correct black accents as original. This adhesive backed emblem is attached to the front fender on 1972-74 Barracuda models and to the rear tail panel on 1970 models built after April 1st (2nd design) and all 1971-1974 models. Pre-packaged in OER® box with Mopar Restoration Logo.

ME1750 72-74 fender (2 req)

ME1750 70-74 tail panel

Dodge/Plymouth Reproduction Emblems

Challenger

1970-74 Challenger Emblem



Reproduction of the "Challenger" emblem for 1970-74 Challenger models. For use on the deck lid, fender and quarter panel. Features the correct font and finish with black accents. Available in a 3 pin mounting style or adhesive backed design for easy peel and stick application. The 3 pin mounting style includes hardware. Pre-packaged in OER® box with Mopar Restoration Logo. Made in the USA!

1970 Deck Lid
1970-72 Fender
1973-74 Quarter Panel

3444938	70-74	adhesive backed
3445224	70-74	3 pin style

Barracuda

1971-74 Barracuda Door/Tail Panel Emblem



Authentic die cast reproduction of the original Barracuda door and tail panel emblem that was installed on 1971-74 non-performance models. Emblem features correct locating pins as original. Manufactured in the USA!

3505456	71-74	Barracuda
---------	-------	-----------

DART

1971-74 Dart Emblem



Authentic die cast reproduction of the original DART emblem that was installed in various locations including the front fenders on 1971-74 Dodge Dart models and the rear deck lid on 1973-74 Dart Sport models. Emblem features correct locating studs as original. Manufactured in the USA!

3505419	71-74	front fenders
3505419	73-74	deck lid



1972-74 GTX Emblem



Reproduction of the "GTX" emblem for 1972-74 Road Runner "GTX" models. Emblem is for the trunk and fender on 1972 Road Runner models and on the hood of 1973-74 Road Runner models. Attaches with adhesive backing. Made in the USA!

3680160	72	fender/trunk
3680160	73-74	hood

DUSTER



1972-76 Duster Fender/Tail Panel Emblem



Authentic die cast reproduction of the original Duster emblem that was installed on each fender and on the rear tail panel of 1972-76 Plymouth Duster models. Emblem features correct locating pins as original. Manufactured in the USA!

3680304	72-76	Duster
---------	-------	--------



New!

1971-74 Barracuda & Challenger Dash Emblem & Insert

Reproduction dash emblem for 1971-74 Barracuda and Challenger models. Inserts feature the correct font and finish with black accents and adhesive backing. The complete emblems have a plastic backing with correct mounting studs as original. Includes mounting hardware.

Barracuda

ME7178	71-74	insert only
3590126	71-74	complete emblem

Challenger

ME7177	71-74	insert only
3590127	71-74	complete emblem



1970-72 Duster Door Panel Emblem



Reproduction "Duster" door panel emblem manufactured from correct plastic material. Features the word Duster with chrome finish as original. This emblem will fit both driver or passenger doors. Sold individually. 2 required per vehicle. Pre-packaged in OER® polytube with Mopar Restoration Logo.

3499375	70-72	LH or RH
---------	-------	----------



1967 Plymouth GTX Emblems



Authentic die cast reproduction "GTX" emblems that were installed in between the rear seats on 1967 Plymouth GTX models. Emblem measures 2-3/4" in length. Emblem features correct locating studs as original. Manufactured in the USA!

2840214	67	"GTX" rear seat
---------	----	-----------------

Mopar Weatherstrip



1968-70 Mopar B-Body Windshield Weatherstrip

Reproduction windshield weatherstrip for various 1968-70 Mopar B-Body 2-door models. Designed to factory specifications and manufactured with correct materials to provide an original fit and appearance. Pre-packaged in OER® polytube.

- 1968-70 Belvedere 2 door hardtop/seaton
- 1968-70 Charger all
- 1968-70 Coronet 2 door hardtop/seaton
- 1968-70 Road Runner 2 door hardtop/seaton
- 1968-70 Satellite 2 door hardtop/seaton
- 1968-70 Super Bee 2 door hardtop/seaton

MB1261	68-70	B-Body
--------	-------	--------



1968-70 Mopar B-Body Door Seal Weatherstrip

Factory-style replacement door seal weatherstrip for 1968-70 B-Body 2-door hardtop models. Designed to factory specifications and manufactured in rubber to correctly replace the door seal weatherstrip. Sold as a pair. Pre-packaged in OER® polytube.

- 1968-70 Belvedere 2 door hardtop
- 1968-70 Charger 2 door hardtop
- 1968-70 Coronet 2 door hardtop
- 1968-70 Satellite 2 door hardtop
- 1968-70 GTX 2 door hardtop
- 1968-70 Road Runner 2 door hardtop
- 1968-70 Super Bee 2 door hardtop

MB1271	68-70	B-Body
--------	-------	--------

New!



MB1275

1966-70 B-Body Door Seal End Cap

OER® reproduction door seal end caps for 1966-70 Dodge and Plymouth B-Body 2 door hardtop and convertible models including Belvedere, Charger, Coronet, Road Runner, Satellite and GTX. End caps are mounted to the door edge with screws and caps off the edge of the door weatherstrip. Designed to factory specifications for a precise fit, each end cap features a molded-in steel core with proper contours. Sold as a pair. Includes mounting screws. Pre-packaged in OER® polytube.

MB1273	66-67	B-Body
MB1275	68-70	B-Body

New!



1970-74 E-Body Door Weatherstrip

OER® reproduction door seal weatherstrip for all 1970-74 Dodge and Plymouth E-Body models. Designed to factory specifications and manufactured in quality rubber to correctly replace original door weatherstrip. Includes door seal end caps. Pre-packaged in OER® polytube.

MES50	70-74	E-Body
-------	-------	--------

New!



1968-70 Window Weatherstrip Plugs

OER® reproduction door window weatherstrip plugs for 1968-70 Dodge and Plymouth B-Body models including Belvedere, Charger, Coronet, Road Runner, Satellite and Superbird. Each plug has a fuzzy-coating and plugs into the inner door at the end of the window felt weatherstrip. Sold as a pair. Pre-packaged in OER® polytube.

MB1268	68-70	B-Body
--------	-------	--------

New!



MD2125

MD2103

1966-76 Mopar A, B, E-Body Firewall Insulation Fasteners

Reproduction firewall insulation fasteners for all 1966-76 A, B, E-Body models. Each fastener is made to the same specifications and from the same materials as the originals.

*Note: * Installed on cars built after September 1972.*

Plastic - 11/16" Head x 1-13/16" Long

MD2125	66-76	each
MD2731	66-76	10 pc.

Rubber - 3/4" Head x 1-1/4" Long

MD2103*	73-74	each
MD2147*	73-74	10 pc.



New!

1968-70 Mopar B-Body Door Jamb Seal



Reproduction door jamb rubber "U" seals for 1968-70 Dodge and Plymouth B-Body 2-door hardtop models. These seals mount on the rear top edge of the door at the edge of the door glass to prevent moisture from entering the door at the glass at the door jamb. Designed to factory specifications and manufactured in rubber with proper mounting points to correctly replace the door jamb rubber "U" seals. Sold as a pair. Pre-packaged in OER® polytube.

- 1968-70 Charger 2 Door Hardtop
- 1968-70 Coronet 2 Door Hardtop
- 1968-70 Satellite 2 Door Hardtop
- 1968-70 Road Runner 2 Door Hardtop
- 1968-70 Belvedere 2 Door Hardtop

MB1274	68-70	B-Body
--------	-------	--------

1970-74 E-Body Door Jamb Seal

OER® reproduction of the door jamb rubber U-seals for 1970-74 Mopar E-Body 2 door hardtop models. This seal attaches to the door jamb area under the quarter window and seals the door jamb under section. Includes mounting screws. Pre-packaged in OER® polytube.

MES01	70-74	E-Body
-------	-------	--------

Rubber Bumpers

New!



1967-74 Mopar A-Body Rubber Stopper Set

Reproduction rubber bumper set for various 1967-74 Dodge & Plymouth A-Body models. Set includes door bumpers, hood side bumpers, hood adjust bumpers, ashtray bumpers, glove box bumpers, trunk bumpers, fuel door bumpers, rear cowl bumpers and license plate bumpers. Pre-packaged in OER® polytube.

1967-74 Models

1967-70 Dodge Dart

1972-74 Dodge Dart

1967-69 Plymouth Barracuda

1967-70 Plymouth Valiant

1970 Plymouth Duster

1972-74 Models

1972-74 Plymouth Duster

1972-74 Plymouth Scamp

1972-74 Plymouth Valiant

1971 Models

1971 Dodge Dart

1971 Dodge Demon

1971 Plymouth Duster

1971 Plymouth Scamp

1971 Plymouth Valiant

MA9819 67-74 A-Body

MA9820 71 A-Body

MA9821 72-74 A-Body

New!



1962-78 Mopar Hood Adjust Bumper

Factory style replacement hood adjust bumper for 1962-78 A, B, E-Body models. Designed to factory specifications and manufactured in rubber to correctly replace the hood adjust bumper. This bumper features a 1-1/4" outer diameter and is 1/2" thick. The overall length including the bolt is 1-3/4". Sold individually. Pre-packaged in OER® Polytube.

MD2077 62-78 A, B, E-Body

1963-66 A-Body Hood Side Bumper

New!

OER® reproduction hood side rubber bumper for various 1963-66 Mopar A-Body models including Barracuda, Dart and Valiant. Designed to factory specifications to correctly replace the hood side stop bumper. Sold individually.

MA9822 63-66 A-Body



1971-74 A-Body Hood Side Bumper

New!

OER® reproduction hood side rubber bumper for various 1971-74 Mopar A-Body models including Dart, Duster, Scamp and Valiant. Designed to factory specifications to correctly replace the hood side stop bumper. Sold individually.

MA9824 71-74 A-Body



1962-74 B, E-Body Hood/Trunk Bumper

New!

OER® reproduction hood side stop and trunk bumper for various 1962-65 Mopar B-Body models and 1968-74 B, E-Body models. Designed to factory specifications to correctly replace the originals bumper. Measures 7/8" OD x 3/4". Sold individually. Pre-packaged in OER® polytube.

MD2074 62-65 B-Body

MD2074 68-74 B, E-Body



1968-74 Hood and Trunk Bumper

New!

Reproduction factory-style hood side bumper and trunk bumper for various 1968-74 Mopar A, B, E-Body models. Measures 7/8" diameter. Sold individually. Use as required.

MD2075 68-74 A, B, E-Body



1962-72 Mopar Door Bumper

Reproduction rubber door bumper for most 1962-72 Mopar A, B, E-Body vehicles. This bumper is manufactured as to factory specifications to fit correctly, insulate against vibration, and keep the doors correctly aligned. Measures 5/8" long, 3/4" high and 1/4" wide. Sold individually. Pre-packaged in OER® polytube.

MD2067 62-72 A, B, E-Body



New!



MD2113

MD2114

1960-76 Mopar Body and Trunk Plugs

OER® reproduction body / trunk plug used on most 1960-76 Dodge or Plymouth models where a 1-1/8" or 1-7/8" hole plug is needed. Manufactured of rubber for original appearance, fit and function. Sold individually. Use as required. Pre-packaged in OER® Polytube.

MD2113 60-76 1-1/8"

MD2114 60-76 1-7/8"

New!



1970-74 E-Body Trunk Plug

OER® reproduction trunk plug and special socket plug that was used on 1970-74 Barracuda and Challenger models. This rubber floor plug fits a hole from 1-13/16" to 1-7/8". Available in black only, paint to match. Sold individually. Pre-packaged in OER® Polytube.

MES39 70-74 E-Body



New!

Convertible Power Top Motor Grommet

Reproduction of the original rubber mounting / insulation grommet used on various Dodge and Plymouth vehicles with the optional power top. These rubber grommets install on the pump assembly and secure it to the vehicle while creating a damper for noise and vibration while the pump is in operation. Manufactured from high quality NBR material which is resistant to oils and fuels. Sold individually. Quantities vary by application. Use as required. Pre-packaged in OER® polytube.

3698109 60-71 use as req.

Mopar Grills/Headlamp Bezels

1968 Dodge Dart Grill **OER AUTHORIZED**

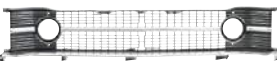
New!

Reproduction center grill for 1968 Dodge Dart models.

Manufactured to factory specifications featuring original style mounting points, chrome finish with black painted accents where required, and provisions for the park lamp assemblies.

Note: Shipped oversize.

2786047 68 Dart



1970 Plymouth B-Body Lower Grill **OER AUTHORIZED**

Reproduction lower front grill for 1970 B-Body models including Belvedere, GTX, Road Runner, and Satellite models.

MB1906 70 B-Body

1968-69 Dodge Grills **OER AUTHORIZED**



New!

OER[®] reproduction grills for 1968-69 Dodge B-Body models. Each grill is manufactured to original specifications and will replace your factory grill without modifications. Made in the USA. Pre-packaged in OER[®] polytube.

MM1493	68	Coronet
MM1493	68	Super Bee
MM1492	68	Coronet R/T
MM1492	68	Coronet 500
MM1492	69	Charger 500

MM1492

1969 Road Runner Grill **OER AUTHORIZED**



Reproduction of the complete front grill for all 1969 Road Runner models. Factory style grill features correct stainless steel & black finish with proper mounting points.

Note: Shipped oversize.

2947007 69 Road Runner



1970 Road Runner Grill **OER AUTHORIZED**



Reproduction of the complete front grill for all 1970 Road Runner models. Factory style grill features correct stainless steel and black finish with proper mounting points.

Note: Shipped double oversize.

2949997 70 Road Runner



1970 GTX Grill **OER AUTHORIZED**

Reproduction of the complete front grill for all 1970 GTX models. Factory style grill features correct black honeycomb grill pattern, stainless steel finish and proper mounting points.

Note: Shipped oversize.

2998002 70 GTX



1970-71 Barracuda Grill Sets **OER AUTHORIZED**



New!

OER[®] Authorized grill sets for 1970-71 Plymouth Barracuda/Cuda models. These quality reproduction grills feature the correct shape, contours and mounting points. Includes the headlamp bezels, bezel trim and upper and lower grill trim.

Note: Grills are un-assembled and un-painted. Paint to match. Shipped double oversize.

ME1554 70 Barracuda, Cuda
MM2191 71 Barracuda, Cuda



1971-72 Duster Sharktooth Grill **OER AUTHORIZED**



Reproduction sharktooth front grill for 1971-72 Plymouth Duster models. Manufactured from plastic as original with correct mounting tabs. The grill assemblies are meticulously reproduced to factory specifications and includes the grill, upper and lower grill moldings, molding retaining clips, park lamp lenses, gaskets, and pig tails. Head lamp bezels sold separately. Pre-packaged in OER[®] box.

Note: Shipped oversize.

3574031 71-72 Twister/340 grill only
MA1000 71-72 Twister/340 grill assembly

1971-72 Plymouth A-Body Grill Clips

Reproduction retaining clips for the lower portion of the grill on 1971-72 Plymouth A-Body models including Duster, Valiant and Scamp. These clips are designed for standard and Sharktooth grills. Manufactured to original specifications from injection molded plastic, each set includes 5 clips and installation screws. Pre-packaged in OER[®] polytube with the Mopar Restoration Logo.

3443540 71-72 A-Body





1967 Dodge Dart Headlamp Bezels OER AUTHORIZED

Factory-style reproduction headlamp bezels for all 1967 Dodge Dart models. Manufactured from stamped aluminum with black accents as original.

MA1128	67	Dart
--------	----	------



OER AUTHORIZED MADE IN THE USA AUTHENTIC REPRODUCTION

1968 Dodge Dart Headlamp Bezels

Reproduction headlamp bezels for 1968 Dodge Dart models. Manufactured from stamped aluminum with black accents as original.

2786669	68	Dart	LH
2786668	68	Dart	RH



MA9901

MA9900

OER AUTHORIZED MADE IN THE USA AUTHENTIC REPRODUCTION

1969 Dodge Dart Headlamp Bezel

Factory-style reproduction headlamp bezels for 1969 Dodge Dart models. Manufactured from stamped aluminum with as original. Features the correct shape, contours, black accents, and correctly placed mounting holes for an original fit.

MA9900	69	Dart	LH
MA9901	69	Dart	RH



2949246

2949247

OER AUTHORIZED MADE IN THE USA AUTHENTIC REPRODUCTION

1969 Road Runner Headlamp Bezels

Reproduction of the headlamp bezels for all 1969 Road Runner models. Original style bezels feature the correct stainless steel and black finish.

2949247	69	Road Runner	LH
2949246	69	Road Runner	RH



2998012

2998013

OER AUTHORIZED MADE IN THE USA AUTHENTIC REPRODUCTION

1970 Road Runner Headlamp Bezels

Reproduction of the headlamp bezels for all 1970 Road Runner models. Original style bezels feature the correct stainless steel and black finish.

2998013	70	Road Runner	LH
2998012	70	Road Runner	RH



2998014

2998015

OER AUTHORIZED MADE IN THE USA AUTHENTIC REPRODUCTION

1970 GTX Headlamp Bezels

Reproduction of the headlamp bezels for all 1970 GTX models. Original style bezels feature the correct honeycomb grill pattern with stainless steel and black finish.

2998015	70	GTX	LH
2998014	70	GTX	RH

New!



3573718

3443222

1971-72 Plymouth A-Body Headlamp Bezels

OER® Reproduction of the headlamp bezels for 1971-72 Plymouth Duster, Valiant, Duster 340 and Duster Twister models with a Sharktooth grill. Manufactured from aluminum with either black or argent silver color as original. Pre-packaged in OER® Box.

Plymouth Duster, Valiant, Scamp

3573719	71-72	LH	black
3573718	71-72	RH	black

Plymouth Duster 340, Duster Twister "Sharktooth"

3443223	71-72	LH	silver (w/Sharktooth grill)
3443222	71-72	RH	silver (w/Sharktooth grill)

1968-71 A, B, E-Body Headlamp Adjuster Sets **New!**

Reproduction of the original headlamp adjusters designed for use on 1968-71 A, B, E body Dodge and Plymouth models with a 2 or 4 headlamp system. Includes the correct amount of adjusters, springs and screws. Pre-packaged in OER® polytube. MIN1776

MIN1775	68-71	A, B, E-Body	w/2 headlamps
MIN1776	68-71	A, B, E-Body	w/4 headlamps

Mopar Moldings



New!



MN1422

1965-70 B-Body Hood Lip Moldings

OER® reproduction hood lip molding for various 1965-70 Dodge and Plymouth B-Body models. Manufactured to fit on original and reproduction style hoods. Features correct finish and mounts exactly as original. Pre-packaged in OER® polytube. Made in USA.

Plymouth B-Body Models

MN1420 66 Satellite/Belvedere

MN1421 67 GTX/Satellite

Dodge B-Body Models

MN1419 65 Coronet

MN2171 66 Coronet

MN1422 67 Coronet

New!



1967 Coronet Hood Lip Molding Clip Set

OER® Authorized hood lip molding mounting hardware for 1967 Dodge Coronet models. This set of 8 clips and 8 nuts mounts the molding to front edge of hood. Pre-packaged in OER® polytube.

MN2172 67 Coronet



1967-69 Dart Hood Lip Molding

Reproduction of the hood lip molding for all 1967-69 Dodge Dart models. Factory style moldings are manufactured as original for a perfect fit and appearance. 3 piece set includes the left and right moldings and the center connector molding.

K3278 67-69 Dart



ME1556

1970-74 Challenger Hood Lip Molding



OER® reproduction hood lip moldings for 1970-74 Challenger models. These moldings mount on the front edge of the hood and feature correct finish and contours as original. Fender sections are not included. Made in USA. Pre-packaged in OER® polytube.

Note: *Part number ME1556 will fit 1971 models but does not have the additional lip that extends under the front edge of the hood. **Hardware set is not for use on part # MN1426 moldings with extended lip.

MN1424 70 T/A models

ME1556 70-71 except T/A models

MN1426 71 w/extended lip

MN1427 72-74 primed to paint

ME1558 ** 71-72 Hardware set



MB2172



MB2173



1968-69 Charger Grill Molding

Factory-style replacement grill molding sets for 1968-69 Charger models. Sets include the moldings for the complete grill assembly.

MB2172 68 4 piece set

MB2173 69 7 piece set

MB2174 69 T molding only



MN1466



New!

1968-70 Plymouth GTX Grill Moldings

OER® reproduction grill moldings for 1968-69 GTX models. Available for 1968-69 models are the upper and lower center moldings. Made in USA. Sold as a pair. Pre-packaged in OER® polytube.

MN1466 68 GTX

MB2175 69 GTX



upper and lower moldings shown on standard grill



upper and lower moldings shown on Sharktooth/Twister grill

1970-72 Valiant, Scamp, Duster, Grill Moldings



New!

Reproduction grill moldings for 1970-72 Valiant, Scamp, and Duster/Duster 340 models with a standard grill or 1971-72 Duster 340 models with Sharktooth/Twister grill. Manufactured from stamped aluminum as original, these moldings fit Standard or Sharktooth/Twister grills. Also available is the set of 5 grill retaining clips found along the bottom edge of these grills to secure the grill to the vehicle. Grills are not included, but sold separately. Moldings and clip sets also include Phillips head screws for installation. Officially licensed Mopar Authentic Restoration Product.

2949968 70-72 upper

2949970 70-72 lower

3443540 70-72 clips - set of 5



New!

1972-74 Challenger Grill Molding

OER® reproduction grill molding for 1972-74 Challenger models. This molding mounts to the headlamp panel and features correct finish and contours for an authentic appearance and fit. Made in the USA. Pre-packaged in OER® polytube.

MN1470 72-74 Challenger

New!



1970 Dodge B-Body Front Valance Molding

OER® reproduction front valance molding for 1970 Dodge Coronet and Super Bee models. This piece mounts on the upper side of the front valance panel. Made in the USA. Pre-packaged in OER® polytube.

MN1464 70 B-Body



New!



1972-74 Challenger Front Valance Molding

OER® reproduction front valance molding for 1972-74 Challenger models. Mounts to the upper side of the front valance panel. Made in the USA. Pre-packaged in OER® polytube.

MN1465 72-74 Challenger




New!



1968-70 B-Body AUTHORIZED Roof Drip Rail Molding Set

Reproduction roof drip rail molding set for 1968-70 B-Body models. This 6 piece set of stainless steel moldings run up the front A-pillar, across the roof line and down towards the rear. Pre-packaged in OER® polytube. Fits 1968-70 Charger, Coronet, Super Bee, Belvedere, GTX, Road Runner, Satellite and 1970 Superbird.

MN1679 68-70 B-Body



1970-74 Barracuda Door Top Edge Moldings

OER® reproduction door top edge moldings for 1970-74 Barracuda models. Mounts to the outer top edge of the door and quarter panel (on coupe models). Designed to OE specs and produced with quality stainless steel materials. Hardware not included, sold separately. Made in USA. Pre-packaged in OER® polytube.

MN1472 70-74 coupe (set of 4)
MN211470 74 convertible (pair)
MN147471 74 mounting hardware



New! 1966-73 B-Body Rocker Moldings

OER® reproduction rocker moldings for 1966-73 Dodge and Plymouth B-Body models. Features correct finish and contours. Hardware not included. Pre-packaged in OER® polytube. Made in USA.

Note: Shipped double oversize.

Dodge

MN1438 66-67 Charger/Coronet
MN1445 68-70 all
MN1447 71-73 Charger/Super Bee/SE

Plymouth

MN1436 67 GTX
MN1440 68-70 all

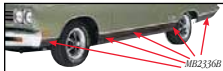


New! 1967-69 Dart GTS Rocker Moldings

OER® reproduction rocker moldings for 1967-69 Dart GTS models. Features correct finish and contours. Hardware not included. Pre-packaged in OER® polytube. Made in USA.

Note: Shipped double oversize.

MN1431 67-69 Dart GTS



1969 Plymouth Lower Body Side Molding Set

Complete lower side molding set for 1969 GTX and Sport Satellite models. This complete set includes two fender moldings, one door molding and two quarter panel moldings for each side of the vehicle. Hardware not included. Made in USA. Pre-packaged in OER® polytube.

MN23368 69 Plymouth 10 pc set



1970 'Cuda Rocker Panel Moldings

Rocker moldings for 1970 'Cuda models. These moldings mount underneath each door and run from the fender to the quarter panel. Manufactured out of a fiberglass and plastic composite and features correct finish and contours. Although it is original for 1970 'Cuda models, it can also be installed on 1971-74 'Cuda and Barracuda. Pre-packaged in OER® Authorized polytube.

Note: Shipped oversize.

MN1930 70 'Cuda



1970-74 E-Body Rocker Moldings/Hardware

OER® reproduction rocker panel moldings and mounting hardware for the 1970-74 E-Body models listed. These moldings mount underneath each door and run from the fender to the quarter panel. Features correct finish and contours as original. Pre-packaged in OER® polytube. Made in USA.

Note: Shipped double oversize.

Barracuda

MN145271 72 rocker moldings
MN145373 74 rocker moldings
MN145471 74 mounting hardware

Challenger

MN144870 71 rocker moldings
MN144972 74 rocker moldings
MN145472 74 mounting hardware



1967-69 Barracuda Wheel Opening Molding Set

New! AUTHENTIC REPRODUCTION

Replace the wheel opening moldings on your 1967-69 Barracuda with this premium wheel opening molding set. Manufactured to factory specifications with original-quality materials to give your Barracuda a fresh look. Sold as a set of 4. Made in the USA.

Note: Shipped overseas.



OEI

MN1477 67-69 Barracuda Set of 4

1967-76 Dart Wheel Opening Moldings

New! AUTHENTIC REPRODUCTION

Reproduction wheel opening moldings for 1967-76 Dart, Dart GT, Dart GTS and Dart Swinger models. Each molding is stamped to fit vehicle contours exactly and features the correct finish for an original fit and appearance. Sold as a set of 4.

Note: Shipped overseas.



OEI

MN1478 67-76 Dart Set of 4

1968-70 Coronet Wheel Opening Moldings

New! AUTHENTIC REPRODUCTION

Reproduction wheel opening moldings for 1968-70 Coronet models. Each set is stamped to fit vehicle contours exactly and features the correct finish. Sold as a set of 4. Made in USA.

Note: Shipped overseas.



OEI

MN1475 68-70 Coronet Set of 4

1968-70 Plymouth B-Body Wheel Opening Molding Set

New! AUTHENTIC REPRODUCTION

Replace your dented or missing original wheel opening moldings with this premium molding set. Manufactured to OE specifications and using original materials for an authentic appearance. For all 1968-70 Plymouth B-Body models. Made in USA.

Note: Shipped overseas.



OEI

MN1480 68-70 Plymouth B-Body Set of 4

1969 GTX Wheel Opening Molding Set

New! AUTHENTIC REPRODUCTION

Replace your dented or missing original wheel opening moldings with this premium molding set. Manufactured to OE specifications and using original materials for an authentic appearance. Fits 1969 GTX models. Made in USA.

Note: Shipped overseas.



OEI

MN1482 69 GTX Set of 4

1971-72 Plymouth B-Body Wheel Opening Molding Set

New! AUTHENTIC REPRODUCTION

Replace your dented or missing original wheel opening moldings with this premium molding set. Manufactured using OE specs and materials. Fits 1971 GTX, 1971-72 Satellite and 1971-72 Road Runner. Made in USA.

Note: Shipped overseas.



OEI

MN1484 71-72 Plymouth B-Body Set of 4

1973-74 Charger Wheel Opening Molding Set

New! AUTHENTIC REPRODUCTION

Replace your dented or missing original wheel opening moldings with this premium molding set. Manufactured to OE specifications and using original materials for an authentic appearance. Made in USA.

Note: Shipped overseas.



OEI

MN1485 73-74 Charger Set of 4

1970-74 Barracuda Wheel Opening Molding Set

New! AUTHENTIC REPRODUCTION

Replace your dented or missing original wheel opening moldings with this premium molding set. Manufactured using OE specs and materials for an authentic appearance. Fits all Barracuda and Cuda models from 1970 to 1974. Made in USA.

Note: Shipped overseas.



OEI

MN1488 70-74 Barracuda Set of 4

1971-72 Dodge B-Body Wheel Opening Molding Set

New! AUTHENTIC REPRODUCTION

Replace your dented or missing original wheel opening moldings with this premium molding set. Manufactured to OE specifications and using original materials for an authentic appearance. Fits 1971 Coronet and 1971-72 Charger models. Made in USA.

Note: Shipped overseas.



OEI

MN1483 71-72 Dodge B-Body Set of 4

1970-74 Challenger Wheel Opening Moldings

New! AUTHENTIC REPRODUCTION

Reproduction wheel opening moldings for 1970-74 Challenger models. Each set is stamped to fit vehicle contours exactly and features the correct finish for an authentic appearance. Sold as a set of 4. Made in USA.

Note: Shipped overseas.



OEI

MN1479 70-74 Challenger Set of 4

1967-76 Dart Wheel Opening Moldings

OER AUTHORIZED

Reproduction wheel opening moldings for 1967-76 Dart, Dart GT, Dart GTS and Dart Swinger models. Each molding is stamped to fit vehicle contours exactly and features correct finish for an original fit and appearance. Sold individually or as a set of 4. Mounting screws included.

Note: Shipped overseas.

2785857	67-76	LH	front
2785856	67-76	RH	front
2932595	67-76	LH	rear
2932594	67-76	RH	rear
K3279	67-76	set of 4	



1970-76 Duster Wheel Opening Moldings

OER AUTHORIZED

Reproduction wheel opening moldings for 1970-76 Duster models. Each set is stamped to fit vehicle contours exactly and features correct finish for an authentic appearance. Sold individually or as a set of 4.

Note: Shipped overseas.

2807077	70-76	LH	front
2807076	70-76	RH	front
3444415	70-76	LH	rear
3444414	70-76	RH	rear
K3787	70-76	set of 4	



1967-70 Valiant Front Wheel Opening Moldings

OER AUTHORIZED

Reproduction front wheel opening moldings for 1967-70 Valiant 2 and 4 door models. Each molding is stamped to fit vehicle contours exactly and features correct finish. Sold individually.

Note: Shipped overseas.

2807077	67-70	LH	front
2807076	67-70	RH	front



1968-70 Charger Wheel Opening Moldings

OER AUTHORIZED

Reproduction wheel opening moldings for 1968-70 Charger models. Each set is stamped to fit vehicle contours exactly and features correct finish. Sold individually or as a set of 4.

Note: Shipped overseas.

2932111	68-70	LH	front
2932110	68-70	RH	front
3004371	68-70	LH	rear
3004370	68-70	RH	rear
K2474	68-70	set of 4	



1971-76 Dodge A-Body Wheel Opening Moldings

OER AUTHORIZED

Reproduction wheel opening moldings for 1971-72 Demon and 1973-76 Dart Sport models. Each molding is stamped to fit vehicle contours exactly in correct finish for an authentic appearance. Sold individually or as a set of 4.

Note: Shipped overseas.

2785857	71-76	LH	front
2785856	71-76	RH	front
3444415	71-76	LH	rear
3444414	71-76	RH	rear
K3366	71-76	set of 4	



1968-70 Coronet Wheel Opening Moldings

OER AUTHORIZED

Reproduction wheel opening moldings for 1968-70 Coronet models. Each set is stamped to fit vehicle contours exactly and features correct finish. Sold individually or as a set of 4.

Note: Shipped overseas.

2932285	68-70	LH	front
2932284	68-70	RH	front
2932113	68-70	LH	rear
2932112	68-70	RH	rear
K2768	68-70	set of 4	



1971-76 Valiant Wheel Opening Moldings

OER AUTHORIZED

Reproduction wheel opening moldings for 1971-73 Valiant/Scamp 2 door models only and 1974-76 Valiant/Scamp 2 and 4 door models. Each molding is stamped to fit vehicle contours exactly and features correct finish for an original fit and appearance. Sold individually or as a set of 4. Mounting screws included.

Note: Shipped overseas.

2807077	71-76	LH	front
2807076	71-76	RH	front
2932595	71-76	LH	rear
2932594	71-76	RH	rear
K8368	71-76	set of 4	



1970-74 Challenger Wheel Opening Moldings

OER AUTHORIZED

Reproduction wheel opening moldings for 1970-74 Challenger models. Each set is stamped to fit vehicle contours exactly and features correct finish for an authentic appearance. Sold individually or as a set of 4.

Note: Shipped overseas.

2965417	70-74	LH	front
2965416	70-74	RH	front
2965419	70-74	LH	rear
2965418	70-74	RH	rear
K2423	70-74	set of 4	



Mopar Moldings

1963-64 Plymouth Fury



New!

Trunk Lid Molding

OER® reproduction trunk lid molding for all 1963-64 Plymouth Fury models. This molding features the correct stainless finish and will mount like the original. Pre-packaged in OER® polytube. Made in USA.



MN2170 63-64 Plymouth Fury

1966 Coronet Trunk Lid Molding



New!

Lid Molding

OER® reproduction trunk lid molding for 1966 Coronet models. This molding mounts on the rear edge of the trunk lid. Fits upper and lower. 2 required per vehicle. Pre-packaged in OER® polytube. Made in USA.



MN1407 66 Coronet



OER AUTHORIZED

1966-67 Charger Tail Panel Moldings



Reproduction of the upper rear tail panel and trunk lid moldings for all 1966-67 Dodge Charger models.

2807394 66-67 upper tail panel molding
2809964 66-67 trunk lid molding

1967 Barracuda Trunk Lid Moldings



New!

Lid Moldings

OER® reproduction trunk lid moldings for 1967 Barracuda models. These moldings mount on the lower and upper rear portion of the trunk lid. Two required per vehicle. Mounting hardware available separately; one set required per molding. Pre-packaged in OER® polytube. Made in USA.



Note: Although the lower molding is not cosmetically correct it will fit and function properly.

MN1406 67 Barracuda



MN1461



MN1607



2841540



MN1462



MN2176



MN1463



2902910



1967-69 Plymouth B-Body Trunk Trim Panels

New!

Reproduction die cast trunk trim panel for 1967-69 Plymouth B-Body models. These panels install between tail lamps and features correct paint scheme with the correct "PLYMOUTH" / "GTX" letters as required for an authentic appearance. Made in USA. Pre-packaged in OER® polytube.

*Note: Shipped oversize. *Made in USA.*

OS1

MN1461	67	GTX
MN1607	68	GTX
2841540	68	Sport Satellite
MN1462	68	Road Runner
MN2176	68	Satellite
MN1463	69	GTX
2902910	69	Sport Satellite

1969 Barracuda Trunk Trim Panel

OER AUTHORIZED



Trim Panel **New!**

OER® Authorized reproduction of the trunk trim panel for 1969 Barracuda and Barracuda Formula S models. Installs on rear body panel between tail lamps. Features correct paint scheme and wording for an authentic appearance.

Note: Shipped oversize.



MN2174



MN2175

OS1

MN2175	69	Formula S models
MN2174	69	except Formula S models

Mopar Moldings

1968-69 Charger Deck Opening Molding **OER AUTHORIZED**

Reproduction deck opening molding for 1968-69 Charger models. This stainless steel molding mounts to the rear of the deck lid opening and finishes off the tail panel molding set. Pre-packaged in OER® polytube.

New!



M81678 68-69 Charger

1968 Charger Outer Tail Panel Moldings **OER AUTHORIZED**

Reproduction of the outer tail panel moldings for all 1968 Dodge Charger models. This 4 piece trim set includes the two "C" shape outer moldings and the two lower connector pieces. Features correct shape, contours, mounting pin location and finish as original.




M81608 68

1970 Coronet R/T Trunk Lid Molding **OER AUTHORIZED** **New!**

OER® reproduction trunk lid molding for 1970 Coronet R/T models. Features correct finish and contours as original. Pre-packaged in OER® polytube. Made in USA.



M81409 70 Coronet R/T



1970 GTX Rear Moldings **OER AUTHORIZED**

OER® reproduction rear moldings for 1970 GTX models. Feature the correct stainless finish and mounts the same way as the originals. The 3 piece set includes the upper trunk lid molding and the two side quarter panel moldings. The lower trunk molding is available separately. Pre-packaged in OER® polytube. Made in USA.

M81410 70 GTX 3 piece set
M81411 70 GTX lower molding

1970-74 Barracuda Rear Tail Moldings **OER AUTHORIZED**

Tail Moldings **New!**

OER® Authorized tail moldings for 1970-74 Barracuda models. Sold as a three or four piece set, these moldings mount to the rear tail panel. Mounting hardware is not included with the set. Made in USA. Pre-packaged in OER® polytube.




ME5062 70-71 Barracuda (exc Gran Coupe) 4 piece set
ME1007 70-71 Gran Coupe only 3 piece set
ME1007 72-74 Barracuda 3 piece set

1970-74 Challenger Trunk Lid Moldings **OER AUTHORIZED**

Lid Moldings

Reproduction trunk lid moldings for all 1970-74 Challenger models. These trunk and quarter extension moldings will replace the originals exactly. These highly polished moldings are manufactured to original specifications to ensure a proper fit.



3419709 70 trunk lid molding
3419713 70 quarter extension molding - LH
3419712 70 quarter extension molding - RH
3579590 71-74 trunk lid molding
3579593 71-74 quarter extension molding - LH
3579592 71-74 quarter extension molding - RH

1970-74 Challenger Rear Tail Moldings **OER AUTHORIZED**

Tail Moldings **New!**

OER® Authorized tail moldings for 1970-74 Challenger models. These moldings are sold as a three piece set that include the trunk lid and the quarter panel moldings. Features correct finish and contours for an original fit and appearance.



K2425 70 Challenger 3 piece set
K2426 71-74 Challenger 3 piece set

1960-76 Mopar Convertible Top End Clip **New!**

OER® reproduction rear binding end clip for various Dodge and Plymouth convertible models. These polished stainless steel end clips covers and finishes both ends of the rear window outer top bow binding trim strip. Includes mounting screw. 2 required. Pre-packaged in OER® polytube.

7614749 60-76 convertible top end clip

1970-71 E-Body Boot Well Moldings **OER AUTHORIZED**

Well Moldings **New!**

Reproduction boot well moldings for 1970-71 E-Body convertible models including Barracuda and Challenger. These three piece molding sets feature the correct stainless finish with factory contours and can be mounted using original or reproduction mounting hardware. Includes mounting hardware. Mounting hardware is also available separately.

ME175928 70-71 Barracuda (includes hardware)
ME12227 70-71 Challenger (includes hardware)
ME12228 70-71 mounting hardware

Mopar Body Parts

OER AUTHORIZED 

1967 Mopar A-Body Antenna Bezel

Reproduction antenna bezel for 1967 A-Body models including Dart and Valiant models. Manufactured as original for a perfect fit and appearance.



2770138 67 A-Body

OER AUTHORIZED 

1968-69 Antenna Bezel

Reproduction antenna bezel for 1968-69 Barracuda models. Manufactured to factory specifications for an original fit, function, and appearance.



2889926 68-69 Barracuda

OER AUTHORIZED 

1968-70 Mopar Antenna Bezel

Reproduction antenna bezel for 1968-70 Charger and 1970 AAR Cuda models.



MB2027 68-70 Charger
MB2027 70 AAR Cuda

OER AUTHORIZED 

1968-74 Mopar A-Body Antenna Bezel

Reproduction antenna bezel for various 1968-74 A-Body models except Barracuda. Manufactured to factory specifications featuring correct chrome plating.



MA1539 68-74 exc Barracuda

OER AUTHORIZED 

1968-74 Mopar A, B, E-Body Antenna Lock Nut

Reproduction antenna lock nut required to secure the antenna on all 1968-74 A, B, E-Body models. Manufactured with a bright chrome finish as original.



MB2026 68-74 A, B, E-Body

OER AUTHORIZED 

1970-74 Challenger Antenna Bezel

Reproduction antenna bezel for various 1970-74 Challenger models. Manufactured to factory specifications with correct chrome plating.



ME1537 70-74 Challenger

OER AUTHORIZED 

1970-74 Barracuda Antenna Bezel

Reproduction antenna bezel for all 1970-74 Barracuda models. Manufactured with a bright chrome finish to factory specifications for a perfect fit and appearance.



ME1536 70-74 Barracuda

New!



MN1394

MN1402

MN1396

OER AUTHORIZED 

1962-74 Antenna Sets

Reproduction antenna sets for 1962-74 models. Features correct chrome finish and includes the OE style mast, retainer, bezel, gasket, coax cable and chrome retainer nut. Antennas have telescoping mast, except where noted as fixed mast.

A-Body

MN1393 62-65 A-Body
MN1394 66-67 Exc. Barracuda
MA1439 66-67 Barracuda
MN210 68-69 Barracuda

B-Body

MN1396 62-65 B-Body
MN3062 66-67 B-Body
MN1400 71-74 Dodge-fi xed mast
MN1401 71-74 Plymouth-fi xed mast

Challenger

MN1402 70 T/A, qtr mounted

Barracuda

MN1402 70 AAR, qtr mounted



1971-73 E-Body Rear Window Molding Clips

Reproduction of the 20 piece molding clip set to attach the rear window moldings on 1971-73 Challenger and Cuda 2 door hardtop models.

ME533 71-73 E-Body

1974-76 Window Reveal Molding Clip

New!

Factory-style reproduction windshield and rear window reveal molding clip for use with various 1974-76 Dodge & Plymouth A, B, E-Body models. This steel clip measures 15/16" x 5/8". Sold individually. Use as required.



MD2111 74-76 A, B, E-Body



1967 Barracuda Trunk Lid Molding Clip Set

New!

OER Authorized trunk lid molding mounting hardware for 1967 Plymouth molding models. This set of 6 clips and 6 nuts mounts the molding to the trunk lid. Pre-packaged in OER® polytube.

MN2173 67 Barracuda



1960-76 Wheel Opening Molding Screws

New!

OER Authorized reproduction wheel opening molding screw set for all 1960-76 Mopar models. Manufactured to factory original specifications for an authentic appearance and precise fit. One set does one vehicle. Pre-packaged in OER® polytube.

MN2103 60-76 set of 20

Mopar Body Parts

New! **OER** Premier



MM1007



MM1023

1968-70 Charger Bumpers with Lower Bumperettes - OER® Premier

OER® Premier reproduction chrome bumpers are the finest quality bumpers on the market. They are manufactured in heavier gauge steel and feature premium grade chrome plating as well as all original contours and details. Each bumper will fit and install exactly like the OE bumper using the existing bumper brackets or new reproduction bumper brackets. Pre-packaged in OER® box with the Mopar Restoration logo. Includes the lower bumperettes.

Note: Shipped double oversized.

MM1007	68-70	front
MM1023	68-70	rear



MM1105

MM1106

OER AUTHORIZED 

1970-72 Rear Bumper Guards

Factory style replacement of the rear bumper guards for 1970-72 Barracuda, 'Cuda, and Challenger models. Each guard features all the correct mounting points and beautiful bright chrome finish to replace the original in both appearance and function.

MM1105	70-72	Barracuda & 'Cuda
MM1106	70-72	Challenger



15" Deep Dish Trim Rings with Stepped Edge **OER AUTHORIZED**

Triple chrome-plated stainless steel trim rings for models with Rally Wheels. These trim rings combine the durability of stainless steel with the deep luster of chrome for a custom look that will last. Can also be used as a replacement for 15" x 7" or 15" x 8" Road Wheel or Magnum 500 Wheel. Sold in sets of four.

MP500668	69-76	15 x 7" or 15 x 8"
----------	-------	--------------------

1962-74 Stainless Bumper Bolts **OER AUTHORIZED**

This stainless bolt, used on both the front or rear on A, B, E-Body vehicles, features the correct style head and includes a hex nut. Sold individually.



MM1701

MM1700	62-74	3/8" - 16 x 1
MM1701	62-74	7/16" - 14 x 1



New!

1967-68 Magnum 500, 1969-76 Road Wheel Center Caps **OER AUTHORIZED**

OER reproduction of the center cap assemblies for 1967-68 Magnum 500 and 1969-76 Road wheels. Manufactured from die-cast zinc with a stamped aluminum insert, each cap has a chrome finish with the correct patterned center insert. They feature all the correct markings on the underside for total authenticity including the Mopar Pentastar logo as original. Each set includes 4 caps, 4 retainers and 8 screws. Pre-packaged in OER chipboard box including the Mopar Restoration logo.

MD2307	67-76	Caps (set of 4)
MM8278	67-76	inserts (set of 4)

OER AUTHORIZED 

1963-68 Spare Tire Wing Nut

Reproduction of the original wing nut used to secure the spare tire in the trunk on 1963-68 models.



6023540	63-68
---------	-------

OER AUTHORIZED 

1970-74 Challenger Trunk Lid Hinges

Reproduction trunk lid hinges for 1970-74 Dodge Challenger models. Produced in stamped steel and EDI coated for rust prevention. Sold a pair.



MM1839	70-74	Challenger
--------	-------	------------



3756092

OER AUTHORIZED 

1970-76 Mopar Trunk Torque Rods

Reproduction trunk lid torque rods for 1968-69 Dodge B-Body and 1970-76 A-Body models. Manufactured from the correct gauge steel and bends as original.

1968-69 Dodge B-Body, Coronet, Charger & Super Bee
1970-76 A-Body 2 Door Hardtop & 4 Door Sedan

2838620	68-69	B-Body
3446880	70-72	A-Body
3756092	73-76	A-Body



1963-74 Mopar A, B, E-Body Trunk Weatherstrip

Reproduction trunk weatherstrip for various 1963-74 Dodge and Plymouth A, B, E-Body models. Designed to factory specifications in the correct configuration and manufactured in rubber as original to correctly replace the trunk weatherstrip. Pre-packaged in OER® polytube.

1963-73	Dart 2 dr hardtop exc. Sport
1971-72	Dart 2 dr hardtop
1971-72	Demon 2 dr hardtop
1964-69	Barracuda 2 dr fastback
1967-69	Barracuda Coupe
1970-74	Duster 2 dr hardtop
1971-74	Scamp all models
1964-73	Villiant all models
1964-67	Valiant all models
1965-67	Coronet all models
1965-67	Satellite all models
1970-73	Challenger 2 dr hardtop (early 1973)
1970-73	Barracuda/Cuda 2 dr coupe (early 1973)

MD2096	63-74	A, B, E-Body
--------	-------	--------------

Mopar Outer Door Mirrors



1962-76 Mopar A, B-Body Outer Door Mirror-LH

OER AUTHORIZED **AUTHENTIC RESTORATION**

Reproduction of the drivers side outer door mirror for 1962-66 A-Body and 1962-66 B-Body models. This is the twin-Post design mirror that features a bright chrome finish. Mounting hardware and gasket included.

A-Body	B-Body
1962 Lancer	1962 Dart
1962-66 330	1962-64 Fury, Sport Fury
1962-66 440	1962-64 Savoy, Polara 500
1962-66 Valiant	1965-66 Coronet
1964-66 Barracuda	1967-71 GTX
	1965-76 Satellite

MD2206	62-66	A-Body
MD2206	62-76	B-Body

1967-74 Mopar A, B-Body Outer Door Mirror-RH

OER AUTHORIZED **AUTHENTIC RESTORATION**

Reproduction outer door mirror for 1967-74 A-Body and 1968-70 B-Body models. Manufactured with a bright chrome finish to factory specifications for a perfect fit and appearance. Mounting hardware included.

*Note: * Only for use on models with drivers side remote mirror*

A-Body	B-Body	2802869
1967-69 Barracuda	1968-70 Charger	
1967-74 Dart, Valiant	1968-70 Satellite	
1970-74 Scamp	1968-70 Coronet	
1970-74 Duster	1968-70 Belvedere	
1970-72* Dart Swinger	1968-70 Road Runner	
1971-72 Demon	1968-70 Super Bee	
1973-74 Dart Sport	1970 Superbird	

Models with Drivers Side Manual Mirror

2802710	67-74	A-Body
2802710	68-70	B-Body

Models with Drivers Side Remote Mirror

2802869	67-74	A-Body
2802869	68-70	B-Body

New!



Interior adjustment mechanism

1966-72 A, B-Body Remote Door Mirror - LH

OER® reproduction of the drivers side remote outer door mirror for 1966-72 A-Body models equipped with a vent window and remote mirror option or 1966-70 B-Body models. Features correct chrome plating, factory mounting style and includes mounting hardware. Pre-packaged in OER® box with the Mopar Restoration Logo.

MD2207	66-72	A-Body
MD2207	66-70	B-Body



1970-73 Mopar A-Body Outer Door Mirror-RH

OER AUTHORIZED **AUTHENTIC RESTORATION**

Reproduction of the passenger side manual outer door Sport mirror for all 1970-73 A-Body models. Manufactured with a bright chrome finish to factory specifications for a perfect fit and appearance. Mounting hardware included.

MA1579	70-73	A-Body
--------	-------	--------

1970-74 B, E-Body **New!** OER AUTHORIZED Mirror Mounting Set

Reproduction mirror set for 1971-74 B-Body and 1970-74 E-Body models. Every set includes four screws and threaded retainers. This set will mount 2 mirrors.

MN2882	71-74	B-Body
MN2882	70-74	E-Body



1970 Mopar E-Body Outer Door Sport Mirrors

OER AUTHORIZED **AUTHENTIC RESTORATION**

Reproduction of the outer door Sport mirrors for all 1970 E-Body models including Barracuda, Cuda and Challenger. Available with a bright chrome finish or painted with a primer. Manufactured to factory specifications for a perfect fit and appearance. Mounting hardware included.

ME164170LH	chromeremote
ME164270RH	chromemanual
ME164370LH	pointedremote
ME164470RH	pointedmanual

OER AUTHORIZED AUTHENTIC RESTORATION 1966-67 Mopar B-Body Remote Mirror Bezel

Reproduction chrome mirror bezel for 1966-67 Mopar B-Body vehicles with a drivers side remote mirror. This bezel attaches the remote mechanism to the door.

MB1472	66-67	B-Body
--------	-------	--------

OER AUTHORIZED AUTHENTIC RESTORATION 1962-74 Mopar B-Body Remote Mirror Bezel

Reproduction of the remote mirror mechanism bezel for 1962-74 B-Body models equipped with a drivers side remote mirror. Manufactured as original, this chrome bezel attaches to the door panel.

MB1247	62-74	B-Body
--------	-------	--------

Mopar Outer Door Handles



1963-66 Mopar A-Body Outer Door Handle Set

OER AUTHORIZED

Reproduction outer door handle set for 1963-66 Dodge Dart and Plymouth Valiant and Barracuda models. Manufactured to exact specifications with a high quality chrome finish. Each set includes outer door handles, push buttons, o-rings, gaskets and necessary hardware. One set does both doors.

MA1097 63-66 A-Body



1968-69 Mopar A, B-Body Outer Door Handles

OER AUTHORIZED

Reproduction outer door handles for 1968-69 A, B-Body models including Barracuda, Dart, Valiant, Belvedere Charger, Coronet and Satellite. Handles are manufactured with the correct contours and chrome finish and black push-buttons as original.

MD4231 68-69 A, B-Body



1962-65 Mopar B-Body Outer Door Handle Set

OER AUTHORIZED

Reproduction outer door handles for 1962-65 B-Body models including 1962-64 Belvedere, Fury, Savoy, Sport Fury, 330, 440, Polara, Polara 500, 1965 Coronet and Satellite. Manufactured with a bright chrome finish for a perfect fit and appearance. Each set includes outer door handles, push buttons, o-rings, gaskets and necessary hardware. One set does both doors.

MB248 62-65 B-Body



1967-70 Mopar B-Body Outer Door Handle Set

OER AUTHORIZED

Reproduction outer door handles for 1967-70 B-Body models including 1967-70 Dart and Valiant, 1967-69 Barracuda and 1968-70 Belvedere, Charger, Coronet, GTX, Road Runner, Super Bee and Satellite models. Handles are manufactured with a bright chrome finish for a perfect fit and appearance. Each set includes outer door handles, push buttons, o-rings, gaskets and necessary hardware. One set does both doors.

MB2262 67-70 B-Body



1971-72 Mopar B-Body Outer Door Handle Set

OER AUTHORIZED

Reproduction outer door handles for 1971-72 B-Body models including Charger, Coronet, GTX, Road Runner, Satellite and Super bee. Handles are manufactured with the correct contours and chrome finish as original. Includes tension springs and mounting hardware.

MR2296 71-72 B-Body




1973-74 Mopar B-Body Outer Door Handles

OER AUTHORIZED

Replacement outer door handles for 1973-74 Mopar B-Body models. Features chrome finish, correct contours, tension springs, and includes mounting hardware.

MB2297 73-74 B-Body



ME1591 Profile view ME1592 Profile view

1970-74 Barracuda/Challenger Outer Door Handles

OER AUTHORIZED

Reproduction outer door handles for 1970-74 Barracuda and Challenger models. Features the right correct contours, finish and are pre-assembled ready to install. Includes mounting gaskets.

ME1591 70-74 Barracuda
ME1592 70-74 Challenger

OER AUTHORIZED

1968 Mopar A-Body Door Latches

Reproduction door latches for 1968 A-Body models including Dodge Dart and Plymouth Barracuda and Valiant models.

2862771 1968 A-Body LH
2862770 1968 A-Body RH



OER AUTHORIZED

1970-76 Mopar Door Lock Striker

Reproduction door lock striker for 1970-76 Dodge and Plymouth two door models. The door lock striker is installed on the door jamb for either the RH or LH door. Sold individually. 2 required per car.

MEB152 70-76 A-Body 2 dr models
MEB152 70-74 B-Body 2 dr models
MEB15270-74E-Body/all models



1969-76 Dodge/Plymouth Door Lock Rod Retaining Clip

OER AUTHORIZED

Reproduction of the clip that retains the two inner door lock rods. This nylon clip joins the horizontal rod from the door latch with the vertical rod that the door lock knob screws on to. Sold individually. One required per door. Fits into a 17/64" hole and secures a 5/32" rod. Pre-packaged in OER® polystyrene.

K4013 69-76 various models



Mopar Window Regulators

1966-70 B-Body Door Window Regulators **New!**

OER® reproductions of the original front door window regulators used on 1966-70 2 door Mopar B-Body models. Manufactured from stamped steel construction and features the correct splined shaft and correct retaining screw threads for use with OEM or reproduction crank handles. These are coated in clear zinc plating to ensure long lasting corrosion resistance. The roller is pre-attached during assembly. Pre-packaged in OER® box.




MM1088

1966-70 Belvedere	1967-70 GTX
1966-70 Coronet	1968-70 Super Bee
1966-70 Satellite	1968-70 Road Runner
1967 Charger	1970 Superbird

MM1088	66-70	B-Body	LH
MM1089	66-70	B-Body	RH

1970-74 Barracuda and Challenger Door Window Regulators **New!**

OER® reproduction front window regulators for 1970-74 Dodge and Plymouth E-Body models including Barracuda, 'Cuda and Challenger models. All stamped steel construction, features correct splined shaft and correct retaining screw threads for use with OEM or reproduction crank handles. Regulators also include rubber insulators on the scissor arms as original. These are coated in clear zinc plating to ensure long lasting corrosion resistance. The roller is pre-attached during assembly. Pre-packaged in OER® box.



MM1780

Barracuda/Cuda

MM1780	70	LH
MM1781	70	RH
MM1782	71-74	LH
MM1783	71-74	RH

Challenger

MM1784	70	LH
MM1785	70	RH
MM1786	71-74	LH
MM1787	71-74	RH

1970-72 E-Body Door Glass Guides **OER AUTHORIZED**

Reproduction of the door glass channel guides on 1970-72 Barracuda and Challenger models. Used to guide the door glass as it moves up and down inside the door. Every set includes the front guide, rear guide, and the front lower retainer bracket.

Note: These guides are correct for 1970-72 models but will fit and function on 73-74 models with the correct 1970-72 glass hardware.



ME8148

ME8148	70-74	E-Body	LH
ME8149	70-74	E-Body	RH

1970-74 E-Body Quarter Window Rollers **New!**

OER® reproduction quarter window roller sets for 1970-74 Mopar E-Body models. Each set includes all the necessary hardware and rollers to repair the both RH and LH rear quarter windows. Includes 2 rollers, 2 glass guides and 2 window stops. Pre-packaged in OER® polytube



ME8142	70-74	E-Body
--------	-------	--------

1970-73 E-Body Door Glass Guide **New!**

OER® reproduction door glass guide for 1970-73 Dodge and Plymouth E-Body models. For use on 1970-72 and 1973 1st design doors (not 1974). When the guide wears out, the window will tend to rattle and possibly produce fine scratches when being rolled up or down. Replacing the broken or missing guides will help to fix this problem. Sold individually. 2 required per door, 4 required per vehicle. Pre-packaged in OER® polytube.



MM1767	70-72	all
MM1767	73	73 1st design

New!



1973-74 E-Body Door Window Hardware

OER® reproduction door window hardware set for 1973-74 E-Body models including Barracuda and Challenger models. This set services the inner door components associated with the proper mounting and operation of the door glass regulator mechanism. Manufactured from high quality injection molded material just as original. Includes SAE thread studded roller bushing and inserts to retain the glass to the horizontal track and rollers for the vertical track. Include plastic end stops. One set does both doors. Pre-packaged in OER® polytube.

ME8141	73-74	E-Body
--------	-------	--------

New!



1970-74 E-Body Quarter Vertical Seals

Reproduction quarter vertical seals for 1970-74 Mopar E-Body hardtop and convertible models. Manufactured from rubber with a steel insert as original. Sold as a pair. Pre-packaged in OER® polytube.

Note: Fits Late 1970 model cars built after July 1st 1970.

ME530	70-74	all, (late 1970)
-------	-------	------------------

Mopar Side Marker Lenses



MD2054A

MD2055A

1968 Dodge A, B-Body Side Marker Lamp AUTHORIZED

Reproduction curved-style side marker lamp assemblies for various 1968 Mopar A, B-Body models. Each assembly features correct lens coloration and includes the bezel, bulb housing, socket, lens gasket, and retaining hex nut to correctly replace the original. Sold individually.

Notes: Coronet and Super Bee used flat lamps on the front and curved lamps on the rear.

1968 Dart	1968 Coronet
1968 Charger	1968 Super Bee

MD2054A	68	front	Dart/Charger only
MD2055A	68	rear	all



MB2056

MB2057

1969 Mopar A/B-Body Side Marker Lenses AUTHORIZED

Reproduction side marker lenses for all 1969 A/B-Body models except wagons. Lenses are available for both front and rear side markers. Manufactured to factory specifications with the correct contours and coloration for an original fit and appearance. Sold in pairs.

MD2056	69	front	except wagon
MD2057	69	rear	except wagon



1969 Mopar A/B-Body Side Marker Bezels AUTHORIZED

Reproduction side marker bezels for all 1969 A/B-Body models except wagons. For use on both front and rear side markers. Manufactured to factory specifications with the correct finish proper contours for an original fit and appearance. Sold in pairs. Two pair required per vehicle.

MD2060	69	except wagon
--------	----	--------------



1969-72 Mopar A, B, E-Body Fender Mounted Turn Signals

Reproduction of the front fender mounted turn signal assemblies for the 1969-72 Dodge and Plymouth A, B, E Body models listed. Manufactured to factory specifications for a perfect fit and appearance. Sold in pairs. AUTHORIZED

A-Body
1969-70 G 72 Valiant
1970-72 Dart
1970 G 72 Duster

B-Body
1972 Scamp
1969 Belvedere
1969 Satellite
1969-71 Coronet
1971 Charger

E-Body
1970 Challenger w/340

MD326	69-72	A, B, E-Body
-------	-------	--------------



MD2058

MD2059

1970-71 Plymouth Front & Rear Side Marker Lenses AUTHORIZED

Reproduction of the side marker lenses for various 1970-71 Plymouth B-Body models including 1970 GTX/Road Runner and 1970-71 Duster models. Manufactured to factory specifications with the correct markings and lens color.

MD2058	70-71	front
MD2059	70-71	rear



MB1790

MB1793

1970 Plymouth Front & Rear Side Marker Assemblies AUTHORIZED

Reproduction of the side marker assemblies for various 1970 Plymouth B-Body models including 1970 GTX/Road Runner. Manufactured to factory specifications with the correct markings and lens color.

MB1790	70	front	LH
MB1791	70	front	RH
MB1793	70	rear	LH
MB1792	70	rear	RH



MB1794

MB1795

1971 Charger & Super Bee Side Markers AUTHORIZED

Reproduction front and rear side marker assemblies for 1971 Dodge Charger and Super Bee models. Each assembly is manufactured to factory specifications with the correct housing and proper lens color. Fits both LH and RH. 2 required per vehicle.

MB1794	71	front	LH or RH
MB1795	71	rear	LH or RH

1971-72 Duster Turn Signal Pigtail And Socket

Reproduction park lamp pigtail and socket for 1971-72 Plymouth Duster models equipped with a sharktooth grill. Manufactured to original specifications with correct twist on style sockets, based on the 1972 design 3 blade connector. It is constructed in stamped steel with a rubberized protective boot. Bulb sold separately. Pre-packaged in OER® polytube.

3513307	71-72	Twister/340
---------	-------	-------------



3587436

3587440

1972-76 A, B, E-Body Side Marker Lenses AUTHORIZED **New!**

OER Authorized reproduction of the front and rear side marker lamp lens for 1972-76 A-Body, 1972-75 B-Body and 1972-74 E-Body models. These lenses include a gasket.

			1972-76 A-Body
			1972-75 B-Body
			1972-74 E-Body

3587436	72-76	front
3587440	72-76	rear

Mopar Park Lamp Lenses

1964 Polara Park Lamp Lenses

OER AUTHORIZED

Reproduction of the park lamp lenses for all 1964 Polara models. Manufactured to factory specifications for a authentic appearance.



MB5980 64 Polara



MA8172



MA2069

OER AUTHORIZED

1968 Dart Park Lamps & Lenses

Reproduction of the park lamp assemblies for all 1968 Dart models. Manufactured to factory specifications for an authentic appearance, assemblies include the housings and lenses. Park lamp lenses includes the lens-to-housing gaskets.

MA8172 68 Dart assembly
MA2069 68 Dart lens only



MB5984



MB5986

1968-69 Coronet Park Lamps & Lenses

OER AUTHORIZED

Reproduction of the park lamp assemblies for 1968-69 Coronet models. Assemblies include the housings and the lenses that are manufactured with the correct circular pattern and amber color for a authentic appearance. Park lamp lenses includes the lens-to-housing gaskets.

MB5984 68-69 Coronet assembly
MB5986 68-69 Coronet lens only



MB5986



MB2124

OER AUTHORIZED

1970 B-Body Park Lamps & Lenses

Reproduction of the park lamp assemblies for 1970 B-Body models including Belvedere, GTX, Road Runner, Satellite, and Superbird models. Manufactured to factory specifications for a authentic appearance. Park lamp lenses include gaskets.

MB5986 70 B-Body assembly
MB2124 70 B-Body lens only

New!



MB8144

OER AUTHORIZED

1970-74 Challenger/Charger Park Lamp Assembly

Reproduction park lamp assemblies for 1970-74 Dodge Challenger and 1970 Dodge Charger models. Each assembly is manufactured to factory specifications with the correct housing, wire pig tail and proper lens color.

ME8144 70-74 LH
ME8145 70-74 RH

New!



1970 Charger, 70-74 Challenger Park Lamp Lenses

OER AUTHORIZED

Each factory-style reproduction park lamp lens is manufactured to factory exact factory specifications. Lenses are injection molded with quality materials and feature correct markings with Pentastar logo. Officially licensed Mopar Authentic Restoration Product. Pre-packaged in OER® chipboard box.

MD2062 70 Charger
MD2062 70-74 Challenger



MA1181



3478549

1971-72 Duster Sharktooth Park Lamp Lenses & Gaskets

OER AUTHORIZED

Reproduction park lamp lenses and gaskets for 1971-72 Duster models equipped with a Sharktooth grill. Lenses are manufactured from injection molded plastic and feature all the correct markings, Pentastar logo, and silver trim as original. Set includes 2 lenses, 2 gaskets, 8 screws and mounting nuts. Pre-packaged in OER® box. The gaskets are die cut sponge rubber with a peel and stick self-adhesive backing for easy installation. Pre-packaged in OER® polytube with Mopar logo.

MA1181 71-72 lenses
3478549 71-72 gaskets

1971-72 Duster Sharktooth Grill Park Lamp Mounting Hardware

Reproduction of the hardware set used to attach the park lamp assemblies to the Sharktooth grill on 1971-72 Plymouth Duster/ Twister 340 with the Sharktooth grill. This is a set of 8 nuts and 8 screws to attach both park lamp assemblies. Pre-packaged in OER® polytube.

MA4743 71-72



OER AUTHORIZED

1971-74 Charger Park Lamp Lenses

Reproduction of the park lamp lenses for all 1971-74 Charger models. Manufactured to factory specifications with the center square design and clear lens as original.

MB2123 71-74 Charger



ME1525



ME1308

1972-74 Barracuda Park Lamp Lenses & Bezels

OER AUTHORIZED

Reproduction of the park lamp lenses and bezels for all 1972-74 Barracuda models. Manufactured to factory specifications. Lens gasket not included.

ME1525 72-74 lenses
ME1308 72-74 bezels

Mopar Tail Lamp Lenses



1964 Dodge Polara Tail Lamp Lens **OER AUTHORIZED**

Reproduction tail lamp lenses for 1964 Dodge Polara models. Manufactured as original for a perfect fit and appearance. Lens to housing gaskets are included. Sold in pairs.

MB2128 64 Polara



OER AUTHORIZED 1968 Dodge Dart Tail Lamp Lens

Reproduction tail lamp lenses for all 1968 Dodge Dart models. Manufactured to factory specifications for a perfect fit and appearance. Gaskets included, sold in pairs.

MA2081 68 Dart



OER AUTHORIZED **1970 Dodge Dart Tail Lamp Lens**

Reproduction tail lamp lenses for all 1970 Dodge Dart models. Manufactured as original for a perfect fit and appearance. Sold in pairs.

MA2083 70 Dart



OER AUTHORIZED

1967 Dodge Dart Tail Lamp Assemblies

Reproduction tail lamp assemblies for all 1967 Dodge Dart models. Manufactured to factory specifications for a perfect fit and appearance. Sold in pairs.

MA8170 67 Dart



OER AUTHORIZED 1969 Dodge Dart Tail Lamp Lens

Reproduction of the tail lamp lenses for all 1969 Dodge Dart models. Manufactured as original for a perfect fit and appearance. Gaskets included, sold in pairs.

MA2082 69 Dart



MB2139

1971 GTX/Road Runner Tail Lamp Lens **OER AUTHORIZED**

Reproduction tail lamp lenses for 1971 GTX and Road Runner models. Manufactured with or without black trim as original. Lens to housing gaskets are included. Sold in pairs.

MB5982 71 w/black trim

MB2139 71 w/o black trim



1968 Dodge Dart Tail Lamp Assemblies **OER AUTHORIZED**

Reproduction tail lamp assemblies for all 1968 Dodge Dart models. Manufactured to factory specifications for a perfect fit and appearance. Sold in pairs.

MA8171 68 Dart



MA2477

2930725

1968-69 Dodge Dart Tail Lamp Housings **OER AUTHORIZED**

Reproduction inner tail lamp housings for all 1968-69 Dodge Dart. Manufactured as original with a bright chrome finish and the inner red baffle lenses. Sold individually.

MA2477 68 LH

MA2478 68 RH

2930725 69 LH

2930724 69 RH



MB5983

OER AUTHORIZED 1973-74 Dodge Charger Tail Lamp Lens

Reproduction tail lamp lenses for 1973-74 Dodge Charger models. Manufactured with or without silver trim as original. Lens to housing gaskets not included. Sold in pairs.

MB2145 73-74 w/silver trim

MB5983 73-74 w/o silver trim

Mopar Back-Up Lenses/Bezels



New!

1966 Coronet Tail Lamp Bezels

OER® reproduction tail lamp bezel for all 1966 Dodge Coronet models. Manufactured as original for a correct fit and appearance. Sold as a pair. Pre-packaged in OER® polytube. Made in USA.

MB1456 66 Coronet



OER AUTHORIZED



1966-67 Charger Tail Lamp Bezels

Reproduction of the "C" shaped tail lamp bezels for all 1966-67 Dodge Charger models. Manufactured to factory specifications for a perfect fit and appearance. Sold in pairs.

MB2155 66-67 Charger



MB1986

1967 Plymouth GTX/Satellite Tail Lamp Bezels

Reproduction tail lamp bezels for 1967 Plymouth GTX and Satellite models. Available with Argent Silver or Red painted inners as original. Manufactured to factory specifications for a perfect fit and appearance. Sold in pairs.

MB1986 67 w/Argent Silver inners

MB2161 67 w/Red inners



MA2088



MA2089

OER AUTHORIZED

1968-69 Dodge Dart Tail Lamp Bezels

Reproduction tail lamp bezels for 1968-69 Dodge Dart models. Manufactured to factory specifications for a perfect fit and appearance. Sold in pairs.

MA2088 68 Dart

Dart

MA2089 69 Dart

Dart



1969 Road Runner Tail Lamp Bezels

Reproduction die cast tail lamp bezels for 1969 Plymouth Road Runner models. These bezels are manufactured to original specifications in the USA and feature correct markings for an authentic replacement. Sold as a pair.

MB2167 69 Road Runner

Road Runner

1971 GTX/Road Runner Tail Lamp Bezels

OER AUTHORIZED



Factory-style reproduction tail lamp bezels for 1971 GTX and Road Runner models. Enhance the appearance of your Mopar by replacing pitted, damaged or missing original tail lamp bezels with these high quality bezels. Sold in pairs and feature all correct markings.



MB2165 71 GTX/Road Runner

GTX/Road Runner



OER AUTHORIZED

1964 Polara Back-Up Lamp Lenses

Reproduction of the back-up lamp lenses for all 1964 Polara models. Manufactured to factory specifications for an authentic appearance. Gaskets are included.

MB5981 64 Polara

1963-65 B-Body Back-Up Lamp Assembly

OER AUTHORIZED

Replacement back-up lamp assemblies for 1963-65 Plymouth B-Body models. Features the correct lens pattern, chrome housing, and lens to housing gasket.

Notes: Will not fit wagon models.

MB1771 63-65 Belvedere

Belvedere

MB1771 65 Satellite

Satellite



OER AUTHORIZED

1970 B-Body Back-Up Lamp Lens

Reproduction back-up lamp lens for 1970 Plymouth GTX and Road Runner Satellite and Super Bird models. Manufactured to factory specifications.

MB274 70 B-Body

B-Body

1970 B-Body Back-Up Lamp Assemblies

OER AUTHORIZED

Reproduction back-up lamp assemblies for 1970 B-Body models including Belvedere, GTX, Road Runner, Satellite and Superbird. Manufactured to factory specifications.



MB5985 70 B-Body

B-Body

Mopar Under Hood Components

New!



OER AUTHORIZED

1970-76 Dodge Dart/Plymouth Duster Dual Snorkel Hood Scoops

Reproduction dual snorkel style hood scoops designed to fit the Dodge Dart and Plymouth Duster hood. Manufactured out of fiberglass and designed to use with stock Ram Air.

MA2445	70-72	Dart
MA2447	70-76	Duster



OER AUTHORIZED

1967-68 Dart/Coronet Hood Latch

Reproduction of the original hood latch for 1967-68 Dodge B-Body models including Dart and 1967 Dodge B-Body models including Coronet exc. Charger.

2802432	67	Coronet exc. Charger
2802432	67-68	Dart



OER AUTHORIZED

1966-78 Mopar A, B, E-Body Horns

Reproduction horn assemblies for 1966-78 Mopar A, B, E-Body models. Each horn assembly is manufactured to factory specifications including correct OEM markings, and designed to produce the correct pitch notes as original. Mounting is pre-packaged in OER[®] box. Officially licensed by Mopar

MH108	66-78	all exc. Road Runner
-------	-------	----------------------

1963-76 Mopar Temperature Sending Unit **OER AUTHORIZED**

Reproduction temperature sending unit for various 1963-76 Mopar vehicles. This sending unit provides a signal for the temperature gauge or warning lamp.

1968-76 Mopar A, B, E-Body w/AC
1963-76 Mopar A, B, E-Body w/o AC

2426458	63-76	A, B, E-Body
---------	-------	--------------



2095608



2444442

OER AUTHORIZED

1962-74 Mopar Starter Relays

Service replacement starter relay for 1962-74 Mopar models. This relay mounts on the inner fenderwell near the battery and controls the original function.

Notes: *1966-74 Mopar A, B & E-Body except 1964-69 models with manual transmission

2095608 2.65 automatic trans

2095609 2.65 manual trans

2444442 66-74 all

2444453 66-69 manual trans



MM1138

1967-74 Mopar A, B-Body Fender Braces **OER AUTHORIZED**

Reproduction steel fender braces for various 1967-74 Mopar A, B-Body models. Manufactured to factory specifications from black zinc steel as original. Sold individually. 2 required per vehicle. Made in USA. Pre-packaged in OER[®] polytube.

MM1139 67-74 A-Body

MM1139 66-67 B-Body exc. Charger

MM1138 68-69 B-Body exc. Charger

New!



1967-69 A-Body Wire Strap Set

Reproduction wire strap set for various 1967-69 A-Body models. These straps are used to retain wire harnesses at various locations under the hood. Set of 6 straps. Pre-packaged in OER[®] polytube.

MD651102	67-69	A-Body
----------	-------	--------



MD2387

OER AUTHORIZED

1963-66 Mopar Battery Tray

Reproduction of the battery tray for all 1963-66 A-Body and 1966-69 B-Body models. Stamped steel battery tray features the correct contours as original and EDP coated for rust prevention.

MA2265 63-66 A-Body

MD2387 66-69 B-Body



MD2456

1963-74 Mopar Battery Tray Support Bracket **OER AUTHORIZED**

Reproduction battery tray support bracket for 1963-74 A, B, & E-Body models. This bracket is designed to support the battery tray inside the engine compartment. 2 required per vehicle.

1963-66 A-Body Dart & Valiant 1970-74 E-Body 1966, 1971-72 B-Body

2208591 63-66 A-Body

MD2456 66 B-Body 2 req'd

MD2456 71-72 B-Body 1 req'd

MD2456 70-74 E-Body 1 req'd

1970-72 Negative Battery Cable **New!**

Reproduction negative battery cables for 1970-72 Dodge and Plymouth models. Cables feature correct lead length and markings. Pre-packaged in OER[®] polytube.

B-Body

1970-71 383, 440, 440+6

1972 400, 440

E-Body

1970-71 383, 440, 440+6

MD2569 70-72

1969-74 Positive Battery Cable **New!**

Reproduction positive battery cables for 1969-74 Dodge and Plymouth models. Cables feature correct lead length and markings. Pre-packaged in OER[®] polytube.

A-Body

1969-70 big block

1971-74 6 cyl.

B-Body

1969-72 big block

1971-72 6 cyl.

E-Body

1969-71 big block

1970-72 6 cyl.

MB2534 69-70 big block

MD2570 70-74 6 cyl. & big block

Mopar Wiper Parts

OER AUTHORIZED AUTHENTIC RESTORATION

1967-70 Mopar B-Body Windshield Washer Fitting

Reproduction of the windshield washer fluid fitting for 1967-70 B-Body models. Factory style fitting in the correct configuration for the models listed.



1967-70 Charger	1967-70 GTX
1967-70 Satellite	1967-70 Super Bee
1967-70 Coronet	1968-70 Road Runner
1967-70 Belvedere	1970 Superbird

667321 67-70 B-Body "F" style

1970-74 Mopar B, E-Body Windshield Washer Fitting

OER AUTHORIZED AUTHENTIC RESTORATION

Reproduction of the windshield washer fluid fitting for 1971-74 B-Body and 1970-74 E-Body models. Factory style fitting in the correct configuration for the models listed.



B-Body	E-Body
1971-74 Charger	1970-74 Barracuda
1971-74 Satellite	1970-74 Cuda
1971-74 Coronet	1970-74 Challenger
1971 GTX	
1971 Super Bee	
1971-74 Road Runner	

667323 70-74 "airplane" style

1963-70 A & C-Body Windshield Washer "F" Fitting

OER reproduction factory-style windshield washer "F" connector for 1963-70 Dodge and Plymouth A and C body models. Manufactured to original specifications and feature the correct off-white color plastic for an unmatched fit and appearance. Sold individually. One required per car. Pre-packaged in OER® polytube.

New!



667322 63-70 A-Body
667322 63-70 C-Body

New!


OER AUTHENTIC RESTORATION

1968-70 B-Body Windshield Washer Jar

Reproduction windshield washer jar for all 1968-70 Dodge and Plymouth B-Body models. Jar is manufactured from high quality blow molded plastic material and features the correct markings as original. Includes filler cap, pump grommet and mounting hardware for installation. Features correct mounting points and a clear finish. Officially licensed Mopar Authentic Restoration Product. Pre-packaged in OER® polytube.

Note: For use with electric washer pump (pump not included).

MB2289 68-70 B-Body



OER AUTHORIZED

1966-74 Mopar A, B, E-Body Windshield Washer Nozzle Kits

Reproduction of the factory style windshield washer nozzles for 1966-74 Dodge and Chrysler A, B and E-Body models. Windshields wiper nozzles are built to original specifications and feature correct painting for an un-matched fit and appearance. Washer nozzle kits include nozzles, mounting tabs and screws where applicable.

K6671	67-74	A-Body
K6673	66-67	B-Body
K6675	68-70	B-Body
K6677	71-72	B-Body
K6679	70-71	E-Body

New!



1968-69 A-Body "Anco Style" Windshield Wiper Arms

OER® reproductions of the "Anco style" wiper arms for 1968-69 A-Body Dodge and Plymouth models. Made from stamped and formed polished stainless steel and a chrome plated cap with correct design spline. Will work with both aftermarket and OE wiper blades. Pre-packaged in OER® polytube.

2889951 68-69 A-Body

New!



1968-74 A, B, E-Body "Anco Style" Wiper Blades/Inserts

OER® reproduction windshield wiper blades and inserts for the various Dodge and Plymouth models listed. These 16" "Anco style" wiper blades are manufactured from stamped steel with a quality molded rubber insert. Blades sold as a pair. Replacement rubber inserts are available and sold individually. Pre-packaged in OER® polytube.

A-Body	B-Body
1968-71 All	1968-71 All
1972-74 2 Dr Hardtop	E-Body
1972-74 4 Dr Sedan	1970-74 All

ME7601 68-74 wiper blades

ME7602 68-74 replacement inserts

New!



1970-74 E-Body "Anco Style" Windshield Wiper Arms

OER® reproductions of the "Anco style" wiper arms for 1970-74 Dodge and Plymouth E-Body models. Made from stamped and formed polished stainless steel and a chrome plated cap with correct design spline. Will work with both aftermarket and OE wiper blades. Sold as a pair. Pre-packaged in OER® polytube.

ME7600 70-74 E-Body

Mopar Fuel Tanks

OER® Authorized Fuel Tanks

These reproduction fuel tanks are manufactured to factory specifications from stamped steel and are available in a variety of finishes to suit your build. Basic zinc coated steel tanks are a great value, offering strong corrosion resistance at a reasonable price. Ni-Terne steel tanks provide an OE-quality appearance for discerning restorers. For show-quality builds, stainless steel tanks offer superior corrosion resistance with a spectacular polished finish.

Zinc-Coated Fuel Tanks ★★★★★

- Quality Replacement Tank
- Standard Corrosion Resistance
- Manufactured to Factory Specifications



Ni-Terne Steel Fuel Tanks ★★★★★

- OE-Quality Reproduction Tank
- Exceptional Corrosion Resistance
- Manufactured to Factory Specifications



Stainless Steel Fuel Tanks ★★★★★

- Show-Quality Replacement Tank
- Superior Corrosion Resistance
- Stainless Steel Polished Finish
- Manufactured to Factory Specifications



New! OER AUTHORIZED

1963-76 A-Body Dodge and Plymouth Fuel Tanks

These replacement fuel tanks for 1963-76 A-Body models are designed for an original appearance and fit. These tanks are available manufactured from aftermarket zinc coated steel, Ni-Terne steel as original or stainless steel. Lock ring and gasket not included.

Note: Shipped double oversize.

Zinc Coated Steel

FT6000A	63	18 gal.	
FT6001A	64-66	18 gal.	with 2" filler hole
FT6002A	67	18 gal.	with 2-1/4" filler hole
FT6003A	68-70	18 gal.	without vent pipe
FT6004A	70-71	16 gal.	with 4 vent pipes (side)
FT6005A	71-76	16 gal.	with 1 vent pipe (front)

Original Ni-Terne Steel

FT6000B	63	18 gal.	
FT6001B	64-66	18 gal.	with 2" filler hole
FT6002B	67	18 gal.	with 2-1/4" filler hole
FT6003B	68-70	18 gal.	without vent pipe
FT6004B	70-71	16 gal.	with 4 vent pipes (side)
FT6005B	71-76	16 gal.	with 1 vent pipe (front)

Stainless Steel

FT6005C	71-76	16 gal.	with 1 vent pipe (front)
---------	-------	---------	--------------------------

1962-73 B-Body Dodge and Plymouth Fuel Tanks **New!**

These replacement fuel tanks for 1962-73 B-Body models are designed for an original appearance and fit. Manufactured from aftermarket zinc coated steel, Ni-Terne steel as original or stainless steel. Lock ring and gasket not included.

Note: Shipped double oversize.

Zinc Coated Steel

FT6006A	62-63	all	15 gal.
FT6007A	64-65	all	15 gal.
FT6008A	66-67	all	19 gal.
FT6009A	68-70	Charger	19 gal. without EEC
FT6010A	70	Charger	19 gal. 4 vent pipes (side)
FT6011A	68-70	exc. Charger	19 gal. 2 vent pipes (front)
FT6012A	70	exc. Charger	19 gal. 4 vent pipes (side)
FT6013A	71-72	before 4/72	19 gal. 4 vent pipes (side)
FT6014A	72-73	after 4/72	19 gal. 4 vent pipes (front)

Original Ni-Terne Steel

FT6006B	62-63	all	15 gal.
FT6007B	64-65	all	15 gal.
FT6008B	66-67	all	19 gal.
FT6009B	68-70	Charger	19 gal. without EEC
FT6010B	70	Charger	19 gal. 4 vent pipes (side)
FT6011B	68-70	exc. Charger	19 gal. 2 vent pipes (front)
FT6012B	70	exc. Charger	19 gal. 4 vent pipes (side)
FT6013B	71-72	before 4/72	19 gal. 4 vent pipes (side)
FT6014B	72-73	after 4/72	19 gal. 4 vent pipes (front)

Stainless Steel

FT6007C	64-65	all	15 gal.
FT6008C	66-67	all	19 gal.
FT6009C	68-70	Charger	19 gal. without EEC
FT6011C	68-70	exc. Charger	19 gal. 2 vent pipes (front)

1970-74 E-Body Dodge and Plymouth Fuel Tanks

These fuel tanks for 1970-74 E-Body models are designed for an original appearance and fit. Manufactured from aftermarket zinc coated steel, Ni-Terne steel as original or stainless steel. Lock ring and gasket not included.

Note: Shipped double oversize.

Zinc Coated Steel

1970-74 Dodge Challenger			
FT6015A	70	all	18 gal. without vent pipe
FT6016A	71-72	before 4/72	18 gal. 4 vent pipes (side)
FT6017A	72-74	after 4/72	18 gal. 4 vent pipes (front)

Original Ni-Terne Steel

FT6015B	70	all	18 gal. without vent pipe
FT6016B	71-72	before 4/72	18 gal. 4 vent pipes (side)
FT6017B	72-74	after 4/72	18 gal. 4 vent pipes (front)

Stainless Steel

FT6015C	70	all	18 gal. without vent pipe
FT6016C	71-72	before 4/72	18 gal. 4 vent pipes (side)
FT6017C	72-74	after 4/72	18 gal. 4 vent pipes (front)

Zinc Coated Steel

1970-74 Plymouth Barracuda			
FT6018A	70	all	18 gal. 1 vent pipe (side)
FT6019A	71-72	before 4/72	18 gal. 4 vent pipes (side)
FT6020A	72-74	after 4/72	18 gal. 4 vent pipes (front)

Original Ni-Terne Steel

FT6018B	70	all	18 gal. 1 vent pipe (side)
FT6019B	71-72	before 4/72	18 gal. 4 vent pipes (side)
FT6020B	72-74	after 4/72	18 gal. 4 vent pipes (front)

Stainless Steel

FT6018C	70	all	18 gal. 1 vent pipe (side)
FT6019C	71-72	before 4/72	18 gal. 4 vent pipes (side)
FT6020C	72-74	after 4/72	18 gal. 4 vent pipes (front)

Mopar Fuel Parts

OER AUTHORIZED



1967-71 Mopar A-Body Fuel Cap

Reproduction fuel cap for 1967-71 Dodge and Plymouth A-Body models. Manufactured as original, this non-vented cap is available with a primer or chrome finish.

MA8173	67-71	primed
MA8174	67-71	chrome



MA8174

OER AUTHORIZED



1969-70 Quick-Fuel Fuel Cap

Reproduction of the quick-fill fuel cap for 1969 Barracuda and 1969-70 Charger models. Manufactured with great attention to detail, this cap offers a factory like appearance with chrome plating and chrome "FUEL" lettering on a black background.

MF362	69-70
-------	-------



OER AUTHORIZED



1968-70 Mopar Gas Cap

Correct reproduction gas cap for various models listed. This is a non-locking and non-vented cap that is for both 6 cylinder and V8 models.

1968-70 Coronet, Belvedere, Satellite

15137	1968-70
-------	---------



OER AUTHORIZED



1967-76 Mopar A-Body Gas Cap

Reproduction of the vented fuel cap for 1967-76 Mopar A-Body models. Manufactured to original specifications with a primer finish ready to prep and paint.

MF368	67-76	A-Body
-------	-------	--------



OER AUTHORIZED



1970-74 Challenger Fuel Cap

Reproduction of the fuel cap for 1970-74 Dodge Challenger models. Manufactured as original, these vented caps come with a primer finish ready to paint and install.

ME1756	70-71	primed
ME1757	72-74	primed



ME1757



1970-74 Challenger "Quick-Fill" Fuel Cap

Replacement "Quick-Fill" fuel cap for 1970-71 Challenger R/T models. Also known as the "Pit-Stop" gas cap, these fuel caps are manufactured to factory specifications. 1970-71 models featured a chrome plated cap with chrome "FUEL" lettering on a black background in the center.

Note: Trim ring not included.

1970-71	Challenger R/T
1970-71	Challenger 100R-R/T models
1972-74	all Challenger models

MF367	70-74	Challenger
-------	-------	------------

1962-76 Dodge/Plymouth Fuel Sending Unit Lock Ring & Gasket

OER AUTHORIZED

OER Authorized reproduction replacement sending unit lock ring and gasket set. Lock ring is manufactured from steel with zinc coating for corrosion resistance. Each set includes the lock ring and rubber gasket.

MF292	62-76	all
-------	-------	-----



OER AUTHORIZED



1962-74 Mopar Fuel Sending Units

These quality reproduction fuel sending units are designed to factory specifications to install and function as original. Each unit comes complete with fuel sender, seal, premium-grade filter and brass float. Pre-packaged in OER's box.

A-Body

MF430	63-76	5/16" outlet-1/4" return
MF431	63-76	3/8" outlet-1/4" return

B-Body

MF458	62-65	5/16" outlet
MF459	62-65	3/8" outlet
MF434	66-67	5/16" outlet
MF435	66-67	3/8" outlet
MF436	68-70	5/16" outlet
MF437	68-70	3/8" outlet
MF438	71-73	5/16" outlet-1/4" return
MF439	71-73	3/8" outlet-1/4" return

E-Body

MF441	70-74	5/16" outlet-1/4" return
MF442	70-74	3/8" outlet-1/4" return



MF458

OER AUTHORIZED



1968-70 Quick-Fill Cap Trim Ring

Reproduction of the trim ring for the "Quick-Fill" fuel cap on 1968-70 Charger models.

Manufactured with great attention to detail, this trim ring offers a factory like appearance with chrome plating and black accents as original.

MF364	68-70	Charger
-------	-------	---------



1962-76 Mopar Fuel Tank Sending Unit Ground Strap

OER AUTHORIZED



Reproduction of the fuel tank sending unit ground strap for 1962-76 A, B, E-Body models. Attaches near the short fuel hose that joins the fuel tank sender line and the long fuel line. Made of steel as original. Measures 3-3/4" in length.

MF290	62-76	A, B, E-Body
-------	-------	--------------



Fuel & Exhaust

New!



FT6101A



FT6103A



FT6102B



FT6104B

AUTHORIZED

1962-76 Fuel Tank Straps

Replace the rusty original straps with these new fuel tank straps for 1962-76 Dodge/Plymouth A, B, E-Body models. When replacing a fuel tank, new straps are a must. Available in EDP coated steel or stainless steel. Mounting hardware is not included except where noted.

Note: 1962-67 models use one strap; 1968-76 models use two straps (sold as a pair).

1962-76 EDP Coated Steel Fuel Tank Straps

FT6101A	63-66	A-Body
FT6102A	67	A-Body
FT6103A	68-76	A-Body
FT6104A	62-65	B-Body
FT6105A	66-67	B-Body
FT6106A	68-70	B-Body
FT6107A	71-73	B-Body
FT6108A	70-74	B-Body

1962-76 Stainless Steel Fuel Tank Straps

FT6101B	63-66	A-Body
FT6102B	67	A-Body
FT6103B	68-76	A-Body
FT6104B	62-65	B-Body
FT6105B	66-67	B-Body
FT6106B	68-70	B-Body
FT6107B	71-73	B-Body

1968-74 Stainless Steel Fuel Tank Straps - With Hardware

FT6109B	68-70	B-Body
FT6110B	70-74	E-Body



1968-70 Mopar B-Body Fuel Filler Neck

AUTHORIZED

Reproduction fuel tank filler neck for 1968-70 B-Body models except Charger. Manufactured to factory specifications from correct-gauge steel to provide the appearance, fit, and function of the original fuel filler neck.

1968-70 Belvedere 1967-70 Coronet
1968-70 GTX 1968-70 Satellite

MB2242 68-70 B-Body



AUTHORIZED

1970-74 Barracuda Fuel Filler Neck

Reproduction fuel tank filler neck for 1970-74 Plymouth Barracuda models. Manufactured from galvanized steel for corrosion resistance, as original.

ME8150 70-74 Barracuda

1963-66 A-Body Fuel Tank Filler Neck Grommet

AUTHORIZED

Reproduction fuel tank filler neck grommets help to eliminate vapors or fuel leaks. Each grommet is designed to seal the area where the steel filler neck attaches to the fuel tank.

MF369 63-66 A-Body

1964-74 Mopar Fuel Tank Filler Neck Grommet

Reproduction fuel filler neck grommet for various 1964-74 models. This grommet is designed to seal the area where the steel filler neck attaches to the fuel tank to seal vapors and prevent fuel leaks. Pre-packaged in OER® polytube.

1967-74 A-Body Models
1964-65 B-Body Models Except Wagon
1966-68 B-Body All
1969 B-Body Except Wagon
1970 B-Body Wagon
1972-74 B-Body Except Wagon

MF296 64-74

1968-70 Charger Fuel Filler Neck Seal

OER® reproduction of the fuel filler neck seal for 1968-70 Charger models. Manufactured as original. Pre-packaged in OER® polytube.

MB1684 68-70 Charger



New!

1970-75 Mopar Fuel Tank To Filler Neck Grommet

Reproduction fuel tank filler neck grommet for various 1970-75 Dodge and Plymouth models. Manufactured from durable rubber. Designed to seal the area where the steel filler neck attaches to the fuel tank to eliminate vapors or fuel leaks. Pre-packaged in OER® polytube.

1975 A-Body
1970-71 B-Body (Except Wagon)
1970-74 E-Body

MF297 70-75

AUTHORIZED



1968-70 B-Body 2-1/4" Muffler Hangers

Reproduction muffler hangers for all 1968-70 B-Body models. These hangers bolt to the floor pan mounting bracket, at the same time support and clamp the tail pipe to the muffler. For use with a 2-1/4" pipe. Pre-packaged in OER® polytube.

MB2637 68-70 B-Body

New!



1970-74 E-Body Muffler Hangers

OER® Reproduction muffler hangers for 1970-74 Barracuda and Challenger models. These hangers secure the rear side of the muffler to the trunk floor. Will fit models with or without exhaust tips. Pre-packaged in OER® polytube.

ME5040 70-74 E-Body

New!



Mopar Power Steering Pumps

1961-74 A, B, E-Body Remanufactured OE Style Power Steering Pumps **OER AUTHORIZED**

These OER Authorized® power steering pumps are carefully inspected and meticulously rebuilt and restored to OEM appearance and function! Reservoirs are reconditioned GM parts in the exact original configuration for complete authenticity! Cap, nut and pulley are not included. The core charge is built into the price, it is not necessary to return the original core.

NO CORE CHARGE REQUIRED!

A-Body w/Saginaw Pump

*Without Smog Pump **With AC

PS6122	69-71	383
MN6159	69-74	V8
MN6159	72-74	6 cyl.
PS6021	75-76	6 cyl.
PS6021*	75-76	V8

A-Body w/Federal Pump

PS6157	69-72	6 cyl.
PS6157	69-74	V8
PS6157**	73-74	6 cyl.
PS6157	75-76	6 cyl.

E-Body w/Saginaw Pump

MN6159	70-72	V8
MN6159	70-72	318
MN6159	70-72	340
PS6122	70-72	V8
PS6122	70-72	383
PS6122	70-72	426
PS6122	70-72	440
MN6159	70-74	V8
MN6159	73-74	6 cyl.

E-Body w/Federal Pump

PS6157	70-74	6 cyl.
PS6157	70-72	V8
PS6157	70-72	318
PS6157	70-72	340
PS6157	73-74	V8

B-Body w/Federal Pump

* Except 400

PS6157	69-76	6 cyl.
PS6157	69	V8
PS6157	69	318
PS6157	70-71	V8
PS6157	70-71	318
PS6157	70-71	340
PS6157	72	V8
PS6157	72	318
PS6157	72	340
PS6157	72	400
PS6157*	73-76	V8

New!



PS6122

B-Body w/Saginaw Pump

* Without Smog Pump ** Except 387

MN6159	69	V8
MN6159	69	318
PS6122**	69	V8
MN6159	70-71	V8
MN6159	70-71	318
MN6159	70-71	340
PS6122	70-71	V8
PS6122	70-71	383
PS6122	70-71	426
PS6122	70-71	440
MN6159	72	V8
MN6159	72	318
PS6122	72	V8
PS6122	72	340
PS6122	72	400
PS6122	72	440
MN6159	73-74	6 cyl.
MN6159	73-74	V8
PS6021	75-76	6 cyl.
PS6021*	75-76	V8
PS6021*	75-76	318
PS6021*	75-76	360
PS6021	75-76	V8
PS6021	75-76	400
PS6021	75-76	440

1969-74 A, B, E-Body Reproduction OE Saginaw Style Power **New!** Steering Pumps **OER AUTHORIZED**

Reproduction Saginaw power steering pumps have been thoroughly tested to meet the highest OEM standards, delivering maximum long-term reliability. Features a new reservoir in the original configuration, with the proper return fitting and correct clocking. The appropriate shaft nut and cap are also included. Pulley and pressure fitting are not included. Pre-packaged in OER® Authorized box.

* Without AC

A-Body with Saginaw Pump

NP6159	69-74	8 cyl.
NP6159	72	6 cyl.
NP6159	73-74	6 cyl.

B-Body with Saginaw Pump

NP6159	69	318
NP6159	70-71	318
NP6159	70-71	340
NP6159	72	318
NP6159	73-74	8 cyl.
NP6159	73-74	6 cyl.

E-Body with Saginaw Pump

NP6159	70-72	318
NP6159	70-72	340
NP6159	70-74	8 cyl.
NP6159	73-74	6 cyl.



1965-66 A, B, C-Body Power Steering Pressure Control Valve Body **New!**

Reproduction return power steering control valve body hose fitting for the steering sector on 1965-66 Dodge and Plymouth models. The return hose of the power steering pump attaches to this fitting. It is mounted to the control valve by two bolts and is sealed by two O-Rings. This valve body accepts a 5/8" diameter return hose. Pre-packaged in OER® polytube.



A-Body

1965-66 Plymouth Valiant, all models
1965-66 Plymouth Barracuda, base models

B-Body

1965-66 Plymouth Belvedere, base models
1965-66 Plymouth Belvedere II, base models
1965-66 Dodge Dart, all models
1965-66 Dodge Coronet, all models
1965-66 Plymouth Satellite, base models
1966 Dodge Charger, all models

C-Body

1965 Dodge Custom 800, base models
1965-66 Plymouth Fury, all models
1965-66 Plymouth Fury II, base models
1965-66 Plymouth Fury III, base models

2267560 65-66 5/8"

1967-74 A, B, E-Body Power Steering Pressure Control Valve Body **New!**

Reproduction return power steering control valve body hose fitting for the steering sector on 1967-74 Dodge and Plymouth models. The return hose of the power steering pump attaches to this fitting. It is mounted to the control valve by two bolts and is sealed by two O-Rings. This valve body accepts a 3/8" diameter return hose. Pre-packaged in OER® polytube.



Note: This is not for use with Hemi engines or 1967-69 A-Body models with a 383 or 440 engine. HIPO with 318, 340 4BBL, 340 Six Pack, 383, 400, 440 4BBL, 440-6.

A-Body

1967-69 Plymouth Barracuda w/HIPO
1967-69 Plymouth 'Cuda w/HIPO
1967-69 Plymouth Barracuda Formula S w/HIPO
1967-69 Dodge Dart GTS w/HIPO
1967-74 Dodge Dart

1967-74 Plymouth Duster
1967-74 Dodge Demon

B-Body

1967-74 Plymouth Road Runner
1967-74 Plymouth GTX
1967-74 Plymouth Satellite
1967-74 Dodge Charger
1967-74 Dodge Super Bee

E-Body

1970-74 Plymouth Barracuda
1970-74 Plymouth AAR Cuda
1970-74 Plymouth Barracuda Gran Coupe
1970-74 Dodge Challenger, R/T, T/A, SE

2537227 67-74 3/8"

Power Steering Pump Reservoir Installation Set - Saginaw Pump **New!**

Reproduction of the power steering pump reservoir installation set for GM cars with a Saginaw power steering pump. 12 piece sets include the stud and bolt set, o-rings/seal and washer set and hose fitting needed to install a reservoir on a Saginaw power steering pump. All components available separately.



1965-76 Complete Set

1253570 black
1253571 chrome

1965-76 Stud and Bolt Set

1253573 black
1253574 chrome

1965-76 O-Ring Set

1253575 8 piece

1965-76 Hose Fitting

1253572 5/8"-18 to 40n

Power Steering Pump Rebuild Set **New!**

A correct reproduction of the power steering pump rebuild set for Dodge and Plymouth cars with a Saginaw power steering pump. Set includes the gaskets and seals needed to rebuild a Saginaw power steering pump. Refer to the factory service manual for instructions.



1253550 65-76

New!



ALFA AUTHORIZED

1965-76 Power Steering Cap

OER® Authorized reproduction power steering pump cap for various GM models with both 6 and 8 cylinder engines. Manufactured in the original style and made for use with Saginaw power steering pumps.

7834183 65-76 OE Style

15431 65-76 Chrome

New!



1969-76 A, B, E-Body Power Steering Pressure Hose

OER® reproduction high pressure power steering hose. This is made up of a reinforced rubberized synthetic hose material with high quality plated steel tubes and crimp sleeves to ensure against leaks. This high-pressure hose has the double-flared end and correct spec threaded couplers for trouble free installation. The high-pressure hose carries high-pressure power steering fluid from the power steering pump to the steering gear box. Pre-packaged in OER® polytube.

#70343

A-Body

1969 Valiant all V8
1969 Barracuda all V8
1969 Dart all V8 (except 383)

B-Body

1969-70 Belvedere 318, 383, 440
1969-72 Charger 318, 383, 400 w/AC, 440
1969-72 Coronet 318, 383, 400 w/AC, 440
1969-72 Super Bee 318, 383, 400 w/AC, 440
1969-72 GTX 400
1969-72 Road Runner 318, 383, 400, 440
1969-72 Satellite 318, 383, 400, 440

E-Body

1970-71 Challenger 383, 440
1970-71 Barracuda 383, 440

#80127M

A-Body

1973 Valiant 6 cylinder with max cool AC
1973 Duster 6 cylinder with max cool AC
1973 Scamp 6 cylinder with max cool AC
1973 Dart 6 cylinder with max cool AC
1973 Demon 6 cylinder w/max cool AC
1973-74 Dart 318, 340, 360

B-Body

1972-74 Charger 318, 340, 360, 440 w/38-1/4" hose
1972-74 Coronet 318, 340, 360, 400, 440 w/38-1/4" hose
1973-74 Satellite 318, 360, 400, 440 w/38-1/4" hose
1973-74 Road Runner 318, 360, 400, 440 w/38-1/4" hose
1976 Charger 318, 360 without air pump
1976 Coronet 318, 360
1973-74 Challenger 318, 340, 360
1973-74 Barracuda 318, 340, 360

70343 69-72

80127M 72-76

OER® Authorized Mopar Radiators

1960-69 Mopar Radiator Cap AUTHORIZED



Reproduction of the radiator cap for all 1960-69 Mopar models with a 26" radiator. Manufactured to factory specifications for a perfect fit and appearance.



MD2239 60-69

1962-76 Replacement Radiators AUTHORIZED

OER® Authorized radiators for a wide variety of Classic Dodge and Plymouth A, B & E-Body models. Each radiator is manufactured in the correct copper/brass materials for an original appearance and fit. Will install without modifying your radiator support or support top panel. Features 1/2" tubes on 9/16" centers. Available in 3 or 4 rows. No exchange necessary, and no core charge required. Made in USA.



Applications for Six Cylinder, Small Block or Big Block

1962-73 Radiators for B-Body Style

Replacement radiators for 1962-73 Mopar B-Body models. Manufactured from copper/brass materials as original, and designed to meet the cooling needs of stock six cylinder, small block and big block V8 engines. Will install without modifying your radiator support or support top panel. Features 1/2" tubes on 9/16" centers. Available in 3 or 4 rows. Please add (A) to the end of the part number for automatic transmission and (S) for manual transmission. Made in USA.

Note: Shipped Oversize.



MB23824

1962 Dart	1962-70 Belvedere	1966-74 Charger
1962-64 Fury, Sport Fury	1963-64 Coronet	1967-71 GTX
1962-64 Saratoy	1965-74 Coronet	1968-71 Super Bee
1962-64 Polara, Polara 500	1965-74 Satellite	1968-74 Road Runner

3 Row Radiators

Core Size 18-1/8" x 22"

MB2359	62-64	225
MB2360	62-64	318
MB2361	62-64	361/383
MB2361	62-64	413/426
MB2362	63-64	225
MB2363	63-64	318
MB2364	63-64	361/383/426
MB2365	63-65	318
MB2366	63-65	361/383/426
MB2367	66-69	small block
MB2369	66-69	big block
MB2371	66-69	426 Hemi
MD2289	70-72	big block
MD2291	73	small block
MD2293	73	big block

Core Size 17-1/2" x 26"

MB2368	66-69	small block
MB2370	66-69	big block
MD2288	70-72	small block
MD2290	70-72	big block
MD2292	73	small block
MD2294	73	big block

Core Size 17-7/8" x 22"

MD2286	71-73	196/225
MD2287	70-72	small block

B-Body 4 Row Radiators

Core Size 18-1/8" x 22"

MB2372	62-64	225
MB2373	62-64	318
MB2374	62-64	361/383
MB2374	62-64	413/426
MB2375	63-64	225
MB2376	63-64	318
MB2377	63-64	361/383/426
MB2378	63-65	318
MB2379	63-65	361/383/426
MB2380	66-69	small block
MB2382	66-69	big block
MB2384	66-69	426 Hemi
MD2297	70-72	big block
MD2299	73	small block
MD2301	73	big block

Core Size 17-1/2" x 26"

MB2381	66-69	small block
MB2383	66-69	big block
MD2296	70-72	small block
MD2298	70-72	big block
MD2300	73	small block
MD2302	73	big block

Core Size 17-7/8" x 22"

MD2295	70-72	small block
--------	-------	-------------

1963-76 Radiators for A-Body Style

Replacement radiators

for various 1963-76

Mopar A-Body models.

Manufactured from copper/

brass materials as original,

and designed to meet the

cooling needs of stock six

cylinder, small block and big block V8 engines. Will

install without modifying your radiator support or

support top panel. Features 1/2" tubes on 9/16"

centers. Available in 3 or 4 rows. Please add (A) to the

end of the part number for automatic transmission

and (S) for manual transmission. Made in USA.

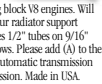
Note: Shipped Oversize.

1963-76 Valiant

1964-69 Barracuda

1970-76 Duster

1971-76 Scamp



1963-76 Dart

1971-76 Demon

1971-76 Dart Sport

651

3 Row Radiators

Core Size 17-1/2" x 22"

MA2240	63-66	170/225
MA2241	63-66	small block
MA2245	67-69	170/225
MA2246	67-69	small block
MA2247	67-69	big block

Core Size 16-1/4" x 22"

MA2242	65	273
--------	----	-----

Core Size 17-1/4" x 22"

MA2243	66	170/225
MA2244	66	273

Core Size 17" x 22"

MA2248	70-72	198/225
MA2249	70-72	318/340
MA2250	73	198/225
MA2251	73	318/340

Core Size 18" x 25-3/8"

MA2252	73-76	318/340/360
--------	-------	-------------

4 Row Radiators

Core Size 17-1/2" x 22"

MA2253	63-66	small block
MA2257	67-69	170/225
MA2258	67-69	small block
MA2259	67-69	big block

Core Size 16-1/4" x 22"

MA2254	65	273
--------	----	-----

Core Size 17-1/4" x 22"

MA2255	66	170/225
MA2256	66	273

Core Size 17" x 22"

MA2260	70-72	198/225
MA2261	70-72	318/340
MA2262	73	198/225
MA2263	73	318/340

Core Size 18" x 25-3/8"

MA2264	73-76	318/340/360
--------	-------	-------------

OER® Authorized Mopar Radiators



MD22975

1970-73 Radiators for E-Body Style

Replacement radiators for various 1970-73 Dodge & Plymouth E-Body models. Manufactured from copper/brass materials as original, and designed to meet the cooling needs of stock six cylinder, small block and big block V8 engines. Will install without modifying your radiator support or support top panel. Features 1/2" tubes on 9/16" centers. Available in 3 or 4 rows. Please add (A) to the end of the part number for automatic transmission and (S) for manual transmission. Made in USA.

Note: Shipped overseas.

1970-73 Barracuda
1970-73 Cuda
1970-73 Challenger

3 Row Radiators

Core Size 17-7/8" x 22"

MD2286 71-73 small block

MD2287 70-72 small block

Core Size 17-1/2" x 26"

MD2288 70-72 small block

MD2290 70-72 big block

MD2292 73 small block

MD2294 73 big block

Core Size 18-1/8" x 22"

MD2289 70-72 big block

MD2291 73 small block

MD2293 73 big block

4 Row Radiators

17-7/8" x 22"

MD2295 70-72 small block

17-1/2" x 26"

MD2296 70-72 small block

MD2298 70-72 big block

MD2300 73 small block

MD2302 73 big block

18-1/8" x 22"

MD2297 70-72 big block

MD2299 73 small block

MD2301 73 big block

New!



MA22364

OER AUTHORIZED



1963-73 Aluminum Radiators

Aluminum radiators for various 1963-73 models. These 2 row radiators are manufactured completely from durable aluminum and are designed to meet the cooling needs of high performance big and small block engines. Will bolt in without modifying your radiator support or support top panel, this radiator offers better heat transfer and is considerably lighter than standard replacement radiators. Made in USA.

Important: add (A) to the end of the part number for automatic transmission and (S) for manual transmission. Note: Shipped overseas.

A-Body - 2 Row Core

Core Size 16-1/4" x 22"

MA2235 65 273

Core Size 17-3/4" x 22"

MA2236 67-69 773/318/340

MA2237 67-69 383

MA2238 70-72 318/340

MA2239 73 318/340

B-Body - 2 Row Core

Core Size 17-3/4" x 22"

MB2352 63-64 318

MB2353 63-64 361/383/426

MB2354 63-64 L6 225

MB2355 66-69 318/340

MB2356 66-69 383/426/440

Core Size 17-3/4" x 26"

MB2357 66-69 318/340

MB2358 66-69 383/426/440

B & E-Body - 2 Row Core

Core Size 17-1/2" x 26"

MD2266 73 small block

MD2265 73 big block

Core Size 17-3/4" x 26"

MD2262 70-72 small block

MD2261 70-72 big block

Core Size 18-1/8" x 22"

MD2260 70-72 small block

MD2264 73 small block

MD2259 70-72 big block

MD2263 73 big block



2277535

3879303



3502462

3441180



2277023

2936684



2932999

3579171



3420815

OER AUTHORIZED

1962-78 Heater Cores

A-Body

* Built Before 5/15/73 ** Built After 5/15/73

Core Size 7-3/4" x 6" x 2"

2277535 67-69 with & w/o AC

Core Size 8" x 6" x 2"

3879303 70-72 w/AC

3502462 73-76 w/AC

3879303 73-76 w/oAC

B-Body

Core Size 8" x 6-3/4" x 2"

3441180 70-74 w/AC

Core Size 8-3/4" x 6-3/8" x 2-1/2"

2277023 62-65 w/o AC

Core Size 7-3/4" x 7-3/4" x 2"

2936684 65-69 w/o AC

2932999 70 w/o AC

2936684 71 w/o AC

Core Size 6-3/8" x 8" x 2

3579171 71-78 w/o AC

E-Body

Core Size 8" x 6-3/4" x 2"

3441180 70-74 w/AC

Core Size 7-3/4" x 6" x 2"

3420815 70-74 w/o AC

A

AC Actuator Screw	69
AC Compressor Bracket	301
AC Compressor Bracket Support	301
AC Condenser Mounting Bracket	301
AC Condenser Mounting Hardware	301
AC Duct Mounting Hardware	169
AC Hose Grommet	168
AC Receiver Mounting Hardware	169
AC/Heater Control Assembly	163
AC/Heater Fan Switch	165
Accelerator Cable Retainer	135
Accelerator Control Cable	134
Accelerator Pedal	135
Accelerator Pedal Bushing	135
Accelerator Pedal Pad	135
Accelerator Pedal Pad Trim Plate	134
Accelerator Pedal Pin	135
Accelerator Pedal Rod Support	135
Accelerator Pedal Tension Spring	134
Accelerator Pedal	135
Accelerator Rod Grommet & Sleeve	135
Accelerator Throttle Lever	135
Actuator Cylinder, Convertible Top	355
Actuator Door Lock	113
Adjuster Bracket, Upper Alternator	407
Adjuster Set, Headlamp - Mopar	447
Adjuster Hood - Mopar	445
Adjuster Seat, Truck	44
Adjusting Sleeve, Tie Rod	396-397
Adjusting Spring, Headlamp Bulb	264
Air Inlet, Radiator Upper	313
Air Cleaner Assembly	310
Air Cleaner Base	310
Air Cleaner Filter Element	310
Air Cleaner Flange Bracket	310
Air Cleaner Gasket	310
Air Cleaner Stud	310
Air Cleaner Wing Nut	310
Air Dam, Front	178, 311
Air Flow Control Cable	69
Air Inlet Deflector	166-167
Air Outlet Vent Assembly	166-167
Air Vent Shut-Off Elbow Assembly, Side	166
Air Vent, Dash Bracket	300
Alternator Adjuster Brace	300
Alternator Bracket	300
Alternator Support	300
Ammeter Gauge	97, 100, 107
Amp Gauge, Console	147-148
Amperage Gauge - Mopar	429
Anchor Bolt, Seat Belt	49
Anchor Bolt, Spare Tire Clamp	371, 429
Antenna	122
Antenna Bezel - GM	122
Antenna Bezel - Mopar	454
Antenna Bezel Nut	122
Antenna Body	122
Antenna Cable	122
Antenna Ground Plate	122
Antenna Lock Nut - Mopar	454
Antenna Mast	122
Antenna Mounting Gasket	122
Anti-Sag Kit, Fuel Tank	388
Applique Pad, Tail Lamp	12
Applique, Tail Lamp	21
Arm Rest / Door Pad	59, 61
Arm Rest Base - GM	59, 60
Arm Rest Base - Mopar	421-422
Arm Rest Base Molding	59
Arm Rest Base Screw - GM	59
Arm Rest Base Screw - Mopar	422
Arm Rest Pad - GM	58, 60-61
Arm Rest Pad - Mopar	422
Arm Rest Panel, Rear Inner Side	346
Arm, Console Lid	151
Arm, Miller	398
Arm, Pinman	398
Arm, Windshield Wiper - GM	132, 289
Arm, Windshield Wiper - Mopar	464
Arm, Windshield Wiper Transmission	290
Ash Tray - GM	89, 120-121, 158
Ash Tray - Mopar	422
Ash Tray Bracket	120
Ash Tray Bumper	91, 156, 216-217
Ash Tray Cover Spring	157
Ash Tray Lock Socket	120
Assembly, Clutch Bellcrank	238
Assembly, Front Side	275
Assembly, Park Lamp	275
Assembly, Rear Side Marker	275
Assembly, Tail Lamp Lens	284
Assist Handle Bezel	114

Assist Handle Retainer Plate	114
Assist Handle, Dash Panel	114
Auto Ventilation Conversion	165
Auto Ventilation Emblem	186
Automatic Gearshift Knob	162
Automatic Shift Plate Lens	155
Automatic Transmission Shift Cable	162

B

B-Pillar Support Brace	337
Back Glass Weatherstrip	219
Back Seat Bracket	358
Back Window Glass	234, 235
Back Window Weatherstrip	219
Back-Up Lamp - GM	279, 280, 283-285
Back-Up Lamp - Mopar	462
Backing Plate, Disc Brake	394
Backing Plate, Shift Lens	155
Badge Holder	4
Bag, OEM Logo Merchandise	4
Ball Joint	400-401
Base, Radiator Reinforcement	330
Base, Nail	178
Base, Arm Rest - GM	59, 60
Base, Arm Rest - Mopar	421-422
Base, Console Gauge	75
Base, Dome Lamp	149
Base, Holeshow Shiftbrake	160
Base, Tail Lamp	284
Battery Cable - GM	296
Battery Cable - Mopar	463
Battery Cable Retainer	301
Battery Hold Down Clamp	296
Battery Retainer	296
Battery Tray - GM	294-296, 306-307
Battery Tray - Mopar	463
Battery Tray Holder	295
Belt Side Mounting - Mopar	310
Belt Side Molding	213
Beltcrank Assembly, Clutch	288
Beltcrank Felt Seal	299
Beltcrank Pivot Ball	299
Beltcrank Pivot Ball Mount Bracket	299
Beltcrank Pivot Ball Mount Bracket	299
Beverage Insulator - OEM Logo	298
Bezel / Lens, Center Dash	85
Bezel, Antenna - GM	122
Bezel, Antenna - Mopar	454
Bezel, Assist Handle	114
Bezel, Cigarette Lighter	119
Bezel, Console Gauge	149
Bezel, Dash	39
Bezel, Dash Air Vent	166-167
Bezel, Dash Knob	117
Bezel, Dash Switch/Shifter	430
Bezel, Dome Lamp	428
Bezel, Door Mirror Inner	352
Bezel, Door Panel Grab Handle	56
Bezel, Headlamp - GM	260-263, 266
Bezel, Headlamp - Mopar	447
Bezel, Headlamp Switch - GM	115
Bezel, Headlamp Switch - Mopar	426
Bezel, Headrest Post - Mopar	419
Bezel, Hood Lifter	329
Bezel, Ignition Indicator	116
Bezel, Ignition Switch - Mopar	426
Bezel, Inner Door Handle	45
Bezel, Instrument Cluster - GM	85, 87
Bezel, Instrument Cluster - Mopar	430
Bezel, Park Lamp	270-273
Bezel, Quarter Dome Lamp	75
Bezel, Radio	122-123
Bezel, Rally Wheel	464
Bezel, Remote Mirror - Mopar	458
Bezel, Side Marker Lamp	274-277
Bezel, Side Marker Lamp - Mopar	459
Bezel, Tail Lamp - GM	278, 282, 284-285
Bezel, Tail Lamp - Mopar	462
Bezel, Trunk Lock	189, 371
Bezel, Washshield Wiper - GM	291
Bezel, Wiper Switch - Mopar	426
Bezel, Tail Lamp - Mopar	462
Blade, Washshield Wiper	289
Blade, Washshield Wiper - Mopar	464
Blower Fan Switch	165
Blower Motor Mounting Hardware	169
Blower Motor Relay	169
Blow, Front Grille	386
Body Mounting Bracket	314
Body Mounting Plate, Subframe	314
Body Panel, Rear - GM	372
Body Plug - Mopar	445
Bolt & Nut, Rear Spring/Front Bracket	393
Bolt Set, Door Hinge	341
Bolt, Bumper	239, 249

Bolt, Bumper Cover Hex Head	249, 313
Bolt, Convertible Top Post	356
Bolt, Door Hinge	341
Bolt, Fuel Tank Mounting Strap	389
Bolt, Headlamp Door Hinge	267
Bolt, Hood Stop Adjustable	267
Bolt, Leaf Spring Anchor Plate/Sway Bar Bracket	390
Bolt, Lower Shock	391
Bolt, Seat Anchor	49
Bolt, Steering Coupler	307
Bomber Jacket - OEM	4
Box Well Molding - Mopar	453
Box Well, Boltthrough to Clutch Fork	458
Box, Console Shift	358
Box, Headlamp Door Actuator Carrier	268
Box, Rear View Mirror	73
Box, Shift - GM F-Body	158
Box, Steering Column to Floor Rubber	129
Box, Upper Clutch Push Rod	298
Box, Convertible Header	354
Box, Headliner	71
Brace, Alternator Adjuster	300
Brace, Back Seat	295
Brace, Battery Tray	358
Brace, Convertible Floor Pan	357
Brace, Fender - Mopar	463
Brace, Fender Extension	334
Brace, Holeshow to Floor	338
Brace, Floor Pan	358
Brace, Front Seat	360
Brace, Fuel Tank	388
Brace, Inner Roof Panel	356
Brace, Power Steering	305
Brace, Quarter Panel	362
Brace, Tail Panel/Trunk	370
Brace, Under Rear Seat	358
Brace, Wheelhouse Box	367
Bracket, Cover, Back Seat Side	46
Bracket, AC Compressor	301
Bracket, Ash Tray	300
Bracket, Battery Tray - Mopar	463
Bracket, Bellcrank Pivot Ball Mount	299
Bracket, Brake Hose	299
Bracket, Clutch Pivot Ball	299
Bracket, Convertible Sun Visor	336
Bracket, Dash Pad Retainer	383
Bracket, Endura Bumper	240-241
Bracket, Engine Mount	319
Bracket, Fan Shroud	313
Bracket, Fender to Valance	354
Bracket, Fold Down Rear Seat	45
Bracket, Frame Mount	319
Bracket, Front Bumper	240, 242, 248
Bracket, Front Bumper Guard	243
Bracket, Front License Plate	239
Bracket, Front Spoiler Mounting	248
Bracket, Front Sway Bar	390
Bracket, Glow Box Door Stopper	357
Bracket, Grill Support	267
Bracket, Headlamp Door Actuator Mounting	268
Bracket, Heater Hose	328
Bracket, Hood Lifter	328
Bracket, Interior Rear View Mirror	73
Bracket, Leaf Spring Eye	392
Bracket, Lower Rocker Panel Extension	352-353
Bracket, Lower Rocker Panel Mounting	352-353
Bracket, Package Tray Panel	375
Bracket, Power Steering Pump	305
Bracket, Radiator Overflow Pan	298
Bracket, Rear Bumper	241-242
Bracket, Rear Bumper Side Cover	248
Bracket, Rear License Plate	298
Bracket, Rear Side Extension	248
Bracket, Rear Sway Bar	390
Bracket, Rocker Panel Extension	252
Bracket, Speed Warning Cable	129
Bracket, Steering Column	132
Bracket, Sway Bar	390
Bracket, Transmission Cable	392
Bracket, Under-Dash Quarter Lamp	241
Bracket, Washshield Wiper Jar	290
Bracket/Cushion, Front Bumper Center	245
Bracket/Spring, Headlamp Over Center	266
Brake Line Bracket	169
Brake Lamp Switch	169
Brake Pedal Pad - Mopar	435
Brake/Clutch Pad Pad - GM	137-138
Brake/Clutch Pad Pad - Mopar	137
Brake/Clutch Pad Pivot Bushing	138
Brushes, Detailing	12-13
Bucket Seat Back Panel - GM	46
Bucket Seat Back Panel - Mopar	419
Bucket Seat Back Stopper	45
Bucket Seat Side Bracket Cover	46
Bucket Seat Tray Assembly	419

Fastener Set, Hood Insulation	525
Fastener Set, Interior	40
Fastener, Clovis Pin	267
Fastener, Door Panel	45
Fastener, Fisswall Guard	40
Fasteners, Fisswall Insulation - Mopar	544
Fender	351, 334
Fender Air Vent Extractors (Louvers)	532
Fender Brace - Mopar	464
Fender Corner Edge Molding, Front	197
Fender Emblem - GM	181-183, 187-188, 190-193
Fender Emblem - Mopar	458-464, 442-443
Fender Extension Brace	285
Fender Eyebrow Molding	208
Fender Molding	211
Fender Ornament - Impala	355
Fender Skirt	255
Fender Skirt Splash Apogee	225
Fender To Valve Brake Bracket	324
Fender Front	350-354
Fender, Rear	533
Fender/Door Extension Molding	205
Ferrule, Door Lock Knob - GM	534
Ferrule, Door Lock Knob - Mopar	257
Filler Panel, Front	238
Filler Panel, Front Bumper	237
Filler, Fuel Sending Unit	594
Filler, Headlamp Door Vacuum Line	267
Firewall Carpet Guard	40
Firewall Grom Rubber Seal Set	221
Firewall Grommet	102, 267
Firewall Insulation Fasteners - Mopar	444
Firewall Pad Retainer	458
Firewall Panel	538
Firewall to Floor Brace	58
Fitting, Heat Gun	301
Fitting, Windshield Washer - Mopar	36-39
Flour Mat - GM	36-39
Floor Pan - GM	357-360
Floor Pan Brace	357, 360
Floor Pan Plug	360
Floor Pan, Truck	368-369
Floor Pan Working	41
Floor, Seat - GM	42-43
Floor, Seat - Mopar	418
Fold Down Rear Seat Bracket	45
Fold Down Rear Seat Carpet	24
Fold Down Rear Seat Partition Holder	14
Forward Console Plate	145
Forward Console Plate Emblem	186
Forward Console Plate Hardware	185
Frame Mount Bracket	519
Frame Mount, Engine	519
Frame, Convertible Top	354
Frame, Grill	538
Frame, License Plate - GM	6-7
Frame, License Plate - Mopar	410
Frame, Seat - Mopar	419
Frame, Vent Window Glass	178
Front Air Dam	178, 511
Front Bumper - GM	236-238
Front Bumper - Mopar	455
Front Bumper Bracket	240, 242
Front Bumper Cover	246
Front Bumper Cover Bracket	248-249
Front Bumper Cover to Lower Spoiler Bracket	248
Front Bumper Emblem	188
Front Bumper Filler	237-238
Front Bumper Guard	245
Front Bumper Reinforcement	238
Front Bumper Stabilizer	242
Front Fender	330-334
Front Fender Corner Edge Molding	197
Front Fender Extension	252, 531
Front Fender Molding	205
Front Filler Panel	253
Front License Plate Bracket	240
Front Seat Brace	538
Front Seat Bracket Retainer	45
Front Side Marker Assembly	275
Front Spoiler	248-249, 251
Front Spoiler Mount Bracket	248-249, 251
Front Spoiler/Side Flare Kit	250-251
Front Sway Bar Bracket	299
Front Sway Bar Bushing	392
Front Valve Mounting	449
Fuel Cap - GM	578
Fuel Cap - Mopar	578
Fuel Door	261, 379
Fuel Door Bumper	217-218
Fuel Door Emblem	185, 189
Fuel Door Spring	578
Fuel Filler Cap - Mopar	466
Fuel Filler Cap Trim Ring - Mopar	466
Fuel Filler Neck - GM	357
Fuel Filler Neck - Mopar	467
Fuel Filler Neck Grommet - GM	387
Fuel Filler Neck Grommet - Mopar	467
Fuel Filler Neck Hose	467
Fuel Filler Neck Hose - Mopar	387
Fuel Gauge - GM	96-97, 100-101, 104, 107-108, 110-111
Fuel Gauge - Mopar	427-429
Fuel Gauge, Console	148
Fuel Line GM	389
Fuel Sending Unit - GM	384-385
Fuel Sending Unit - Mopar	466
Fuel Sending Unit Filter	384
Fuel Sending Unit Gasket - GM	388
Fuel Sending Unit Gasket - Mopar	466
Fuel Sending Unit Lock Ring - GM	380
Fuel Sending Unit Lock Ring - Mopar	466
Fuel Tank - GM	380-382
Fuel Tank - Mopar	465
Fuel Tank Anti-Spillage Set	388
Fuel Tank Mounting Bracket	388
Fuel Tank Mounting Strap - GM	388-389
Fuel Tank Mounting Strap - Mopar	467
Fuel Tank Mounting Strap Bolt	389
Fuel Tank Sending Unit Ground Strap - Mopar	389
Fuel/Brake Dual-Line Clip	389
Fuel Trunk Floor Pan	369

G

Gas Cap - GM	578
Gas Cap - Mopar	466
Gasket Set, Exterior Lamp Lens	38
Gasket Set, Paint Seal	239
Gasket, Air Cleaner	310
Gasket, Alternator Mounting	122
Gasket, Back-Up Lamp Housing to Body	228, 279
Gasket, Back-Up Lens to Housing	279
Gasket, Back-Up/Reverse Lamp	228
Gasket, Carburetor	310
Gasket, Door Handle	225
Gasket, Door Lock Cylinder	225
Gasket, Door Mirror Mount	353
Gasket, Fuel Sending Unit - GM	386
Gasket, Fuel Sending Unit - Mopar	466
Gasket, Fuel Tank Sending Unit	380
Gasket, Hood Lifter	329
Gasket, Hood Pin Plate	230
Gasket, Hood Lamp	230
Gasket, Park Lamp	228, 229, 271
Gasket, Reverse Door Mirror	353
Gasket, Side Marker Lamp	228, 274, 276, 277
Gasket, Tail Lamp	228, 284, 281, 286-287
Gasket, Trunk Lock Cylinder Bezel	371
Gasket, Valve Cover	389
Gauge Assembly, Console	146
Gauge Instrument Cluster	104, 110
Gauge Lens, Dial	84-87, 97
Gauge Mounting Plate, Fuel/Volt	97
Gauge, Ammeter/Volt - GM	97, 100-101, 104, 107, 110
Gauge, Amp - Mopar	427, 429
Gauge, Console	147-148
Gauge, Console Oil Pressure	147-148
Gauge, Fuel - GM	96-97, 100-101, 104, 107-108, 110-111
Gauge, Fuel - Mopar	427, 429
Gauge, Oil Pressure - GM	99, 101, 104, 107, 110
Gauge, Oil Pressure - Mopar	427, 429
Gauge, Speedometer - GM	92-93, 98, 102-103, 105, 108, 110
Gauge, Speedometer - Mopar	427-428
Gauge, Tachometer - GM	94-95, 99, 103, 106, 111
Gauge, Tachometer - Mopar	427-428
Gauge, Temperature - GM	97, 99-101, 104, 107, 110
Gauge, Temperature - Mopar	427, 428
Geat, Speedometer	109
Geashield, Bumper	162
Glass Assembly, Vent Window	232-233, 235
Glass Cleaner	10
Glass Guide, Door - GM	230
Glass Guide, Door - Mopar	458
Glass Kit	231
Glass, Back Window	232, 234-235
Glass, Bullet-Style Door Mirror	352
Glass, Door Window	231-235
Glass, Quarter Window	232-234
Glass, Vent Window	232-235
Glass, Windshield	232-235
Glove Box Catch Plate	91
Glove Box Door	90
Glove Box Door Bumper	91, 214, 216-217
Glove Box Door Emblem	91, 186, 189
Glove Box Door Mounting Bracket	91
Glove Box Liner Clip	91
Glove Box Lock	91
Glove Box Lock Set	91
Glove Box Striker	91
Glove Box Screw	91
Glove Box, Console	151
Glove Box, Dash	90

Glove Box, Interior	90
Grab Handle, Interior Door	56-57
Grill - GM	254-259
Grill - Mopar	446
Grill Anchoring Nut	259
Grill Clip	446
Grill Emblem - GM	179-180, 188, 192
Grill Emblem - Mopar	456
Grill Emblem, Interior	179
Grill Fastener Set	255
Grill Frame	258
Grill Guard	256
Grill Inset	257
Grill Molding - GM	204, 208, 211, 254
Grill Molding - Mopar	448
Grill Reinforcement	445
Grill Support Bracket	257
Grill Vertical Divider Insert	241
Grill Door Jamb Vent	366
Grill, Kick Panel Speaker	69
Grill, Speaker	79, 122
Grummet, AC Hose	168
Grummet, Convertible Top Motor - GM	356
Grummet, Convertible Top Motor - Mopar	399
Grummet, Crankcase	399
Grummet, Firewall	399
Grummet, Fuel Filler Neck - GM	387
Grummet, Fuel Filler Neck - Mopar	467
Grummet, Heater Core Pipe	158
Grummet, Parking Brake Rod	169
Grummet, T Top Retaining Clip	227
Grummet, Valve Cover	309
Grummet, Windshield Wiper Motor	289
Grummet/Wiper	40
Grummet/Wiper, Accelerator Rod	155
Ground Strap, Fuel Tank Sending Unit - Mopar	466
Ground Strap, Headlamp/Wiper Switch	215
Guard, Front Bumper	243
Guard, Grill	116
Guide, Door Glass	458
Guide, Shoulder Belt	49
Guide, Trunk Weatherstrip	229

H

Handle Mechanism, Door	63
Handle, Door Window Crank - GM	66-67
Handle, Door Window Crank - Mopar	423
Handle, Horsehoe Shifter	160
Handle, Interior Door - Mopar	423
Handle, Interior Door	63
Handle, Interior Door Grab	56
Handle, Outer Door - GM	547-549
Handle, Outer Door - Mopar	427
Handle, Shifter	161
Handle, T-Top	227
Handle, Vent Window	65-66
Handle, Window Crank - GM	67
Handle, Window Crank - Mopar	423
Hanger, Muffler - Mopar	467
Hardware Kit, Body Mounting	414
Hardware Set, Console Mount	145
Hardware Set, Horsehoe Shifter	160
Hardware, Door Window - Mopar	343
Hardware, Forward Console Plate	145
Hardware, Heater Delete Plate	149
Hardware, Hood Lifter	460
Hardware, Park Lamp - GM	271
Hardware, Power Steering Pump Mounting - Mopar	427
Hatchback Weatherstrip	229
Hazard Lamp Switch Knob	117
Head, Outer Mirror	352
Header Panel	244
Header Panel Emblem	188, 189, 192
Header Panel Molding	244
Header Panel Adjuster Set - GM	204
Header Panel Adjuster Set - Mopar	447
Headlamp Bezel - GM	266-265, 447
Headlamp Bezel - Mopar	447
Headlamp Bezel Hardware - GM	261-262, 264
Headlamp Bezel Hardware - Mopar	447
Headlamp Bushing Set	267
Headlamp Dimmer Switch - GM	112
Headlamp Dimmer Switch - Mopar	447
Headlamp Door	254, 266
Headlamp Door Actuator	268
Headlamp Door Actuator Connector	268
Headlamp Door Actuator Cable Boot	268
Headlamp Door Actuator Mounting Bracket	268
Headlamp Door Actuator Shield	268
Headlamp Door Hinge Bolt	267
Headlamp Door Hiding	266
Headlamp Door Mirror	261, 268
Headlamp Door Vacuum Line Filter	267
Headlamp Housing	265
Headlamp Motor Circuit Breaker	265

Lens, Back-Up Lamp - Mopar	462	Molding Kit, Exterior	197	Mug - OER Logo	4
Lens, Console	114	Molding, Arm Rest	59-60	Murphy-Slater Linkage Set	160
Lens, Console Gauge	147, 149	Molding, Back Glass/Rear Window	209	N	
Lens, Console Lamp - GM	157	Molding, Bed Side	213	Nack, Fuel Filler	287
Lens, Console Lamp - Mopar	434	Molding, Body	453	Negative Battery Cable	296
Lens, Dome Lamp - GM	74-75	Molding, Convertible Pillar	199	Nozzle, Fine Hole	13
Lens, Dome Lamp - Mopar	424	Molding, Dash Pad Trim	78	Nozzle, Headlamp Washer	20
Lens, Heater and AC Control	164	Molding, Deck Opening - Mopar	453	Nozzle, Windshield Washer - GM	299
Lens, Instrument Cluster - GM	84-87	Molding, Door Edge - Mopar	197, 199, 211	Nozzle, Windshield Washer - Mopar	464
Lens, Instrument Cluster - Mopar	430	Molding, Door Panel	50-51	Nut, Antenna Bezel	122
Lens, License Lamp	288	Molding, Door Window Frame	209	Nut, Grill Attaching	259
Lens, Park Lamp - GM	269-270, 272-273	Molding, Door Window	211	Nut, Headlamp Bezel Mount	201, 204
Lens, Park Lamp - Mopar	460	Molding, Fender Exterior	205, 208	Nut, Headlamp Switch	119
Lens, Side Marker Lamp - GM	273-277	Molding, Fender/Door Extension	205	Nut, Headlamp Switch Mounting	275
Lens, Side Marker Lamp - Mopar	459	Molding, Front Door Pillar	199	Nut, Ignition Switch	177
Lens, Speedometer/Oil/Brake	497	Molding, Front Valve	409	Nut, Side Marker Lamp	114
Lens, Tail Lamp - GM	278-285	Molding, Grill - GM	204, 208, 211, 254	Nut, Spare Tire Hold Down Rod	471
Lens, Tail Lamp - Mopar	461	Molding, Grill - Mopar	448	Nut, Steering Wheel Mounting - Mopar	332
Lens, Turn Signal - Mopar	431	Molding, Header Panel	244	Nut, Sulfurless	217
Lens/Wheel Set, Quarter Dome Lamp	74-75	Molding, Headlamp Door	266	Nut, Windshield Wiper Switch	116
Lens/Wheel Set, Quarter Dome Lamp - Mopar	424	Molding, Headliner Corner Trim	208, 211	Nut/Screen, Headlamp Beam Adjusting	264
Lens/Housing, Park Lamp	269-273	Molding, Hood	208, 211	Nylon Retaining Clip	249
Letters, Tail Panel - Pontiac	189	Molding, Hood Lip - GM	204, 208, 211		
Level Accelerator Throttle	135	Molding, Hood Lip - Mopar	448	O	
Level Heater Control	164	Molding, Interior Pillar Post	199	O-Ring, Door Handle	549
Level Tire Wheel Release	128	Molding, Instrument Panel	114	Oil Fill Cap	309
Level, Turn Signal	128	Molding, Interior Door Jamb Windface	226	Oil Pan	201
Level, Door Lock - Mopar	392	Molding, Interior Door Panel	50	Oil Pan Battery Cable Clip	296
License Lamp Assembly	288	Molding, Interior Door Panel	50	Oil Pressure Gauge, Console	148
License Lamp Gasket	290, 288	Molding, Interior Door Panel	50	Oil Pressure Gauge, Dash Mounted - GM	201
License Lamp Housing	288	Molding, Lower Body - Mopar	449	Oil Pressure, Lens, Console Gauge	149
License Lamp Lens	288	Molding, Lower Door - GM Truck	211	Oil Pressure Sending Unit	113
License Lamp Screen	288	Molding, Lower Trim	453	Oil/Brake Light Housing - Mopar	205
License Plate Frame - GM	6-7	Molding, Park Lamp Bezel Extension	198	Oil/Water Gauge	404
License Plate Frame - Mopar	110	Molding, Pillar Post	199	Ornament, Fender - Impala	253
License Plate Stripper	218, 239, 379	Molding, Quarter Panel - Mopar	453	Ornament, Hub Cap	406-409
License Taggage Compartment Lamp Assembly	288	Molding, Quarter Panel - GM	202	Ornament, Park/Map Lens	202
Lid, Center Console	450	Molding, Quarter Window Post	54	Ornament, Quarter Panel	202
Lid, Trunk - GM	574-575	Molding, Rear Arm Rest Cover	51	Ornament, Steering Wheel	127
Liner Set, Leaf Spring	590	Molding, Rear Corner	207	Ornament, Door Emblem - Mopar	442
Link Set, Sway Bar	395	Molding, Rear Door Panel	207	Outer Door Handle - GM	347-348
Lock Actuator, Door	113	Molding, Rear Glass - F-Body	196	Outer Door Handle - Mopar	457
Lock Cylinder, Glove Box	454	Molding, Rear Hood/Fender Ledger	197	Outer Door Handle Push Button	449
Lock Nut, Antenna - Mopar	91	Molding, Rear Panel	205	Outer Door Mirror - GM	350-352
Lock Ring, Fuel Sending Unit - GM	300, 306	Molding, Rear Side Panel	50	Outer Door Mirror, Mopar	350
Lock Ring, Fuel Sending Unit - Mopar	466	Molding, Rear Tail - Mopar	453	Outer Door Mirror Arm Screws	353
Lock Rod Clip	308	Molding, Rear Window	71	Outer Door Mirror Bracket	353
Lock Rod Silencer	346	Molding, Rear Window Glass	206	Outer Door Seal	409
Lock, Glove Box	91	Molding, Rear Window Trim	71	Outer Mirror Head	352
Locks, Quarter Panel Side	502	Molding, Rocker - Mopar	449	Outer Rocker Panel	353
Lower Ball Joint	401	Molding, Rocker Panel - GM	200, 205, 210	Outer Side Cover Panel	237
Lower Body Molding - GM	200-210	Molding, Roof - GM	71, 198, 209	Outer Toad Rest	298
Lower Body Molding - Mopar	449	Molding, Roof Rail - Mopar	449	Outer Wheelhouse Panel	262
Lower Body Molding Clip	201	Molding, Tail Panel - Mopar	452-453	Overflow Bottle, Radiator	397
Lower Clutch Push Rod	299	Molding, Trunk - GM Truck	213		
Lower Control Arm	394	Molding, Trunk - GM	210	P	
Lower Control Arm Bushing	399-400	Molding, Trunk - Mopar	452-453	Package Tray	373
Lower Cool Panel	253	Molding, Upper Door - GM Truck	211	Package Tray Insulation - GM	435
Lower Dash Instrument Panel	85	Molding, Upper Door/Head Cab - GM Truck	212	Package Tray Pad Bracket	274
Lower Door Hinge	539-541	Molding, Vinyl Top	203, 210	Pad, Accelerator Pedal - Mopar	134, 136
Lower Door Hinge Detent Repair Set	539	Molding, Wheel Opening - GM	201, 207, 212, 211	Pad, Accelerator Pedal - Mopar	433
Lower Door Hinge Roller Detent Repair Set	541	Molding, Wheel Opening - Mopar	450-451	Pad, Arm Rest - GM	58, 60-61
Lower Door Molding	211	Molding, Windshield	192	Pad, Arm Rest - Mopar	58, 61
Lower Door Weatherstrip Seal	422	Molding, Windshield	196, 206, 208-209	Pad, Brake/Clutch Pedal - GM	137-138
Lower Front Floor Clip	513	Molding, Windshield Trim	71	Pad, Brake/Clutch Pedal - Mopar	433
Lower Front Spoiler Installation Set	253	Moldings, Inner Front Pillar	54	Pad, Dash - GM	76-82
Lower Grill - GM	458	Moldings, Inner Rear Quarter Window	54	Pad, Leaf Spring	191
Lower Grill - Mopar	446	Moldings, Inner Side Headliner	54	Pad, Park Brake Pedal - GM	338
Lower Kickdown Rod	161	Motor Mount	352	Pad, Park Brake Pedal - Mopar	433
Lower Rear Bumper Extension	247	Motor, Headlamp Door	264, 268	Pad, Radiator Retainer	238
Lower Rocker Panel Extension	252	Mount & Contact, Horn	132	Pad, Steering Wheel Center - Mopar	432
Lower Rocker Panel Extension Bracket	252	Mount, Ignition Switch	339	Paint Preparation Chemicals	18, 21
Lower Shock Bolt	391	Mounting Bracket, Headlamp	265	Paint Seal Gasket Set	226
Lower Steering Column Cover	40	Mounting, Clutch, Heater Core	169	Paint, Engine - GM	19
Lower Truck Molding - Mopar	456	Mounting Hardware, AC Condenser	169	Paint, Engine - Mopar	411
Lower Valve Balance Retainer	249	Mounting Hardware, AC Duct	169	Paint, Exterior - GM	20
Lower Window Track	243	Mounting Hardware, AC Receiver	169	Paint, Interior - Mopar	411
Lower Windshield Molding Clip	196, 197	Mounting Hardware, Blower Motor	169	Paint, Trunk Spallier	20, 371
Log Nut, Wheel	408	Mounting Hardware, Center Console	145	Paint, Wheel	21
M		Mounting Hardware, Heater Control	163	Pan, Torque Drive Converter	46
Manual Console Shift Plate - GM	152	Mounting Hardware, Heater Core	169	Panel, Bucket Seat Back	360
Manual Shaft Tunnel	158	Mounting Hardware, Heater Duct	169	Panel, Center Console	144
Map Pocket, Console	145	Mounting Hardware, Heater Duct	169	Panel, Cool Top Vent Grill	119
Map, Antenna	122	Mounting Plate, Console Gauge	449	Panel, Dash	88-89
Mirror Bezel - Mopar	456	Mounting Plate, Fuel/Volt Gauge	97	Panel, Header	244
Mirror Mounting Bracket, Outer	352	Mounting Plate, Shift Lamp	139	Panel, Instrument Carrier	24
Mirror Mounting Bushing, Inner	352	Mounting, Brake Cap	129	Panel, Radiator Support Filler	13
Mirror, Interior Rear View - GM	72	Mounting Set, Steering Wheel	132	Panel, Rear Seat Floor Pan	360
Mirror, Outer Door - GM	351-352	Mounting Set, Steering Wheel Horn Cap	132	Panel, Steering Column	83
Mirror, Outer Door - Mopar	456	Mounting Strap, Fuel Tank - GM	388-389	Panel, Tail Lamp	373
Mirror, Rear View - GM	455	Mounting Strap, Fuel Tank - Mopar	462	Panel, Trunk Trim - Mopar	452
Molded Carpet - GM	22-35	Mouse Pad - OER Logo	4	Parets, Bucket Seat Back - Mopar	159
Molded Carpet - Mopar	414-417	Muffler Hanger	467	Park Brake Cable	139
Molding Clip, Upper Side	210				

Park Brake Handle	139	Quarter Panel Emblem - Mopar	445	Reflector, Rear Console Lamp	157
Park Brake Pedal Pad	138	Quarter Panel Emblem	453	Regulator, Door Window	342
Park Brake Pedal Pad - Mopar	433	Quarter Panel Ornament	202	Regulator, Quarter Window	342
Park Brake Pedal Pad Trim Plate	138	Quarter Panel Side Louvers	202	Reinforcement, Door Pull Handle Cover	57
Park Brake Release Hardware	238	Quarter Panel Trim	361	Reinforcement, Front Damper	238
Park Lamp Assembly - GM	269-273	Quarter Vertical Seals	458	Reinforcement, Grill	255
Park Lamp Assembly - Mopar	460	Quarter Window Attachment/Roller Assembly - GM	343	Reinforce, Blower Motor	165
Park Lamp Bezel - GM	270-273	Quarter Window Glass	233-254	Relay, Blower Motor Cutout	112
Park Lamp Bezel Extension Molding	209	Quarter Window Headliner Guide Bulbs	343	Relay, Cool Induction	112
Park Lamp Housing	269-270	Quarter Window Post Molding	54	Relay, Headlamp	163
Park Lamp Housing Gasket	238, 230, 271	Quarter Window Regulator	458	Relay Starter - Mopar	463
Park Lamp Lens - GM	269-273	Quarter Window Rollers - Mopar	458	Relay, Windshield Wiper	112
Park Lamp Lens - Mopar	460	Quarter Window Vertical Weatherstrip	202	Release Knob, Parking Brake	139
Park Lamp Lens Gasket	228, 271			Release Knob, Seat Back - Mopar	419
Park Lamp Lens Screw	271			Remove Door Mirror Mounting Set	353
Park Lamp Lens Trim Ring	270	R		Remove Mirror Bezel - GM	352
Park Lamp Lens Housing	270	R155-Spoke Wheel	405	Remove Mirror Bezel - Mopar	456
Park Lamp Lens/Reflector	270	Radiator - GM	174-177	Remove Outer Door Mirror Gasket	353
Park Lamp Mounting Hardware - Mopar	460	Radiator - Mopar	470-471	Repair Set, Lower Door Hinge Detent	307
Park Lamp Trim	270	Radiator Cap - GM	293	Repair Set, Steering Coupling Joint	169
Park/Turn Lens Ornament	270	Radiator Cap - Mopar	470	Resistor, Cigarette Lighter	307
Parking Brake Rod Geometry	139	Radiator Cross Brace	317	Resistor, Heater Box	169
Patch Panel, Rear	363-365	Radiator Overflow Bottle	292	Retainer Plate, Inner Door Panel	230
Pedal Assembly, Accelerator	134	Radiator Overflow Jet Bracket	292-293	Retainer Plate, Shell Bolt	296
Pedal Assembly, Brake	139	Radiator Reinforcement Bar	330	Retainer, Accelerator Cable	159
Pedal Pad Set	136	Radiator Reinforcement Pad	313	Retainer, Battery Cable	301
Pedal Pad, Brake	137-138	Radiator Shimrod	312	Retainer, Cigarette Housing	119
Pedal Pad, Clutch	138	Radiator Support	316-317	Retainer, Cigarette Lighter Housing	301
Pedal Pad, Park Brake	138	Radiator Support Bushing	316	Retainer, Convertible Top Hose	356
Pedal, Accelerator - GM	134	Radiator Support Filler Panel	313	Retainer, Dash Vent Ball	166
Pedal, Accelerator - Mopar	453	Radiator Support Spacer Bracket	317	Retainer, Dash Vent Bezel	166
Pen - OER Logo	4	Radiator Support Three Hole Set	313	Retainer, Door Lock Belcrank	346
Pigtail/Socket, Turn Signal - Mopar	459	Radiator Upper Lip Bezel	313	Retainer, Door/Trunk Lock Cylinder	317
Pillar Post Molding	199	Radiator Upper Lip Bezel	313	Retainer, Front Seat Bracket	425
Pillar Post Molding Screw	199	Radiator/Heater Hose Clamp Set	301	Retainer, Grill Emblem	179
Pilot Bolt, Hood Latch	328	Radio Bezel	123-123	Retainer, Headlamp Switch - Mopar	405
Pin, Accelerate Pedal	135	Radio Delete Plate	88	Retainer, Headlamp Switch Bezel	129
Pin, Console Ash Tray Lid Hinge	4	Radio Face Plate	123	Retainer, Horn Cap	215
Pin, Lapel/Alt - OER Logo	5	Radio Knob	123	Retainer, Lower Valance Panel	149
Pintam Arm	398	Rag Joint	306-307	Retainer, Push-In	249
Foot Bolt, Belcrank	299	Rail, Rear Frame	368	Retainer, Rear Speaker Enclosure	123
Foot Bolt, Headlamp	267	Rain Gutter, Convertible	354	Retainer, Rocker Panel Molding	201
Plate, Antenna Ground	112	Rally Wheel Bezel	403	Retainer, Shift Plate Bolt	159
Plate, Assist Handle Retainer	124	Rear Arm Rest Cover Molding	51	Retainer, Shift Plate Bolt	159
Plate, Clutch Pedals - Mopar	429	Rear Ash Tray	121	Retainer, Side Plate Slider	355
Plate, Console Forward Panel	145	Rear Ash Tray	121	Retainer, Shoulder Belt	275
Plate, Door Sill	41	Rear Ash Tray	393	Retainer, Side Marker Lamp	275, 277
Plate, Door Window Guide	230	Rear Ash/Transmission Ventilator	300	Retainer, Spark Plug Wire	370
Plate, Instrument Panel Lamp Socket	84	Rear Body Panel	372	Retainer, Theft Seal	249
Plate, Radio	123	Rear Body Panel, Upper Inner	372	Retainer, Trunk Seal	309
Plate, Rear Console Cover	156	Rear Bumper Bracket	241-242	Retainer, Wheel Ornament - 69 Chevy SS	409
Plate, Rocker Panel Backing	337	Rear Bumper Cover	287	Retainer/Window Guide, Door Panel	239
Plate, Shell	153	Rear Bumper Cover - Side Brackets	248	Retaining Clip, Nylon	249
Plate, Shift Pad	159	Rear Bumper Guard - Mopar	454-455	Retaining Nut, Windshield Wiper	291
Plug, Body - Mopar	459	Rear Bumper Seal	239	Retaining Ring, Headlamp	264
Plug, Floor Pan	460	Rear Bumper Trim Body Seal	260	Retaining Set Bolt	48
Plug, Instrument Cluster Lens	111	Rear Console Cover Plate	156	Return Spring Extension Rod	299
Plug, Trunk - Mopar	445	Rear Corner Molding	207	Return Spring, Clutch Fork	299
Plug, Trunk Lid Drain Hole	370	Rear Cover Panel Molding	307	Reveal Molding, Door	197
Plug, Trunk Pan	370	Rear Bender	333	Reverse Lamp - Mopar	362
Plug, Trunk/Wheelhouse Access	370	Rear Frame Rail	368	Ring, Headlamp Retaining	329
Polish Ball	11	Rear Hood Bumper	216	Ring, Hood Scoop Retainer	329
Positive Battery Cable	296	Rear Hood Molding	197	Ringer Panel	357
Power Seat	10	Rear Inner Side Arm Rest Panels	366	Rocker Panel Backing Plate	357
Power Steering Adjuster Bracket	305	Rear License Plate Bracket	288	Rocker Panel Emblem	185
Power Steering Brake	305	Rear Panel Emblem - GM	184-185, 189, 191, 195	Rocker Panel Extension	252
Power Steering Cap - GM	460	Rear Panel Emblem - Mopar	449-441	Rocker Panel Embossment Bracket	252
Power Steering Cap - Mopar	469	Rear Panel Molding	203	Rocker Panel Molding - GM	200, 205, 210
Power Steering Hose - GM	305	Rear Patch Panel	363-365	Rocker Panel Molding - Mopar	449
Power Steering Hose - Mopar	469	Rear Pinion Bumper	393	Rocker Panel Molding Clip - GM	201
Power Steering Pressure Control Valve Body - Mopar	469	Rear Quarter Panel	362	Rocker Panel Molding Clip - Mopar	449
Power Steering Pressure Line Clamp	303	Rear Seat Floor Pan Panel	360	Rocker Panel Molding Retainer	201
Power Steering Pump - GM	302-303	Rear Seat Shell Jute Padding - Mopar	455	Rocker Panel, Outer	337
Power Steering Pump - Mopar	468	Rear Side Emblem Bracket	455	Roll, Accelerator	135
Power Steering Pump Bracket	305	Rear Side Marker Assembly	275	Roll, Door Lock	346
Power Steering Pump Bracket Kit - GM	305	Rear Side Panel Molding	50	Roll, Door Opening	345
Power Steering Pump Rebuild Kit - Mopar	469	Rear Side Panel, Interior - GM	53-54	Roll, Spare Tire Hold Down	371, 402
Power Steering Pump Reservoir Mounting Hardware - GM	469	Rear Side Panel, Interior - Mopar	420	Roller, Door Window	343
Power Steering Pump Reservoir Mounting Hardware - Mopar	469	Rear Speaker Enclosure Retainer	123	Roller, Quarter Window Lower Guide	343
Power Steering Pump Spacer	305	Rear Spooler	178, 311, 376-377	Rollers, Quarter Window	458
Power Steering Resistor	304	Rear Spooler Emblem	184	Roof Drp Corner Connector	498
Power Steering Return Line	393	Rear Spooler Bracket	376	Roof Drp Molding - GM	198, 209
Power Window Harness Bolt	304	Rear Spooler Kit	376	Roof Drp Molding - Mopar	449
Powerwindow Seether Connection Rod	161	Rear Spring Anchor Plate	392	Roof Rail Skin	71
Pressure Control Valve Body, Power Steering - Mopar	469	Rear Spring Brackets	393	Roof Rail Molding - GM	71
Printed Circuit Board	86	Rear Spring/Floor Bracket Bolt & Nut	393	Roof Rail Weatherstrip	223-224
Push Rod, Clutch	299	Rear Stay Bar Bracket	390	Rubber Bumper	214-218
Push-In Retainer	249	Rear Tail Molding - Mopar	453	Rubber Stripper Set - Mopar	175
		Rear Valance Panel	371, 373	Rust Prevention	45
		Rear View Mirror - GM	72		
		Rear View Mirror - Mopar	425		
		Rear View Mirror Bracket Bolt	73		
Quarter Dome Lamp Bezel	75	Rear Window Molding	171, 196, 206, 209		
Quarter Dome Lamp Lens	75	Rear Window Molding Clip - GM	197, 206		
Quarter Dome Lamp Lens/Bezel Set	74	Rear Window Molding Clip - Mopar	197		
Quarter Dome Lamp Socket	75	Reflector, Door Panel	55		
Quarter Panel Bezel	362				
Quarter Panel Emblem - GM	187				

Tail Lamp Lens - Mopar	461
Tail Lamp Lens Gasket	281, 286-287
Tail Lamp Lens Trim Ring	284
Tail Lamp Panel	373
Tail Lamp Retaining Clip	281
Tail Lamp To Body Gasket	238, 284, 286-287
Tail Panel	369
Tail Panel Emblem - Mopar	441-442
Tail Panel Letters - Pontiac	189
Tail Panel Molding - Mopar	452-453
Tail Panel/Trunk Brace	370
Tail Rack Up Lamp Lens	283
Tailgate Assembly - GM Truck	374-375
Tailgate Glass Channel	375
Tailgate Handle	213
Tailgate Handle Head	375
Tailgate Molding - GM Truck	375
Tailgate Window Handle	375
Tank Fuel	380-385
Tank Fuel - Mopar	465
Tape, Windshield/Track Glass Installation	219
Temperature Gauge - GM	97, 100-101, 107
Temperature Gauge - Mopar	429
Temperature Gauge, Coolant - GM	148
Temperature Sending Unit - GM	113
Temperature Sending Unit - Mopar	463
Terminal Battery Cable	296
Threaded Steel Retainer	249
Threaded Steel U-Nut	249
Throttle Arm	135
The Rod Adjusting Sleeve	396-397
The Rod End, Inner	395
The Rod End, Outer	396
Tilt Wheel Release Lever	128
Tilt Ya Bunking Set, Sun Visor	70
Tips, Sun Visor - Mopar	465
Tire Cleaner	10-11
Tool, Door Handle/Window Crank Removal	10
Tool, Headlamp Switch Nut	115
Tool, Headlamp/Wiper Switch Nut	115
Tool, Headliner/Upbody Installation	70
Tool, Ignition Switch Breaker Nut	117
Tool, Spray Gun	307
Tool, Steering Support	307
Tool, Window Guide Roller Nut	343
Top Flare, Console - Mopar	434
Top Post Battery Cable Terminal	296
Torque Converter Cover	300
Torque Drive Converter Pan	300
Torque Rod, Trunk Lid Hinge - GM	371
Torque Rod, Trunk Lid Hinge - Mopar	375
Towel	12
Transmission Cable Bracket	452
Transmission Crossmember	318
Transmission Shifter Cable	362
Transmission Throttle Valve Control Cable	362
Transmission, Windshield Wiper	290
Tray, Battery - GM	291-296, 306-307
Tray, Battery - Mopar	465
Trim Plate, Accelerator Pedal Pad	134
Trim Plate, Brake Pedal Pad	137
Trim Plate, Brake/Clutch Pedal Pad	137
Trim Plate, Park Brake Pedal Pad	138
Trim Ring, Fuel Filler Cap - Mopar	466
Trim Ring, Park Lamp Lens	284
Trim Ring, Tail Lamp Lens	280
Trim Ring, Wheel - GM	402-403
Trim Ring/Ornament, Tail Lamp Edge	284
Trim, Console - Mopar	434
Trim, Dash - Mopar	431
Trim, Headliner Corner	70
Trim, Inner Rear Window - Mopar	455
Trim, Park Lamp	270
Trim, Upper Door Panel	218
Truck Tailgate Bumper	218
Trunk Bezel	189
Trunk Bumper	218
Trunk Carpet	29
Trunk Emblem - GM	184, 187, 189, 191, 195
Trunk Emblem - Mopar	440, 442
Trunk Filler Panel	369
Trunk Floor Brackets	369
Trunk Floor Outer Panel	369
Trunk Floor Pan	368
Trunk Floor Reinforcement	388
Trunk Latch Striker/Anchor	370
Trunk Lid - GM	374-375
Trunk Lid Drain Hole Plug	370
Trunk Lid Hinge - GM	373
Trunk Lid Hinge - Mopar	455
Trunk Lid Hinge Torque Rod - GM	373
Trunk Lid Hinge Torque Rod - Mopar	455
Trunk Lid Latch	370
Trunk Lid Molding - Mopar	452-453
Trunk Lid Molding Clip	454
Trunk Lid Stagger - GM	218
Trunk Lid Stagger - Mopar	445
Trunk Lock Cover	371
Trunk Lock Cylinder Gasket	371
Trunk Lock Retainer	370
Trunk Locking Panel	368
Trunk Molding	210
Trunk Pan	369
Trunk Pan Plug	370
Trunk Panel, Lower Side	368
Trunk Plug - Mopar	445
Trunk Spatter Paint	20, 371
Trunk Spacer - Impala	452
Trunk Trim	373
Trunk Weatherstrip - GM	229
Trunk Weatherstrip - Mopar	455
Trunk Weatherstrip Gutter	229
Trunk Well Panel	369
Trunk/Headliner Emblem	184
Trunk/Weatherhouse Access Plug	370
Tube, Engine Oil Dipstick	308
Tunnel, Manual Shift	158
Turn Signal Assembly - Mopar	459
Turn Signal Bulb	129
Turn Signal Bulb Canopy Repair Set	129
Turn Signal Casing Cap	129
Turn Signal Lens - Mopar	431
Turn Signal Lens	286
Turn Signal Lower Knob	129
Turn Signal Pigtail/Socket - Mopar	459
Turn Signal Switch	113

U

U-Bolt, Leaf Spring	391
U-Shape Door Jamby Seal	228
Under Rear Shock	358
Under-Dash Courtesy Lamp Bracket	75
Underlay Carpet	37
Upbody Clamp	10
Upbody Installation Kit	45
Upper Adjuster/Bracket	300
Upper Ball Joint	400-401
Upper Brake Radiator Support	317
Upper Clutch Push Rod Link	298
Upper Control Arm	394
Upper Control Arm Bushing	394
Upper Dash Instrument Panel	337
Upper Door Hinge	339-341
Upper Door Molding - GM Truck	211
Upper Door Trim	53
Upper Grill	255
Upper Inner Rear Body Panel	372
Upper Kickdown Clip	161
Upper Radiator Support Brace	317
Upper Rear Body Panel	372
Upper Seal Molding Clip	210
Upper Truck Fuel Panel	369
Upper/Lower Cab Molding - GM Truck	212

V

Vacuum Hose, Headlamp	267
Valance Panel, Rear	371, 373
Valve Body, Power Steering Pressure Control - Mopar	469
Valve Cover	311
Valve Cover Lead	194
Valve Cover Elbow	310
Valve Cover Gasket	309
Valve Cover Stud	309
Valve, Exhaust Manifold Heat Riser	308
Vent Assembly, Defroster	79
Vent Ball, Dash	165-166
Vent Frame Weatherstrip	221
Vent Window Frame	233
Vent Window Glass	233-235
Vent Window Glass Run Weatherstrip, Vertical	221
Vent Window Glass Run	65-66
Vent Window Headliner Weatherstrip	65
Vent Window Seal	221
Ventilation Fan	165
Ventilator, Rear Air/Transmission	300
Vinyl Dressing	10-11
Vinyl Tip Molding	203, 210
Vinyl Trim Panel	194
Voltage Regulator	301

W

Wash Mitt	12
Washer Jar, Windshield - Mopar	464
Washer Nozzle	291
Washer, Door Plug - Striker	346
Washer, Vent Window Handle	345
Washer, Window Roller	343
Weatherstrip Blow-Out Clip	223
Weatherstrip Plug, Door Window - Mopar	444
Weatherstrip, Back Window	219
Weatherstrip, Convertible Pillar Post	221

Weatherstrip, Door Frame - GM	222, 224, 225
Weatherstrip, Door Frame - Mopar	222
Weatherstrip, Hatchback	229
Weatherstrip, Hood To Cowl Seal	220
Weatherstrip, Quarter Window Vertical	202, 226
Weatherstrip, Roof Rail	232-224
Weatherstrip, Side Window Corner Filler	221
Weatherstrip, T Top	221
Weatherstrip, Trunk - GM	229
Weatherstrip, Trunk - Mopar	455
Weatherstrip, Vent Frame	221
Weatherstrip, Vent Window Glass Run	221
Weatherstrip, Windshield Glass - Mopar	444
Wedge, Convertible Door Alignment	356
Well Liner, Convertible	354
Well Molding, Convertible	354
Welling Seal	251
Wheel - GM	404-406
Wheel Center Cap	405-409
Wheel Center Cap Emblem	405, 407-409
Wheel Lug Nut	408
Wheel Lug Nut Cap	408
Wheel Opening Molding - GM	201, 207, 210, 212
Wheel Opening Molding - Mopar	450-451
Wheel Opening Molding Screw - GM	201
Wheel Opening Molding Screw - Mopar	454
Wheel Ornament Retainer - 69 Chevy SS	409
Wheel Paint	211
Wheel Trim Ring	402-403
Wheel Wad	407
Wheel, Steering - Mopar	432
Wheelhouse Box Brace	367
Wheelhouse Panel	366-367
Windace, Door Jamb	226
Window Crank Handle - GM	66-67
Window Crank Handle - Mopar	423
Window Crank Handle Spring	67
Window Crank Shim	423
Window Guide Roller Nut Tool	343
Window Handle Spacer	423
Window Handle Washer Plates	67
Window Regulator - GM	342
Window Regulator Cab Spacer	343
Window Regulator - Mopar	458
Window Regulator Seal	454
Window Regulator Molding Clip - Mopar	343
Window Roller	343
Window Roller Washer	343
Window Sash Channel, Inner Door	221
Window Stop Bumper	217
Window Track, Lower	343
Window Trim Molding	192
Windshield Antenna Cable Lead	122
Windshield Glass	253
Windshield Glass	232-235
Windshield Glass Weatherstrip - GM	219
Windshield Glass Weatherstrip - Mopar	444
Windshield Molding	71, 196, 206, 208-209
Windshield Molding Clip	197, 206
Windshield Seal Lock Strip	219
Windshield Washer Fitting - Mopar	464
Windshield Washer Fluid Jar Screen	291
Windshield Washer Hose	291
Windshield Washer Jar Bezel	290
Windshield Washer Jar - Mopar	464
Windshield Washer Jar Bracket	290
Windshield Washer Nozzle - GM	291
Windshield Washer Nozzle - Mopar	464
Windshield Wiper Arm - GM	289
Windshield Wiper Arm - Mopar	461
Windshield Wiper Bezel	291
Windshield Wiper Bezel Retaining Nut	289
Windshield Wiper Blade - GM	289
Windshield Wiper Blade - Mopar	289
Windshield Wiper Motor Grommet	289
Windshield Wiper Switch	65
Windshield Wiper Switch Knob - GM	115-116
Windshield Wiper Switch Knob - Mopar	426
Windshield Wiper Switch Nut	216
Windshield Wiper Transmission Arm	290
Windshield/Back Glass Installation Tape	210
Wing Nut, Air Cleaner	310
Wing Nut, Spare Tire	455
Wiper Switch Bezel - Mopar	426
Wiper Switch Nut	40
Wire Grommet	40
Wire Gutter	40
Wiring Harness Strip - Mopar	463
Wrinkle Paint	19
Wrist Watch - OER Logo	5

Y

Yenko Striper Decal	194
Yenko Stripe Decal Set	195
Yenko SVK Headrest Decal	47

New Product Showcase



1971-72 Charger SE Sail Panels

Correct reproduction interior rear sail panels designed for 1971-72 Dodge Charger SE 2 door models only. Manufactured from injection molded ABS material and features correct style grain for authenticity. Includes the inner fiberboard/fiberglass insulation panels on the back as original. Sold in pairs. Pre-packaged in OER® corrugated box.

Note: This item is designed for SE models only and not for use on standard models.

748616 71-72 Charger SE



1960-74 Mopar AC/Heater Control Switch

Reproduction 5-button switch that controls the compressor, blower and all vacuum operated devices in the AC / heating system. Replaces worn or broken switches on various 1968-74 Chrysler/Plymouth/Dodge models with factory air conditioning. Pre-packaged in OER® chipboard box.

1965-72 Mopar A-Body 1960-65 Chrysler Full Size
1965-72 Mopar B-Body 1960-65 Chrysler Imperial
1970-74 Mopar E-Body 1963-64 Dodge Full Size

3895790 60-74

1970-74 Mopar B, E-Body Hood Latch Support

OER AUTHORIZED

Reproduction hood latch support for 1970-74 B-Body and 1970-74 E-Body models. This steel hood latch support is EDP coated for rust prevention.

B-Body Applications

1970 Belvedere
1970 Super Bird
1970-71 Coronet, Super Bee, GTX
1970-74 Charger, Road runner, Satellite

E-Body Applications

1970-74 Barracuda, Cuda
1970-74 Challenger



MM1927 70-74 B-Body
MM1927 70-74 E-Body



OER AUTHORIZED

1970-74 Challenger Steering Column Bracket

Reproduction of the bracket used to secure the steering column to the dash on 1970-74 Dodge Challenger models. Manufactured from steel and EDP coated for rust prevention.

MEB151 70-74



1971-72 Sport Satellite Grill Emblem



OER® reproduction grill emblem flag for 1971-72 Plymouth Sport Satellite models. Painstakingly reproduced to factory specifications featuring highly polished chrome plating featuring the correct red, white and blue paint scheme. Each emblem features authentic Pentastar markings on the rear of the emblem just like the factory item. Mounting hardware included. Pre-packaged in OER® chipboard box. Officially licensed Mopar Authentic Restoration Product.

3443362 71-72 grill emblem



1969 Coronet 500 Grill Ornament



OER® reproduction of the 1969 Coronet 500 grill ornament emblem. This die-cast metal ornament mounts in the center of the Coronet grill to designate the Coronet as the premium trim level Coronet for 1969. Painstakingly crafted chrome plated, highly polished, then painted with the correct argent silver, black accents, and red numerals as original. Features all of the correct casting numbers, and Pentastar markings molded into the rear of the emblem. Mounting hardware is included. Prepackaged in OER chipboard box with Mopar Authentic Restoration Product logo. Officially licensed Mopar Authentic Restoration Product.

2898334 69 grill ornament