



NEXEN TIRE

2019
PRODUCT
SHOWCASE



ON AND OFF THE TRAIL... WE GOT YOU.

THE ROADIAN MTX FEATURES AN AGGRESSIVE DESIGN THAT IS VERSATILE FOR ON- AND EXTREME OFF-ROAD DRIVING. THE TIRE'S CONSTRUCTION IS DESIGNED TO MAXIMIZE LOAD AND TOWING CAPABILITIES WITHOUT SACRIFICING ANY OF THE RUGGED TRAITS OR ON-HIGHWAY DRIVING COMFORT ONE WOULD EXPECT FROM OUR ROADIAN LINE OF TIRES.



OFF-ROAD. TOWING CAPACITY. DURABILITY.

WE GOT YOU.

ROADIAN MTX

MUD TERRAIN TIRE



3-PLY SIDEWALL PROTECTION ON ALL SIZES FOR INCREASED DURABILITY



DUAL SIDEWALL DESIGN FOR A CUSTOM LOOK
◀ BEAST | MACHINE ▶



F-LOAD RATED FOR HEAVIER LOADS
SUPPORTING 80 PSI IN BOTH LT-METRIC AND FLOTATION APPLICATIONS



45-DAY TRIAL OFFER

35 SIZES AVAILABLE

36 MONTHS ROADSIDE ASSISTANCE

15"-22" RIM SIZE RANGE

**ALL SEASON.
RAIN SLICK ROADS.
STICKY DRY HANDLING.**


WE GOT YOU.

N'FERA AU7

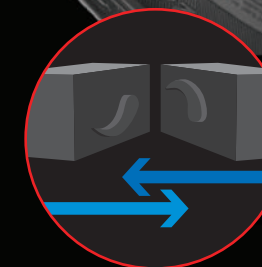
ULTRA HIGH PERFORMANCE ALL SEASON

MASTER THE ELEMENTS

THE N'FERA AU7 IS MANUFACTURED WITH AN ENHANCED TREAD PATTERN SPECIFICALLY DESIGNED TO HEIGHTEN WET BRAKING PERFORMANCE AND HANDLING. THE CONSTRUCTION OF THE TIRE HAS MAXIMUM GRIP FOR MAXIMUM PEACE OF MIND.



OPTIMIZED BLOCK STIFFNESS FOR INCREASED HANDLING



3D KERF SIPES REINFORCE BLOCK STIFFNESS FOR IMPROVED HANDLING



3D NANO GRIP TECHNOLOGY STICKS TO THE ROAD FOR IMPROVED WET BRAKING



45-DAY TRIAL OFFER

46 SIZES AVAILABLE

50k MILEAGE WARRANTY

16"-20" RIM SIZE RANGE

N FERA SUR4G

EXTREME ULTRA HIGH PERFORMANCE

Built to perform under the most aggressive driving conditions, this extreme UHP tire is at the top of the class in braking and handling performance. Ideal use is for street sport applications.

OE FITMENT
DODGE



SIZES AVAILABLE: 21
SIZE RANGE: 15" - 20"
MILEAGE WARRANTY: N/A
ROAD HAZARD: N/A
ROADSIDE ASSISTANCE: 36 months
UTQG: 100/200 A A
SPEED RATING: W & Y

Page 10

N FERA SU1

ULTRA HIGH PERFORMANCE SUMMER

Perfect fit for sports car applications or for the driver who wants a little more performance out of their standard vehicle. Excels at braking and cornering performance.



SIZES AVAILABLE: 57
SIZE RANGE: 15" - 24"
MILEAGE WARRANTY: 25,000 miles
ROAD HAZARD: First 2/32" or 1 year
ROADSIDE ASSISTANCE: 36 months
UTQG: 300 AA A
SPEED RATING: W & Y

Page 11

N FERA AU7

ULTRA HIGH PERFORMANCE ALL SEASON

Designed for the discretionary driver of sports cars, luxury coupes and performance sedans looking for superior traction in dry and wet conditions.

OE FITMENT
VW



SIZES AVAILABLE: 46
SIZE RANGE: 16" - 20"
MILEAGE WARRANTY: 50,000 miles
ROAD HAZARD: First 2/32" or 1 year
ROADSIDE ASSISTANCE: 36 months
FREE TRIAL: 45-days or 500 miles
UTQG: 500 AA A
SPEED RATING: W & Y

Page 13

N FERA RU5

CUV/SUV TOURING ALL SEASON

Ultra High Performance tire designed specifically for crossover and sport utility vehicles to maximize handling and braking performance. Ideal replacement for standard and luxury vehicles.



SIZES AVAILABLE: 20
SIZE RANGE: 18" - 20"
MILEAGE WARRANTY: 65,000 miles
ROAD HAZARD: First 2/32" or 1 year
ROADSIDE ASSISTANCE: 36 months
UTQG: 500 A A
SPEED RATING: V & W

Page 23

N5000 Plus

GRAND TOURING ALL SEASON

Exclusive For
ATD
AMERICAN TIRE DISTRIBUTORS

The N5000 Plus features an innovation simple in its concept, but brilliant in its function. Dimples on the tread act to distribute heat evenly across the tire to prevent abnormal wear, which in turn, extends strength and the life of the tire.



SIZES AVAILABLE: 76
SIZE RANGE: 15" - 22"
MILEAGE WARRANTY: 65,000 miles
ROAD HAZARD: First 2/32" or 1 year
ROADSIDE ASSISTANCE: 36 months
UTQG: 600 A A (H&V), 560 A A (W&Y)
SPEED RATING: H, V, W & Y

Page 15

N Priz AH8

GRAND TOURING ALL SEASON

OE FITMENT
HYUNDAI VW RAM KIA

Designed for family sedans that depend on safety year-round. Ride confidently with excellent traction in dry, wet and light snow conditions.



SIZES AVAILABLE: 60
SIZE RANGE: 14" - 19"
MILEAGE WARRANTY: 70,000 miles
ROAD HAZARD: First 2/32" or 1 year
ROADSIDE ASSISTANCE: 36 months
UTQG: 600 A A
SPEED RATING: T, H, V & W

Page 17

Aria AH7

PREMIUM STANDARD TOURING ALL SEASON

A long-lasting, premium all-season tire, which offers one of the longest mileage warranties in its class.



SIZES AVAILABLE: 25
SIZE RANGE: 15" - 18"
MILEAGE WARRANTY: 80,000 miles
ROAD HAZARD: First 2/32" or 1 year
ROADSIDE ASSISTANCE: 36 months
UTQG: 760 A A
SPEED RATING: T & H

Page 19

N Priz AH5

STANDARD TOURING ALL SEASON

The perfect tire for entry-level sedans and coupes. This tire offers a great balance of performance, handling, comfort and wear life at a value price.



SIZES AVAILABLE: 45
SIZE RANGE: 14" - 17"
MILEAGE WARRANTY: 50,000 miles
ROAD HAZARD: First 2/32" or 1 year
ROADSIDE ASSISTANCE: 36 months
UTQG: 460 A A
SPEED RATING: S, T, H, & V

Page 20

ROADIAN HP

STREET SPORT TRUCK ALL SEASON

A low-profile truck and SUV tire that delivers sporty performance on any road surface. Perfect for custom wheel packages and modified vehicles.



SIZES AVAILABLE: 22
SIZE RANGE: 17" - 24"
MILEAGE WARRANTY: 40,000 miles
ROAD HAZARD: First 2/32" or 1 year
ROADSIDE ASSISTANCE: 36 months
UTQG: 460 A A
SPEED RATING: H & V

Page 22

ROADIAN HTX RH5

HIGHWAY TERRAIN

This highway-inspired truck tire offers exceptional wear and load-carrying features. Trusted Original Equipment on the Ram 1500 and 3500.

OE FITMENT
RAM



SIZES AVAILABLE: 48
SIZE RANGE: 15" - 22"
MILEAGE WARRANTY (P): 65,000 miles
MILEAGE WARRANTY (LT): 40,000 miles
ROAD HAZARD: First 2/32" or 1 year
ROADSIDE ASSISTANCE: 36 months
UTQG: 640 A A (P) Metric
SPEED RATING: Q, R, S, T, H & V

Page 24

ROADIAN AT Pro RA8

ALL TERRAIN

An aggressive tread pattern that conquers any terrain thrown its way. Designed to keep gravel out, optimize mud extraction and prevent impact damage. Trusted Original Equipment on the Ram 2500 and 3500.

OE FITMENT
RAM



SIZES AVAILABLE: 57
SIZE RANGE: 15" - 22"
MILEAGE WARRANTY (P): 50,000 miles
MILEAGE WARRANTY (LT): 40,000 miles
ROAD HAZARD: First 2/32" or 1 year
ROADSIDE ASSISTANCE: 36 months
UTQG: 560 A B (P) Metric
SPEED RATING: R, S, T & H

Page 26

ROADIAN CT8 HL

COMMERCIAL VAN/LT

A tire constructed to deliver heavy-duty performance for commercial vehicles. Replacement sizes for all Euro and U.S. commercial vans. Trusted Original Equipment on the Ram ProMaster.

OE FITMENT
RAM



SIZES AVAILABLE: 15
SIZE RANGE: 15" - 18"
MILEAGE WARRANTY: N/A
ROAD HAZARD: N/A
ROADSIDE ASSISTANCE: 36 months
SPEED RATING: R, S & T

Page 31

ROADIAN MTX

MUD TERRAIN

The Roadian MTX features an aggressive design that is extremely versatile for on- and off-road driving. Each tire boasts a dual sidewall design that allows you to customize the look of the tire on your vehicle. The Roadian MTX also features a standard 3-Ply design and F-Load weight rating that makes it extremely capable for heavy hauling. With such rugged traits you wouldn't expect the Roadian MTX to be as quiet as it is on the highway, but thanks to its patented tread block design the road noise has been minimized.



SIZES AVAILABLE: 35
SIZE RANGE: 15" - 22"
MILEAGE WARRANTY: N/A
ROAD HAZARD: N/A
ROADSIDE ASSISTANCE: 36 months
FREE TRIAL: 45-days or 500 miles
SPEED RATING: Q

Page 28



A TIRE FOR EVERY ROAD.

2019 NEXEN TIRE PRICE GUIDE

HIGH PERFORMANCE

N'FERA SUR4G	10
N'FERA SU1	11
N'FERA AU7	13

PASSENGER

N5000 PLUS	15
N'PRIZ AH8	17
ARIA AH7	19
N'PRIZ AH5	20
SB-802	21

SUV/LIGHT TRUCK

ROADIAN HP	22
N'FERA RU5	23
ROADIAN HTX RH5	24
ROADIAN AT PRO RA8	26
ROADIAN MTX	28
ROADIAN MT	30
ROADIAN CT8 HL	31
ROADIAN CT8	32

WINTER

WINGUARD SPORT 2	33
WINGUARD ICE PLUS	35
WINGUARD ICE SUV	37
WINGUARD WINSPIKE	38
WINGUARD WINSPIKE WH62	39
WINGUARD WINSPIKE WS62	41
EUROWIN	42

OEM

ORIGINAL EQUIPMENT 2019	43
-------------------------------	----



N'FERA SUR4G

EXTREME ULTRA HIGH PERFORMANCE

Built to perform under the most aggressive driving conditions, this extreme UHP tire is at the top of the class in braking and handling performance. Ideal use is for street sport applications.

**TOTAL
COVERAGE
WARRANTY**
NEXEN TIRE

WARRANTY

Mileage Warranty: N/A
Road Hazard: N/A
Roadside Assistance: 36 months

OE FITMENT ON



PATTERN CODE: SUR4G

Product Code	P/ LT	Size	XL	LI	SS	PLY	Max Air (psi)	Max Load (lbs)		Rim		Sections Width (inch)	Overall Diameter (inch)	Tread Depth (/32")	UTQG			Sidewall	OE
								S	D	Measuring	Approved				Tread-wear	Trac.	Temp.		
15717		225/45ZR15		87	W	4	51	1,201	-	7.5	7.0-8.5	8.9	23.0	9.0	200	A	A	Black	
15718		205/55ZR16		91	W	4	51	1,356	-	6.5	5.5-7.5	8.4	24.9	7.5	200	A	A	Black	
15719		225/50ZR16		92	W	4	51	1,389	-	7.0	6.0-8.0	9.2	24.9	9.0	200	A	A	Black	
15720		215/45ZR17		87	Y	4	51	1,201	-	7.0	7.0-8.0	8.4	24.6	7.5	200	A	A	Black	
15721		225/45ZR17		91	Y	4	51	1,356	-	7.5	7.0-8.5	8.9	25.0	7.5	200	A	A	Black	
15722		235/45ZR17		94	Y	4	51	1,447	-	8.0	7.5-9.0	9.3	25.4	9.0	200	A	A	Black	
15723		245/40ZR17		91	Y	4	51	1,356	-	8.5	8.0-9.5	9.8	24.7	9.0	200	A	A	Black	
15724		255/40ZR17		94	Y	4	51	1,447	-	9.0	8.5-10.0	10.2	25.0	9.0	200	A	A	Black	
15725		225/40ZR18		88	Y	4	51	1,235	-	8.0	7.5-9.0	9.1	25.1	9.0	200	A	A	Black	
15726		225/45ZR18		91	Y	4	51	1,356	-	7.5	7.0-8.5	8.9	25.9	9.0	200	A	A	Black	
15727		235/40ZR18		91	Y	4	51	1,356	-	8.5	8.0-9.5	9.5	25.4	7.5	200	A	A	Black	
15728		245/40ZR18		93	Y	4	51	1,433	-	8.5	8.0-9.5	9.8	25.7	7.5	200	A	A	Black	
15729		255/35ZR18		90	Y	4	51	1,323	-	9.0	8.5-10.0	10.2	25.0	9.0	200	A	A	Black	
15736		265/35ZR18		93	Y	4	51	1,433	-	9.5	9.0-10.5	10.7	25.3	7.5	200	A	A	Black	
15621		275/40ZR18		99	Y	4	51	1,709	-	9.5	9.0-11.0	10.9	26.7	9.0	200	A	A	Black	
15730		275/35ZR18		95	Y	4	51	1,521	-	9.5	9.0-11.0	10.9	25.6	9.0	200	A	A	Black	
15731		225/40ZR19		89	Y	4	51	1,279	-	8.0	7.5-9.0	9.1	26.1	7.5	200	A	A	Black	
15732		235/35ZR19		87	Y	4	51	1,201	-	8.5	8.0-9.5	9.5	25.5	7.5	200	A	A	Black	
15733		245/40ZR19		94	Y	4	51	1,477	-	8.5	8.0-9.5	9.8	26.7	7.5	200	A	A	Black	
15734		275/35ZR19		96	Y	4	51	1,565	-	9.5	9.0-11.0	10.9	26.6	9.0	200	A	A	Black	
★ 16674		275/40R20		102	W	4	51	1,874	-	9.5	9.0-11.0	10.8	28.6	6.5	100	A	A	Black	Dodge

Please be advised that extreme ultra high performance tires, although approved for street use, are targeted for track and competition driving. The tires should not be used on wet roads or in cold temperatures, due to the special tread compound and design. In order to assure safety and performance, please see "Tire Care & Maintenance" section in NEXEN TOTAL COVERAGE WARRANTY for important details on usage and storage.

Technical Data can be changed without further notice. For more detailed OE application information, please refer to "Original Equipment 2019" page. * Symmetric Tread Design ★ New Size

PERFORMANCE RATINGS

BRAKING
10

COMFORT
5

FUEL EFFICIENCY
5

HANDLING
10

WEAR LIFE
4

OE Tire for >
DODGE



N'FERA SU1

ULTRA HIGH PERFORMANCE SUMMER

The N'Fera SU1 has three main grooves and a semi groove to maximize wet driving performance and enhance handling. The dry grip technology boosts handling and braking performance, while an optimum surface split siping design improves wet/dry traction performance. An equally balanced design and enhanced block rigidity disperse stress evenly during high-speed cornering, boosting cornering and steering stability.

**TOTAL
COVERAGE
WARRANTY**
NEXEN TIRE

WARRANTY

Mileage Warranty: 25,000 miles
Road Hazard: First 2/32" or 1 year
Roadside Assistance: 36 months

PATTERN CODE: SU1

Product Code	P/ LT	Size	XL	LI	SS	PLY	Max Air (psi)	Max Load (lbs)		Rim		Sections Width (inch)	Overall Diameter (inch)	Tread Depth (/32")	UTQG			Sidewall
								S	D	Measuring	Approved				Tread-wear	Trac.	Temp.	
12591		195/45ZR15		78	W	4	44	937	-	6.5	6.0-7.5	7.7	21.9	9.5	300	AA	A	Black
13416		195/45ZR16	XL	84	W	4	50	1,102	-	6.5	6.0-7.5	7.7	22.9	9.5	300	AA	A	Black
12729		205/40ZR16		79	W	4	51	963	-	7.5	7.0-8.0	8.3	23.2	9.5	300	AA	A	Black
12346		205/40ZR17	XL	84	W	4	50	1,102	-	7.5	7.0-8.0	8.3	23.5	9.5	300	AA	A	Black
12349		215/40ZR17	XL	87	W	4	50	1,201	-	7.5	7.0-8.5	8.6	23.8	9.5	300	AA	A	Black
12351		215/45ZR17	XL	91	W	4	50	1,356	-	7.0	7.0-8.0	8.4	24.6	9.5	300	AA	A	Black
12300		225/45ZR17	XL	94	Y	4	50	1,477	-	7.5	7.0-8.5	8.9	25.0	9.5	300	AA	A	Black
12311		235/45ZR17	XL	97	W	4	50	1,609	-	8.0	7.5-9.0	9.3	25.4	9.5	300	AA	A	Black
12722		245/40ZR17	XL	95	W	4	50	1,521	-	8.5	8.0-9.5	9.8	24.7	9.5	300	AA	A	Black
12731		255/40ZR17		94	W	4	51	1,477	-	9.0	8.5-10.0	10.2	25.0	9.5	300	AA	A	Black
14112		275/40ZR17		98	W	4	51	1,653	-	9.5	9.0-10.5	10.9	25.7	9.5	300	AA	A	Black
12348		215/35ZR18	XL	84	Y	4	50	1,102	-	7.5	7.0-8.5	8.6	23.9	9.5	300	AA	A	Black
12350		215/40ZR18	XL	89	Y	4	50	1,279	-	7.5	7.0-8.0	8.6	24.8	9.5	300	AA	A	Black
14768		225/40ZR18	XL	92	Y	4	50	1,389	-	8.0	7.5-9.0	9.1	25.1	9.5	300	AA	A	Black
12332		225/45ZR18	XL	95	Y	4	50	1,521	-	7.5	7.0-8.5	8.9	25.9	9.5	300	AA	A	Black
12302		235/40ZR18	XL	95	Y	4	50	1,521	-	8.5	8.0-9.5	9.5	25.4	9.5	300	AA	A	Black
12345		245/35ZR18	XL	92	Y	4	50	1,389	-	8.5	8.0-9.5	9.8	24.8	9.5	300	AA	A	Black
12312		245/40ZR18	XL	97	Y	4	50	1,609	-	8.5	8.0-9.5	9.8	25.7	9.5	300	AA	A	Black
12726		245/45ZR18	XL	100	Y	4	50	1,764	-	8.0	7.5-9.0	9.6	26.7	9.5	300	AA	A	Black
12347		255/35ZR18	XL	94	Y	4	50	1,477	-	9.0	8.5-10.0	10.2	25.0	9.5	300	AA	A	Black

CONTINUED ON NEXT PAGE ...

PERFORMANCE RATINGS

BRAKING
10

COMFORT
9

FUEL EFFICIENCY
7

HANDLING
10

WEAR LIFE
7



ROADIAN HP

STREET SPORT TRUCK ALL SEASON

The Roadian HP includes a V-shaped directional pattern design, which provides high-performance grip on any road surface. This tire also features a five random pitch variation design that reduces pattern noise, wide and deep directional grooves to provide excellent drainage and braking performance, while the large shoulder blocks maximize cornering grip.



WARRANTY
 Mileage Warranty: 40,000 miles
 Road Hazard: First 2/32" or 1 year
 Roadside Assistance: 36 months

PATTERN CODE: RO HP

Product Code	P/LT	Size	XL	LI	SS	PLY	Max Air (psi)	Max Load (lbs)		Rim		Sections Width (inch)	Overall Diameter (inch)	Tread Depth (/32")	UTQG			Sidewall
								S	D	Meas.	Approved				Tread-wear	Trac.	Temp.	
11006		255/60R17		106	V	4	44	2,094	-	7.5	7.0-9.0	10.2	29.1	11.0	460	A	A	Black
15451		265/60R17		108	V	4	44	2,205	-	8.0	7.5-9.5	10.7	29.5	11.0	460	A	A	Black
15453		275/60R17		110	V	4	44	2,337	-	8.0	7.5-9.5	11.0	30.0	11.0	460	A	A	Black
15608		265/60R18		110	H	4	44	2,337	-	8.0	7.5-9.5	10.7	30.5	11.0	460	A	A	Black
15455		285/60R18		116	V	4	44	2,756	-	8.5	8.0-10.0	11.5	31.5	11.0	460	A	A	Black
15467		255/50R20	XL	109	V	4	50	2,271	-	8.0	7.0-9.0	10.4	30.1	11.0	460	A	A	Black
15469		265/50R20	XL	111	V	4	50	2,403	-	8.5	7.5-9.5	10.9	30.5	11.0	460	A	A	Black
15470		275/40R20	XL	106	V	4	50	2,094	-	9.5	9.0-10.5	10.9	28.7	11.0	460	A	A	Black
15454		275/45R20	XL	110	V	4	50	2,337	-	9.0	8.5-10.5	10.7	29.8	11.0	460	A	A	Black
15471		275/55R20	XL	117	V	4	50	2,833	-	8.5	7.5-9.5	11.2	31.9	11.0	460	A	A	Black
15473		285/50R20	XL	116	V	4	50	2,756	-	9.0	8.0-10.0	11.7	31.3	11.0	460	A	A	Black
15463		295/40R20		106	V	4	44	2,094	-	10.5	10.0-11.5	11.9	29.3	11.0	460	A	A	Black
15459		295/45R20	XL	114	V	4	50	2,601	-	10.0	9.5-11.0	11.7	30.5	11.0	460	A	A	Black
15464		255/30R22	XL	95	V	4	50	1,521	-	9.0	8.5-9.5	10.2	28.1	11.0	460	A	A	Black
15456		265/35R22	XL	102	V	4	50	1,874	-	9.5	9.0-10.5	10.7	29.3	11.0	460	A	A	Black
15472		285/35R22	XL	106	V	4	50	2,094	-	10.0	9.5-11.0	11.4	29.9	11.0	460	A	A	Black
15466		285/45R22	XL	114	V	4	50	2,601	-	9.5	9.0-10.5	11.2	32.1	11.0	460	A	A	Black
15457		295/30R22	XL	103	V	4	50	1,929	-	10.5	10.0-11.0	11.9	29.0	11.0	460	A	A	Black
15460		305/40R22	XL	114	V	4	50	2,601	-	11.0	10.0-11.5	12.3	31.6	11.0	460	A	A	Black
15452		305/45R22	XL	118	V	4	50	2,910	-	10.0	9.5-11.5	11.9	32.8	11.0	460	A	A	Black
15474		295/35R24	XL	110	V	4	50	2,337	-	10.5	10.0-11.5	11.9	32.1	11.0	460	A	A	Black
15354		305/35R24	XL	112	V	4	50	2,469	-	11.0	10.0-12.0	12.3	32.4	11.0	460	A	A	Black

Technical Data can be changed without further notice.

PERFORMANCE RATINGS

BRAKING
8

COMFORT
7

FUEL EFFICIENCY
8

HANDLING
9

WEAR LIFE
8



N'FERA RU5

CUV/SUV TOURING ALL SEASON

The N'Fera RU5 exhibits a wave- and straight-groove design, which optimizes the flow of water and improves hydroplaning performance. Enhanced center block stiffness improves handling response during high-speed driving. The micro-groove design optimizes traction performance in wet and snowy road conditions; and a second rib on the outside, asymmetrically to the inside, optimizes stiffness and reduces in and out, delivering higher driving stability.



WARRANTY
 Mileage Warranty: 65,000 miles
 Road Hazard: First 2/32" or 1 year
 Roadside Assistance: 36 months

PATTERN CODE: RU5

Product Code	P/LT	Size	XL	LI	SS	PLY	Max Air (psi)	Max Load (lbs)		Rim		Sections Width (inch)	Overall Diameter (inch)	Tread Depth (/32")	UTQG			Sidewall
								S	D	Meas.	Approved				Tread-wear	Trac.	Temp.	
14435	P	235/55R18	XL	102	V	4	50	1,874	-	7.5	6.5-8.5	9.6	28.1	10.0	500	A	A	Black
12612		235/60R18	XL	107	V	4	50	2,149	-	7.0	6.5-8.5	9.4	29.1	10.0	500	A	A	Black
14011		235/65R18	XL	110	V	4	50	2,337	-	7.0	6.5-8.5	9.4	30.0	10.0	500	A	A	Black
12613	P	245/60R18		104	V	4	51	1,984	-	7.0	7.0-8.5	9.8	29.6	10.0	500	A	A	Black
12605		255/55R18	XL	109	V	4	50	2,271	-	8.0	7.0-9.0	10.4	29.0	10.0	500	A	A	Black
14391		255/60R18	RF	112	V	4	50	2,469	-	7.5	7.0-9.0	10.2	30.0	10.0	500	A	A	Black
12615	P	265/60R18		109	V	4	51	2,271	-	8.0	7.5-9.5	10.7	30.5	10.0	500	A	A	Black
14058		235/50R19	XL	103	V	4	50	1,929	-	7.5	6.5-8.5	9.6	28.3	10.0	500	A	A	Black
13122		235/55ZR19	XL	105	W	4	50	2,039	-	7.5	6.5-8.5	9.6	29.2	10.0	500	A	A	Black
14059		245/55R19		103	V	4	51	1,929	-	7.5	7.0-8.5	10.0	29.6	10.0	500	A	A	Black
14434		255/50ZR19	RF	107	W	4	50	2,149	-	8.0	7.0-9.0	10.4	29.1	10.0	500	A	A	Black
14016		235/55R20	XL	105	V	4	50	2,039	-	7.5	6.5-8.5	9.6	30.2	10.0	500	A	A	Black
14070		245/50R20		102	V	4	51	1,874	-	7.5	7.0-8.5	10.0	29.7	10.0	500	A	A	Black
12606		255/45R20	XL	105	V	4	50	2,039	-	8.5	8.0-9.5	10.0	29.1	10.0	500	A	A	Black
14012		255/50ZR20	XL	109	W	4	50	2,771	-	8.0	7.0-9.0	10.4	30.1	10.0	500	A	A	Black
15092		255/55R20		107	V	4	51	2,149	-	8.0	7.0-9.0	10.4	31.0	10.0	500	A	A	Black
12607		265/45R20	XL	108	V	4	50	2,205	-	9.0	8.5-10.0	10.5	29.4	10.0	500	A	A	Black
14021		265/50R20	XL	111	V	4	50	2,403	-	8.5	7.5-9.5	10.9	30.5	10.0	500	A	A	Black
12617		275/40R20	XL	106	W	4	50	2,094	-	9.5	9.0-10.5	10.9	28.7	10.0	500	A	A	Black
12608		275/45R20	XL	110	V	4	50	2,337	-	9.0	8.5-10.5	10.7	29.8	10.0	500	A	A	Black

Technical Data can be changed without further notice.

PERFORMANCE RATINGS

BRAKING
8

COMFORT
9

FUEL EFFICIENCY
9

HANDLING
10

WEAR LIFE
10



ROADIAN MTX

MUD TERRAIN

The Roadian MTX features an aggressive design that is extremely versatile for on- and off-road driving. Each tire boasts a dual sidewall design that allows you to customize the look of the tire on your vehicle. The Roadian MTX also features a standard 3-ply design and F-Load weight rating that makes it extremely capable for heavy hauling. With such rugged traits you wouldn't expect the Roadian MTX to be as quiet as it is on the highway, but thanks to its patented tread block design the road noise has been minimized.



WARRANTY

- Mileage Warranty: N/A
- Road Hazard: N/A
- Roadside Assistance: 36 months
- Free Trial: 45 days or 500 miles

PATTERN CODE: RO MTX

Product Code	P/LT	Size	XL	LI	SS	PLY	Max Air (psi)	Max Load (lbs)		Rim		Sections Width (inch)	Overall Diameter (inch)	Tread Depth (/32")	UTQG			Sidewall	F.E.T.
								S	D	Meas.	App.				Tread-wear	Trac.	Temp.		
15873	LT	265/75R16		123/120	Q	10	80	3,415	3,085	7.5	7.0-8.0	10.5	31.9	19.0	-	-	-	Black	
15879	LT	285/75R16		126/123	Q	10	80	3,750	3,415	8.0	7.5-9.0	11.3	33.1	19.0	-	-	-	Black	2.36
15883	LT	235/80R17		120/117	Q	10	80	3,085	2,835	6.5	6.0-7.5	9.3	32.0	18.0	-	-	-	Black	
15884	LT	245/75R17		121/118	Q	10	80	3,195	2,910	7.0	6.5-7.5	9.8	31.7	18.0	-	-	-	Black	
15886	LT	255/75R17		111/108	Q	6	50	2,405	2,205	7.0	6.5-8.5	10.0	32.3	18.0	-	-	-	Black	
15887	LT	265/70R17		121/118	Q	10	80	3,195	2,910	8.0	7.0-8.5	10.7	31.9	19.0	-	-	-	Black	
15713	LT	285/70R17		121/118	Q	10	80	3,195	2,910	8.5	7.5-9.0	11.0	33.0	19.0	-	-	-	Black	
15888	LT	295/70R17		121/118	Q	10	80	3,195	2,910	8.5	7.5-10.0	11.8	33.5	20.0	-	-	-	Black	
16398	LT	305/65R17		121/118	Q	12	80	3,195	2,910	9.0	8.5-11.0	12.2	32.8	20.0	-	-	-	Black	
16399	LT	315/70R17		121/118	Q	12	80	3,195	2,910	9.5	8.0-11.0	12.7	34.6	20.0	-	-	-	Black	
15925	LT	275/65R18		123/120	Q	10	80	3,415	3,085	8.0	7.5-9.0	11.0	32.3	19.0	-	-	-	Black	
15897	LT	275/70R18		125/122	Q	10	80	3,640	3,305	8.0	7.0-8.5	11.0	33.4	19.0	-	-	-	Black	1.32
15926	LT	285/65R18		125/122	Q	10	80	3,640	3,305	8.5	8.0-10.0	11.5	32.8	19.0	-	-	-	Black	1.32
15898	LT	295/70R18		129/126	Q	10	80	4,080	3,750	8.5	7.5-10.0	11.8	34.5	20.0	-	-	-	Black	5.48
16400	LT	305/70R18		128/125	Q	12	80	3,970	3,640	9.0	8.5-10.0	12.2	35.1	20.0	-	-	-	Black	4.44
15929	LT	275/65R20		126/123	Q	10	80	3,750	3,415	8.0	7.5-9.5	11.0	34.3	19.0	-	-	-	Black	2.36
15932	LT	285/55R20		122/119	Q	10	80	3,305	3,000	9.0	8.0-10.0	11.7	32.6	19.0	-	-	-	Black	
15933	LT	295/55R20		123/120	Q	10	80	3,415	3,085	9.5	8.0-10.0	12.2	33.0	20.0	-	-	-	Black	
15931	LT	295/60R20		126/123	Q	10	80	3,750	3,415	8.5	8.0-10.0	11.8	34.2	20.0	-	-	-	Black	2.36
15930	LT	295/65R20		129/126	Q	10	80	4,080	3,750	8.5	8.0-10.0	11.8	35.4	20.0	-	-	-	Black	5.48

CONTINUED ON NEXT PAGE ...

PERFORMANCE RATINGS

BRAKING
8

COMFORT
7

FUEL EFFICIENCY
6

OFF-ROAD
10

WEAR LIFE
7

ROADIAN MTX

... CONTINUED FROM PREVIOUS PAGE

PATTERN CODE: RO MTX

Product Code	P/LT	Size	XL	LI	SS	PLY	Max Air (psi)	Max Load (lbs)		Rim		Sections Width (inch)	Overall Diameter (inch)	Tread Depth (/32")	UTQG			Sidewall	F.E.T.
								S	D	Meas.	App.				Tread-wear	Trac.	Temp.		
16271	LT	305/55R20		125/122	Q	12	80	3,640	3,305	9.5	8.5-11.0	12.4	33.5	20.0	-	-	-	Black	1.32
15867		33X12.50R15		108	Q	6	35	2,205	-	10.0	8.5-11.0	12.5	32.8	21.0	-	-	-	Black	
15871		35X12.50R15		113	Q	6	35	2,535	-	10.0	8.5-11.0	12.5	34.8	21.0	-	-	-	Black	
16261		33X12.50R17		121	Q	12	80	3,195	-	10.0	8.5-11.0	12.5	32.8	21.0	-	-	-	Black	
16262		35X12.50R17		121	Q	12	80	3,195	-	10.0	8.5-11.0	12.5	34.8	21.0	-	-	-	Black	
16348		37X12.50R17		121	Q	12	80	3,195	-	10.0	8.5-11.0	12.5	36.8	21.0	-	-	-	Black	
16263		33X12.50R18		122	Q	12	80	3,305	-	10.0	8.5-11.0	12.5	32.8	21.0	-	-	-	Black	
16264		35X12.50R18		128	Q	12	80	3,970	-	10.0	8.5-11.0	12.5	34.8	21.0	-	-	-	Black	4.44
16265		33X12.50R20		119	Q	12	80	3,000	-	10.0	8.5-11.0	12.5	32.8	21.0	-	-	-	Black	
16266		35X12.50R20		125	Q	12	80	3,640	-	10.0	8.5-11.0	12.5	34.8	21.0	-	-	-	Black	1.32
16267		37X12.50R20		128	Q	12	80	3,970	-	10.0	8.5-11.0	12.5	36.8	21.0	-	-	-	Black	4.44
16401		37X13.50R20		128	Q	12	80	3,970	-	11.0	8.5-11.0	13.6	36.8	21.0	-	-	-	Black	4.44
16270		37X13.50R22		128	Q	12	80	3,970	-	11.0	8.5-11.0	13.6	36.8	21.0	-	-	-	Black	4.44
16269		35X12.50R22		121	Q	12	80	3,195	-	10.0	8.5-11.0	12.5	34.8	21.0	-	-	-	Black	
16268		33X12.50R22		114	Q	12	80	2,600	-	10.0	8.5-11.0	12.5	32.8	19.0	-	-	-	Black	

Technical Data can be changed without further notice.

DUAL SIDEWALLS

Every Roadian MTX comes with two sidewall designs, so you choose how to mount it.





ROADIAN MT

MUD TERRAIN

The Roadian MT incorporates a zig-zag shoulder block design to provide outstanding traction for off-road and wet conditions, and a deep-groove design, which offers enhanced traction in deep mud and gravel. The shoulder-protector design maximizes load and durability, while optimized wide grooves provide excellent water drainage and anti-hydroplaning performance.



WARRANTY

Mileage Warranty: N/A
Road Hazard: N/A
Roadside Assistance: 36 months

PATTERN CODE: RO MT

Product Code	P/LT	Size	XL	LI	SS	PLY	Max Air (psi)	Max Load (lbs)		Rim		Sections Width (inch)	Overall Diameter (inch)	Tread Depth (/32")	UTQG			Sidewall
								S	D	Meas.	App.				Tread-wear	Trac.	Temp.	
10667	LT	235/75R15		104/101	Q	6	50	1,985	1,820	6.5	6.0-7.0	9.3	28.9	17.0	-	-	-	White
10658	LT	235/85R16		120/116	Q	10	80	3,042	2,778	6.5	6.0-7.5	9.3	31.7	17.0	-	-	-	White
10674		31X10.50R15		109	Q	6	50	2,270	-	8.5	7.0-9.0	10.6	30.5	18.0	-	-	-	White

Technical Data can be changed without further notice.

PERFORMANCE RATINGS

BRAKING
8

COMFORT
6

FUEL EFFICIENCY
6

OFF-ROAD
10

WEAR LIFE
6



ROADIAN CT8 HL

COMMERCIAL VAN/LT

The Roadian CT8 HL delivers heavy-duty performance for commercial vehicles, and it is the original equipment tire of Ram ProMaster.



WARRANTY

Mileage Warranty: N/A
Road Hazard: N/A
Roadside Assistance: 36 months

OE FITMENT ON



PATTERN CODE: CT8HL

Product Code	P/LT	Size	XL	LI	SS	PLY	Max Air (psi)	Max Load (lbs)		Rim		Sections Width (inch)	Overall Diameter (inch)	Tread Depth (/32")	UTQG			Sidewall	F.E.T.	OE
								S	D	Meas.	App.				Tread-wear	Trac.	Temp.			
15237		185/60R15C		94/92	T	6	54	1,477	1,389	5.5	5.5-6.0	7.4	23.7	13.0	-	-	-	Black		
15419		195/75R16C		107/105	R	8	69	2,149	2,039	5.5	5.0-6.0	7.7	27.5	13.0	-	-	-	Black		
15386		225/75R16C		121/120	R	10	83	3,195	3,085	6.0	6.0-7.0	8.8	29.3	15.0	-	-	-	Black		RAM
15241		235/65R16C		121/119	R	10	83	3,197	2,998	7.0	6.5-7.5	9.4	28.0	13.0	-	-	-	Black		
15409	LT	215/85R16		115/112	R	10	80	2,680	2,470	6.0	5.5-7.0	8.5	30.4	15.0	-	-	-	Black		
13427	LT	225/75R16		115/112	R	10	80	2,680	2,470	6.0	6.0-7.0	8.8	29.3	15.0	-	-	-	Black		RAM
15410	LT	235/85R16		120/116	R	10	80	3,042	2,778	6.5	6.0-7.5	9.3	31.7	15.0	-	-	-	Black		
15411	LT	245/75R16		120/116	S	10	80	3,042	2,778	7.0	6.5-8.0	9.8	30.5	15.0	-	-	-	Black		
15412	LT	265/75R16		123/120	R	10	80	3,415	3,085	7.5	7.0-8.0	10.5	31.7	15.0	-	-	-	Black		
15413	LT	235/80R17		120/117	R	10	80	3,085	2,835	6.5	6.0-7.5	9.3	31.8	15.0	-	-	-	Black		
15414	LT	245/70R17		119/116	R	10	80	3,000	2,755	7.0	6.5-8.0	9.8	30.6	15.0	-	-	-	Black		
15415	LT	245/75R17		121/118	S	10	80	3,195	2,910	7.0	6.5-7.5	9.8	31.5	15.0	-	-	-	Black		
15416	LT	265/70R17		121/118	R	10	80	3,195	2,910	8.0	7.0-8.5	10.7	31.7	15.0	-	-	-	Black		
15417	LT	275/65R18		123/120	S	10	80	3,415	3,085	8.0	7.5-9.0	11.0	32.1	15.0	-	-	-	Black		
15418	LT	275/70R18		125/122	R	10	80	3,640	3,305	8.0	7.0-8.5	11.0	33.2	15.0	-	-	-	Black		1.32

Technical Data can be changed without further notice. For more detailed OE application information, please refer to "Original Equipment 2019" page.

PERFORMANCE RATINGS

BRAKING
7

COMFORT
7

FUEL EFFICIENCY
6

OFF-ROAD
7

WEAR LIFE
8



ROADIAN CT8

COMMERCIAL VAN/LT

The Roadian CT8 maintains optimal rigidity balance by including a half-depth transverse groove in the center block. Also, square-shaped dimples in the tread prevent stress, resulting in improved durability and tread life.



WARRANTY

Mileage Warranty: N/A
Road Hazard: N/A
Roadside Assistance: 36 months

PATTERN CODE: CT8

Product Code	P/LT	Size	XL	LI	SS	PLY	Max Air (psi)	Max Load (lbs)		Rim		Sections Width (inch)	Overall Diameter (inch)	Tread Depth (/32")	UTQG			Sidewall
								S	D	Meas.	App.				Tread-wear	Trac.	Temp.	
14502		185R14C		102/100	T	6	65	1,874	1,764	5.0	5.0-6.0	7.4	25.6	10.5	-	-	-	Black

Technical Data can be changed without further notice.

PERFORMANCE RATINGS

BRAKING 7	COMFORT 7	FUEL EFFICIENCY 6	OFF-ROAD 7	WEAR LIFE 8
---------------------	---------------------	-----------------------------	----------------------	-----------------------



WINGUARD Sport 2

PERFORMANCE STUDLESS WINTER

Winter driving and long-mileage performance are raised to the next level with the Winguard Sport 2. Its high-density, multi-sipe elevates grip for braking on icy and snowy roads, simultaneously increasing longevity. Snowy or dry traction and cornering are improved with the directional tread. Large, wide grooves effectively drain water for anti-hydroplaning performance.



WARRANTY

Mileage Warranty: N/A
Road Hazard: N/A
Roadside Assistance: 36 months

PATTERN CODE: WG SPORT2

Product Code	P/LT	Size	XL	LI	SS	PLY	Max Air (psi)	Max Load (lbs)		Rim		Sections Width (inch)	Overall Diameter (inch)	Tread Depth (/32")	UTQG			Sidewall
								S	D	Meas.	Approved				Tread-wear	Trac.	Temp.	
★ 16648		215/55R16	XL	97	V	4	50	1,609	-	7.0	6.0-7.5	8.9	25.3	10.5	-	-	-	Black
15914		215/65R16		98	H	4	51	1,653	-	6.5	6.0-7.5	8.6	27.0	10.5	-	-	-	Black
15440		205/40R17	XL	84	V	4	50	1,102	-	7.5	7.0-8.0	8.3	23.5	10.5	-	-	-	Black
15447		205/45R17	XL	88	V	4	50	1,235	-	7.0	6.5-7.5	8.1	24.3	10.5	-	-	-	Black
15481		205/50R17	XL	93	V	4	50	1,433	-	6.5	5.5-7.5	8.4	25.1	10.5	-	-	-	Black
15441		215/40R17	XL	87	V	4	50	1,201	-	7.5	7.0-8.5	8.6	23.8	10.5	-	-	-	Black
15448		215/45R17	XL	91	V	4	50	1,356	-	7.0	7.0-8.0	8.4	24.6	10.5	-	-	-	Black
15482		215/50R17	XL	95	V	4	50	1,521	-	7.0	6.0-7.5	8.9	25.5	10.5	-	-	-	Black
15487		215/55R17	XL	98	V	4	50	1,653	-	7.0	6.0-7.5	8.9	26.3	10.5	-	-	-	Black
15903		215/60R17		96	H	4	51	1,565	-	6.5	6.0-7.5	8.6	27.1	10.5	-	-	-	Black
15450		225/45R17	XL	94	V	4	50	1,477	-	7.5	7.0-8.5	8.9	25.0	10.5	-	-	-	Black
15483		225/50R17	XL	98	V	4	50	1,653	-	7.0	6.0-8.0	9.2	25.9	10.5	-	-	-	Black
15488		225/55R17	XL	101	V	4	50	1,819	-	7.0	6.0-8.0	9.2	26.8	10.5	-	-	-	Black
15905		225/60R17	XL	103	H	4	50	1,929	-	6.5	6.0-8.0	8.9	27.6	10.5	-	-	-	Black
15917		225/65R17		102	H	4	51	1,874	-	6.5	6.0-8.0	8.9	28.4	10.5	-	-	-	Black
15476		235/45R17	XL	97	V	4	50	1,609	-	8.0	7.5-9.0	9.3	25.4	10.5	-	-	-	Black
15490		235/55R17	XL	103	V	4	50	1,929	-	7.5	6.5-8.5	9.6	27.2	10.5	-	-	-	Black
15908		235/60R17	XL	106	H	4	50	2,094	-	7.0	6.5-8.5	9.4	28.0	10.5	-	-	-	Black
15856		235/65R17	XL	108	V	4	50	2,205	-	7.0	6.5-8.5	9.4	29.1	10.5	-	-	-	Black
15479		245/45R17	XL	99	V	4	50	1,709	-	8.0	7.5-9.0	9.6	25.7	10.5	-	-	-	Black
15919		245/65R17		107	H	4	51	2,149	-	7.0	7.0-8.5	9.7	29.4	10.5	-	-	-	Black
16016		215/40R18	XL	89	V	4	50	1,279	-	7.5	7.0-8.5	8.6	23.8	10.5	-	-	-	Black

CONTINUED ON NEXT PAGE ...

PERFORMANCE RATINGS

SNOW TRACTION 7	ICE TRACTION 6	DRY HANDLING 8	WET HANDLING 9	ROLLING RESISTANCE 6	COMFORT 6
---------------------------	--------------------------	--------------------------	--------------------------	--------------------------------	---------------------

WINGUARD ice Plus

... CONTINUED FROM PREVIOUS PAGE

PATTERN CODE: WG ICE PLUS

Product Code	P/ LT	Size	XL	LI	SS	PLY	Max Air (psi)	Max Load (lbs)		Rim		Sections Width (inch)	Overall Diameter (inch)	Tread Depth (/32")	UTQG			Sidewall	MSRP
								S	D	Meas.	Approved				Tread-wear	Trac.	Temp.		
16144		235/60R16	XL	104	T	4	50	1,389	-	5.5	5.0-6.5	7.4	24.4	11.0	-	-	-	Black	TBA
16127		205/50R17	XL	93	T	4	50	1,521	-	6.0	5.5-7.0	7.9	25.0	11.0	-	-	-	Black	TBA
★ 16119		215/45R17	XL	91	T	4	50	1,356	-	7.0	7.0-8.0	8.4	24.6	11.0	-	-	-	Black	TBA
16128		215/50R17	XL	95	T	4	50	1,709	-	6.0	5.5-7.5	8.2	25.5	11.0	-	-	-	Black	TBA
16134		215/55R17	XL	98	T	4	50	1,047	-	5.0	4.5-6.0	7.0	22.7	11.0	-	-	-	Black	TBA
16143		215/60R17		96	T	4	51	1,235	-	5.0	4.5-6.0	7.0	23.7	11.0	-	-	-	Black	TBA
★ 16120		225/45R17	XL	94	T	4	50	1,477	-	7.5	7.0-8.5	8.9	25.0	11.0	-	-	-	Black	TBA
16129		225/50R17	XL	98	T	4	50	1,389	-	5.5	4.5-6.0	7.4	24.3	11.0	-	-	-	Black	TBA
16136		225/55R17	XL	101	T	4	50	1,356	-	6.0	5.0-6.5	7.9	24.8	11.0	-	-	-	Black	TBA
★ 16122		235/45R17	XL	97	T	4	50	1,609	-	8.0	7.5-9.0	9.3	25.4	11.0	-	-	-	Black	TBA
16137		235/55R17		99	T	4	51	1,764	-	6.0	5.0-7.0	8.2	26.3	11.0	-	-	-	Black	TBA
★ 16123		245/45R17	XL	99	T	4	50	1,709	-	8.0	7.5-9.0	9.6	25.7	11.0	-	-	-	Black	TBA
★ 16116		225/40R18	XL	92	T	4	50	1,389	-	8.0	7.5-9.0	9.1	25.1	11.0	-	-	-	Black	TBA
★ 16121		225/45R18	XL	95	T	4	50	1,521	-	7.5	7.0-8.5	8.9	25.9	11.0	-	-	-	Black	TBA
★ 16117		235/40R18	XL	95	T	4	50	1,521	-	8.5	8.0-9.5	9.5	25.4	11.0	-	-	-	Black	TBA
★ 16118		245/40R18	XL	97	T	4	50	1,609	-	8.5	8.0-9.5	9.8	25.7	11.0	-	-	-	Black	TBA
★ 16124		245/45R18	XL	100	T	4	50	1,764	-	8.0	7.5-9.0	9.6	26.7	11.0	-	-	-	Black	TBA
★ 16125		245/45R19	XL	102	T	4	50	1,874	-	8.0	7.5-9.0	9.6	27.7	11.0	-	-	-	Black	TBA

Technical Data can be changed without further notice.
TBA — To Be Announced to selected dealers.
★ New Size



WINGUARD ice SUV

STUDLESS NORDIC WINTER

The Winguard Ice SUV has a dual V-shape that enhances grip and braking. There are four grooves and two small semi-grooves that drain snow, slush and water. The Winguard Ice SUV's shoulder stiffness enhances durability and its 3D block prevents abnormal wear.



WARRANTY

Mileage Warranty: N/A

Road Hazard: N/A

Roadside Assistance: 36 months

PATTERN CODE: WG ICE SUV

Product Code	P/ LT	Size	XL	LI	SS	PLY	Max Air (psi)	Max Load (lbs)		Rim		Sections Width (inch)	Overall Diameter (inch)	Tread Depth (/32")	UTQG			Sidewall	MSRP
								S	D	Meas.	Approved				Tread-wear	Trac.	Temp.		
13303		215/65R16		98	Q	4	51	1,653	-	6.5	6.0-7.5	8.7	27.0	11.5	-	-	-	Black	TBA
13304		215/70R16		100	Q	4	51	1,764	-	6.5	5.5-7.0	8.7	27.9	11.5	-	-	-	Black	TBA
13929		225/70R16		103	Q	4	51	1,929	-	6.5	6.0-7.5	9.0	28.4	11.5	-	-	-	Black	TBA
13944		245/70R16		107	Q	4	51	2,149	-	7.0	6.5-8.0	9.8	29.5	11.5	-	-	-	Black	TBA
13302		265/70R16		112	Q	4	51	2,469	-	8.0	7.0-9.0	10.7	30.6	11.5	-	-	-	Black	TBA
13936		225/60R17	XL	103	Q	4	50	1,929	-	6.5	6.0-8.0	9.0	27.6	11.5	-	-	-	Black	TBA
13301		225/65R17		102	Q	4	51	1,874	-	6.5	6.0-8.0	9.0	28.5	11.5	-	-	-	Black	TBA
13305		235/65R17	XL	108	Q	4	50	2,205	-	7.0	6.5-8.5	9.4	29.1	11.5	-	-	-	Black	TBA
13946		265/65R17		112	Q	4	51	2,469	-	8.0	7.5-9.5	10.7	30.6	11.5	-	-	-	Black	TBA
13930		235/55R18		100	Q	4	51	1,764	-	7.5	6.5-8.5	9.6	28.1	11.5	-	-	-	Black	TBA
13931		235/60R18		103	Q	4	51	1,929	-	7.0	6.5-8.5	9.4	29.1	11.5	-	-	-	Black	TBA
13945		265/60R18		110	Q	4	51	2,337	-	8.0	7.5-9.5	10.7	30.5	11.5	-	-	-	Black	TBA
13947		285/60R18		116	Q	4	51	2,756	-	8.5	8.0-10.0	11.5	31.5	11.5	-	-	-	Black	TBA
★ 16345		255/50R19	XL	107	T	4	50	2,150	-	8.0	7.0-9.0	10.4	29.1	11.5	-	-	-	Black	TBA
★ 16346		265/50R20	XL	111	T	4	50	2,403	-	8.5	7.5-9.5	10.9	30.5	11.5	-	-	-	Black	TBA
★ 16347		285/50R20	XL	116	T	4	50	2,756	-	9.0	8.0-10.0	11.7	31.3	11.5	-	-	-	Black	TBA

Technical Data can be changed without further notice.
TBA — To Be Announced to selected dealers.
★ New Size

PERFORMANCE RATINGS

SNOW TRACTION 8	ICE TRACTION 8	DRY HANDLING 6	WET HANDLING 6	ROLLING RESISTANCE 6	COMFORT 8
--------------------	-------------------	-------------------	-------------------	-------------------------	--------------



WINGUARD winSPIKE

STUDDABLE WINTER

Winguard Winspike tires are molded for installing studs that dig into snow or ice for better traction. The optimized arrangement of sipes and block rigidity maximizes handling and traction on ice in combination with the V-shaped tread pattern. Noise is addressed by the calculated placement of 12 multi-random stud lines.



WARRANTY

Mileage Warranty: N/A
Road Hazard: N/A
Roadside Assistance: 36 months

PATTERN CODE: WG WINSPIKE

Product Code	P/LT	Size	XL	LI	SS	PLY	Max Air (psi)	Max Load (lbs)		Rim		Sections Width (inch)	Overall Diameter (inch)	Tread Depth (/32")	UTQG			Sidewall	MSRP
								S	D	Meas.	Approved				Tread-wear	Trac.	Temp.		
12805	LT	235/75R15		110/107	Q	8	65	2,335	2,150	6.5	6.0-7.0	9.3	28.9	16.0	-	-	-	Black	TBA
14047	LT	215/85R16		115/112	Q	10	80	2,680	2,470	6.0	5.5-7.0	8.5	30.4	16.0	-	-	-	Black	TBA
12804	LT	225/75R16		115/112	Q	10	80	2,680	2,470	6.0	6.0-7.0	8.8	29.3	16.0	-	-	-	Black	TBA
12808	LT	235/85R16		120/116	Q	10	80	3,042	2,778	6.5	6.0-7.5	9.3	31.7	16.0	-	-	-	Black	TBA
12806	LT	245/75R16		120/116	Q	10	80	3,042	2,778	7.0	6.5-8.0	9.8	30.5	16.0	-	-	-	Black	TBA
12807	LT	265/75R16		123/120	Q	10	80	3,415	3,085	7.5	7.0-8.0	10.5	31.7	16.0	-	-	-	Black	TBA
14044	LT	225/75R17		116/113	Q	10	80	2,755	2,535	6.0	6.0-7.5	8.8	30.3	16.0	-	-	-	Black	TBA
14046	LT	235/80R17		120/117	Q	10	80	3,085	2,835	6.5	6.0-7.5	9.3	31.8	16.0	-	-	-	Black	TBA
12802	LT	245/70R17		119/116	Q	10	80	3,000	2,755	7.0	6.5-8.0	9.8	30.6	16.0	-	-	-	Black	TBA
14045	LT	245/75R17		121/118	Q	10	80	3,195	2,910	7.0	6.5-7.5	9.8	31.5	16.0	-	-	-	Black	TBA
14039	LT	265/65R17		120/117	Q	10	80	3,087	2,833	8.0	7.5-9.5	10.7	30.6	16.0	-	-	-	Black	TBA
12803	LT	265/70R17		121/118	Q	10	80	3,195	2,910	8.0	7.0-8.5	10.7	31.7	16.0	-	-	-	Black	TBA
14048		31X10.50R15		109	Q	6	50	2,270	-	8.5	7.0-9.0	10.6	30.5	16.0	-	-	-	Black	TBA
14040		195/70R15C		104/102	R	8	65	1,984	1,874	6.0	5.0-6.0	7.9	25.8	12.5	-	-	-	Black	TBA
14041		225/70R15C		112/110	R	8	65	2,469	2,337	6.5	6.0-7.0	9.0	27.4	12.5	-	-	-	Black	TBA
14043		195/75R16C		107/105	R	8	69	2,149	2,039	5.5	5.0-6.0	7.7	27.5	12.5	-	-	-	Black	TBA
16386		235/65R16C		121/119	R	10	83	3,197	2,998	7.0	6.5-7.5	9.4	28.0	12.5	-	-	-	Black	TBA

Technical Data can be changed without further notice.
T.S.M.I. #15
TBA — To Be Announced to selected dealers.

PERFORMANCE RATINGS

SNOW TRACTION
8

ICE TRACTION
8

DRY HANDLING
7

WET HANDLING
7

ROLLING RESISTANCE
6

COMFORT
6



WINGUARD winSPIKE WH62

STUDDABLE WINTER

Winguard Winspike WH62 tires are molded to allow for stud installation that provides better traction on ice and snow. Sipe and block rigidity maximize handling in combination with the V-shaped tread pattern. The Winspike WH62 provides increased ice and snow traction and a more comfortable ride over the standard Winguard Winspike pattern.



WARRANTY

Mileage Warranty: N/A
Road Hazard: N/A
Roadside Assistance: 36 months

PATTERN CODE: WH62

Product Code	P/LT	Size	XL	LI	SS	PLY	Max Air (psi)	Max Load (lbs)		Rim		Sections Width (inch)	Overall Diameter (inch)	Tread Depth (/32")	UTQG			Sidewall	MSRP
								S	D	Meas.	Approved				Tread-wear	Trac.	Temp.		
★ 14229		175/70R13		82	T	4	51	1,047	-	5.0	4.5-6.0	7.0	22.7	12.0	-	-	-	Black	TBA
★ 14147		175/65R14	XL	86	T	4	50	1,168	-	5.0	5.0-6.0	7.0	23.0	12.0	-	-	-	Black	TBA
★ 14230		175/70R14		84	T	4	51	1,102	-	5.0	4.5-6.0	7.0	23.7	12.0	-	-	-	Black	TBA
★ 14220		185/60R14		82	T	4	51	1,047	-	5.5	5.0-6.5	7.4	22.8	12.0	-	-	-	Black	TBA
★ 14148		185/65R14	XL	90	T	4	50	1,323	-	5.5	5.0-6.5	7.4	23.5	12.0	-	-	-	Black	TBA
★ 14231		185/70R14	XL	92	T	4	50	1,389	-	5.5	4.5-6.0	7.4	24.3	12.0	-	-	-	Black	TBA
★ 14232		195/70R14		91	T	4	51	1,356	-	6.0	5.0-6.5	7.9	24.8	12.0	-	-	-	Black	TBA
★ 14213		185/55R15	XL	86	T	4	50	1,168	-	6.0	5.0-6.5	7.6	23.0	12.0	-	-	-	Black	TBA
★ 14221		185/60R15	XL	88	T	4	50	1,235	-	5.5	5.0-6.5	7.4	23.7	12.0	-	-	-	Black	TBA
★ 14150		185/65R15	XL	92	T	4	50	1,389	-	5.5	5.0-6.5	7.4	24.4	12.0	-	-	-	Black	TBA
★ 14214		195/55R15	XL	89	T	4	50	1,279	-	6.0	5.5-7.0	7.9	23.4	12.0	-	-	-	Black	TBA
★ 14222		195/60R15	XL	92	T	4	50	1,389	-	6.0	5.5-7.0	7.9	24.2	12.0	-	-	-	Black	TBA
★ 14151		195/65R15	XL	95	T	4	50	1,521	-	6.0	5.5-7.0	7.9	25.0	12.0	-	-	-	Black	TBA
★ 14227		205/65R15	XL	99	T	4	50	1,709	-	6.0	5.5-7.5	8.2	25.5	12.0	-	-	-	Black	TBA
★ 14233		205/70R15		96	T	4	51	1,565	-	6.0	5.0-7.0	8.2	26.3	12.0	-	-	-	Black	TBA
★ 14234		215/70R15		98	T	4	51	1,653	-	6.5	5.5-7.0	8.7	26.9	12.0	-	-	-	Black	TBA
★ 15049		195/55R16		87	T	4	51	1,201	-	6.0	5.5-7.0	7.9	24.4	12.0	-	-	-	Black	TBA
★ 14223		195/60R16		89	T	4	51	1,279	-	6.0	5.5-7.0	7.9	25.2	12.0	-	-	-	Black	TBA
★ 14215		205/55R16	XL	94	T	4	50	1,477	-	6.5	5.5-7.5	8.4	24.9	12.0	-	-	-	Black	TBA
★ 14149		205/60R16		92	T	4	51	1,389	-	6.0	5.5-7.5	8.2	25.7	12.0	-	-	-	Black	TBA
★ 14216		215/55R16	XL	97	T	4	50	1,609	-	7.0	6.0-7.5	8.9	25.3	12.0	-	-	-	Black	TBA

CONTINUED ON NEXT PAGE ...

PERFORMANCE RATINGS

SNOW TRACTION
9

ICE TRACTION
9

DRY HANDLING
7

WET HANDLING
7

ROLLING RESISTANCE
6

COMFORT
7

WINGUARD winSpiKE WH62

... CONTINUED FROM PREVIOUS PAGE

PATTERN CODE: WH62

Product Code	P/ LT	Size	XL	LI	SS	PLY	Max Air (psi)	Max Load (lbs)		Rim		Sections Width (inch)	Overall Diameter (inch)	Tread Depth (/32")	UTQG			Sidewall	MSRP
								S	D	Meas.	Approved				Tread-wear	Trac.	Temp.		
★ 14224		215/60R16	XL	99	T	4	50	1,709	-	6.5	6.0-7.5	8.7	26.1	12.0	-	-	-	Black	TBA
★ 14228		215/65R16	XL	102	T	4	50	1,874	-	6.5	6.0-7.5	8.7	27.0	12.0	-	-	-	Black	TBA
★ 16259		225/55R16	XL	99	T	4	50	1,709	-	7.0	6.0-8.0	9.2	25.7	12.0	-	-	-	Black	TBA
★ 14226		225/60R16	XL	102	T	4	50	1,874	-	6.5	6.0-8.0	9.0	26.6	12.0	-	-	-	Black	TBA
★ 15048		205/50R17	XL	93	T	4	50	1,433	-	6.5	5.5-7.5	8.4	25.1	12.0	-	-	-	Black	TBA
★ 16671		215/50R17	XL	95	T	4	50	1,653	-	7.0	6.0-7.5	8.9	26.3	12.0	-	-	-	Black	TBA
★ 14217		215/55R17	XL	98	T	4	50	1,764	-	6.5	6.0-7.5	8.7	27.2	12.0	-	-	-	Black	TBA
★ 14225		215/60R17	XL	100	T	4	51	1,356	-	7.5	7.0-8.5	8.9	25.0	12.0	-	-	-	Black	TBA
★ 14210		225/45R17		91	T	4	50	1,653	-	7.0	6.0-8.0	9.2	25.9	12.0	-	-	-	Black	TBA
★ 14212		225/50R17	XL	98	T	4	50	1,819	-	7.0	6.0-8.0	9.2	26.8	12.0	-	-	-	Black	TBA
★ 14218		225/55R17	XL	101	T	4	50	1,609	-	8.0	7.5-9.0	9.3	25.4	12.0	-	-	-	Black	TBA
★ 16253		235/45R17	XL	97	T	4	50	1,929	-	7.5	6.5-8.5	9.6	27.2	12.0	-	-	-	Black	TBA
★ 14219		235/55R17	XL	103	T	4	50	1,709	-	8.0	7.5-9.0	9.6	25.7	12.0	-	-	-	Black	TBA
★ 16254		245/45R17	XL	99	T	4	50	1,389	-	8.0	7.5-9.0	9.1	25.1	12.0	-	-	-	Black	TBA
★ 16249		225/40R18	XL	92	T	4	50	1,521	-	7.5	7.0-8.5	8.9	25.9	12.0	-	-	-	Black	TBA
★ 16252		225/45R18	XL	95	T	4	50	1,521	-	8.5	8.0-9.5	9.5	25.4	12.0	-	-	-	Black	TBA
★ 16250		235/40R18	XL	95	T	4	50	1,819	-	7.5	6.5-8.5	9.6	27.3	12.0	-	-	-	Black	TBA
★ 16257		235/50R18	XL	101	T	4	50	1,609	-	8.5	8.0-9.5	9.8	25.7	12.0	-	-	-	Black	TBA
★ 16251		245/40R18	XL	97	T	4	50	1,764	-	8.0	7.5-9.0	9.6	26.7	12.0	-	-	-	Black	TBA
★ 16255		245/45R18	XL	100	T	4	50	1,984	-	7.5	7.0-8.5	10.0	27.7	12.0	-	-	-	Black	TBA
★ 16258		245/50R18	XL	104	T	4	50	1,929	-	8.5	8.0-9.5	10.0	27.0	12.0	-	-	-	Black	TBA
★ 16256		255/45R18	XL	103	T	4	50	2,039	-	6.5	6.0-8.0	9.3	28.9	12.0	-	-	-	Black	TBA

Technical Data can be changed without further notice.
T.S.M.I. #12
TBA – To Be Announced to selected dealers.
★ New Size



WINGUARD winSpiKE WS62

CUV/SUV STUDDABLE WINTER

Winguard Winspike WS62 tires are molded to allow for stud installation that provides better traction on ice and snow. Sipe and block rigidity maximize handling in combination with the V-shaped tread pattern. The Winspike WS62 provides increased ice and snow traction and a more comfortable ride over the standard Winguard Winspike pattern.

TOTAL
COVERAGE
WARRANTY
NEXEN TIRE

WARRANTY

- Mileage Warranty: N/A
- Road Hazard: N/A
- Roadside Assistance: 36 months

PATTERN CODE: WS62

Product Code	P/ LT	Size	XL	LI	SS	PLY	Max Air (psi)	Max Load (lbs)		Rim		Sections Width (inch)	Overall Diameter (inch)	Tread Depth (/32")	UTQG			Sidewall	MSRP
								S	D	Meas.	Approved				Tread-wear	Trac.	Temp.		
★ 16647		235/75R15	XL	109	T	4	51	1,764	-	6.5	5.5-7.0	8.7	27.9	12.5	-	-	-	Black	TBA
★ 14245		215/70R16		100	T	4	50	2,149	-	6.5	6.0-7.5	9.0	28.4	12.5	-	-	-	Black	TBA
★ 14254		225/70R16	XL	107	T	4	51	1,764	-	7.0	6.5-8.5	9.4	27.1	12.5	-	-	-	Black	TBA
★ 14237		235/60R16		100	T	4	51	2,094	-	7.0	6.0-8.0	9.4	29.0	12.5	-	-	-	Black	TBA
★ 16645		235/70R16		106	T	4	51	2,149	-	7.0	6.5-8.0	9.8	29.5	12.5	-	-	-	Black	TBA
★ 14246		245/70R16		107	T	4	51	2,469	-	8.0	7.0-9.0	10.7	30.6	12.5	-	-	-	Black	TBA
★ 16646		265/70R16		112	T	4	50	1,356	-	7.0	6.0-7.5	8.9	25.5	12.5	-	-	-	Black	TBA
★ 15047		225/60R17	XL	103	T	4	50	1,929	-	6.5	6.0-8.0	9.0	27.6	12.5	-	-	-	Black	TBA
★ 14241		225/65R17	XL	106	T	4	50	2,094	-	6.5	6.0-8.0	9.0	28.5	12.5	-	-	-	Black	TBA
★ 16276		235/60R17		102	T	4	51	1,874	-	7.0	6.5-8.5	9.4	28.1	12.5	-	-	-	Black	TBA
★ 14242		235/65R17	XL	108	T	4	50	2,205	-	7.0	6.5-8.5	9.4	29.1	12.5	-	-	-	Black	TBA
★ 14243		245/65R17		107	T	4	51	2,150	-	7.0	7.0-8.5	9.8	29.5	12.5	-	-	-	Black	TBA
★ 14244		265/65R17	XL	116	T	4	50	2,756	-	8.0	7.5-9.5	10.7	30.6	12.5	-	-	-	Black	TBA
★ 14247		265/70R17		115	T	4	51	2,679	-	8.0	7.0-9.0	10.7	31.7	12.5	-	-	-	Black	TBA
★ 15046		225/55R18		98	T	4	51	1,653	-	7.0	6.0-8.0	9.2	27.8	12.5	-	-	-	Black	TBA
★ 14236		225/60R18		100	T	4	51	1,764	-	6.5	6.0-8.0	9.0	28.6	12.5	-	-	-	Black	TBA
★ 14235		235/55R18		100	T	4	51	1,764	-	7.5	6.5-8.5	9.6	28.1	12.5	-	-	-	Black	TBA
★ 14238		235/60R18	XL	107	T	4	50	2,149	-	7.0	6.5-8.5	9.4	29.1	12.5	-	-	-	Black	TBA
★ 16644		245/60R18		105	T	4	51	2,039	-	7.0	7.0-8.5	9.8	29.6	12.5	-	-	-	Black	TBA
★ 16274		235/55R19	XL	105	T	4	50	2,039	-	7.5	6.5-8.5	9.6	29.2	12.5	-	-	-	Black	TBA
★ 16272		255/50R19	XL	107	T	4	50	2,150	-	8.0	7.0-9.0	10.4	29.1	12.5	-	-	-	Black	TBA
★ 16275		255/55R19	XL	111	T	4	50	2,403	-	8.0	7.0-9.0	10.4	30.0	12.5	-	-	-	Black	TBA
★ 16273		265/50R20	XL	111	T	4	50	2,403	-	8.5	7.5-9.5	10.9	30.5	12.5	-	-	-	Black	TBA

Technical Data can be changed without further notice.
T.S.M.I. #12
TBA – To Be Announced to selected dealers.
★ New Size

PERFORMANCE RATINGS

SNOW TRACTION
9

ICE TRACTION
9

DRY HANDLING
7

WET HANDLING
7

ROLLING RESISTANCE
6

COMFORT
7



EUROWIN

STUDLESS WINTER

The EuroWin is Nexen's Light Truck/SUV Studless Ice & Snow tire developed for the Nissan NV200 and Chevy City Express to transport heavy loads.



WARRANTY

Mileage Warranty: N/A
 Road Hazard: N/A
 Roadside Assistance: 36 months

PATTERN CODE: EUROWIN

Product Code	P/ LT	Size	XL	LI	SS	PLY	Max Air (psi)	Max Load (lbs)		Rim		Sections Width (inch)	Overall Diameter (inch)	Tread Depth (/32")	UTQG			Sidewall	MSRP
								S	D	Meas.	Approved				Tread-wear	Trac.	Temp.		
10873		185/60R15C		94/92	T	6	54	1,477	1,389	5.5	5.5-6.0	7.4	23.7	10.5	-	-	-	Black	TBA

Technical Data can be changed without further notice.
 TBA — To Be Announced to selected dealers.

Original Equipment 2019

Brand	Model	Model Year	Product	Product Code	Size	LI/SS		UTQG Wear
						LI	SS	
	200	2014	CP671	13345	225/55R17	97	V	400 A A
	All New 200	2015-2017	CP671	12909	215/55R17	94	H	400 A A
		2015-2017	CP671	12910	235/45R18	94	H	400 A A
	Pacifica	2017-2019	N'PRIZ RH7@	14376	235/40R19	96	H	400 A A
	Challenger SRT Hellcat	2019	N'FERA SUR4G	16674	275/40R20	102	W	100 A A
	Journey	2019	N'PRIZ RH7	16489	225/65R17	102	H	540 A A
		2019	N'PRIZ RH7	16490	225/55R19	99	H	440 A A
	*Durango	2019	N'PRIZ RH7@	16469	P 245/65R18	110	H	500 A A
	500L	2014-2019	CP671	12525	205/55R16	91	H	400 A A
		2014-2019	CP671	12526	225/45R17	91	V	400 A A
	500X	2016-2019	CP671	13536	215/55R17	94	V	400 A A
		2016-2019	CP671	13535	215/60R17	96	T	400 A A
	Elantra	2017-2019	N'PRIZ AH8	14386	195/65R15	91	T	500 A A
		2013-2016	CP671 H	12540	P 205/55R16	89	H	400 A A
		2017-2019	N'PRIZ AH8	14194	205/55R16	91	H	560 A A
		2012-2017	CP671 H	12842	P 215/45R17	87	H	400 A A
		2017-2019	N'PRIZ AH8	14198	225/45R17	91	W	500 A A
	Kona	2018-2019	N'PRIZ AH8	15605	205/60R16	92	H	500 A A
		2018-2019	N'PRIZ AH8	15606	215/55R17	94	V	500 A A
	Kona EV	2019	N'PRIZ AH8	16383	215/55R17	94	V	500 A A
	Veloster	2012-2017	CP671 H	12842	P 215/45R17	87	H	400 A A
		2018-2019	N'PRIZ AH8	14749	215/45R17	87	H	500 A A
2018-2019		N'PRIZ AH8	14708	225/40R18	88	W	500 A A	
	*Grand Cherokee	2019	N'PRIZ RH7@	16469	P 245/65R18	110	H	500 A A
	Forte	2014-2016	CP671	12841	P 195/65R15	89	T	440 A A
		2017-2019	N'PRIZ AH8	13466	195/65R15	91	T	500 A A
		2014-2016	CP671 H	12540	P 205/55R16	89	H	400 A A
		2017-2019	N'PRIZ AH8	14194	205/55R16	91	H	560 A A
		2014-2018	CP671 H	12842	P 215/45R17	87	H	400 A A
		2014-2018	CP671	16960	P 225/40R18	88	V	400 A A

NEW
NEW
NEW
NEW

NEW

NEW

Technical Data can be changed without further notice.
 * Temp Tire

CONTINUED ON NEXT PAGE ...






ORIGINAL EQUIPMENT

Original Equipment 2019 Continued

NEW
NEW

NEW

NEW
NEW

Brand	Model	Model Year	Product	Product Code	Size	LI/SS	UTQG Wear
	Optima	2011-2014	CP671	11449	P 205/65R16	94 H	400 A A
		2016-2019	N'PRIZ AH8	13904	205/65R16	95 H	440 A A
		2011-2015	CP671	12259	P 215/55R17	93 V	400 A A
		2013-2015	CP662	12261	225/45R18	95 V	440 A A
	Sorento	2015-2019	N'PRIZ RH7	13423	235/60R18	103 H	440 A A
	Soul	2010-2013	CP662	11073	P 195/65R15	89 S	440 A A
		2011-2013	CP662	11074	P 205/55R16	89 H	440 A A
		2014-2018	CP671	13333	205/60R16	92 H	400 A A
		2014-2018	CP671 H	13320	215/55R17	94 V	400 A A
		2019	N'PRIZ AH8	15605	205/60R16	92 H	500 A A
		2019	N'PRIZ AH8	15606	215/55R17	94 V	500 A A
		2014-2018	CP671 H	13321	235/45R18	94 V	400 A A
	Soul EV	2015-2019	N'BLUE EV	15705	205/60R16	92 H	400 A A
		2019	N'PRIZ AH8	15606	215/55R17	94 V	500 A A
Sportage	2011-2013	CP671	11462	215/70R16	100 H	460 A A	
	2017-2019	N'PRIZ RH7	14179	225/55R18	98 H	540 A A	
	Outlander	2014-2019	N'PRIZ RH7	12817	P 225/55R18	97 H	440 A A
	Cayenne	2016-2017	N'FERA RU1	14308	255/55ZR18	109 Y	320 AA A
	Macan	2017-2018	N'FERA RU1	14969	235/55R19	101 Y	320 AA A
		2017-2018	N'FERA RU1	14942	255/50R19	103 Y	320 AA A
	1500	2018-2019	ROADIAN HTX RH5	15278	275/55R20	113 T	640 A A
	2500	2017-2019	ROADIAN AT PRO RA8	14760	LT 275/70R18	125/122 R	-
	3500	2014-2019	ROADIAN HTX RH5	13353	LT 235/80R17	120/117 R	-
		2014-2019	ROADIAN AT PRO RA8	13354	LT 235/80R17	120/117 R	-
		2017-2019	ROADIAN AT PRO RA8	14760	LT 275/70R18	125/122 R	-
	ProMaster	2015-2019	ROADIAN CT8 HL	13427	LT 225/75R16	115/112 R	-
		2017-2019	ROADIAN CT8 HL	15386	225/75R16C	121/120 R	-
	ProMaster City	2017-2019	N'PRIZ AH8	14369	215/55R16	97 H	440 A A
	Jetta	2018-2019	N'PRIZ AH8	15530	205/55R17	91 H	500 A A
	Passat	2019	N'FERA AU7	16314	215/60R16	95 T	560 A A
		2019	N'FERA AU7	16313	215/55R17	94 H	560 A A

Technical Data can be changed without further notice.
* Temp Tire

WE GOT YOU

 NEXEN TIRE

Rely only on high-grade car and truck tires offered on our virtual shelves.