



**NEXEN TIRE**

we got you



**2022**

**PRODUCT SHOWCASE**



# NEXEN

"As a company that has the ability to impress customers with the best quality, we will become something that you can have utmost pride in. We will emerge as the NEXEN TIRE that makes you elated with new products and breakthroughs in technology development. We will move forward to becoming a global leader, looking ahead to the next century. And beyond history, and beyond passion, in the name of trust, we will stand by you as you advance into the future."

*Travis Kang - CEO, Nexen Tire*

## NO RECALLS EVER

Best quality assurance in the business. Since 2000, Nexen Tire has produced over

**550,000,000**  
(OVER 1/2 BILLION)

tires with absolutely ZERO recalls.



# ALL PERFORMANCE IN ALL WEATHER

THE ALL NEW

## ROADIAN HTX2


HIGHWAY TERRAIN

LONG MILEAGE PERFORMANCE  
DESIGNED INTO EVERY FEATURE.



3PMSF  
Certified

3PMSF Certified is a severe winter certification to withstand heavy snow, ice, and tough terrain.

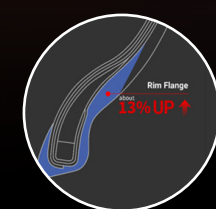


### HIGH-SPEED CONTROL

Cooling pins applied to shoulder of the tire to efficiently dissipate heat for increased durability under high speeds.

### INCREDIBLE DURABILITY

Nexen's proven bead design and construction consists of an optimized Profile Bead Filler and Stiffer Rim Flange for increased overall rigidity and tire durability.



New Roadian HTX2



Conventional



### REINFORCED SNOW TRACTION

Emerging 3D Sipes improve traction in snowy conditions. Changing Sipe technology as tire wears provides increased tread contact and overall handling characteristics.

### THEY LOOK AS GOOD AS THEY PERFORM.

The Roadian HTX2 is available in 2 Sidewall Design options to complement your vehicle and White Lettering in limited sizes.



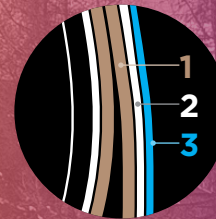


THE ALL NEW

# ROADIAN ATX

ALL TERRAIN

## PUSHING ALL-TERRAIN PERFORMANCE TO A NEW LEVEL



### REINFORCED 3-PLY CONSTRUCTION

Nexen's 3-ply sidewall produces an industry-best AT tire with longer life and increased durability that performs under heavier loads and higher pressures. The increased sidewall rigidity enhances stability while cornering under loads and heavy towing.

### ENHANCED DURABILITY AND PERFORMANCE

The sidewall design increases puncture resistance both on road and off. Durability is also improved thanks to an aggressive angled pattern.



### 3PMSF CERTIFIED\*

as a severe winter certification to withstand heavy snow, ice, and tough terrain.

\*Except flotation sizes.



### REINFORCED SNOW TRACTION

Emerging 3D sipes improve traction in snow, mud, and wet conditions. Nexen's changing sipe technology increases tread-to-road contact and overall handling characteristics as the tire wears.

### PICK THE SIDEWALL THAT FITS YOU BEST.

The Roadian ATX is available in two dynamic sidewall design options to compliment your vehicle and attitude. The dual sidewall design is more aggressive than the AT Pro predecessor without sacrificing a quiet ride.






THE ALL NEW

**N'FERA Sport R**

EXTREME ULTRA HIGH PERFORMANCE

**THE NEXT EVOLUTION IN  
EXTREME PERFORMANCE**

**THIS IS WHAT IT TAKES TO  
PERFORM AT A HIGHER LEVEL.**

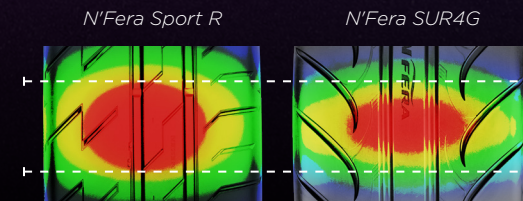


**FASTER ALL-AROUND  
PERFORMANCE**

Formulated for faster warmup with Fine Grade and High-Carbon Black composition and Higher Filler Loading.

**IMPROVED GRIP,  
GREATER CONTROL**

Larger contact area for increased surface grip. Up by 4%.



**THE LAPS DON'T LIE**

We took the N'Fera Sport R to where it matters most — the track — and tested it against the SUR4G. The results speak for themselves.

TEST SIZE 245/40R18

TEST CAR BMW 328i

TEST DRIVER BRYAN HEITKOTTER (US)

TEST LOCATION SCCA COURSE AT  
LINCOLN AIRPARK, NEBRASKA

LAP TIME:  
**0.86 SEC FASTER**  
THAN N'FERA SUR4G





**OFF-ROAD.  
TOWING CAPACITY.  
DURABILITY.**

**WE GOT YOU.**

**ROADIAN MTX**

MUD TERRAIN TIRE

**ON AND OFF THE TRAIL...  
WE GOT YOU.**

THE ROADIAN MTX FEATURES AN AGGRESSIVE DESIGN THAT IS VERSATILE FOR ON- AND EXTREME OFF-ROAD DRIVING. THE TIRE'S CONSTRUCTION IS DESIGNED TO MAXIMIZE LOAD AND TOWING CAPABILITIES WITHOUT SACRIFICING ANY OF THE RUGGED TRAITS OR ON-HIGHWAY DRIVING COMFORT ONE WOULD EXPECT FROM OUR ROADIAN LINE OF TIRES.



**3-PLY SIDEWALL PROTECTION ON ALL SIZES FOR INCREASED DURABILITY**



**DUAL SIDEWALL DESIGN FOR A CUSTOM LOOK**  
◀ BEAST | MACHINE ▶



**F-LOAD RATED FOR HEAVIER LOADS**  
SUPPORTING 80 PSI IN BOTH LT-METRIC AND FLOTATION APPLICATIONS



**45-DAY TRIAL OFFER**

**35** SIZES AVAILABLE

**36** MONTHS ROADSIDE ASSISTANCE

**15"-22"** RIM SIZE RANGE



**ULTRA HIGH PERFORMANCE**

**THE ALL NEW NFERA Sport R**



**EXTREME ULTRA HIGH PERFORMANCE**

The all new Nexen N'Fera Sport R has that same level of intensity designed deep into its DNA. Grip. Control. Cornering. Speed and Feedback... Amazing.

**SIZES AVAILABLE:** 13  
**SIZE RANGE:** 15" - 19"

**MILEAGE WARRANTY:** N/A  
**ROAD HAZARD:** N/A  
**ROADSIDE ASSISTANCE:** 36 months

**UTQG:** 200 A A  
**SPEED RATING:** W

**NFERA SU1**

**ULTRA HIGH PERFORMANCE SUMMER**

Perfect fit for sports car applications or for the driver who wants a little more performance out of their standard vehicle. Excels at braking and cornering performance.

**SIZES AVAILABLE:** 56  
**SIZE RANGE:** 16" - 24"

**MILEAGE WARRANTY:** 25,000 miles  
**ROAD HAZARD:** First 3/32" or 2 years  
**ROADSIDE ASSISTANCE:** 36 months  
**FREE TRIAL:** 45 days or 500 miles

**UTQG:** 300 AA A  
**SPEED RATING:** W & Y



**NFERA AU7**

**ULTRA HIGH PERFORMANCE ALL SEASON**

Designed for the discretionary driver of sports cars, luxury coupes, and performance sedans looking for superior traction in dry and wet conditions.

**OE FITMENT**  
VW

**SIZES AVAILABLE:** 47  
**SIZE RANGE:** 16" - 20"

**MILEAGE WARRANTY:** 50,000 miles  
**ROAD HAZARD:** First 3/32" or 2 years  
**ROADSIDE ASSISTANCE:** 36 months  
**FREE TRIAL:** 45 days or 500 miles

**UTQG:** 500 AA A/560 A A  
**SPEED RATING:** H, W & Y



**PASSENGER TOURING**

**NPriz AH8**

**GRAND TOURING ALL SEASON**

Designed for family sedans that depend on safety year-round. Ride confidently with excellent traction in dry, wet, and light snow conditions.

**OE FITMENT**  
HYUNDAI VW RAM KIA

**SIZES AVAILABLE:** 59  
**SIZE RANGE:** 14" - 19"

**MILEAGE WARRANTY:** 70,000 miles  
**ROAD HAZARD:** First 3/32" or 2 years  
**ROADSIDE ASSISTANCE:** 36 months  
**FREE TRIAL:** 45 days or 500 miles

**UTQG:** 440/500/560/600 A A  
**SPEED RATING:** T, H, V & W



**N5000 Platinum**

**GRAND TOURING ALL SEASON**

The upgraded Nexen N5000 Platinum combines the look of a performance tire with the comfortable, quiet ride of a passenger tire. Branded with the M+S symbol, this tire provides year-round traction, even in light snow.

**Exclusive For ATD**  
AMERICAN TIRE DISTRIBUTORS

**SIZES AVAILABLE:** 74  
**SIZE RANGE:** 16" - 20"

**MILEAGE WARRANTY:** 70K(H,V)/55K(W) miles  
**ROAD HAZARD:** First 3/32" or 2 years  
**ROADSIDE ASSISTANCE:** 36 months  
**FREE TRIAL:** 45 days or 500 miles

**UTQG:** 580 A A (W), 700 A A (H,V)  
**SPEED RATING:** H, V, & W



**Aria AH7**

**PREMIUM STANDARD TOURING ALL SEASON**

A long-lasting, premium all-season tire, which offers one of the longest mileage warranties in its class.

**SIZES AVAILABLE:** 25  
**SIZE RANGE:** 15" - 18"

**MILEAGE WARRANTY:** 80,000 miles  
**ROAD HAZARD:** First 3/32" or 2 years  
**ROADSIDE ASSISTANCE:** 36 months  
**FREE TRIAL:** 45 days or 500 miles

**UTQG:** 760 A A  
**SPEED RATING:** T & H



**NPriz AH5**


**STANDARD TOURING ALL SEASON**

The perfect tire for entry-level sedans and coupes. This tire offers a great balance of performance, handling, comfort, and wear life at a value price.

**SIZES AVAILABLE:** 45  
**SIZE RANGE:** 14" - 17"

**MILEAGE WARRANTY:** 50,000 miles  
**ROAD HAZARD:** First 3/32" or 2 years  
**ROADSIDE ASSISTANCE:** 36 months

**UTQG:** 460 A A  
**SPEED RATING:** S, T, H, & V



**CUV / SUV / LIGHT TRUCK**

**THE ALL NEW ROADIAN HTX2** HIGHWAY TERRAIN

This is the new Nexen Roadian HTX2, the result of a long-inspired journey to create a high-mileage SUV and Light Truck tire that also delivers outstanding all-weather driving performance.

**MILEAGE WARRANTY (P):** 70,000 miles  
**MILEAGE WARRANTY (LT):** 50,000 miles  
**ROAD HAZARD:** First 3/32" or 2 years  
**ROADSIDE ASSISTANCE:** 36 months  
**FREE TRIAL:** 45 days or 500 miles

**SIZES AVAILABLE:** 51  
**SIZE RANGE:** 16" - 22"

**UTQG:** 700 A A (P) Metric  
**SPEED RATING:** R, S, T, & H

**3 Peak Mountain Snowflake Certified**



**THE ALL NEW ROADIAN ATX** ALL TERRAIN


The new Roadian ATX features excellent construction and material advancements that grip wet or dry.

**MILEAGE WARRANTY (P):** 65,000 miles  
**MILEAGE WARRANTY (LT):** 60,000 miles  
**ROAD HAZARD:** First 3/32" or 2 years  
**ROADSIDE ASSISTANCE:** 36 months  
**FREE TRIAL:** 45 days or 500 miles

**SIZES AVAILABLE:** 63  
**SIZE RANGE:** 15" - 22"

**UTQG:** 600 A B (P) Metric  
**SPEED RATING:** S, T, & H

**3 Peak Mountain Snowflake Certified**



**ROADIAN HP**

**STREET SPORT TRUCK ALL SEASON**

A low-profile truck and SUV tire that delivers sporty performance on any road surface.

**SIZES AVAILABLE:** 22  
**SIZE RANGE:** 17" - 24"

**MILEAGE WARRANTY:** 40,000 miles  
**ROAD HAZARD:** First 3/32" or 2 years  
**ROADSIDE ASSISTANCE:** 36 months

**UTQG:** 460 A A  
**SPEED RATING:** H & V



**ROADIAN GTX**

**CUV/SUV TOURING**

Drivers can count on versatility and dependability of the New Roadian GTX, from cross-country road trips to trips to the store.

**OE FITMENT**  
HYUNDAI KIA MITSUBISHI MOTORS

**SIZES AVAILABLE:** 39  
**SIZE RANGE:** 17" - 22"

**MILEAGE WARRANTY:** 70,000 miles  
**ROAD HAZARD:** First 3/32" or 2 years  
**ROADSIDE ASSISTANCE:** 36 months  
**FREE TRIAL:** 45 days or 500 miles

**UTQG:** 600/680 A A  
**SPEED RATING:** T, H, V & W



**ROADIAN HTX RH5**

**HIGHWAY TERRAIN**

This highway-inspired truck tire offers exceptional wear and load-carrying features. Trusted Original Equipment on the Ram 1500 and 3500.

**OE FITMENT**  
RAM

**SIZES AVAILABLE:** 48  
**SIZE RANGE:** 15" - 22"

**MILEAGE WARRANTY (P):** 65,000 miles  
**MILEAGE WARRANTY (LT):** 40,000 miles  
**ROAD HAZARD:** First 3/32" or 2 years  
**ROADSIDE ASSISTANCE:** 36 months  
**FREE TRIAL:** 45 days or 500 miles

**UTQG:** 640 A A (P) Metric  
**SPEED RATING:** Q, R, S, T, H & V



**ROADIAN AT PRO RAS**

**ALL TERRAIN**

An aggressive tread pattern that conquers any terrain thrown its way.

**OE FITMENT**  
RAM

**3 Peak Mountain Snowflake Certified**

**SIZES AVAILABLE:** 57  
**SIZE RANGE:** 15" - 22"

**MILEAGE WARRANTY (P):** 50,000 miles  
**MILEAGE WARRANTY (LT):** 40,000 miles  
**ROAD HAZARD:** First 3/32" or 2 years  
**ROADSIDE ASSISTANCE:** 36 months  
**FREE TRIAL:** 45 days or 500 miles

**UTQG:** 560 A B (P) Metric  
**SPEED RATING:** R, S, T & H



**ROADIAN MTX**

**MUD TERRAIN**

The Roadian MTX features an aggressive design that is extremely versatile for on- and off-road driving. Each tire boasts a dual sidewall design that allows you to customize the look of the tire on your vehicle.

**SIZES AVAILABLE:** 35  
**SIZE RANGE:** 15" - 22"

**MILEAGE WARRANTY:** N/A  
**ROAD HAZARD:** N/A  
**ROADSIDE ASSISTANCE:** 36 months  
**FREE TRIAL:** 45 days or 500 miles

**SPEED RATING:** Q



**ROADIAN CT8 HL**

**COMMERCIAL VAN/LT**

A tire constructed to deliver heavy-duty performance for commercial vehicles.

**OE FITMENT**  
RAM

**SIZES AVAILABLE:** 14  
**SIZE RANGE:** 15" - 18"

**MILEAGE WARRANTY:** N/A  
**ROAD HAZARD:** N/A  
**ROADSIDE ASSISTANCE:** 36 months  
**FREE TRIAL:** 45 days or 500 miles

**SPEED RATING:** R, S & T





THE ALL NEW

**N'FERA Sport R**

**TOTAL  
COVERAGE  
WARRANTY**  
NEXEN TIRE

**EXTREME ULTRA HIGH PERFORMANCE**

The all new Nexen N'Fera Sport R has that same level of intensity designed deep into its DNA. Grip. Control. Cornering. Speed and Feedback... Amazing. The N'Fera Sport R lets you ring out every last cubic inch of your cars capability with the confidence to enter that corner just a little bit later... and exit a lot more happy.



TREAD WEAR WARRANTY  
N/A



ROAD HAZARD WARRANTY  
N/A



ROADSIDE ASSISTANCE  
36 MONTHS

| Product | P/ LT | Size      | XL | LI  | SR | PLY | Max Air (psi) | Max Load (lbs) |   | Rim       |           | Section Width (inch) | Overall Diameter (inch) | Tread Depth (/32") | UTQG       |       |       | Sidewall |
|---------|-------|-----------|----|-----|----|-----|---------------|----------------|---|-----------|-----------|----------------------|-------------------------|--------------------|------------|-------|-------|----------|
|         |       |           |    |     |    |     |               | S              | D | Measuring | Approved  |                      |                         |                    | Tread-wear | Trac. | Temp. |          |
| 10224   |       | 205/50R15 | XL | 89  | W  | 4   | 50            | 1,279          | - | 6.5       | 5.5-7.5   | 8.2                  | 23.1                    | 7.5                | 200        | A     | A     | Black    |
| 10251   |       | 225/45R15 |    | 87  | W  | 4   | 51            | 1,201          | - | 7.5       | 7.0-8.5   | 8.9                  | 23.0                    | 7.5                | 200        | A     | A     | Black    |
| * 10223 |       | 245/40R15 |    | 88  | W  | 4   | 51            | 1,235          | - | 8.5       | 8.0-9.5   | 9.8                  | 22.7                    | 7.5                | 200        | A     | A     | Black    |
| 10211   |       | 225/45R17 | XL | 94  | W  | 4   | 50            | 1,477          | - | 7.5       | 7.0-8.5   | 8.9                  | 25.0                    | 7.5                | 200        | A     | A     | Black    |
| 10227   |       | 245/40R17 | XL | 95  | W  | 4   | 50            | 1,521          | - | 8.5       | 8.0-9.5   | 9.8                  | 24.7                    | 7.5                | 200        | A     | A     | Black    |
| 10210   |       | 255/40R17 | XL | 98  | W  | 4   | 50            | 1,653          | - | 9.0       | 8.5-10.0  | 10.2                 | 25.0                    | 7.5                | 200        | A     | A     | Black    |
| 18120   |       | 245/40R18 |    | 93  | W  | 4   | 51            | 1,433          | - | 8.5       | 8.0-9.5   | 9.8                  | 25.7                    | 7.5                | 200        | A     | A     | Black    |
| * 10244 |       | 255/35R18 | XL | 94  | W  | 4   | 50            | 1,477          | - | 9.0       | 8.5-10.0  | 10.2                 | 25.0                    | 7.5                | 200        | A     | A     | Black    |
| * 10213 |       | 265/35R18 | XL | 97  | W  | 4   | 50            | 1,609          | - | 9.5       | 9.0-10.5  | 10.7                 | 25.3                    | 7.5                | 200        | A     | A     | Black    |
| * 10203 |       | 275/35R18 |    | 95  | W  | 4   | 51            | 1,521          | - | 9.5       | 9.0-11.0  | 10.9                 | 25.6                    | 7.5                | 200        | A     | A     | Black    |
| 10212   |       | 295/40R18 |    | 103 | W  | 4   | 51            | 1,929          | - | 10.5      | 10.0-11.5 | 11.9                 | 27.3                    | 7.5                | 200        | A     | A     | Black    |
| * 10199 |       | 315/30R18 |    | 98  | W  | 4   | 51            | 1,653          | - | 11.0      | 10.5-11.5 | 12.6                 | 25.5                    | 7.5                | 200        | A     | A     | Black    |
| 10225   |       | 305/30R19 | XL | 102 | W  | 4   | 50            | 1,874          | - | 11.0      | 10.5-11.5 | 12.3                 | 26.3                    | 7.5                | 200        | A     | A     | Black    |

Technical data can be changed without further notice.  
\* Available at 2022.2Q

**PERFORMANCE RATINGS**



BRAKING  
10



COMFORT  
5



FUEL EFFICIENCY  
5



HANDLING  
10



WEAR LIFE  
4

**N'FERA SU1**

**TOTAL  
COVERAGE  
WARRANTY**  
NEXEN TIRE

**EXTREME ULTRA HIGH PERFORMANCE**

The N'Fera SU1 has three main grooves and a semi-groove to maximize wet driving performance and enhance handling. The dry grip technology boosts handling and braking performance, while an optimum surface split siping design improves wet/dry traction performance. An equally balanced design and enhanced block rigidity disperse stress evenly during high-speed cornering, boosting cornering and steering stability.



TREAD WEAR WARRANTY  
25,000 MILES



ROAD HAZARD WARRANTY  
FIRST 3/32" OR 2 YEARS



ROADSIDE ASSISTANCE  
36 MONTHS



FREE TRIAL  
45 DAYS OR 500 MILES

| Product Code | P/ LT | Size      | XL | LI  | SR | PLY | Max Air (psi) | Max Load (lbs) |   | Rim       |          | Section Width (inch) | Overall Diameter (inch) | Tread Depth (/32") | UTQG       |       |       | Sidewall |
|--------------|-------|-----------|----|-----|----|-----|---------------|----------------|---|-----------|----------|----------------------|-------------------------|--------------------|------------|-------|-------|----------|
|              |       |           |    |     |    |     |               | S              | D | Measuring | Approved |                      |                         |                    | Tread-wear | Trac. | Temp. |          |
| 13416        |       | 195/45R16 | XL | 84  | W  | 4   | 50            | 1,102          | - | 6.5       | 6.0-7.5  | 7.7                  | 22.9                    | 9.5                | 300        | AA    | A     | Black    |
| 12729        |       | 205/40R16 |    | 79  | W  | 4   | 51            | 963            | - | 7.5       | 7.0-8.0  | 8.3                  | 22.5                    | 9.5                | 300        | AA    | A     | Black    |
| 12346        |       | 205/40R17 | XL | 84  | W  | 4   | 50            | 1,102          | - | 7.5       | 7.0-8.0  | 8.3                  | 23.5                    | 9.5                | 300        | AA    | A     | Black    |
| 12349        |       | 215/40R17 | XL | 87  | W  | 4   | 50            | 1,201          | - | 7.5       | 7.0-8.5  | 8.6                  | 23.8                    | 9.5                | 300        | AA    | A     | Black    |
| 12351        |       | 215/45R17 | XL | 91  | W  | 4   | 50            | 1,356          | - | 7.0       | 7.0-8.0  | 8.4                  | 24.6                    | 9.5                | 300        | AA    | A     | Black    |
| 12300        |       | 225/45R17 | XL | 94  | Y  | 4   | 50            | 1,477          | - | 7.5       | 7.0-8.5  | 8.9                  | 25.0                    | 9.5                | 300        | AA    | A     | Black    |
| 12311        |       | 235/45R17 | XL | 97  | W  | 4   | 50            | 1,609          | - | 8.0       | 7.5-9.0  | 9.3                  | 25.4                    | 9.5                | 300        | AA    | A     | Black    |
| 12722        |       | 245/40R17 | XL | 95  | W  | 4   | 50            | 1,521          | - | 8.5       | 8.0-9.5  | 9.8                  | 24.7                    | 9.5                | 300        | AA    | A     | Black    |
| 12731        |       | 255/40R17 |    | 94  | W  | 4   | 51            | 1,477          | - | 9.0       | 8.5-10.0 | 10.2                 | 25.0                    | 9.5                | 300        | AA    | A     | Black    |
| 14112        |       | 275/40R17 |    | 98  | W  | 4   | 51            | 1,653          | - | 9.5       | 9.0-11.0 | 10.9                 | 25.7                    | 9.5                | 300        | AA    | A     | Black    |
| 12348        |       | 215/35R18 | XL | 84  | Y  | 4   | 50            | 1,102          | - | 7.5       | 7.0-8.5  | 8.6                  | 23.9                    | 9.5                | 300        | AA    | A     | Black    |
| 12350        |       | 215/40R18 | XL | 89  | Y  | 4   | 50            | 1,279          | - | 7.5       | 7.0-8.5  | 8.6                  | 24.8                    | 9.5                | 300        | AA    | A     | Black    |
| 11782        |       | 225/40R18 | XL | 92  | Y  | 4   | 50            | 1,389          | - | 8.0       | 7.5-9.0  | 9.1                  | 25.1                    | 9.5                | 300        | AA    | A     | Black    |
| 12332        |       | 225/45R18 | XL | 95  | Y  | 4   | 50            | 1,521          | - | 7.5       | 7.0-8.5  | 8.9                  | 25.9                    | 9.5                | 300        | AA    | A     | Black    |
| 12302        |       | 235/40R18 | XL | 95  | Y  | 4   | 50            | 1,521          | - | 8.5       | 8.0-9.5  | 9.5                  | 25.4                    | 9.5                | 300        | AA    | A     | Black    |
| 12345        |       | 245/35R18 | XL | 92  | Y  | 4   | 50            | 1,389          | - | 8.5       | 8.0-9.5  | 9.8                  | 24.8                    | 9.5                | 300        | AA    | A     | Black    |
| 12312        |       | 245/40R18 | XL | 97  | Y  | 4   | 50            | 1,609          | - | 8.5       | 8.0-9.5  | 9.8                  | 25.7                    | 9.5                | 300        | AA    | A     | Black    |
| 12726        |       | 245/45R18 | XL | 100 | Y  | 4   | 50            | 1,764          | - | 8.0       | 7.5-9.0  | 9.6                  | 26.7                    | 9.5                | 300        | AA    | A     | Black    |

CONTINUED ON NEXT PAGE...

**PERFORMANCE RATINGS**



BRAKING  
10



COMFORT  
9



FUEL EFFICIENCY  
7



HANDLING  
10



WEAR LIFE  
7





CONTINUED FROM PREVIOUS PAGE

| Product Code | P/ LT | Size      | XL | LI  | SR | PLY | Max Air (psi) | Max Load (lbs) |   | Rim       |           | Section Width (inch) | Overall Diameter (inch) | Tread Depth (/32") | UTQG       |       |       | Sidewall |
|--------------|-------|-----------|----|-----|----|-----|---------------|----------------|---|-----------|-----------|----------------------|-------------------------|--------------------|------------|-------|-------|----------|
|              |       |           |    |     |    |     |               | S              | D | Measuring | Approved  |                      |                         |                    | Tread-wear | Trac. | Temp. |          |
| 12347        |       | 255/35R18 | XL | 94  | Y  | 4   | 50            | 1,477          | - | 9.0       | 8.5-10.0  | 10.2                 | 25.0                    | 9.5                | 300        | AA    | A     | Black    |
| 12592        |       | 255/40R18 | XL | 99  | Y  | 4   | 50            | 1,709          | - | 9.0       | 8.5-10.0  | 10.2                 | 26.0                    | 9.5                | 300        | AA    | A     | Black    |
| 12734        |       | 255/45R18 | XL | 103 | Y  | 4   | 50            | 1,929          | - | 8.5       | 8.0-9.5   | 10.0                 | 27.0                    | 9.5                | 300        | AA    | A     | Black    |
| 13516        |       | 265/35R18 | XL | 97  | Y  | 4   | 50            | 1,609          | - | 9.5       | 9.0-10.5  | 10.7                 | 25.3                    | 9.5                | 300        | AA    | A     | Black    |
| 13517        |       | 275/35R18 | XL | 99  | W  | 4   | 50            | 1,709          | - | 9.5       | 9.0-11.0  | 10.9                 | 25.6                    | 9.5                | 300        | AA    | A     | Black    |
| 12331        |       | 225/35R19 | XL | 88  | Y  | 4   | 50            | 1,235          | - | 8.0       | 7.5-9.0   | 9.1                  | 25.2                    | 9.5                | 300        | AA    | A     | Black    |
| 14121        |       | 225/40R19 | XL | 93  | Y  | 4   | 50            | 1,433          | - | 8.0       | 7.5-9.0   | 9.1                  | 26.1                    | 9.5                | 300        | AA    | A     | Black    |
| 14099        |       | 225/45R19 | XL | 96  | W  | 4   | 50            | 1,565          | - | 7.5       | 7.0-8.5   | 8.9                  | 27.0                    | 9.5                | 300        | AA    | A     | Black    |
| 12315        |       | 235/35R19 | XL | 91  | Y  | 4   | 50            | 1,356          | - | 8.5       | 8.0-9.5   | 9.5                  | 25.5                    | 9.5                | 300        | AA    | A     | Black    |
| 13514        |       | 245/35R19 | XL | 93  | Y  | 4   | 50            | 1,433          | - | 8.5       | 8.0-9.5   | 9.8                  | 25.8                    | 9.5                | 300        | AA    | A     | Black    |
| 12723        |       | 245/40R19 | XL | 98  | Y  | 4   | 50            | 1,653          | - | 8.5       | 8.0-9.5   | 9.8                  | 26.7                    | 9.5                | 300        | AA    | A     | Black    |
| 12584        |       | 245/45R19 | XL | 102 | Y  | 4   | 50            | 1,874          | - | 8.0       | 7.5-9.0   | 9.6                  | 27.7                    | 9.5                | 300        | AA    | A     | Black    |
| 14108        |       | 255/30R19 | XL | 91  | Y  | 4   | 50            | 1,356          | - | 9.0       | 8.5-9.5   | 10.2                 | 25.1                    | 9.5                | 300        | AA    | A     | Black    |
| 12338        |       | 255/35R19 | XL | 96  | W  | 4   | 50            | 1,565          | - | 9.0       | 8.5-10.0  | 10.2                 | 26.0                    | 9.5                | 300        | AA    | A     | Black    |
| 13519        |       | 255/40R19 | XL | 100 | Y  | 4   | 50            | 1,764          | - | 9.0       | 8.5-10.0  | 10.2                 | 27.0                    | 9.5                | 300        | AA    | A     | Black    |
| 13524        |       | 255/45R19 | XL | 104 | Y  | 4   | 50            | 1,984          | - | 8.5       | 8.0-9.5   | 10.0                 | 28.1                    | 9.5                | 300        | AA    | A     | Black    |
| 13512        |       | 265/30R19 | XL | 93  | Y  | 4   | 50            | 1,433          | - | 9.5       | 9.0-10.0  | 10.7                 | 25.3                    | 9.5                | 300        | AA    | A     | Black    |
| 12717        |       | 275/30R19 | XL | 96  | Y  | 4   | 50            | 1,565          | - | 9.5       | 9.0-10.0  | 10.9                 | 25.6                    | 9.5                | 300        | AA    | A     | Black    |
| 13518        |       | 275/35R19 | XL | 100 | Y  | 4   | 50            | 1,764          | - | 9.5       | 9.0-11.0  | 10.9                 | 26.6                    | 9.5                | 300        | AA    | A     | Black    |
| 13520        |       | 275/40R19 | XL | 105 | Y  | 4   | 50            | 2,039          | - | 9.5       | 9.0-11.0  | 10.9                 | 27.7                    | 9.5                | 300        | AA    | A     | Black    |
| 14639        |       | 225/30R20 | XL | 85  | Y  | 4   | 50            | 1,135          | - | 8.0       | 8.0       | 9.1                  | 25.4                    | 9.0                | 300        | AA    | A     | Black    |
| 14101        |       | 225/35R20 | XL | 90  | Y  | 4   | 50            | 1,323          | - | 8.0       | 7.5-9.0   | 9.1                  | 26.2                    | 9.5                | 300        | AA    | A     | Black    |
| 14758        |       | 235/30R20 | XL | 88  | Y  | 4   | 50            | 1,235          | - | 8.5       | 8.5       | 9.5                  | 25.6                    | 10.0               | 300        | AA    | A     | Black    |
| 13511        |       | 245/30R20 | XL | 90  | Y  | 4   | 50            | 1,323          | - | 8.5       | 8.0-8.5   | 9.8                  | 25.8                    | 9.5                | 300        | AA    | A     | Black    |
| 13515        |       | 245/35R20 | XL | 95  | Y  | 4   | 50            | 1,521          | - | 8.5       | 8.0-9.5   | 9.8                  | 26.8                    | 9.5                | 300        | AA    | A     | Black    |
| 14106        |       | 245/40R20 | XL | 99  | Y  | 4   | 50            | 1,709          | - | 8.5       | 8.0-9.5   | 9.8                  | 27.7                    | 9.5                | 300        | AA    | A     | Black    |
| 15090        |       | 245/45R20 | XL | 103 | Y  | 4   | 50            | 1,929          | - | 8.0       | 7.5-9.0   | 9.6                  | 28.7                    | 9.0                | 300        | AA    | A     | Black    |
| 14110        |       | 255/35R20 | XL | 97  | Y  | 4   | 50            | 1,609          | - | 9.0       | 8.5-10.0  | 10.2                 | 27.0                    | 9.5                | 300        | AA    | A     | Black    |
| 12716        |       | 275/30R20 | XL | 97  | Y  | 4   | 50            | 1,609          | - | 9.5       | 9.0-10.0  | 10.9                 | 26.5                    | 9.5                | 300        | AA    | A     | Black    |
| 14113        |       | 275/35R20 | XL | 102 | Y  | 4   | 50            | 1,874          | - | 9.5       | 9.0-11.0  | 10.9                 | 27.6                    | 9.5                | 300        | AA    | A     | Black    |
| 13513        |       | 285/30R20 | XL | 99  | Y  | 4   | 50            | 1,709          | - | 10.0      | 9.5-10.5  | 11.4                 | 26.8                    | 9.5                | 300        | AA    | A     | Black    |
| 14757        |       | 235/30R22 | XL | 90  | Y  | 4   | 50            | 1,323          | - | 8.5       | 8.5       | 9.5                  | 27.6                    | 10.0               | 300        | AA    | A     | Black    |
| 14647        |       | 245/30R22 | XL | 92  | Y  | 4   | 50            | 1,389          | - | 8.5       | 8.0-8.5   | 9.8                  | 27.8                    | 9.0                | 300        | AA    | A     | Black    |
| 14648        |       | 265/30R22 | XL | 97  | Y  | 4   | 50            | 1,609          | - | 9.5       | 9.0-10.0  | 10.7                 | 28.3                    | 9.0                | 300        | AA    | A     | Black    |
| 14646        |       | 295/25R22 | XL | 97  | Y  | 4   | 50            | 1,609          | - | 10.5      | 10.0-11.0 | 11.9                 | 27.8                    | 9.0                | 300        | AA    | A     | Black    |
| 14756        |       | 255/30R24 | XL | 97  | Y  | 4   | 50            | 1,609          | - | 9.0       | 8.5-9.5   | 10.2                 | 30.1                    | 10.0               | 300        | AA    | A     | Black    |
| 14754        |       | 275/25R24 | XL | 96  | Y  | 4   | 50            | 1,565          | - | 10.0      | 10.0-10.5 | 11.1                 | 29.4                    | 10.0               | 300        | AA    | A     | Black    |
| 14755        |       | 275/30R24 | XL | 101 | Y  | 4   | 50            | 1,819          | - | 9.5       | 9.0-10.0  | 10.9                 | 30.6                    | 10.0               | 300        | AA    | A     | Black    |

Technical data can be changed without further notice.



ULTRA HIGH PERFORMANCE ALL SEASON

The N'Fera AU7 is designed for the discretionary driver of sports cars, luxury coupes, and performance sedans looking for superior traction in dry and wet conditions. The N'Fera AU7 stands out against the competition, especially in wet conditions.

**TREAD WEAR WARRANTY**  
50,000 MILES

**ROAD HAZARD WARRANTY**  
FIRST 3/32" OR 2 YEARS

**ROADSIDE ASSISTANCE**  
36 MONTHS

**FREE TRIAL**  
45 DAYS OR 500 MILES

OE FITMENT ON

| Product Code     | P/ LT | Size      | XL | LI | SR | PLY | Max Air (psi) | Max Load (lbs) |       | Rim       |          | Section Width (inch) | Overall Diameter (inch) | Tread Depth (/32") | UTQG       |       |       | Sidewall | OE    |    |
|------------------|-------|-----------|----|----|----|-----|---------------|----------------|-------|-----------|----------|----------------------|-------------------------|--------------------|------------|-------|-------|----------|-------|----|
|                  |       |           |    |    |    |     |               | S              | D     | Measuring | Approved |                      |                         |                    | Tread-wear | Trac. | Temp. |          |       |    |
| 14208            |       | 205/55R16 |    |    | 91 | W   | 4             | 51             | 1,356 | -         | 6.5      | 5.5-7.5              | 8.4                     | 24.9               | 9.0        | 500   | AA    | A        | Black |    |
| <b>NEW</b> 16643 |       | 205/60R16 |    |    | 92 | H   | 4             | 51             | 1,389 |           | 6.5      | 5.5-7.5              | 8.5                     | 25.9               | 9.0        | 500   | A     | A        | Black | VW |
| 15625            |       | 205/45R17 |    |    | 84 | W   | 4             | 51             | 1,102 | -         | 7.0      | 6.5-7.5              | 8.1                     | 24.3               | 9.0        | 500   | AA    | A        | Black |    |
| 14404            |       | 205/50R17 | XL |    | 93 | W   | 4             | 50             | 1,433 | -         | 6.5      | 5.5-7.5              | 8.4                     | 25.1               | 9.0        | 500   | AA    | A        | Black |    |
| <b>NEW</b> 16694 |       | 205/55R17 |    |    | 91 | H   | 4             | 51             | 1,356 |           | 7.0      | 5.5-7.5              | 8.7                     | 26.1               | 9.0        | 500   | A     | A        | Black | VW |
| 14403            |       | 215/45R17 | XL |    | 91 | W   | 4             | 50             | 1,356 | -         | 7.0      | 7.0-8.0              | 8.4                     | 24.6               | 9.0        | 500   | AA    | A        | Black |    |
| 15227            |       | 215/50R17 | XL |    | 95 | W   | 4             | 50             | 1,521 | -         | 7.0      | 6.0-7.5              | 8.9                     | 25.5               | 9.0        | 500   | AA    | A        | Black |    |
| 14401            |       | 215/55R17 |    |    | 94 | W   | 4             | 51             | 1,477 | -         | 7.0      | 6.0-7.5              | 8.9                     | 26.3               | 9.0        | 500   | AA    | A        | Black |    |
| 16313            |       | 215/55R17 |    |    | 94 | H   | 4             | 51             | 1,477 | -         | 7.0      | 6.0-7.5              | 8.9                     | 26.3               | 9.0        | 560   | A     | A        | Black | VW |
| 15113            |       | 225/45R17 | XL |    | 94 | W   | 4             | 50             | 1,477 | -         | 7.5      | 7.0-8.5              | 8.9                     | 25.0               | 9.0        | 500   | AA    | A        | Black |    |
| 14400            |       | 225/50R17 | XL |    | 98 | W   | 4             | 50             | 1,653 | -         | 7.0      | 6.0-8.0              | 9.2                     | 25.9               | 9.0        | 500   | AA    | A        | Black |    |
| 14402            |       | 225/55R17 |    |    | 97 | W   | 4             | 51             | 1,609 | -         | 7.0      | 6.0-8.0              | 9.2                     | 26.8               | 9.0        | 500   | AA    | A        | Black |    |
| 15228            |       | 235/45R17 | XL |    | 97 | W   | 4             | 50             | 1,609 | -         | 8.0      | 7.5-9.0              | 9.3                     | 25.4               | 9.0        | 500   | AA    | A        | Black |    |
| 15626            |       | 235/55R17 |    |    | 99 | W   | 4             | 51             | 1,709 | -         | 7.5      | 6.5-8.5              | 9.6                     | 27.2               | 9.0        | 500   | AA    | A        | Black |    |
| 14419            |       | 245/40R17 |    |    | 91 | W   | 4             | 51             | 1,356 | -         | 8.5      | 8.0-9.5              | 9.8                     | 24.7               | 9.0        | 500   | AA    | A        | Black |    |
| 15229            |       | 245/45R17 | XL |    | 99 | W   | 4             | 50             | 1,709 | -         | 8.0      | 7.5-9.0              | 9.6                     | 25.7               | 9.0        | 500   | AA    | A        | Black |    |
| 15627            |       | 215/40R18 |    |    | 85 | W   | 4             | 51             | 1,135 | -         | 7.5      | 7.0-8.5              | 8.6                     | 24.8               | 9.0        | 500   | AA    | A        | Black |    |
| 14416            |       | 215/45R18 |    |    | 89 | W   | 4             | 51             | 1,279 | -         | 7.0      | 7.0-8.0              | 8.4                     | 25.6               | 9.0        | 500   | AA    | A        | Black |    |
| 14422            |       | 225/40R18 | XL |    | 92 | W   | 4             | 50             | 1,389 | -         | 8.0      | 7.5-9.0              | 9.1                     | 25.1               | 9.0        | 500   | AA    | A        | Black |    |
| 14412            |       | 225/45R18 | XL |    | 95 | Y   | 4             | 50             | 1,521 | -         | 7.5      | 7.0-8.5              | 8.9                     | 25.9               | 9.0        | 500   | AA    | A        | Black |    |

CONTINUED ON NEXT PAGE...

PERFORMANCE RATINGS

BRAKING  
**10**

COMFORT  
**9**

FUEL EFFICIENCY  
**8**

HANDLING  
**9**

WEAR LIFE  
**8**





CONTINUED FROM PREVIOUS PAGE

| Product Code | P/ LT | Size      | XL | LI  | SR | PLY | Max Air (psi) | Max Load (lbs) |   | Rim       |          | Section Width (inch) | Overall Diameter (inch) | Tread Depth (/32") | UTQG       |       |       | Sidewall | OE |
|--------------|-------|-----------|----|-----|----|-----|---------------|----------------|---|-----------|----------|----------------------|-------------------------|--------------------|------------|-------|-------|----------|----|
|              |       |           |    |     |    |     |               | S              | D | Measuring | Approved |                      |                         |                    | Tread-wear | Trac. | Temp. |          |    |
| 14406        |       | 225/50R18 | XL | 99  | W  | 4   | 50            | 1,709          | - | 7.0       | 6.0-8.0  | 9.2                  | 26.9                    | 9.0                | 500        | AA    | A     | Black    |    |
| 15231        |       | 235/40R18 | XL | 95  | W  | 4   | 50            | 1,521          | - | 8.5       | 8.0-9.5  | 9.5                  | 25.4                    | 9.0                | 500        | AA    | A     | Black    |    |
| 15230        |       | 235/45R18 | XL | 98  | W  | 4   | 50            | 1,653          | - | 8.0       | 7.5-9.0  | 9.3                  | 26.3                    | 9.0                | 500        | AA    | A     | Black    |    |
| 15114        |       | 235/50R18 |    | 97  | W  | 4   | 51            | 1,609          | - | 7.5       | 6.5-8.5  | 9.6                  | 27.3                    | 9.0                | 500        | AA    | A     | Black    |    |
| 14411        |       | 245/40R18 | XL | 97  | W  | 4   | 50            | 1,609          | - | 8.5       | 8.0-9.5  | 9.8                  | 25.7                    | 9.0                | 500        | AA    | A     | Black    |    |
| 14410        |       | 245/45R18 | XL | 100 | W  | 4   | 50            | 1,764          | - | 8.0       | 7.5-9.0  | 9.6                  | 26.7                    | 9.0                | 500        | AA    | A     | Black    |    |
| 15628        |       | 245/50R18 |    | 100 | W  | 4   | 51            | 1,764          | - | 7.5       | 7.0-8.5  | 10.0                 | 27.7                    | 9.0                | 500        | AA    | A     | Black    |    |
| 15232        |       | 255/35R18 | XL | 94  | W  | 4   | 50            | 1,477          | - | 9.0       | 8.5-10.0 | 10.2                 | 25.0                    | 9.0                | 500        | AA    | A     | Black    |    |
| 14421        |       | 255/40R18 |    | 95  | Y  | 4   | 51            | 1,521          | - | 9.0       | 8.5-10.0 | 10.2                 | 26.0                    | 9.0                | 500        | AA    | A     | Black    |    |
| 14414        |       | 255/45R18 |    | 99  | W  | 4   | 51            | 1,709          | - | 8.5       | 8.0-9.5  | 10.0                 | 27.0                    | 9.0                | 500        | AA    | A     | Black    |    |
| 15636        |       | 275/35R18 |    | 95  | Y  | 4   | 51            | 1,521          | - | 9.5       | 9.0-11.0 | 10.9                 | 25.6                    | 9.0                | 500        | AA    | A     | Black    |    |
| 14418        |       | 225/45R19 | XL | 96  | W  | 4   | 50            | 1,565          | - | 7.5       | 7.0-8.5  | 8.9                  | 27.0                    | 9.0                | 500        | AA    | A     | Black    |    |
| 15234        |       | 235/40R19 | XL | 96  | W  | 4   | 50            | 1,565          | - | 8.5       | 8.0-9.5  | 9.5                  | 26.4                    | 9.0                | 500        | AA    | A     | Black    |    |
| 15629        |       | 235/45R19 |    | 95  | W  | 4   | 51            | 1,521          | - | 8.0       | 7.5-9.0  | 9.3                  | 27.4                    | 9.0                | 500        | AA    | A     | Black    |    |
| 14420        |       | 245/40R19 | XL | 98  | Y  | 4   | 50            | 1,653          | - | 8.5       | 8.0-9.5  | 9.8                  | 26.7                    | 9.0                | 500        | AA    | A     | Black    |    |
| 14415        |       | 245/45R19 | XL | 102 | W  | 4   | 50            | 1,874          | - | 8.0       | 7.5-9.0  | 9.6                  | 27.7                    | 9.0                | 500        | AA    | A     | Black    |    |
| 15630        |       | 255/35R19 | XL | 96  | Y  | 4   | 50            | 1,565          | - | 9.0       | 8.5-10.0 | 10.2                 | 26.0                    | 9.0                | 500        | AA    | A     | Black    |    |
| 14423        |       | 255/40R19 | XL | 100 | Y  | 4   | 50            | 1,764          | - | 9.0       | 8.5-10.0 | 10.2                 | 27.0                    | 9.0                | 500        | AA    | A     | Black    |    |
| 15233        |       | 255/45R19 |    | 100 | W  | 4   | 51            | 1,764          | - | 8.5       | 8.0-9.5  | 10.0                 | 28.1                    | 9.0                | 500        | AA    | A     | Black    |    |
| 15631        |       | 275/35R19 |    | 96  | Y  | 4   | 51            | 1,565          | - | 9.5       | 9.0-11.0 | 10.9                 | 26.6                    | 9.0                | 500        | AA    | A     | Black    |    |
| 15633        |       | 275/40R19 |    | 101 | Y  | 4   | 51            | 1,819          | - | 9.5       | 9.0-11.0 | 10.9                 | 27.7                    | 9.0                | 500        | AA    | A     | Black    |    |
| 15637        |       | 225/35R20 | XL | 90  | W  | 4   | 50            | 1,323          | - | 8.0       | 7.5-9.0  | 9.1                  | 26.2                    | 9.0                | 500        | AA    | A     | Black    |    |
| 15638        |       | 245/35R20 | XL | 95  | Y  | 4   | 50            | 1,521          | - | 8.5       | 8.0-9.5  | 9.8                  | 26.8                    | 9.0                | 500        | AA    | A     | Black    |    |
| 15624        |       | 245/40R20 | XL | 99  | Y  | 4   | 50            | 1,709          | - | 8.5       | 8.0-9.5  | 9.8                  | 27.7                    | 9.0                | 500        | AA    | A     | Black    |    |
| 14413        |       | 245/45R20 | XL | 103 | W  | 4   | 50            | 1,929          | - | 8.0       | 7.5-9.0  | 9.6                  | 28.7                    | 9.0                | 500        | AA    | A     | Black    |    |
| 15634        |       | 255/35R20 | XL | 97  | Y  | 4   | 50            | 1,609          | - | 9.0       | 8.5-10.0 | 10.2                 | 27.0                    | 9.0                | 500        | AA    | A     | Black    |    |
| 15635        |       | 275/35R20 | XL | 102 | Y  | 4   | 50            | 1,874          | - | 9.5       | 9.0-11.0 | 10.9                 | 27.6                    | 9.0                | 500        | AA    | A     | Black    |    |

Technical data can be changed without further notice. For more detailed OE application information, please refer to "Original Equipment 2022" page.

# N5000 Platinum

TOTAL  
COVERAGE  
WARRANTY  
NEXEN TIRE



## GRAND TOURING ALL SEASON

Enjoy a smooth ride, all year long. The upgraded Nexen N5000 Platinum combines the look of a performance tire with the comfortable, quiet ride of a passenger tire. Branded with the M+S symbol, this tire provides year-round traction, even in light snow. And with its long tread life, the Nexen N5000 Platinum can handle some serious mileage. Try the tire that looks great and performs even better.



**TREAD WEAR WARRANTY**  
70K MILES (H,V Rated)  
55K MILES (W Rated)



**ROAD HAZARD WARRANTY**  
FIRST 3/32" OR 2 YEARS



**ROADSIDE ASSISTANCE**  
36 MONTHS



**FREE TRIAL**  
45 DAYS OR 500 MILES

\* Only available to American Tire Distributors

| Product Code | P/ LT | Size      | XL | LI  | SR | PLY | Max Air (psi) | Max Load (lbs) |   | Rim       |          | Section Width (inch) | Overall Diameter (inch) | Tread Depth (/32") | UTQG       |       |       | Sidewall |
|--------------|-------|-----------|----|-----|----|-----|---------------|----------------|---|-----------|----------|----------------------|-------------------------|--------------------|------------|-------|-------|----------|
|              |       |           |    |     |    |     |               | S              | D | Measuring | Approved |                      |                         |                    | Tread-wear | Trac. | Temp. |          |
| 18212        |       | 195/50R16 |    | 84  | V  | 4   | 51            | 1,102          |   | 6.0       | 5.5-7.0  | 7.9                  | 23.7                    | 9.5                | 700        | A     | A     | Black    |
| 18175        |       | 205/55R16 |    | 91  | V  | 4   | 51            | 1,356          |   | 6.5       | 5.5-7.5  | 8.4                  | 24.9                    | 9.5                | 700        | A     | A     | Black    |
| 18164        |       | 215/55R16 | XL | 97  | H  | 4   | 50            | 1,609          |   | 7.0       | 6.0-7.5  | 8.9                  | 25.3                    | 9.5                | 700        | A     | A     | Black    |
| 18213        |       | 205/50R17 | XL | 93  | V  | 4   | 50            | 1,433          |   | 6.5       | 5.5-7.5  | 8.4                  | 25.1                    | 9.5                | 700        | A     | A     | Black    |
| 18162        |       | 215/45R17 |    | 87  | W  | 4   | 51            | 1,201          |   | 7.0       | 7.0-8.0  | 8.4                  | 24.6                    | 9.5                | 580        | A     | A     | Black    |
| 18160        |       | 215/50R17 | XL | 95  | W  | 4   | 50            | 1,521          |   | 7.0       | 6.0-7.5  | 8.9                  | 25.5                    | 9.5                | 580        | A     | A     | Black    |
| 17422        |       | 215/55R17 |    | 94  | V  | 4   | 51            | 1,477          |   | 7.0       | 6.0-7.5  | 8.9                  | 26.3                    | 10.0               | 700        | A     | A     | Black    |
| 18151        |       | 215/60R17 |    | 96  | H  | 4   | 51            | 1,565          |   | 6.5       | 6.0-7.5  | 8.7                  | 27.2                    | 10.0               | 700        | A     | A     | Black    |
| 18177        |       | 215/65R17 |    | 99  | H  | 4   | 51            | 1,709          |   | 6.5       | 6.0-7.5  | 8.7                  | 28.0                    | 10.0               | 700        | A     | A     | Black    |
| 18173        |       | 225/45R17 |    | 91  | W  | 4   | 51            | 1,356          |   | 7.5       | 7.0-8.5  | 8.9                  | 25.0                    | 9.5                | 580        | A     | A     | Black    |
| 18166        |       | 225/50R17 |    | 94  | W  | 4   | 51            | 1,477          |   | 7.0       | 6.0-8.0  | 9.2                  | 25.9                    | 9.5                | 580        | A     | A     | Black    |
| 18182        |       | 225/55R17 |    | 97  | W  | 4   | 51            | 1,609          |   | 7.0       | 6.0-8.0  | 9.2                  | 26.8                    | 9.5                | 580        | A     | A     | Black    |
| 18167        |       | 225/60R17 |    | 99  | H  | 4   | 51            | 1,709          |   | 6.5       | 6.0-8.0  | 9.0                  | 27.6                    | 10.0               | 700        | A     | A     | Black    |
| 18196        |       | 225/65R17 |    | 102 | H  | 4   | 51            | 1,874          |   | 6.5       | 6.0-8.0  | 9.0                  | 28.5                    | 10.0               | 700        | A     | A     | Black    |
| 18191        |       | 235/45R17 | XL | 97  | W  | 4   | 50            | 1,609          |   | 8.0       | 7.5-9.0  | 9.3                  | 25.4                    | 9.5                | 580        | A     | A     | Black    |
| 18155        |       | 235/50R17 |    | 96  | V  | 4   | 51            | 1,565          |   | 7.5       | 6.5-8.5  | 9.6                  | 26.3                    | 9.5                | 700        | A     | A     | Black    |
| 18158        |       | 235/55R17 |    | 99  | V  | 4   | 51            | 1,709          |   | 7.5       | 6.5-8.5  | 9.6                  | 27.2                    | 10.0               | 700        | A     | A     | Black    |
| 18180        |       | 235/60R17 |    | 102 | H  | 4   | 51            | 1,874          |   | 7.0       | 6.5-8.5  | 9.4                  | 28.1                    | 10.0               | 700        | A     | A     | Black    |
| 18194        |       | 235/65R17 |    | 104 | H  | 4   | 51            | 1,984          |   | 7.0       | 6.5-8.5  | 9.4                  | 29.1                    | 10.0               | 700        | A     | A     | Black    |
| 18179        |       | 245/40R17 |    | 91  | W  | 4   | 51            | 1,356          |   | 8.5       | 8.0-9.5  | 9.8                  | 24.7                    | 9.5                | 580        | A     | A     | Black    |

CONTINUED ON NEXT PAGE...

## PERFORMANCE RATINGS



BRAKING  
8



COMFORT  
10



FUEL EFFICIENCY  
8



HANDLING  
8



WEAR LIFE  
10



SNOW TRACTION  
7



# N5000 Platinum

CONTINUED FROM PREVIOUS PAGE

| Product Code | P/LT | Size      | XL | LI  | SR | PLY | Max Air (psi) | Max Load (lbs) |   | Rim       |          | Section Width (inch) | Overall Diameter (inch) | Tread Depth (/32") | UTQG       |       |       | Sidewall |
|--------------|------|-----------|----|-----|----|-----|---------------|----------------|---|-----------|----------|----------------------|-------------------------|--------------------|------------|-------|-------|----------|
|              |      |           |    |     |    |     |               | S              | D | Measuring | Approved |                      |                         |                    | Tread-wear | Trac. | Temp. |          |
| 18193        |      | 245/45R17 | XL | 99  | W  | 4   | 50            | 1,709          |   | 8.0       | 7.5-9.0  | 9.6                  | 25.7                    | 9.5                | 580        | A     | A     | Black    |
| 18183        |      | 245/65R17 |    | 107 | H  | 4   | 51            | 2,149          |   | 7.0       | 7.0-8.5  | 9.8                  | 29.5                    | 10.0               | 700        | A     | A     | Black    |
| 18185        |      | 245/70R17 |    | 110 | H  | 4   | 51            | 2,337          |   | 7.0       | 6.5-8.0  | 9.8                  | 30.6                    | 10.0               | 700        | A     | A     | Black    |
| 18170        |      | 265/65R17 |    | 112 | H  | 4   | 51            | 2,469          |   | 8.0       | 7.5-9.5  | 10.7                 | 30.6                    | 10.0               | 700        | A     | A     | Black    |
| 18176        |      | 215/45R18 | XL | 93  | W  | 4   | 50            | 1,433          |   | 7.0       | 7.0-8.0  | 8.4                  | 25.6                    | 9.5                | 580        | A     | A     | Black    |
| 18150        |      | 215/55R18 |    | 95  | H  | 4   | 51            | 1,521          |   | 7.0       | 6.0-7.5  | 8.9                  | 27.3                    | 9.5                | 700        | A     | A     | Black    |
| 17272        |      | 225/40R18 | XL | 92  | W  | 4   | 50            | 1,389          |   | 8.0       | 7.5-9.0  | 9.1                  | 25.1                    | 10.0               | 580        | A     | A     | Black    |
| 18156        |      | 225/45R18 | XL | 95  | W  | 4   | 50            | 1,521          |   | 7.5       | 7.0-8.5  | 8.9                  | 25.9                    | 9.5                | 580        | A     | A     | Black    |
| 18205        |      | 225/50R18 | XL | 99  | W  | 4   | 50            | 1,709          |   | 7.0       | 6.0-8.0  | 9.2                  | 26.9                    | 9.5                | 580        | A     | A     | Black    |
| 18216        |      | 225/55R18 |    | 98  | V  | 4   | 51            | 1,653          |   | 7.0       | 6.0-8.0  | 9.2                  | 27.8                    | 10.0               | 700        | A     | A     | Black    |
| 18149        |      | 225/60R18 | XL | 104 | H  | 4   | 50            | 1,984          |   | 6.5       | 6.0-8.0  | 9.0                  | 28.6                    | 10.0               | 700        | A     | A     | Black    |
| 18209        |      | 235/40R18 | XL | 95  | W  | 4   | 50            | 1,521          |   | 8.5       | 8.0-9.5  | 9.5                  | 25.4                    | 9.5                | 580        | A     | A     | Black    |
| 18210        |      | 235/45R18 | XL | 98  | W  | 4   | 50            | 1,653          |   | 8.0       | 7.5-9.0  | 9.3                  | 26.3                    | 9.5                | 580        | A     | A     | Black    |
| 18187        |      | 235/50R18 |    | 97  | W  | 4   | 51            | 1,609          |   | 7.5       | 6.5-8.5  | 9.6                  | 27.3                    | 9.5                | 580        | A     | A     | Black    |
| 18181        |      | 235/55R18 |    | 100 | V  | 4   | 51            | 1,764          |   | 7.5       | 6.5-8.5  | 9.6                  | 28.1                    | 10.0               | 700        | A     | A     | Black    |
| 18204        |      | 235/60R18 | XL | 107 | V  | 4   | 50            | 2,149          |   | 7.0       | 6.5-8.5  | 9.4                  | 29.1                    | 10.0               | 700        | A     | A     | Black    |
| 18152        |      | 235/65R18 |    | 106 | V  | 4   | 51            | 2,094          |   | 7.0       | 6.5-8.5  | 9.4                  | 30.0                    | 10.0               | 700        | A     | A     | Black    |
| 18192        |      | 245/40R18 | XL | 97  | W  | 4   | 50            | 1,609          |   | 8.5       | 8.0-9.5  | 9.8                  | 25.7                    | 9.5                | 580        | A     | A     | Black    |
| 18184        |      | 245/45R18 | XL | 100 | W  | 4   | 50            | 1,764          |   | 8.0       | 7.5-9.0  | 9.6                  | 26.7                    | 9.5                | 580        | A     | A     | Black    |
| 18174        |      | 245/50R18 |    | 100 | W  | 4   | 51            | 1,764          |   | 7.5       | 7.0-8.5  | 10.0                 | 27.7                    | 9.5                | 580        | A     | A     | Black    |
| 18190        |      | 245/60R18 |    | 105 | V  | 4   | 51            | 2,039          |   | 7.0       | 7.0-8.5  | 9.8                  | 29.6                    | 10.0               | 700        | A     | A     | Black    |
| 18217        |      | 255/35R18 | XL | 94  | W  | 4   | 50            | 1,477          |   | 9.0       | 8.5-10.0 | 10.2                 | 25.0                    | 9.5                | 580        | A     | A     | Black    |
| 18154        |      | 255/55R18 | XL | 109 | V  | 4   | 50            | 2,271          |   | 8.0       | 7.0-9.0  | 10.4                 | 29.0                    | 10.0               | 700        | A     | A     | Black    |
| 18215        |      | 255/65R18 |    | 111 | H  | 4   | 51            | 2,403          |   | 7.5       | 7.0-9.0  | 10.2                 | 31.1                    | 10.0               | 700        | A     | A     | Black    |
| 18169        |      | 265/35R18 | XL | 97  | W  | 4   | 50            | 1,609          |   | 9.5       | 9.0-10.5 | 10.7                 | 25.3                    | 9.5                | 580        | A     | A     | Black    |
| 18159        |      | 265/60R18 |    | 110 | V  | 4   | 51            | 2,337          |   | 8.0       | 7.5-9.5  | 10.7                 | 30.5                    | 10.0               | 700        | A     | A     | Black    |
| 18171        |      | 225/45R19 | XL | 96  | W  | 4   | 50            | 1,565          |   | 7.5       | 7.0-8.5  | 8.9                  | 27.0                    | 9.5                | 580        | A     | A     | Black    |
| 18208        |      | 225/55R19 |    | 99  | V  | 4   | 51            | 1,709          |   | 7.0       | 6.0-8.0  | 9.2                  | 28.8                    | 10.0               | 700        | A     | A     | Black    |
| 18211        |      | 235/40R19 | XL | 96  | W  | 4   | 50            | 1,565          |   | 8.5       | 8.0-9.5  | 9.5                  | 26.4                    | 9.5                | 580        | A     | A     | Black    |
| 18201        |      | 235/45R19 | XL | 99  | W  | 4   | 50            | 1,709          |   | 8.0       | 7.5-9.0  | 9.3                  | 27.4                    | 9.5                | 580        | A     | A     | Black    |
| 18168        |      | 235/50R19 | XL | 103 | V  | 4   | 50            | 1,929          |   | 7.5       | 6.5-8.5  | 9.6                  | 28.3                    | 10.0               | 700        | A     | A     | Black    |
| 18202        |      | 235/55R19 | XL | 105 | V  | 4   | 50            | 2,039          |   | 7.5       | 6.5-8.5  | 9.6                  | 29.2                    | 10.0               | 700        | A     | A     | Black    |
| 18197        |      | 245/40R19 | XL | 98  | W  | 4   | 50            | 1,653          |   | 8.5       | 8.0-9.5  | 9.8                  | 26.7                    | 9.5                | 580        | A     | A     | Black    |
| 18203        |      | 245/45R19 | XL | 102 | W  | 4   | 50            | 1,874          |   | 8.0       | 7.5-9.0  | 9.6                  | 27.7                    | 9.5                | 580        | A     | A     | Black    |
| 18200        |      | 245/55R19 |    | 103 | V  | 4   | 51            | 1,929          |   | 7.5       | 7.0-8.5  | 10.0                 | 29.6                    | 10.0               | 700        | A     | A     | Black    |
| 18161        |      | 255/40R19 | XL | 100 | W  | 4   | 50            | 1,764          |   | 9.0       | 8.5-10.0 | 10.2                 | 27.0                    | 9.5                | 580        | A     | A     | Black    |
| 18178        |      | 255/45R19 | XL | 104 | V  | 4   | 50            | 1,984          |   | 8.5       | 8.0-9.5  | 10.0                 | 28.1                    | 9.5                | 700        | A     | A     | Black    |
| 18157        |      | 255/50R19 | XL | 107 | V  | 4   | 50            | 2,149          |   | 8.0       | 7.0-9.0  | 10.4                 | 29.1                    | 10.0               | 700        | A     | A     | Black    |
| 18172        |      | 255/60R19 |    | 109 | H  | 4   | 51            | 2,271          |   | 7.5       | 7.0-9.0  | 10.2                 | 31.1                    | 10.0               | 700        | A     | A     | Black    |
| 18195        |      | 275/35R19 | XL | 100 | W  | 4   | 50            | 1,764          |   | 9.5       | 9.0-11.0 | 10.9                 | 26.6                    | 9.5                | 580        | A     | A     | Black    |
| 18188        |      | 275/40R19 | XL | 105 | W  | 4   | 50            | 2,039          |   | 9.5       | 9.0-11.0 | 10.9                 | 27.7                    | 9.5                | 580        | A     | A     | Black    |
| 18198        |      | 235/55R20 |    | 102 | V  | 4   | 51            | 1,874          |   | 7.5       | 6.5-8.5  | 9.6                  | 30.2                    | 10.0               | 700        | A     | A     | Black    |
| 18189        |      | 245/35R20 | XL | 95  | W  | 4   | 50            | 1,521          |   | 8.5       | 8.0-9.5  | 9.8                  | 26.8                    | 9.5                | 580        | A     | A     | Black    |
| 18218        |      | 245/40R20 | XL | 99  | W  | 4   | 50            | 1,709          |   | 8.5       | 8.0-9.5  | 9.8                  | 27.7                    | 9.5                | 580        | A     | A     | Black    |
| 18163        |      | 245/45R20 | XL | 103 | W  | 4   | 50            | 1,929          |   | 8.0       | 7.5-9.0  | 9.6                  | 28.7                    | 9.5                | 580        | A     | A     | Black    |
| 18294        |      | 245/50R20 |    | 102 | V  | 4   | 51            | 1,874          |   | 7.5       | 7.0-8.5  | 10.0                 | 29.7                    | 10.0               | 700        | A     | A     | Black    |
| 18206        |      | 255/35R20 | XL | 97  | W  | 4   | 50            | 1,609          |   | 9.0       | 8.5-10.0 | 10.2                 | 27.0                    | 9.5                | 580        | A     | A     | Black    |
| 18165        |      | 255/45R20 | XL | 105 | W  | 4   | 50            | 2,039          |   | 8.5       | 8.0-9.5  | 10.0                 | 29.1                    | 9.5                | 580        | A     | A     | Black    |
| 18186        |      | 255/50R20 | XL | 109 | V  | 4   | 50            | 2,271          |   | 8.0       | 7.0-9.0  | 10.4                 | 30.1                    | 10.0               | 700        | A     | A     | Black    |
| 18153        |      | 255/55R20 | XL | 110 | V  | 4   | 50            | 2,337          |   | 8.0       | 7.0-9.0  | 10.4                 | 31.0                    | 10.0               | 700        | A     | A     | Black    |
| 18214        |      | 265/45R20 | XL | 108 | V  | 4   | 50            | 2,205          |   | 9.0       | 8.5-10.0 | 10.5                 | 29.4                    | 10.0               | 700        | A     | A     | Black    |
| 18199        |      | 265/50R20 |    | 107 | V  | 4   | 51            | 2,149          |   | 8.5       | 7.5-9.5  | 10.9                 | 30.5                    | 10.0               | 700        | A     | A     | Black    |
| 18207        |      | 275/40R20 | XL | 106 | W  | 4   | 50            | 2,094          |   | 9.5       | 9.0-11.0 | 10.9                 | 28.7                    | 9.5                | 580        | A     | A     | Black    |
| 18219        |      | 275/45R20 | XL | 110 | V  | 4   | 50            | 2,337          |   | 9.0       | 8.5-10.5 | 10.7                 | 29.8                    | 10.0               | 700        | A     | A     | Black    |

Technical data can be changed without further notice.  
TBA - To Be Announced to ATD.

# N'Priz AH8

TOTAL  
COVERAGE  
WARRANTY  
NEKEN TIRE

## GRAND TOURING ALL SEASON

The N'Priz AH8 is designed for family sedans that require all-year traction in dry, wet, and light snow conditions. Performance in light snow conditions is superior to its predecessor, the CP672.



OE FITMENT ON



| Product Code | P/LT | Size      | XL | LI | SR | PLY | Max Air (psi) | Max Load (lbs) |   | Rim       |          | Section Width (inch) | Overall Diameter (inch) | Tread Depth (/32") | UTQG       |       |       | Sidewall | OE           |
|--------------|------|-----------|----|----|----|-----|---------------|----------------|---|-----------|----------|----------------------|-------------------------|--------------------|------------|-------|-------|----------|--------------|
|              |      |           |    |    |    |     |               | S              | D | Measuring | Approved |                      |                         |                    | Tread-wear | Trac. | Temp. |          |              |
| 14699        |      | 185/65R14 |    | 86 | H  | 4   | 44            | 1,168          | - | 5.5       | 5.0-6.5  | 7.4                  | 23.5                    | 9.0                | 600        | A     | A     | Black    |              |
| 17612        | P    | 185/60R15 |    | 84 | H  | 4   | 44            | 1,102          | - | 5.5       | 5.0-6.5  | 7.4                  | 23.7                    | 9.0                | 440        | A     | A     | Black    |              |
| 14979        |      | 185/65R15 |    | 88 | H  | 4   | 44            | 1,235          | - | 5.5       | 5.0-6.5  | 7.4                  | 24.4                    | 9.0                | 500        | A     | A     | Black    |              |
| 15120        |      | 195/60R15 |    | 88 | H  | 4   | 44            | 1,235          | - | 6.0       | 5.5-7.0  | 7.9                  | 24.2                    | 9.0                | 600        | A     | A     | Black    |              |
| 15711        |      | 195/65R15 |    | 91 | H  | 4   | 44            | 1,356          | - | 6.0       | 5.5-7.0  | 7.9                  | 25.0                    | 9.0                | 600        | A     | A     | Black    |              |
| 14386        |      | 195/65R15 |    | 91 | T  | 4   | 44            | 1,356          | - | 6.0       | 5.5-7.0  | 7.9                  | 25.0                    | 9.0                | 500        | A     | A     | Black    | Hyundai      |
| 13466        |      | 195/65R15 |    | 91 | T  | 4   | 44            | 1,356          | - | 6.0       | 5.5-7.0  | 7.9                  | 25.0                    | 9.0                | 500        | A     | A     | Black    | Kia          |
| 15117        |      | 205/65R15 |    | 94 | H  | 4   | 44            | 1,477          | - | 6.0       | 5.5-7.5  | 8.2                  | 25.5                    | 9.0                | 600        | A     | A     | Black    |              |
| 15521        |      | 185/55R16 |    | 83 | H  | 4   | 51            | 1,074          | - | 6.0       | 5.0-6.5  | 7.6                  | 24.0                    | 9.0                | 600        | A     | A     | Black    |              |
| 16407        |      | 185/60R16 |    | 86 | H  | 4   | 51            | 1,168          | - | 5.5       | 5.0-6.5  | 7.4                  | 24.7                    | 9.0                | 600        | A     | A     | Black    |              |
| 15517        |      | 195/50R16 |    | 84 | V  | 4   | 51            | 1,102          | - | 6.0       | 5.5-7.0  | 7.9                  | 23.7                    | 9.0                | 600        | A     | A     | Black    |              |
| 15523        |      | 195/55R16 |    | 87 | V  | 4   | 51            | 1,201          | - | 6.0       | 5.5-7.0  | 7.9                  | 24.4                    | 9.0                | 600        | A     | A     | Black    |              |
| 15518        |      | 205/50R16 |    | 87 | V  | 4   | 51            | 1,201          | - | 6.5       | 5.5-7.5  | 8.4                  | 24.1                    | 9.0                | 600        | A     | A     | Black    |              |
| 14194        |      | 205/55R16 |    | 91 | H  | 4   | 44            | 1,356          | - | 6.5       | 5.5-7.5  | 8.4                  | 24.9                    | 10.0               | 560        | A     | A     | Black    | Hyundai      |
| 15710        |      | 205/55R16 |    | 91 | V  | 4   | 44            | 1,356          | - | 6.5       | 5.5-7.5  | 8.4                  | 24.9                    | 10.0               | 600        | A     | A     | Black    |              |
| 15605        |      | 205/60R16 |    | 92 | H  | 4   | 44            | 1,389          | - | 6.0       | 5.5-7.5  | 8.2                  | 25.7                    | 9.0                | 500        | A     | A     | Black    | Hyundai, Kia |
| 13904        |      | 205/65R16 |    | 95 | H  | 4   | 44            | 1,521          | - | 6.0       | 5.5-7.5  | 8.2                  | 26.5                    | 10.0               | 440        | A     | A     | Black    | Kia          |
| 15677        | P    | 205/70R16 |    | 96 | H  | 4   | 44            | 1,565          | - | 6.0       | 5.0-7.0  | 8.2                  | 27.3                    | 9.0                | 600        | A     | A     | Black    |              |
| 14369        |      | 215/55R16 | XL | 97 | H  | 4   | 50            | 1,609          | - | 7.0       | 6.0-7.5  | 8.9                  | 25.3                    | 10.0               | 440        | A     | A     | Black    | Ram          |
| 14691        |      | 215/60R16 |    | 95 | V  | 4   | 44            | 1,521          | - | 6.5       | 6.0-7.5  | 8.7                  | 26.1                    | 9.0                | 600        | A     | A     | Black    |              |

CONTINUED ON NEXT PAGE...

## PERFORMANCE RATINGS





CONTINUED FROM PREVIOUS PAGE

| Product Code | P/ LT | Size      | XL  | LI | SR | PLY | Max Air (psi) | Max Load (lbs) |     | Rim       |          | Section Width (inch) | Overall Diameter (inch) | Tread Depth (/32") | UTQG       |       |       | Sidewall     | OE |
|--------------|-------|-----------|-----|----|----|-----|---------------|----------------|-----|-----------|----------|----------------------|-------------------------|--------------------|------------|-------|-------|--------------|----|
|              |       |           |     |    |    |     |               | S              | D   | Measuring | Approved |                      |                         |                    | Tread-wear | Trac. | Temp. |              |    |
| 14693        |       | 215/65R16 | 98  | V  | 4  | 44  | 1,653         | -              | 6.5 | 6.0-7.5   | 8.7      | 27.0                 | 9.0                     | 600                | A          | A     | Black |              |    |
| 14705        |       | 225/55R16 | 95  | V  | 4  | 51  | 1,521         | -              | 7.0 | 6.0-8.0   | 9.2      | 25.7                 | 9.0                     | 600                | A          | A     | Black |              |    |
| 14702        |       | 225/60R16 | 98  | V  | 4  | 44  | 1,653         | -              | 6.5 | 6.0-8.0   | 9.0      | 26.6                 | 9.0                     | 600                | A          | A     | Black |              |    |
| 15118        |       | 225/65R16 | 100 | H  | 4  | 44  | 1,764         | -              | 6.5 | 6.0-8.0   | 9.0      | 27.5                 | 9.0                     | 600                | A          | A     | Black |              |    |
| 15123        |       | 235/60R16 | 100 | H  | 4  | 44  | 1,764         | -              | 7.0 | 6.5-8.5   | 9.4      | 27.1                 | 9.0                     | 600                | A          | A     | Black |              |    |
| 15119        |       | 235/65R16 | 103 | H  | 4  | 44  | 1,929         | -              | 7.0 | 6.5-8.5   | 9.4      | 28.0                 | 9.0                     | 600                | A          | A     | Black |              |    |
| 15712        |       | 205/50R17 | XL  | 93 | V  | 4   | 50            | 1,433          | -   | 6.5       | 5.5-7.5  | 8.4                  | 25.1                    | 9.0                | 600        | A     | A     | Black        |    |
| 15530        |       | 205/55R17 | 91  | H  | 4  | 51  | 1,356         | -              | 6.5 | 5.5-7.5   | 8.4      | 25.9                 | 9.0                     | 500                | A          | A     | Black | VW           |    |
| 16094        |       | 205/55R17 | 91  | H  | 4  | 51  | 1,356         | -              | 6.5 | 5.5-7.5   | 8.4      | 25.9                 | 9.0                     | 500                | A          | A     | Black | Hyundai      |    |
| 14749        |       | 215/45R17 | 87  | H  | 4  | 44  | 1,201         | -              | 7.0 | 7.0-8.0   | 8.4      | 24.6                 | 9.0                     | 500                | A          | A     | Black | Hyundai      |    |
| 14697        |       | 215/50R17 | 91  | V  | 4  | 51  | 1,356         | -              | 7.0 | 6.0-7.5   | 8.9      | 25.5                 | 9.0                     | 600                | A          | A     | Black |              |    |
| 15606        |       | 215/55R17 | 94  | V  | 4  | 44  | 1,477         | -              | 7.0 | 6.0-7.5   | 8.9      | 26.3                 | 9.0                     | 500                | A          | A     | Black | Hyundai, Kia |    |
| 16383        |       | 215/55R17 | 94  | V  | 4  | 44  | 1,477         | -              | 7.0 | 6.0-7.5   | 8.9      | 26.3                 | 9.0                     | 500                | A          | A     | Black | Hyundai, Kia |    |
| 14698        |       | 215/60R17 | 96  | V  | 4  | 44  | 1,565         | -              | 6.5 | 6.0-7.5   | 8.7      | 27.2                 | 9.0                     | 600                | A          | A     | Black |              |    |
| 14198        |       | 225/45R17 | 91  | W  | 4  | 44  | 1,356         | -              | 7.5 | 7.0-8.5   | 8.9      | 25.0                 | 9.0                     | 500                | A          | A     | Black | Hyundai      |    |
| 14701        |       | 225/50R17 | 94  | V  | 4  | 51  | 1,477         | -              | 7.0 | 6.0-8.0   | 9.2      | 25.9                 | 9.0                     | 600                | A          | A     | Black |              |    |
| 14694        |       | 225/55R17 | 97  | V  | 4  | 51  | 1,609         | -              | 7.0 | 6.0-8.0   | 9.2      | 26.8                 | 9.0                     | 600                | A          | A     | Black |              |    |
| 15121        |       | 225/60R17 | 99  | H  | 4  | 44  | 1,709         | -              | 6.5 | 6.0-8.0   | 9.0      | 27.6                 | 9.0                     | 600                | A          | A     | Black |              |    |
| 14753        |       | 235/45R17 | 94  | V  | 4  | 51  | 1,477         | -              | 8.0 | 7.5-9.0   | 9.3      | 25.4                 | 9.0                     | 600                | A          | A     | Black |              |    |
| 15353        |       | 235/50R17 | 96  | H  | 4  | 51  | 1,565         | -              | 7.5 | 6.5-8.5   | 9.6      | 26.3                 | 9.0                     | 600                | A          | A     | Black |              |    |
| 14704        |       | 235/55R17 | 99  | V  | 4  | 51  | 1,709         | -              | 7.5 | 6.5-8.5   | 9.6      | 27.2                 | 9.0                     | 600                | A          | A     | Black |              |    |
| 14712        |       | 245/45R17 | 95  | V  | 4  | 51  | 1,521         | -              | 8.0 | 7.5-9.0   | 9.6      | 25.7                 | 9.0                     | 600                | A          | A     | Black |              |    |
| 15520        | P     | 245/50R17 | 98  | V  | 4  | 51  | 1,653         | -              | 7.5 | 7.0-8.5   | 10.0     | 26.7                 | 9.0                     | 600                | A          | A     | Black |              |    |
| 17613        |       | 215/45R18 | 89  | V  | 4  | 44  | 1,279         | -              | 7.0 | 7.0-8.0   | 8.4      | 25.6                 | 9.0                     | 440                | A          | A     | Black |              |    |
| 15359        |       | 215/55R18 | 95  | H  | 4  | 51  | 1,521         | -              | 7.0 | 6.0-7.5   | 8.9      | 27.3                 | 9.0                     | 600                | A          | A     | Black |              |    |
| 14708        |       | 225/40R18 | 88  | W  | 4  | 51  | 1,235         | -              | 8.0 | 7.5-9.0   | 9.1      | 25.1                 | 9.0                     | 500                | A          | A     | Black | Hyundai      |    |
| 15348        |       | 225/45R18 | 91  | H  | 4  | 51  | 1,356         | -              | 7.5 | 7.0-8.5   | 8.9      | 25.9                 | 9.0                     | 600                | A          | A     | Black |              |    |
| 14706        |       | 225/50R18 | 95  | V  | 4  | 51  | 1,521         | -              | 7.0 | 6.0-8.0   | 9.2      | 26.9                 | 9.0                     | 600                | A          | A     | Black |              |    |
| 14710        |       | 225/55R18 | 98  | V  | 4  | 51  | 1,653         | -              | 7.0 | 6.0-8.0   | 9.2      | 27.8                 | 9.0                     | 600                | A          | A     | Black |              |    |
| 15122        |       | 225/60R18 | 100 | H  | 4  | 44  | 1,764         | -              | 6.5 | 6.0-8.0   | 9.0      | 28.6                 | 9.0                     | 600                | A          | A     | Black |              |    |
| 15346        |       | 235/40R18 | 91  | H  | 4  | 51  | 1,356         | -              | 8.5 | 8.0-9.5   | 9.5      | 25.4                 | 9.0                     | 600                | A          | A     | Black |              |    |
| 15349        |       | 235/45R18 | 94  | H  | 4  | 51  | 1,477         | -              | 8.0 | 7.5-9.0   | 9.3      | 26.3                 | 9.0                     | 600                | A          | A     | Black |              |    |
| 15356        |       | 235/50R18 | 97  | H  | 4  | 51  | 1,609         | -              | 7.5 | 6.5-8.5   | 9.6      | 27.3                 | 9.0                     | 600                | A          | A     | Black |              |    |
| 15524        |       | 235/55R18 | 100 | H  | 4  | 51  | 1,764         | -              | 7.5 | 6.5-8.5   | 9.6      | 28.1                 | 9.0                     | 600                | A          | A     | Black |              |    |
| 14714        |       | 245/40R18 | 93  | V  | 4  | 51  | 1,433         | -              | 8.5 | 8.0-9.5   | 9.8      | 25.7                 | 9.0                     | 600                | A          | A     | Black |              |    |
| 15351        |       | 245/45R18 | 96  | H  | 4  | 51  | 1,565         | -              | 8.0 | 7.5-9.0   | 9.6      | 26.7                 | 9.0                     | 600                | A          | A     | Black |              |    |
| 15357        |       | 245/50R18 | 100 | H  | 4  | 51  | 1,764         | -              | 7.5 | 7.0-8.5   | 10.0     | 27.7                 | 9.0                     | 600                | A          | A     | Black |              |    |
| 15525        | P     | 245/55R18 | 102 | H  | 4  | 51  | 1,874         | -              | 7.5 | 7.0-8.5   | 10.0     | 28.6                 | 9.0                     | 600                | A          | A     | Black |              |    |
| 15360        |       | 225/55R19 | 99  | H  | 4  | 51  | 1,709         | -              | 7.0 | 6.0-8.0   | 9.2      | 28.8                 | 9.0                     | 600                | A          | A     | Black |              |    |

Technical data can be changed without further notice. For more detailed OE application information, please refer to "Original Equipment 2022" page.

# Aria AH7

TOTAL COVERAGE WARRANTY



## PREMIUM STANDARD TOURING ALL SEASON

The Aria AH7 includes a four-groove design, which leverages optimal driving performance on wet roads in all four seasons. This tire has a uniformly designed center, which evenly distributes external pressure when contacting the road surface and prevents one-sided wear. The five random pitch variation design reduces pattern noise, and the increased block stiffness and uniform block distribution deliver maximum grip during high-speed cornering.

- TREAD WEAR WARRANTY 80,000 MILES
- ROAD HAZARD WARRANTY FIRST 3/32" OR 2 YEARS
- ROADSIDE ASSISTANCE 36 MONTHS
- FREE TRIAL 45 DAYS OR 500 MILES

| Product Code | P/ LT | Size      | XL  | LI | SR | PLY | Max Air (psi) | Max Load (lbs) |     | Rim       |          | Section Width (inch) | Overall Diameter (inch) | Tread Depth (/32") | UTQG       |       |       | Sidewall |
|--------------|-------|-----------|-----|----|----|-----|---------------|----------------|-----|-----------|----------|----------------------|-------------------------|--------------------|------------|-------|-------|----------|
|              |       |           |     |    |    |     |               | S              | D   | Measuring | Approved |                      |                         |                    | Tread-wear | Trac. | Temp. |          |
| 15190        |       | 195/65R15 | 91  | H  | 4  | 44  | 1,356         | -              | 6.0 | 5.5-7.0   | 7.9      | 25.0                 | 10.5                    | 760                | A          | A     | Black |          |
| 15194        |       | 205/55R16 | 91  | H  | 4  | 51  | 1,356         | -              | 6.5 | 5.5-7.5   | 8.4      | 24.9                 | 10.5                    | 760                | A          | A     | Black |          |
| 15193        |       | 205/60R16 | 92  | H  | 4  | 44  | 1,389         | -              | 6.0 | 5.5-7.5   | 8.2      | 25.7                 | 10.5                    | 760                | A          | A     | Black |          |
| 15191        |       | 205/65R16 | 95  | H  | 4  | 44  | 1,521         | -              | 6.0 | 5.5-7.5   | 8.2      | 26.5                 | 10.5                    | 760                | A          | A     | Black |          |
| 14501        |       | 215/60R16 | 95  | T  | 4  | 44  | 1,521         | -              | 6.5 | 6.0-7.5   | 8.7      | 26.1                 | 10.5                    | 760                | A          | A     | Black |          |
| 15192        |       | 215/65R16 | 98  | T  | 4  | 44  | 1,653         | -              | 6.5 | 6.0-7.5   | 8.7      | 27.0                 | 10.5                    | 760                | A          | A     | Black |          |
| 14311        |       | 225/60R16 | 98  | H  | 4  | 44  | 1,653         | -              | 6.5 | 6.0-8.0   | 9.0      | 26.6                 | 10.5                    | 760                | A          | A     | Black |          |
| 13044        |       | 225/65R16 | 100 | T  | 4  | 44  | 1,764         | -              | 6.5 | 6.0-8.0   | 9.0      | 27.5                 | 10.5                    | 760                | A          | A     | Black |          |
| 13046        |       | 235/65R16 | 103 | T  | 4  | 44  | 1,929         | -              | 7.0 | 6.5-8.5   | 9.4      | 28.0                 | 10.5                    | 760                | A          | A     | Black |          |
| 15693        |       | 215/70R16 | 100 | H  | 4  | 44  | 1,764         | -              | 6.5 | 5.5-7.0   | 8.7      | 27.9                 | 10.5                    | 760                | A          | A     | Black |          |
| 15195        |       | 215/55R17 | 94  | H  | 4  | 51  | 1,477         | -              | 7.0 | 6.0-7.5   | 8.9      | 26.3                 | 10.5                    | 760                | A          | A     | Black |          |
| 15155        |       | 215/60R17 | 96  | H  | 4  | 44  | 1,565         | -              | 6.5 | 6.0-7.5   | 8.7      | 27.2                 | 10.5                    | 760                | A          | A     | Black |          |
| 13043        |       | 215/65R17 | 99  | T  | 4  | 44  | 1,709         | -              | 6.5 | 6.0-7.5   | 8.7      | 28.0                 | 10.5                    | 760                | A          | A     | Black |          |
| 15198        |       | 225/50R17 | 94  | H  | 4  | 51  | 1,477         | -              | 7.0 | 6.0-8.0   | 9.2      | 25.9                 | 10.5                    | 760                | A          | A     | Black |          |
| 13049        |       | 225/55R17 | 97  | H  | 4  | 51  | 1,609         | -              | 7.0 | 6.0-8.0   | 9.2      | 26.8                 | 10.5                    | 760                | A          | A     | Black |          |
| 13041        |       | 225/60R17 | 99  | T  | 4  | 44  | 1,709         | -              | 6.5 | 6.0-8.0   | 9.0      | 27.6                 | 10.5                    | 760                | A          | A     | Black |          |
| 15157        |       | 225/65R17 | 102 | H  | 4  | 44  | 1,874         | -              | 6.5 | 6.0-8.0   | 9.0      | 28.5                 | 10.5                    | 760                | A          | A     | Black |          |
| 13042        |       | 235/60R17 | 102 | H  | 4  | 44  | 1,874         | -              | 7.0 | 6.5-8.5   | 9.4      | 28.1                 | 10.5                    | 760                | A          | A     | Black |          |
| 13047        |       | 235/65R17 | 104 | T  | 4  | 44  | 1,984         | -              | 7.0 | 6.5-8.5   | 9.4      | 29.1                 | 10.5                    | 760                | A          | A     | Black |          |

CONTINUED ON NEXT PAGE...

## PERFORMANCE RATINGS

- BRAKING 7
- COMFORT 8
- FUEL EFFICIENCY 8
- HANDLING 8
- WEAR LIFE 10



# Aria AH7

CONTINUED FROM PREVIOUS PAGE

| Product Code | P/ LT | Size      | XL  | LI | SR | PLY | Max Air (psi) | Max Load (lbs) |     | Rim       |          | Section Width (inch) | Overall Diameter (inch) | Tread Depth (/32") | UTQG       |       |       | Sidewall |
|--------------|-------|-----------|-----|----|----|-----|---------------|----------------|-----|-----------|----------|----------------------|-------------------------|--------------------|------------|-------|-------|----------|
|              |       |           |     |    |    |     |               | S              | D   | Measuring | Approved |                      |                         |                    | Tread-wear | Trac. | Temp. |          |
| 15196        |       | 215/55R18 | 95  | T  | 4  | 51  | 1,521         | -              | 7.0 | 6.0-7.5   | 8.9      | 27.3                 | 10.5                    | 760                | A          | A     | Black |          |
| 15199        |       | 225/50R18 | 95  | T  | 4  | 51  | 1,521         | -              | 7.0 | 6.0-8.0   | 9.2      | 26.9                 | 10.5                    | 760                | A          | A     | Black |          |
| 15197        |       | 225/55R18 | 98  | T  | 4  | 51  | 1,653         | -              | 7.0 | 6.0-8.0   | 9.2      | 27.8                 | 10.5                    | 760                | A          | A     | Black |          |
| 13312        |       | 235/55R18 | 100 | H  | 4  | 51  | 1,764         | -              | 7.5 | 6.5-8.5   | 9.6      | 28.1                 | 10.5                    | 760                | A          | A     | Black |          |
| 13313        |       | 235/60R18 | 103 | H  | 4  | 44  | 1,929         | -              | 7.0 | 6.5-8.5   | 9.4      | 29.1                 | 10.5                    | 760                | A          | A     | Black |          |
| 13048        |       | 235/65R18 | 106 | H  | 4  | 44  | 2,094         | -              | 7.0 | 6.5-8.5   | 9.4      | 30.0                 | 10.5                    | 760                | A          | A     | Black |          |

Technical data can be changed without further notice.

# N'Priz AH5

TOTAL  
COVERAGE  
WARRANTY  
NEXEN TIRE



### STANDARD TOURING ALL SEASON

The N'Priz AH5 has four wide, longitudinal grooves that improve drainage performance; a rigid shoulder block design to enhance cornering, handling, and a quiet, comfortable ride; and a dual kerf design to enhance block stiffness and mileage.



TREAD WEAR WARRANTY  
50,000 MILES



ROAD HAZARD WARRANTY  
FIRST 3/32" OR 2 YEARS



ROADSIDE ASSISTANCE  
36 MONTHS

| Product Code | P/ LT | Size      | XL | LI | SR | PLY | Max Air (psi) | Max Load (lbs) |     | Rim       |          | Section Width (inch) | Overall Diameter (inch) | Tread Depth (/32") | UTQG       |       |       | Sidewall |       |
|--------------|-------|-----------|----|----|----|-----|---------------|----------------|-----|-----------|----------|----------------------|-------------------------|--------------------|------------|-------|-------|----------|-------|
|              |       |           |    |    |    |     |               | S              | D   | Measuring | Approved |                      |                         |                    | Tread-wear | Trac. | Temp. |          |       |
| 16406        |       | 165/65R14 |    |    | 79 | S   | 4             | 51             | 963 | -         | 5.0      | 4.5-6.0              | 6.7                     | 22.4               | 9.0        | 460   | A     | A        | Black |
| 15011        |       | 175/65R14 | XL | 86 | T  | 4   | 50            | 1,168          | -   | 5.0       | 5.0-6.0  | 7.0                  | 23.0                    | 9.0                | 460        | A     | A     | Black    |       |
| 15129        |       | 175/70R14 |    | 84 | T  | 4   | 44            | 1,102          | -   | 5.0       | 4.5-6.0  | 7.0                  | 23.7                    | 9.0                | 460        | A     | A     | Black    |       |
| 12561        | P     | 185/60R14 |    | 82 | H  | 4   | 44            | 1,047          | -   | 5.5       | 5.0-6.5  | 7.4                  | 22.8                    | 9.0                | 460        | A     | A     | Black    |       |
| 15139        | P     | 185/65R14 |    | 85 | T  | 4   | 44            | 1,124          | -   | 5.5       | 5.0-6.5  | 7.4                  | 23.5                    | 9.0                | 460        | A     | A     | Black    |       |
| 15399        |       | 185/70R14 |    | 88 | T  | 4   | 44            | 1,235          | -   | 5.5       | 4.5-6.0  | 7.4                  | 24.3                    | 9.0                | 460        | A     | A     | Black    |       |
| 12562        | P     | 195/60R14 |    | 85 | H  | 4   | 44            | 1,135          | -   | 6.0       | 5.5-7.0  | 7.9                  | 23.2                    | 9.0                | 460        | A     | A     | Black    |       |
| 15400        |       | 195/70R14 |    | 91 | T  | 4   | 44            | 1,356          | -   | 6.0       | 5.0-6.5  | 7.9                  | 24.8                    | 9.0                | 460        | A     | A     | Black    |       |
| 15403        |       | 195/75R14 |    | 92 | S  | 4   | 44            | 1,389          | -   | 5.5       | 5.0-6.5  | 7.7                  | 25.5                    | 9.0                | 460        | A     | A     | White    |       |
| 15404        |       | 205/75R14 |    | 95 | S  | 4   | 44            | 1,521          | -   | 5.5       | 5.0-7.0  | 8.0                  | 26.1                    | 9.0                | 460        | A     | A     | White    |       |
| 15401        |       | 215/70R14 |    | 96 | T  | 4   | 44            | 1,565          | -   | 6.5       | 5.5-7.0  | 8.7                  | 25.9                    | 9.0                | 460        | A     | A     | White    |       |
| 15130        |       | 175/65R15 |    | 84 | H  | 4   | 44            | 1,102          | -   | 5.0       | 5.0-6.0  | 7.0                  | 24.0                    | 9.0                | 460        | A     | A     | Black    |       |
| 15138        |       | 185/55R15 |    | 82 | H  | 4   | 51            | 1,047          | -   | 6.0       | 5.0-6.5  | 7.6                  | 23.0                    | 9.0                | 460        | A     | A     | Black    |       |
| 15134        |       | 185/60R15 |    | 84 | T  | 4   | 44            | 1,102          | -   | 5.5       | 5.0-6.5  | 7.4                  | 23.7                    | 9.0                | 460        | A     | A     | Black    |       |
| 14658        |       | 185/65R15 |    | 88 | H  | 4   | 44            | 1,235          | -   | 5.5       | 5.0-6.5  | 7.4                  | 24.4                    | 9.0                | 460        | A     | A     | Black    |       |
| 12558        | P     | 195/55R15 | XL | 87 | V  | 4   | 50            | 1,201          | -   | 6.0       | 5.5-7.0  | 7.9                  | 23.4                    | 9.0                | 460        | A     | A     | Black    |       |
| 15145        | P     | 195/60R15 |    | 87 | T  | 4   | 44            | 1,190          | -   | 6.0       | 5.5-7.0  | 7.9                  | 24.2                    | 9.0                | 460        | A     | A     | Black    |       |
| 15140        | P     | 195/65R15 |    | 89 | T  | 4   | 44            | 1,279          | -   | 6.0       | 5.5-7.0  | 7.9                  | 25.0                    | 10.0               | 460        | A     | A     | Black    |       |
| 12564        | P     | 205/60R15 |    | 90 | H  | 4   | 44            | 1,301          | -   | 6.0       | 5.5-7.5  | 8.2                  | 24.7                    | 9.0                | 460        | A     | A     | Black    |       |
| 15141        | P     | 205/65R15 |    | 92 | T  | 4   | 44            | 1,400          | -   | 6.0       | 5.5-7.5  | 8.2                  | 25.5                    | 9.0                | 460        | A     | A     | Black    |       |
| 14661        |       | 205/70R15 |    | 96 | T  | 4   | 44            | 1,565          | -   | 6.0       | 5.0-7.0  | 8.2                  | 26.3                    | 9.0                | 460        | A     | A     | Black    |       |

CONTINUED ON NEXT PAGE...



OFFICIAL TIRE OF THE  
ANAHEIM DUCKS SINCE 2021

"Nexen Tire is extremely excited to be a part of a championship NHL franchise like the Anaheim Ducks and their premier arena, the Honda Center... This partnership will help to elevate the Nexen Tire brand among more than a million NHL fans across Southern California, and when these fans enter the Honda Center arena during a Ducks game or other premier events, they'll know Nexen Tire has their back."

- Brian YoonSeok Han, CEO of Nexen Tire America, Inc.

### PERFORMANCE RATINGS







CONTINUED FROM PREVIOUS PAGE

| Product Code | P/ LT | Size      | XL | LI  | SR | PLY | Max Air (psi) | Max Load (lbs) |   | Rim       |          | Section Width (inch) | Overall Diameter (inch) | Tread Depth (/32") | UTQG       |       |       | Sidewall |
|--------------|-------|-----------|----|-----|----|-----|---------------|----------------|---|-----------|----------|----------------------|-------------------------|--------------------|------------|-------|-------|----------|
|              |       |           |    |     |    |     |               | S              | D | Measuring | Approved |                      |                         |                    | Tread-wear | Trac. | Temp. |          |
| 15405        |       | 205/75R15 |    | 97  | S  | 4   | 44            | 1,609          | - | 5.5       | 5.0-7.0  | 8.0                  | 27.1                    | 9.0                | 460        | A     | A     | White    |
| 15142        | P     | 215/65R15 |    | 95  | T  | 4   | 44            | 1,510          | - | 6.5       | 6.0-7.5  | 8.7                  | 26.0                    | 9.0                | 460        | A     | A     | Black    |
| 14662        |       | 215/70R15 |    | 98  | T  | 4   | 44            | 1,653          | - | 6.5       | 5.5-7.0  | 8.7                  | 26.9                    | 9.0                | 460        | A     | A     | Black    |
| 15406        |       | 215/75R15 |    | 100 | S  | 4   | 44            | 1,764          | - | 6.0       | 5.5-7.0  | 8.5                  | 27.7                    | 9.0                | 460        | A     | A     | White    |
| 15402        |       | 225/70R15 |    | 100 | T  | 4   | 44            | 1,764          | - | 6.5       | 6.0-7.5  | 9.0                  | 27.4                    | 9.0                | 460        | A     | A     | White    |
| 15407        |       | 225/75R15 |    | 102 | S  | 4   | 44            | 1,874          | - | 6.0       | 6.0-7.5  | 8.8                  | 28.3                    | 9.0                | 460        | A     | A     | White    |
| 15408        |       | 235/75R15 | XL | 109 | S  | 4   | 50            | 2,271          | - | 6.5       | 6.0-8.0  | 9.3                  | 28.9                    | 9.0                | 460        | A     | A     | White    |
| 15148        | P     | 205/55R16 |    | 89  | T  | 4   | 44            | 1,279          | - | 6.5       | 5.5-7.5  | 8.4                  | 24.9                    | 10.0               | 460        | A     | A     | Black    |
| 15146        | P     | 205/60R16 |    | 91  | T  | 4   | 44            | 1,356          | - | 6.0       | 5.5-7.5  | 8.2                  | 25.7                    | 9.0                | 460        | A     | A     | Black    |
| 15131        |       | 205/65R16 |    | 95  | T  | 4   | 44            | 1,521          | - | 6.0       | 5.5-7.5  | 8.2                  | 26.5                    | 9.0                | 460        | A     | A     | Black    |
| 15147        |       | 215/60R16 |    | 95  | T  | 4   | 44            | 1,521          | - | 6.5       | 6.0-7.5  | 8.7                  | 26.1                    | 9.0                | 460        | A     | A     | Black    |
| 15143        |       | 215/65R16 |    | 98  | T  | 4   | 44            | 1,653          | - | 6.5       | 6.0-7.5  | 8.7                  | 27.0                    | 9.0                | 460        | A     | A     | Black    |
| 15136        |       | 225/60R16 |    | 98  | T  | 4   | 44            | 1,653          | - | 6.5       | 6.0-8.0  | 9.0                  | 26.6                    | 9.0                | 460        | A     | A     | Black    |
| 15137        |       | 235/60R16 |    | 100 | T  | 4   | 44            | 1,764          | - | 7.0       | 6.5-8.5  | 9.4                  | 27.1                    | 9.0                | 460        | A     | A     | Black    |
| 15144        |       | 235/65R16 |    | 103 | T  | 4   | 44            | 1,929          | - | 7.0       | 6.5-8.5  | 9.4                  | 28.0                    | 9.0                | 460        | A     | A     | Black    |
| 15152        |       | 215/50R17 |    | 91  | H  | 4   | 51            | 1,356          | - | 7.0       | 6.0-7.5  | 8.9                  | 25.5                    | 9.0                | 460        | A     | A     | Black    |
| 15149        |       | 215/55R17 |    | 94  | H  | 4   | 51            | 1,477          | - | 7.0       | 6.0-7.5  | 8.9                  | 26.3                    | 9.0                | 460        | A     | A     | Black    |
| 13022        |       | 215/60R17 |    | 96  | T  | 4   | 44            | 1,565          | - | 6.5       | 6.0-7.5  | 8.7                  | 27.2                    | 9.0                | 460        | A     | A     | Black    |
| 15132        |       | 215/65R17 |    | 99  | T  | 4   | 44            | 1,709          | - | 6.5       | 6.0-7.5  | 8.7                  | 28.0                    | 9.0                | 460        | A     | A     | Black    |
| 15153        |       | 225/50R17 |    | 94  | T  | 4   | 51            | 1,477          | - | 7.0       | 6.0-8.0  | 9.2                  | 25.9                    | 9.0                | 460        | A     | A     | Black    |
| 15150        |       | 225/55R17 |    | 97  | T  | 4   | 36            | 1,609          | - | 7.0       | 6.0-8.0  | 9.2                  | 26.8                    | 9.0                | 460        | A     | A     | Black    |
| 15135        |       | 225/60R17 |    | 99  | T  | 4   | 44            | 1,709          | - | 6.5       | 6.0-8.0  | 9.0                  | 27.6                    | 9.0                | 460        | A     | A     | Black    |
| 15133        |       | 225/65R17 |    | 102 | T  | 4   | 44            | 1,874          | - | 6.5       | 6.0-8.0  | 9.0                  | 28.5                    | 9.0                | 460        | A     | A     | Black    |
| 15151        |       | 235/55R17 |    | 99  | H  | 4   | 51            | 1,709          | - | 7.5       | 6.5-8.5  | 9.6                  | 27.2                    | 9.0                | 460        | A     | A     | Black    |

Technical data can be changed without further notice.  
White: White Ribbon Type (0.6" width)

# SB-802



## STANDARD TOURING ALL SEASON

TREAD WEAR WARRANTY  
N/A

ROAD HAZARD WARRANTY  
N/A

ROADSIDE ASSISTANCE  
36 MONTHS

| Product Code | P/ LT | Size      | XL | LI | SR | PLY | Max Air (psi) | Max Load (lbs) |   | Rim       |          | Section Width (inch) | Overall Diameter (inch) | Tread Depth (/32") | UTQG       |       |       | Sidewall | OE |
|--------------|-------|-----------|----|----|----|-----|---------------|----------------|---|-----------|----------|----------------------|-------------------------|--------------------|------------|-------|-------|----------|----|
|              |       |           |    |    |    |     |               | S              | D | Measuring | Approved |                      |                         |                    | Tread-wear | Trac. | Temp. |          |    |
| 11766        |       | 165/80R15 |    | 87 | T  | 4   | 36            | 1,201          | - | 4.5       | 4.0-5.5  | 6.5                  | 25.4                    | 10.0               | 320        | A     | B     | Black    |    |

Technical data can be changed without further notice.

# ROADIAN HP



## STREET SPORT TRUCK ALL SEASON

The Roadian HP includes a V-shaped directional pattern design, which provides high-performance grip on any road surface. This tire also features a five random pitch variation design that reduces pattern noise, and wide and deep directional grooves to provide excellent drainage and braking performance, while the large shoulder blocks maximize cornering grip.

TREAD WEAR WARRANTY  
40,000 MILES

ROAD HAZARD WARRANTY  
FIRST 3/32" OR 2 YEARS

ROADSIDE ASSISTANCE  
36 MONTHS

| Product Code | P/ LT | Size      | XL | LI  | SR | PLY | Max Air (psi) | Max Load (lbs) |   | Rim       |           | Section Width (inch) | Overall Diameter (inch) | Tread Depth (/32") | UTQG       |       |       | Sidewall |
|--------------|-------|-----------|----|-----|----|-----|---------------|----------------|---|-----------|-----------|----------------------|-------------------------|--------------------|------------|-------|-------|----------|
|              |       |           |    |     |    |     |               | S              | D | Measuring | Approved  |                      |                         |                    | Tread-wear | Trac. | Temp. |          |
| 11006        |       | 255/60R17 |    | 106 | V  | 4   | 44            | 2,094          | - | 7.5       | 7.0-9.0   | 10.2                 | 29.1                    | 11.0               | 460        | A     | A     | Black    |
| 15451        |       | 265/60R17 |    | 108 | V  | 4   | 44            | 2,205          | - | 8.0       | 7.5-9.5   | 10.7                 | 29.5                    | 11.0               | 460        | A     | A     | Black    |
| 15453        |       | 275/60R17 |    | 110 | V  | 4   | 44            | 2,337          | - | 8.0       | 7.5-9.5   | 11.0                 | 30.0                    | 11.0               | 460        | A     | A     | Black    |
| 15608        |       | 265/60R18 |    | 110 | H  | 4   | 44            | 2,337          | - | 8.0       | 7.5-9.5   | 10.7                 | 30.5                    | 11.0               | 460        | A     | A     | Black    |
| 15455        |       | 285/60R18 |    | 116 | V  | 4   | 44            | 2,756          | - | 8.5       | 8.0-10.0  | 11.5                 | 31.5                    | 11.0               | 460        | A     | A     | Black    |
| 15467        |       | 255/50R20 | XL | 109 | V  | 4   | 50            | 2,271          | - | 8.0       | 7.0-9.0   | 10.4                 | 30.1                    | 11.0               | 460        | A     | A     | Black    |
| 15469        |       | 265/50R20 | XL | 111 | V  | 4   | 50            | 2,403          | - | 8.5       | 7.5-9.5   | 10.9                 | 30.5                    | 11.0               | 460        | A     | A     | Black    |
| 15470        |       | 275/40R20 | XL | 106 | V  | 4   | 50            | 2,094          | - | 9.5       | 9.0-11.0  | 10.9                 | 28.7                    | 11.0               | 460        | A     | A     | Black    |
| 15454        |       | 275/45R20 | XL | 110 | V  | 4   | 50            | 2,337          | - | 9.0       | 8.5-10.5  | 10.7                 | 29.8                    | 11.0               | 460        | A     | A     | Black    |
| 15471        |       | 275/55R20 | XL | 117 | V  | 4   | 50            | 2,833          | - | 8.5       | 7.5-9.5   | 11.2                 | 31.9                    | 11.0               | 460        | A     | A     | Black    |
| 15473        |       | 285/50R20 | XL | 116 | V  | 4   | 50            | 2,756          | - | 9.0       | 8.0-10.0  | 11.7                 | 31.3                    | 11.0               | 460        | A     | A     | Black    |
| 15463        |       | 295/40R20 |    | 106 | V  | 4   | 44            | 2,094          | - | 10.5      | 10.0-11.5 | 11.9                 | 29.3                    | 11.0               | 460        | A     | A     | Black    |
| 15459        |       | 295/45R20 | XL | 114 | V  | 4   | 50            | 2,601          | - | 10.0      | 9.5-11.0  | 11.7                 | 30.5                    | 11.0               | 460        | A     | A     | Black    |
| 15464        |       | 255/30R22 | XL | 95  | V  | 4   | 50            | 1,521          | - | 9.0       | 8.5-9.5   | 10.2                 | 28.1                    | 11.0               | 460        | A     | A     | Black    |
| 15456        |       | 265/35R22 | XL | 102 | V  | 4   | 50            | 1,874          | - | 9.5       | 9.0-10.5  | 10.7                 | 29.3                    | 11.0               | 460        | A     | A     | Black    |
| 15472        |       | 285/35R22 | XL | 106 | V  | 4   | 50            | 2,094          | - | 10.0      | 9.5-11.0  | 11.4                 | 29.9                    | 11.0               | 460        | A     | A     | Black    |
| 15466        |       | 285/45R22 | XL | 114 | V  | 4   | 50            | 2,601          | - | 9.5       | 9.0-10.5  | 11.2                 | 32.1                    | 11.0               | 460        | A     | A     | Black    |
| 15457        |       | 295/30R22 | XL | 103 | V  | 4   | 50            | 1,929          | - | 10.5      | 10.0-11.0 | 11.9                 | 29.0                    | 11.0               | 460        | A     | A     | Black    |
| 15460        |       | 305/40R22 | XL | 114 | V  | 4   | 50            | 2,601          | - | 11.0      | 10.0-12.0 | 12.3                 | 31.6                    | 11.0               | 460        | A     | A     | Black    |
| 15452        |       | 305/45R22 | XL | 118 | V  | 4   | 50            | 2,910          | - | 10.0      | 9.5-11.5  | 11.9                 | 32.8                    | 11.0               | 460        | A     | A     | Black    |
| 15474        |       | 295/35R24 | XL | 110 | V  | 4   | 50            | 2,337          | - | 10.5      | 10.0-11.5 | 11.9                 | 32.1                    | 11.0               | 460        | A     | A     | Black    |
| 15354        |       | 305/35R24 | XL | 112 | V  | 4   | 50            | 2,469          | - | 11.0      | 10.0-12.0 | 12.3                 | 32.4                    | 11.0               | 460        | A     | A     | Black    |

Technical data can be changed without further notice.

## PERFORMANCE RATINGS

BRAKING  
8

COMFORT  
7

FUEL EFFICIENCY  
8

HANDLING  
9

WEAR LIFE  
8





# ROADIAN GTX

**TOTAL  
COVERAGE  
WARRANTY**  
NEXEN TIRE



### CUV/SUV TOURING

The Roadian GTX delivers on every count. Crossovers and SUVs are more popular than ever, and their segment of the market is only increasing. Drivers count on their versatility and dependability, from cross-country road trips to trips to the store. They need a tire with a long tread life, all-season traction, the best mileage, and a comfortable ride. The Nexen Roadian GTX touring tire meets these needs and exceeds expectations.



**TREAD WEAR  
WARRANTY**  
70,000 MILES



**ROAD HAZARD  
WARRANTY**  
FIRST 3/32"  
OR 2 YEARS



**ROADSIDE  
ASSISTANCE**  
36 MONTHS



**FREE TRIAL**  
45 DAYS OR  
500 MILES

### OE FITMENT ON



| Product Code | P/ LT | Size      | XL | LI  | SR | PLY | Max Air (psi) | Max Load (lbs) |   | Rim       |          | Section Width (inch) | Overall Diameter (inch) | Tread Depth (/32") | UTQG       |       |       | Sidewall | OE           |
|--------------|-------|-----------|----|-----|----|-----|---------------|----------------|---|-----------|----------|----------------------|-------------------------|--------------------|------------|-------|-------|----------|--------------|
|              |       |           |    |     |    |     |               | S              | D | Measuring | Approved |                      |                         |                    | Tread-wear | Trac. | Temp. |          |              |
| 17051        |       | 225/60R17 |    | 99  | H  | 4   | 51            | 1,709          | - | 6.5       | 6.0-8.0  | 9.0                  | 27.6                    | 9.5                | 680        | A     | A     | Black    |              |
| 17060        |       | 225/65R17 |    | 102 | V  | 4   | 51            | 1,874          | - | 6.5       | 6.0-8.0  | 9.0                  | 28.5                    | 9.5                | 680        | A     | A     | Black    |              |
| 17054        |       | 235/60R17 |    | 102 | H  | 4   | 51            | 1,874          | - | 7.0       | 6.5-8.5  | 9.4                  | 28.1                    | 9.5                | 680        | A     | A     | Black    |              |
| 16581        |       | 235/65R17 |    | 104 | H  | 4   | 51            | 1,984          | - | 7.0       | 6.5-8.5  | 9.4                  | 29.1                    | 9.5                | 600        | A     | A     | Black    | Hyundai, Kia |
| 17136        |       | 235/65R17 |    | 104 | H  | 4   | 51            | 1,984          | - | 7.0       | 6.5-8.5  | 9.4                  | 29.1                    | 9.5                | 600        | A     | A     | Black    |              |
| 17061        |       | 245/65R17 |    | 107 | V  | 4   | 51            | 2,149          | - | 7.0       | 7.0-8.5  | 9.8                  | 29.5                    | 9.5                | 680        | A     | A     | Black    |              |
| 17052        |       | 225/60R18 | XL | 104 | H  | 4   | 50            | 1,984          | - | 6.5       | 6.0-8.0  | 9.0                  | 28.6                    | 9.5                | 680        | A     | A     | Black    |              |
| 17045        |       | 235/55R18 | XL | 104 | V  | 4   | 50            | 1,984          | - | 7.5       | 6.5-8.5  | 9.6                  | 28.1                    | 9.5                | 680        | A     | A     | Black    |              |
| 17142        | P     | 235/60R18 |    | 103 | H  | 4   | 51            | 1,929          | - | 7.0       | 6.5-8.5  | 9.4                  | 29.1                    | 9.5                | 600        | A     | A     | Black    |              |
| 10398        |       | 235/60R18 | XL | 107 | V  | 4   | 50            | 2,149          | - | 7.0       | 6.5-8.5  | 9.4                  | 29.1                    | 9.5                | 680        | A     | A     | Black    |              |
| 17571        |       | 235/65R18 |    | 106 | H  | 4   | 51            | 2,094          | - | 7.0       | 6.5-8.5  | 9.4                  | 30.0                    | 9.5                | 600        | A     | A     | Black    |              |
| 10408        |       | 235/65R18 |    | 106 | V  | 4   | 51            | 2,094          | - | 7.0       | 6.5-8.5  | 9.4                  | 30.0                    | 9.5                | 680        | A     | A     | Black    |              |
| 17055        |       | 245/60R18 |    | 105 | H  | 4   | 51            | 2,039          | - | 7.0       | 7.0-8.5  | 9.8                  | 29.6                    | 9.5                | 680        | A     | A     | Black    |              |
| 10416        |       | 245/60R18 |    | 105 | V  | 4   | 51            | 2,039          | - | 7.0       | 7.0-8.5  | 9.8                  | 29.6                    | 9.5                | 680        | A     | A     | Black    |              |
| 17048        |       | 255/55R18 | XL | 109 | V  | 4   | 51            | 2,271          | - | 8.0       | 7.0-9.0  | 10.4                 | 29.0                    | 9.5                | 680        | A     | A     | Black    |              |

CONTINUED ON NEXT PAGE ...

# ROADIAN GTX

CONTINUED FROM PREVIOUS PAGE

| Product Code | P/ LT | Size      | XL | LI  | SR | PLY | Max Air (psi) | Max Load (lbs) |   | Rim       |          | Section Width (inch) | Overall Diameter (inch) | Tread Depth (/32") | UTQG       |       |       | Sidewall | OE         |
|--------------|-------|-----------|----|-----|----|-----|---------------|----------------|---|-----------|----------|----------------------|-------------------------|--------------------|------------|-------|-------|----------|------------|
|              |       |           |    |     |    |     |               | S              | D | Measuring | Approved |                      |                         |                    | Tread-wear | Trac. | Temp. |          |            |
| 17056        |       | 255/60R18 |    | 108 | H  | 4   | 51            | 2,205          | - | 7.5       | 7.0-9.0  | 10.2                 | 30.0                    | 9.5                | 680        | A     | A     | Black    |            |
| 17062        |       | 255/65R18 |    | 111 | T  | 4   | 51            | 2,403          | - | 7.5       | 7.0-9.0  | 10.2                 | 31.1                    | 9.5                | 680        | A     | A     | Black    |            |
| 10400        |       | 255/65R18 |    | 111 | H  | 4   | 51            | 2,403          | - | 7.5       | 7.0-9.0  | 10.2                 | 31.1                    | 9.5                | 680        | A     | A     | Black    |            |
| 17057        |       | 265/60R18 |    | 110 | H  | 4   | 51            | 2,337          | - | 8.0       | 7.5-9.5  | 10.7                 | 30.5                    | 9.5                | 680        | A     | A     | Black    |            |
| 17043        |       | 225/55R19 | XL | 103 | V  | 4   | 50            | 1,929          | - | 7.0       | 6.0-8.0  | 9.2                  | 28.8                    | 9.5                | 680        | A     | A     | Black    |            |
| 17033        |       | 235/45R19 |    | 95  | H  | 4   | 51            | 1,521          | - | 8.0       | 7.5-9.0  | 9.3                  | 27.4                    | 9.5                | 680        | A     | A     | Black    |            |
| 17037        |       | 235/50R19 |    | 99  | H  | 4   | 51            | 1,709          | - | 7.5       | 6.5-8.5  | 9.6                  | 28.3                    | 9.5                | 680        | A     | A     | Black    |            |
| 10405        |       | 235/50R19 |    | 99  | V  | 4   | 51            | 1,709          | - | 7.5       | 6.5-8.5  | 9.6                  | 28.3                    | 9.5                | 680        | A     | A     | Black    |            |
| 16583        |       | 235/55R19 |    | 101 | H  | 4   | 51            | 1,819          | - | 7.5       | 6.5-8.5  | 9.6                  | 29.2                    | 9.5                | 600        | A     | A     | Black    |            |
| 10403        |       | 245/50R19 | XL | 105 | W  | XL  | 50            | 2,039          | - | 7.5       | 7.0-8.5  | 9.6                  | 28.6                    | 9.5                | 680        | A     | A     | Black    |            |
| 17047        |       | 245/55R19 |    | 103 | V  | 4   | 51            | 1,929          | - | 7.5       | 7.0-8.5  | 10.0                 | 29.6                    | 9.5                | 680        | A     | A     | Black    |            |
| 17407        |       | 255/50R19 | XL | 107 | H  | 4   | 50            | 2,149          | - | 8.0       | 7.0-9.0  | 10.4                 | 29.1                    | 9.5                | 680        | A     | A     | Black    |            |
| 17414        |       | 255/55R19 | XL | 111 | V  | 4   | 50            | 2,403          | - | 8.0       | 7.0-9.0  | 10.4                 | 30.0                    | 9.5                | 680        | A     | A     | Black    |            |
| 17566        |       | 255/60R19 |    | 109 | H  | 4   | 51            | 2,271          | - | 7.5       | 7.0-9.0  | 10.2                 | 31.1                    | 9.5                | 680        | A     | A     | Black    |            |
| 17413        |       | 275/55R19 |    | 111 | V  | 4   | 51            | 2,403          | - | 8.5       | 7.5-9.5  | 11.2                 | 30.9                    | 9.5                | 680        | A     | A     | Black    |            |
| 17046        |       | 235/55R20 |    | 102 | V  | 4   | 51            | 1,874          | - | 7.5       | 6.5-8.5  | 9.6                  | 30.2                    | 9.5                | 680        | A     | A     | Black    |            |
| 17038        |       | 245/50R20 |    | 102 | V  | 4   | 51            | 1,874          | - | 7.5       | 7.0-8.5  | 10.0                 | 29.7                    | 9.5                | 680        | A     | A     | Black    |            |
| 16640        | P     | 255/45R20 |    | 101 | W  | 4   | 51            | 1,819          | - | 8.5       | 8.0-9.5  | 10.0                 | 29.1                    | 9.5                | 600        | A     | A     | Black    | Mitsubishi |
| 17039        |       | 255/50R20 | XL | 109 | V  | 4   | 50            | 2,271          | - | 8.0       | 7.0-9.0  | 10.4                 | 30.1                    | 9.5                | 680        | A     | A     | Black    |            |
| 17049        |       | 255/55R20 |    | 107 | H  | 4   | 51            | 2,149          | - | 8.0       | 7.0-9.0  | 10.4                 | 31.0                    | 9.5                | 680        | A     | A     | Black    |            |
| 10406        |       | 255/55R20 | XL | 110 | V  | 4   | 50            | 2,337          | - | 8.0       | 7.0-9.0  | 10.4                 | 31.0                    | 9.5                | 680        | A     | A     | Black    |            |
| 17410        |       | 265/45R20 | XL | 108 | H  | 4   | 50            | 2,205          | - | 9.0       | 8.5-10.0 | 10.5                 | 29.4                    | 9.5                | 680        | A     | A     | Black    |            |
| 10404        |       | 265/45R20 | XL | 108 | V  | 4   | 50            | 2,205          | - | 9.0       | 8.5-10.0 | 10.5                 | 29.4                    | 9.5                | 680        | A     | A     | Black    |            |
| 17040        |       | 265/50R20 | XL | 111 | V  | 4   | 50            | 2,403          | - | 8.5       | 7.5-9.5  | 10.9                 | 30.5                    | 9.5                | 680        | A     | A     | Black    |            |
| 17406        |       | 275/40R20 | XL | 106 | W  | 4   | 50            | 2,094          | - | 9.5       | 9.0-11.0 | 10.9                 | 28.7                    | 9.5                | 680        | A     | A     | Black    |            |
| 17408        |       | 275/45R20 | XL | 110 | V  | 4   | 50            | 2,337          | - | 9.0       | 8.5-10.5 | 10.7                 | 29.8                    | 9.5                | 680        | A     | A     | Black    |            |
| 10407        |       | 275/50R20 | XL | 113 | W  | 4   | 50            | 2,535          | - | 8.5       | 7.5-9.5  | 10.8                 | 30.8                    | 9.5                | 680        | A     | A     | Black    |            |
| 17409        |       | 275/55R20 |    | 113 | H  | 4   | 51            | 2,535          | - | 8.5       | 7.5-9.5  | 11.2                 | 31.9                    | 9.5                | 680        | A     | A     | Black    |            |
| 10382        |       | 285/50R20 |    | 112 | V  | 4   | 51            | 2,469          | - | 9.0       | 8.0-10.0 | 11.2                 | 31.2                    | 9.5                | 680        | A     | A     | Black    |            |
| 10436        |       | 275/40R22 | XL | 108 | V  | 4   | 50            | 2,205          | - | 9.5       | 9.0-11.0 | 10.8                 | 30.7                    | 9.5                | 680        | A     | A     | Black    |            |
| 10383        |       | 275/50R22 |    | 111 | H  | 4   | 51            | 2,403          | - | 8.5       | 7.5-9.5  | 10.8                 | 32.8                    | 9.5                | 680        | A     | A     | Black    |            |
| 17412        |       | 285/45R22 | XL | 114 | H  | 4   | 50            | 2,601          | - | 9.5       | 9.0-10.5 | 11.2                 | 32.1                    | 9.5                | 680        | A     | A     | Black    |            |

### PERFORMANCE RATINGS



**BRAKING**  
8



**COMFORT**  
10



**FUEL EFFICIENCY**  
9



**HANDLING**  
10



**WEAR LIFE**  
10



**SNOW TRACTION**  
6



**OFFICIAL SPONSOR SINCE 2016**



THE ALL NEW

# ROADIAN HTX2

**TOTAL**  
COVERAGE  
**WARRANTY**  
NEXEN TIRE



### HIGHWAY TERRAIN

This is the new Nexen Roadian HTX2, the result of a long-inspired journey to create a high-mileage SUV and Light Truck tire that also delivers outstanding all-weather driving performance. Designed, engineered, and constructed with technical features only found in the Roadian HTX2, compromise is no longer a part of your tire buying equation.



**TREAD WEAR WARRANTY**  
70K MILES (P)  
50K MILES (LT)



**ROAD HAZARD WARRANTY**  
FIRST 3/32"  
OR 2 YEARS



**ROADSIDE ASSISTANCE**  
36 MONTHS



**FREE TRIAL**  
45 DAYS OR  
500 MILES

No Road Hazard & Mileage Warranty on commercial delivery van sizes (LT225/75R16 & 235/65R16C). Warranty limited to manufacture defects only.

| Product Code | P/ LT | Size      | XL | LI  | SR | PLY | Max Air (psi) | Max Load (lbs) |   | Rim       |          | Section Width (inch) | Overall Diameter (inch) | Tread Depth (/32") | UTQG       |       |       | Sidewall | FET |
|--------------|-------|-----------|----|-----|----|-----|---------------|----------------|---|-----------|----------|----------------------|-------------------------|--------------------|------------|-------|-------|----------|-----|
|              |       |           |    |     |    |     |               | S              | D | Measuring | Approved |                      |                         |                    | Tread-wear | Trac. | Temp. |          |     |
| 17990        |       | 225/70R16 |    | 103 | T  | 4   | 51            | 1,929          | - | 6.5       | 6.0-7.5  | 9.0                  | 28.4                    | 11.0               | 700        | A     | A     | White    |     |
| 17984        |       | 225/75R16 | XL | 108 | T  | 4   | 50            | 2,205          | - | 6.0       | 6.0-7.5  | 8.8                  | 29.3                    | 11.0               | 700        | A     | A     | White    |     |
| 17980        |       | 235/70R16 | XL | 109 | T  | 4   | 50            | 2,271          | - | 7.0       | 6.0-8.0  | 9.4                  | 29.0                    | 11.0               | 700        | A     | A     | White    |     |
| 17976        |       | 235/75R16 |    | 108 | T  | 4   | 51            | 2,205          | - | 6.5       | 6.0-8.0  | 9.3                  | 29.8                    | 11.0               | 700        | A     | A     | White    |     |
| 17977        |       | 245/70R16 |    | 107 | T  | 4   | 51            | 2,149          | - | 7.0       | 6.5-8.0  | 9.8                  | 29.5                    | 11.0               | 700        | A     | A     | White    |     |
| 17988        |       | 245/75R16 |    | 111 | T  | 4   | 51            | 2,403          | - | 7.0       | 6.5-8.0  | 9.8                  | 30.5                    | 11.0               | 700        | A     | A     | White    |     |
| 17993        |       | 255/65R16 |    | 109 | T  | 4   | 51            | 2,271          | - | 7.5       | 7.0-9.0  | 10.2                 | 29.1                    | 11.0               | 700        | A     | A     | White    |     |
| 17992        |       | 255/70R16 |    | 111 | T  | 4   | 51            | 2,403          | - | 7.5       | 6.5-8.5  | 10.2                 | 30.1                    | 11.0               | 700        | A     | A     | White    |     |
| 17989        |       | 265/70R16 |    | 112 | T  | 4   | 51            | 2,469          | - | 8.0       | 7.0-9.0  | 10.7                 | 30.6                    | 12.0               | 700        | A     | A     | White    |     |
| 17978        |       | 265/75R16 |    | 116 | T  | 4   | 51            | 2,756          | - | 7.5       | 7.0-9.0  | 10.5                 | 31.7                    | 12.0               | 700        | A     | A     | White    |     |
| 17970        |       | 225/65R17 |    | 102 | H  | 4   | 51            | 1,874          | - | 6.5       | 6.0-8.0  | 9.0                  | 28.5                    | 11.0               | 700        | A     | A     | Black    |     |
| 17960        |       | 235/65R17 |    | 104 | H  | 4   | 51            | 1,984          | - | 7.0       | 6.5-8.5  | 9.4                  | 29.1                    | 11.0               | 700        | A     | A     | Black    |     |
| 17982        |       | 245/65R17 |    | 107 | H  | 4   | 51            | 2,149          | - | 7.0       | 7.0-8.5  | 9.8                  | 29.5                    | 11.0               | 700        | A     | A     | White    |     |
| 17983        |       | 245/70R17 |    | 110 | T  | 4   | 51            | 2,337          | - | 7.0       | 6.5-8.0  | 9.8                  | 30.6                    | 11.0               | 700        | A     | A     | White    |     |
| 17991        |       | 255/65R17 |    | 110 | T  | 4   | 51            | 2,337          | - | 7.5       | 7.0-9.0  | 10.2                 | 30.1                    | 11.0               | 700        | A     | A     | White    |     |
| 17994        |       | 255/70R17 |    | 112 | T  | 4   | 51            | 2,469          | - | 7.5       | 6.5-8.5  | 10.2                 | 31.1                    | 11.0               | 700        | A     | A     | White    |     |

CONTINUED ON NEXT PAGE ...

# ROADIAN HTX2

CONTINUED FROM PREVIOUS PAGE

| Product Code | P/ LT | Size       | XL | LI      | SR | PLY | Max Air (psi) | Max Load (lbs) |       | Rim       |          | Section Width (inch) | Overall Diameter (inch) | Tread Depth (/32") | UTQG       |       |       | Sidewall | FET  |
|--------------|-------|------------|----|---------|----|-----|---------------|----------------|-------|-----------|----------|----------------------|-------------------------|--------------------|------------|-------|-------|----------|------|
|              |       |            |    |         |    |     |               | S              | D     | Measuring | Approved |                      |                         |                    | Tread-wear | Trac. | Temp. |          |      |
| 17987        |       | 265/65R17  |    | 112     | T  | 4   | 51            | 2,469          | -     | 8.0       | 7.5-9.5  | 10.7                 | 30.6                    | 12.0               | 700        | A     | A     | White    |      |
| 17103        |       | 265/70R17  |    | 115     | T  | 4   | 51            | 2,679          | -     | 8.0       | 7.0-9.0  | 10.7                 | 31.7                    | 12.0               | 700        | A     | A     | White    |      |
| 17955        |       | 235/60R18  |    | 103     | H  | 4   | 51            | 1,929          | -     | 7.0       | 6.5-8.5  | 9.4                  | 29.1                    | 11.0               | 700        | A     | A     | Black    |      |
| 17963        |       | 235/65R18  |    | 106     | H  | 4   | 51            | 2,094          | -     | 7.0       | 6.5-8.5  | 9.4                  | 30.0                    | 11.0               | 700        | A     | A     | Black    |      |
| 17966        |       | 245/60R18  |    | 105     | H  | 4   | 51            | 2,039          | -     | 7.0       | 7.0-8.5  | 9.8                  | 29.6                    | 11.0               | 700        | A     | A     | Black    |      |
| 17949        |       | 255/65R18  |    | 111     | T  | 4   | 51            | 2,403          | -     | 7.5       | 7.0-9.0  | 10.2                 | 31.1                    | 11.0               | 700        | A     | A     | Black    |      |
| 17975        |       | 255/70R18  |    | 113     | T  | 4   | 51            | 2,535          | -     | 7.5       | 6.5-8.5  | 10.2                 | 32.1                    | 11.0               | 700        | A     | A     | Black    |      |
| 17962        |       | 265/60R18  |    | 110     | H  | 4   | 51            | 2,337          | -     | 8.0       | 7.5-9.5  | 10.7                 | 30.5                    | 12.0               | 700        | A     | A     | Black    |      |
| 17967        |       | 265/65R18  |    | 114     | T  | 4   | 51            | 2,601          | -     | 8.0       | 7.5-9.5  | 10.7                 | 31.5                    | 12.0               | 700        | A     | A     | Black    |      |
| 17968        |       | 265/70R18  |    | 116     | T  | 4   | 51            | 2,756          | -     | 8.0       | 7.0-9.0  | 10.7                 | 32.6                    | 12.0               | 700        | A     | A     | Black    |      |
| 17972        |       | 275/65R18  |    | 116     | T  | 4   | 51            | 2,756          | -     | 8.0       | 7.5-9.5  | 11.0                 | 32.1                    | 12.0               | 700        | A     | A     | Black    |      |
| 17965        |       | 245/55R19  |    | 103     | T  | 4   | 51            | 1,929          | -     | 7.5       | 7.0-8.5  | 10.0                 | 29.6                    | 11.0               | 700        | A     | A     | Black    |      |
| 17956        |       | 255/60R19  |    | 109     | H  | 4   | 51            | 2,271          | -     | 7.5       | 7.0-9.0  | 10.2                 | 31.1                    | 11.0               | 700        | A     | A     | Black    |      |
| 17974        |       | 245/60R20  |    | 107     | H  | 4   | 51            | 2,149          | -     | 7.0       | 7.0-8.5  | 9.8                  | 31.6                    | 11.0               | 700        | A     | A     | Black    |      |
| 17948        |       | 255/50R20  |    | 105     | H  | 4   | 51            | 2,039          | -     | 8.0       | 7.0-9.0  | 10.4                 | 30.1                    | 11.0               | 700        | A     | A     | Black    |      |
| 17969        |       | 255/55R20  |    | 107     | H  | 4   | 51            | 2,149          | -     | 8.0       | 7.0-9.0  | 10.4                 | 31.0                    | 11.0               | 700        | A     | A     | Black    |      |
| 17950        |       | 265/50R20  |    | 107     | T  | 4   | 51            | 2,149          | -     | 8.5       | 7.5-9.5  | 10.9                 | 30.5                    | 12.0               | 700        | A     | A     | Black    |      |
| 17964        |       | 275/55R20  |    | 113     | H  | 4   | 51            | 2,535          | -     | 8.5       | 7.5-9.5  | 11.2                 | 31.9                    | 12.0               | 700        | A     | A     | Black    |      |
| 17957        |       | 275/60R20  |    | 115     | H  | 4   | 51            | 2,679          | -     | 8.0       | 7.5-9.5  | 11.0                 | 33.0                    | 12.0               | 700        | A     | A     | Black    |      |
| 17973        |       | 285/45R22  | XL | 114     | H  | 4   | 50            | 2,601          | -     | 9.5       | 9.0-10.5 | 11.2                 | 32.1                    | 11.0               | 700        | A     | A     | Black    |      |
| 17954        | LT    | 215/85R16  |    | 115/112 | R  | 10  | 80            | 2,680          | 2,470 | 6.0       | 5.5-7.0  | 8.5                  | 30.4                    | 14.5               | -          | -     | -     | Black    |      |
| 17417        | LT    | 225/75R16  |    | 115/112 | R  | 10  | 80            | 2,680          | 2,470 | 6.0       | 6.0-7.5  | 8.8                  | 29.3                    | 14.5               | -          | -     | -     | Black    |      |
| 18064        |       | 235/65R16C |    | 121/119 | R  | 10  | 83            | 3,197          | 2,998 | 7.0       | 6.5-7.5  | 9.4                  | 28.0                    | 12.5               | -          | -     | -     | Black    |      |
| 17958        | LT    | 235/85R16  |    | 120/116 | S  | 10  | 80            | 3,042          | 2,778 | 6.5       | 6.0-7.5  | 9.3                  | 31.7                    | 14.5               | -          | -     | -     | Black    |      |
| 17959        | LT    | 245/75R16  |    | 120/116 | S  | 10  | 80            | 3,042          | 2,778 | 7.0       | 6.5-8.0  | 9.8                  | 30.5                    | 14.5               | -          | -     | -     | Black    |      |
| 17981        | LT    | 265/75R16  |    | 123/120 | S  | 10  | 80            | 3,415          | 3,085 | 7.5       | 7.0-9.0  | 10.5                 | 31.7                    | 14.5               | -          | -     | -     | White    |      |
| 17971        | LT    | 235/80R17  |    | 120/117 | S  | 10  | 80            | 3,085          | 2,835 | 6.5       | 6.0-8.0  | 9.3                  | 31.8                    | 14.5               | -          | -     | -     | Black    |      |
| 17985        | LT    | 245/70R17  |    | 119/116 | S  | 10  | 80            | 3,000          | 2,755 | 7.0       | 6.5-8.0  | 9.8                  | 30.6                    | 14.5               | -          | -     | -     | White    |      |
| 17986        | LT    | 245/75R17  |    | 121/118 | S  | 10  | 80            | 3,195          | 2,910 | 7.0       | 6.5-8.0  | 9.8                  | 31.5                    | 14.5               | -          | -     | -     | White    |      |
| 18830        | LT    | 265/70R17  |    | 123/120 | S  | 10  | 80            | 3,415          | 3,085 | 8.0       | 7.0-9.0  | 10.7                 | 31.7                    | 14.5               | -          | -     | -     | White    |      |
| 17953        | LT    | 275/65R18  |    | 123/120 | S  | 10  | 80            | 3,415          | 3,085 | 8.0       | 8.0-9.5  | 11.0                 | 32.1                    | 14.5               | -          | -     | -     | Black    |      |
| 17951        | LT    | 275/70R18  |    | 125/122 | S  | 10  | 80            | 3,640          | 3,305 | 8.0       | 7.0-9.0  | 11.0                 | 33.2                    | 14.5               | -          | -     | -     | Black    | 1.32 |
| 17961        | LT    | 265/60R20  |    | 121/118 | S  | 10  | 80            | 3,195          | 2,910 | 8.0       | 8.0-9.5  | 10.7                 | 32.5                    | 14.5               | -          | -     | -     | Black    |      |
| 17947        | LT    | 275/65R20  |    | 126/123 | S  | 10  | 80            | 3,750          | 3,415 | 8.0       | 8.0-9.5  | 11.0                 | 34.1                    | 14.5               | -          | -     | -     | Black    | 2.36 |
| 17952        | LT    | 285/60R20  |    | 125/122 | S  | 10  | 80            | 3,640          | 3,305 | 8.5       | 8.5-10.0 | 11.5                 | 33.5                    | 14.5               | -          | -     | -     | Black    | 1.32 |

Technical data can be changed without further notice.

DUAL SIDEWALL OPTIONS ▾

WHITE SIDEWALL OPTION ▾



### PERFORMANCE RATINGS



BRAKING  
8



COMFORT  
9



FUEL EFFICIENCY  
8



HANDLING  
8



WEAR LIFE  
10



3 Peak Mountain Snowflake Certified



# ROADIAN HTX RH5

**TOTAL  
COVERAGE  
WARRANTY**  
NEKEN TIRE



## HIGHWAY TERRAIN

The Roadian HTX RH5 contains a four-channel groove design in forward direction to enhance drainage and hydroplaning performance on wet roads. The three- and four-division tread design improves grip while enhancing wear performance. The reinforced shoulder block design results in improved cornering and handling, while a center rib block design optimizes grip and steering performance.



**TREAD WEAR WARRANTY**  
65K MILES (P)  
40K MILES (LT)



**ROAD HAZARD WARRANTY**  
FIRST 3/32"  
OR 2 YEARS



**ROADSIDE ASSISTANCE**  
36 MONTHS



**FREE TRIAL**  
45 DAYS OR  
500 MILES

**OE FITMENT ON**



**Jeep**

| Product Code | P/ LT | Size      | XL | LI  | SR | PLY | Max Air (psi) | Max Load (lbs) |   | Rim       |          | Section Width (inch) | Overall Diameter (inch) | Tread Depth (/32") | UTQG       |       |       | Sidewall | OE |
|--------------|-------|-----------|----|-----|----|-----|---------------|----------------|---|-----------|----------|----------------------|-------------------------|--------------------|------------|-------|-------|----------|----|
|              |       |           |    |     |    |     |               | S              | D | Measuring | Approved |                      |                         |                    | Tread-wear | Trac. | Temp. |          |    |
| 13137        |       | 225/70R15 |    | 100 | S  | 4   | 51            | 1,764          | - | 6.5       | 6.0-7.5  | 9.0                  | 27.4                    | 12.0               | 640        | A     | A     | White    |    |
| 13138        |       | 235/70R15 |    | 103 | S  | 4   | 51            | 1,929          | - | 7.0       | 6.0-8.0  | 9.4                  | 28.0                    | 12.0               | 640        | A     | A     | White    |    |
| 13128        |       | 235/75R15 | XL | 109 | S  | 4   | 50            | 2,271          | - | 6.5       | 6.0-8.0  | 9.3                  | 28.9                    | 12.0               | 640        | A     | A     | White    |    |
| 13132        |       | 265/70R15 |    | 112 | S  | 4   | 51            | 2,469          | - | 8.0       | 7.0-9.0  | 10.7                 | 29.6                    | 12.0               | 640        | A     | A     | White    |    |
| 12692        |       | 225/70R16 |    | 103 | T  | 4   | 51            | 1,929          | - | 6.5       | 6.0-7.5  | 9.0                  | 28.4                    | 12.0               | 640        | A     | A     | White    |    |
| 13133        |       | 225/75R16 | XL | 108 | S  | 4   | 50            | 2,205          | - | 6.0       | 6.0-7.5  | 8.8                  | 29.3                    | 12.0               | 640        | A     | A     | White    |    |
| 11725        |       | 235/70R16 |    | 106 | T  | 4   | 51            | 2,094          | - | 7.0       | 6.0-8.0  | 9.4                  | 29.0                    | 12.0               | 640        | A     | A     | White    |    |
| 12694        |       | 235/75R16 |    | 108 | T  | 4   | 51            | 2,205          | - | 6.5       | 6.0-8.0  | 9.3                  | 29.8                    | 12.0               | 640        | A     | A     | White    |    |
| 14397        |       | 245/70R16 | RF | 111 | T  | 4   | 50            | 2,403          | - | 7.0       | 6.5-8.0  | 9.8                  | 29.5                    | 12.0               | 640        | A     | A     | White    |    |
| 13130        |       | 245/75R16 |    | 111 | S  | 4   | 51            | 2,403          | - | 7.0       | 6.5-8.0  | 9.8                  | 30.5                    | 12.0               | 640        | A     | A     | White    |    |
| 12695        |       | 255/65R16 |    | 109 | H  | 4   | 51            | 2,271          | - | 7.5       | 7.0-9.0  | 10.2                 | 29.1                    | 12.0               | 640        | A     | A     | White    |    |
| 11714        |       | 255/70R16 |    | 111 | S  | 4   | 51            | 2,403          | - | 7.5       | 6.5-8.5  | 10.2                 | 30.1                    | 12.0               | 640        | A     | A     | White    |    |
| 11716        |       | 265/70R16 |    | 112 | S  | 4   | 51            | 2,469          | - | 8.0       | 7.0-9.0  | 10.7                 | 30.6                    | 12.0               | 640        | A     | A     | White    |    |
| 13127        |       | 265/75R16 |    | 116 | T  | 4   | 51            | 2,756          | - | 7.5       | 7.0-9.0  | 10.5                 | 31.7                    | 12.0               | 640        | A     | A     | White    |    |
| 13970        |       | 275/70R16 |    | 114 | S  | 4   | 51            | 2,601          | - | 8.0       | 7.0-9.0  | 11.0                 | 31.2                    | 12.0               | 640        | A     | A     | Black    |    |

CONTINUED ON NEXT PAGE ...

# ROADIAN HTX RH5

CONTINUED FROM PREVIOUS PAGE

| Product Code | P/ LT | Size        | XL | LI      | SR | PLY | Max Air (psi) | Max Load (lbs) |       | Rim       |          | Section Width (inch) | Overall Diameter (inch) | Tread Depth (/32") | UTQG       |       |       | Sidewall | MSRP | OE |
|--------------|-------|-------------|----|---------|----|-----|---------------|----------------|-------|-----------|----------|----------------------|-------------------------|--------------------|------------|-------|-------|----------|------|----|
|              |       |             |    |         |    |     |               | S              | D     | Measuring | Approved |                      |                         |                    | Tread-wear | Trac. | Temp. |          |      |    |
| 13131        |       | 225/65R17   |    | 102     | H  | 4   | 51            | 1,874          | -     | 6.5       | 6.0-8.0  | 9.0                  | 28.5                    | 11.0               | 640        | A     | A     | Black    |      |    |
| 14399        |       | 235/65R17   | RF | 108     | H  | 4   | 50            | 2,205          | -     | 7.0       | 6.5-8.5  | 9.4                  | 29.1                    | 11.0               | 640        | A     | A     | Black    |      |    |
| 13142        |       | 235/70R17   | XL | 111     | T  | 4   | 50            | 2,403          | -     | 7.0       | 6.0-8.0  | 9.4                  | 30.0                    | 12.0               | 640        | A     | A     | White    |      |    |
| 14396        |       | 245/65R17   | RF | 111     | H  | 4   | 50            | 2,403          | -     | 7.0       | 7.0-8.5  | 9.8                  | 29.5                    | 11.0               | 640        | A     | A     | White    |      |    |
| 11729        |       | 245/70R17   |    | 110     | T  | 4   | 51            | 2,337          | -     | 7.0       | 6.5-8.0  | 9.8                  | 30.6                    | 12.0               | 640        | A     | A     | White    |      |    |
| 13143        |       | 255/65R17   |    | 110     | S  | 4   | 51            | 2,337          | -     | 7.5       | 7.0-9.0  | 10.2                 | 30.1                    | 12.0               | 640        | A     | A     | White    |      |    |
| 11740        |       | 255/70R17   |    | 112     | T  | 4   | 51            | 2,469          | -     | 7.5       | 6.5-8.5  | 10.2                 | 31.1                    | 12.0               | 640        | A     | A     | White    |      |    |
| 13141        |       | 265/65R17   |    | 112     | H  | 4   | 51            | 2,469          | -     | 8.0       | 7.5-9.5  | 10.7                 | 30.6                    | 12.0               | 640        | A     | A     | Black    |      |    |
| 11730        |       | 265/70R17   |    | 115     | T  | 4   | 51            | 2,679          | -     | 8.0       | 7.0-9.0  | 10.7                 | 31.7                    | 12.0               | 640        | A     | A     | White    |      |    |
| 13136        |       | 235/60R18   |    | 103     | V  | 4   | 51            | 1,929          | -     | 7.0       | 6.5-8.5  | 9.4                  | 29.1                    | 11.0               | 640        | A     | A     | Black    |      |    |
| 14398        |       | 235/65R18   | RF | 110     | H  | 4   | 50            | 2,337          | -     | 7.0       | 6.5-8.5  | 9.4                  | 30.0                    | 11.0               | 640        | A     | A     | Black    |      |    |
| 13140        |       | 245/60R18   |    | 105     | H  | 4   | 51            | 2,039          | -     | 7.0       | 7.0-8.5  | 9.8                  | 29.6                    | 11.0               | 640        | A     | A     | Black    |      |    |
| 12696        |       | 255/65R18   |    | 111     | T  | 4   | 51            | 2,403          | -     | 7.5       | 7.0-9.0  | 10.2                 | 31.1                    | 12.0               | 640        | A     | A     | Black    |      |    |
| 13134        |       | 255/70R18   |    | 113     | T  | 4   | 51            | 2,535          | -     | 7.5       | 6.5-8.5  | 10.2                 | 32.1                    | 12.0               | 640        | A     | A     | Black    |      |    |
| 13147        |       | 265/60R18   |    | 110     | H  | 4   | 51            | 2,337          | -     | 8.0       | 7.5-9.5  | 10.7                 | 30.5                    | 12.0               | 640        | A     | A     | Black    |      |    |
| 13139        |       | 265/65R18   |    | 114     | S  | 4   | 51            | 2,601          | -     | 8.0       | 7.5-9.5  | 10.7                 | 31.5                    | 12.0               | 640        | A     | A     | Black    |      |    |
| 13670        |       | 265/70R18   |    | 116     | S  | 4   | 51            | 2,756          | -     | 8.0       | 7.0-9.0  | 10.7                 | 32.6                    | 12.0               | 640        | A     | A     | Black    |      |    |
| 11720        |       | 275/65R18   |    | 116     | T  | 4   | 51            | 2,756          | -     | 8.0       | 7.5-9.5  | 11.0                 | 32.1                    | 12.0               | 640        | A     | A     | Black    |      |    |
| 14327        |       | 255/60R19   |    | 109     | H  | 4   | 51            | 2,271          | -     | 7.5       | 7.0-9.0  | 10.2                 | 31.1                    | 12.0               | 640        | A     | A     | Black    |      |    |
| 15115        |       | 245/60R20   |    | 107     | H  | 4   | 51            | 2,149          | -     | 7.0       | 7.0-8.5  | 9.8                  | 31.5                    | 11.0               | 640        | A     | A     | Black    |      |    |
| 15278        |       | 275/55R20   |    | 113     | T  | 4   | 51            | 2,535          | -     | 8.5       | 7.5-9.5  | 11.2                 | 31.9                    | 10.5               | 640        | A     | A     | Black    | Ram  |    |
| 13144        |       | 275/60R20   |    | 115     | S  | 4   | 51            | 2,679          | -     | 8.0       | 7.5-9.5  | 11.0                 | 33.0                    | 12.0               | 640        | A     | A     | Black    |      |    |
| 16039        |       | 285/45R22   | XL | 114     | H  | 4   | 50            | 2,601          | -     | 9.5       | 9.0-10.5 | 11.2                 | 32.1                    | 11.0               | 640        | A     | A     | Black    |      |    |
| 11857        | LT    | 215/85R16   |    | 115/112 | Q  | 10  | 80            | 2,680          | 2,470 | 6.0       | 5.5-7.0  | 8.5                  | 30.4                    | 13.0               | -          | -     | -     | Black    |      |    |
| 12685        | LT    | 225/75R16   |    | 115/112 | Q  | 10  | 80            | 2,680          | 2,470 | 6.0       | 6.0-7.0  | 8.8                  | 29.3                    | 13.0               | -          | -     | -     | Black    |      |    |
| 11859        | LT    | 235/85R16   |    | 120/116 | Q  | 10  | 80            | 3,042          | 2,778 | 6.5       | 6.0-7.5  | 9.3                  | 31.7                    | 13.0               | -          | -     | -     | Black    |      |    |
| 11851        | LT    | 245/75R16   |    | 120/116 | Q  | 10  | 80            | 3,042          | 2,778 | 7.0       | 6.5-7.5  | 9.8                  | 30.5                    | 13.0               | -          | -     | -     | Black    |      |    |
| 11854        | LT    | 265/75R16   |    | 123/120 | Q  | 10  | 80            | 3,415          | 3,085 | 7.5       | 7.0-8.0  | 10.5                 | 31.7                    | 13.0               | -          | -     | -     | White    |      |    |
| 13353        | LT    | 235/80R17   |    | 120/117 | R  | 10  | 80            | 3,085          | 2,835 | 6.5       | 6.0-7.5  | 9.3                  | 31.8                    | 15.0               | -          | -     | -     | Black    | Ram  |    |
| 11855        | LT    | 245/75R17   |    | 121/118 | S  | 10  | 80            | 3,195          | 2,910 | 7.0       | 6.5-7.5  | 9.8                  | 31.5                    | 13.0               | -          | -     | -     | Black    |      |    |
| 12812        | LT    | 265/70R17   |    | 121/118 | R  | 10  | 80            | 3,195          | 2,910 | 8.0       | 7.0-8.5  | 10.7                 | 31.7                    | 13.0               | -          | -     | -     | White    |      |    |
| 15116        | LT    | 275/65R18   |    | 123/120 | S  | 10  | 80            | 3,415          | 3,085 | 8.0       | 7.5-9.0  | 11.0                 | 32.1                    | 13.5               | -          | -     | -     | White    |      |    |
| 14007        | LT    | 31X10.50R15 |    | 109     | S  | 6   | 50            | 2,270          | -     | 8.5       | 7.0-9.0  | 10.6                 | 30.5                    | 13.5               | -          | -     | -     | Black    |      |    |

Technical data can be changed without further notice. For more detailed OE application information, please refer to "Original Equipment 2022" page.

## PERFORMANCE RATINGS



**BRAKING**  
8



**COMFORT**  
9



**FUEL EFFICIENCY**  
8



**HANDLING**  
8



**WEAR LIFE**  
9





THE ALL NEW

# ROADIAN ATX

**TOTAL**  
COVERAGE  
WARRANTY  
NEXEN TIRE



### ALL-TERRAIN

The new Roadian ATX features excellent construction and material advancements that grip wet or dry. New tread technology provides a better grip as it wears, and sidewall lugs and deep grooves produce outstanding handling and control off-road and on-road. Mount a set on your light truck or SUV to experience Nexen's unwavering commitment to do it all, and do it well. Dry or wet, muddy and slippery...go where you want in confidence with the Nexen Roadian ATX.



**TREAD WEAR WARRANTY**  
65K MILES (P)  
60K MILES (LT)



**ROAD HAZARD WARRANTY**  
FIRST 3/32"  
OR 2 YEARS



**ROADSIDE ASSISTANCE**  
36 MONTHS



**FREE TRIAL**  
45 DAYS OR  
500 MILES

| Product Code | P/ LT | Size      | XL | LI  | SR | PLY | Max Air (psi) | Max Load (lbs) |   | Rim       |          | Section Width (inch) | Overall Diameter (inch) | Tread Depth (/32") | UTQG       |       |       | Sidewall | FET |
|--------------|-------|-----------|----|-----|----|-----|---------------|----------------|---|-----------|----------|----------------------|-------------------------|--------------------|------------|-------|-------|----------|-----|
|              |       |           |    |     |    |     |               | S              | D | Measuring | Approved |                      |                         |                    | Tread-wear | Trac. | Temp. |          |     |
| 18788        |       | 235/75R15 | XL | 109 | T  | 4   | 50            | 2,271          | - | 6.5       | 6.0-8.0  | 9.3                  | 28.9                    | 12.5               | 600        | A     | B     | Black    |     |
| 18783        |       | 245/75R16 |    | 111 | T  | 4   | 51            | 2,403          | - | 7.0       | 6.5-8.0  | 9.8                  | 30.5                    | 12.5               | 600        | A     | B     | Black    |     |
| 18785        |       | 265/70R16 |    | 112 | T  | 4   | 51            | 2,469          | - | 8.0       | 7.0-9.0  | 10.7                 | 30.6                    | 12.5               | 600        | A     | B     | Black    |     |
| 18784        |       | 265/75R16 |    | 116 | T  | 4   | 51            | 2,756          | - | 7.5       | 7.0-9.0  | 10.5                 | 31.7                    | 12.5               | 600        | A     | B     | Black    |     |
| 18771        |       | 235/75R17 |    | 109 | T  | 4   | 51            | 2,271          | - | 6.5       | 6.0-8.0  | 9.3                  | 30.9                    | 12.5               | 600        | A     | B     | Black    |     |
| 18776        |       | 245/65R17 | XL | 111 | T  | 4   | 50            | 2,403          | - | 7.0       | 7.0-8.5  | 9.8                  | 29.5                    | 12.5               | 600        | A     | B     | Black    |     |
| 18764        |       | 245/70R17 |    | 110 | T  | 4   | 51            | 2,337          | - | 7.0       | 6.5-8.0  | 9.8                  | 30.6                    | 12.5               | 600        | A     | B     | Black    |     |
| 18768        |       | 255/65R17 |    | 110 | T  | 4   | 51            | 2,337          | - | 7.5       | 7.0-9.0  | 10.2                 | 30.1                    | 12.5               | 600        | A     | B     | Black    |     |
| 18769        |       | 255/70R17 |    | 112 | T  | 4   | 51            | 2,469          | - | 7.5       | 6.5-8.5  | 10.2                 | 31.1                    | 12.5               | 600        | A     | B     | Black    |     |
| 18763        |       | 255/75R17 |    | 115 | T  | 4   | 51            | 2,679          | - | 7.0       | 6.5-8.5  | 10.0                 | 32.0                    | 12.5               | 600        | A     | B     | Black    |     |
| 18765        |       | 265/65R17 | XL | 116 | T  | 4   | 50            | 2,756          | - | 8.0       | 7.5-9.5  | 10.7                 | 30.6                    | 12.5               | 600        | A     | B     | Black    |     |
| 17609        |       | 265/70R17 |    | 115 | T  | 4   | 51            | 2,679          | - | 8.0       | 7.0-9.0  | 10.7                 | 31.7                    | 12.5               | 600        | A     | B     | Black    |     |
| 18760        | P     | 285/70R17 |    | 117 | T  | 4   | 51            | 2,833          | - | 8.5       | 7.5-9.5  | 11.5                 | 32.8                    | 12.5               | 600        | A     | B     | Black    |     |
| 18757        |       | 255/70R18 |    | 113 | T  | 4   | 51            | 2,535          | - | 7.5       | 6.5-8.5  | 10.2                 | 32.1                    | 12.5               | 600        | A     | B     | Black    |     |
| 18756        |       | 265/60R18 |    | 110 | T  | 4   | 51            | 2,337          | - | 8.0       | 7.5-9.5  | 10.7                 | 30.5                    | 12.5               | 600        | A     | B     | Black    |     |
| 18755        |       | 265/65R18 |    | 114 | T  | 4   | 51            | 2,601          | - | 8.0       | 7.5-9.5  | 10.7                 | 31.5                    | 12.5               | 600        | A     | B     | Black    |     |
| 18750        |       | 265/70R18 |    | 116 | T  | 4   | 51            | 2,756          | - | 8.0       | 7.0-9.0  | 10.7                 | 32.6                    | 12.5               | 600        | A     | B     | Black    |     |
| 18748        |       | 275/65R18 |    | 116 | T  | 4   | 51            | 2,756          | - | 8.0       | 7.5-9.5  | 11.0                 | 32.1                    | 12.5               | 600        | A     | B     | Black    |     |

CONTINUED ON NEXT PAGE ...

# ROADIAN ATX

CONTINUED FROM PREVIOUS PAGE

| Product Code | P/ LT | Size        | XL | LI      | SR | PLY | Max Air (psi) | Max Load (lbs) |       | Rim       |          | Section Width (inch) | Overall Diameter (inch) | Tread Depth (/32") | UTQG       |       |       | Sidewall | FET  |
|--------------|-------|-------------|----|---------|----|-----|---------------|----------------|-------|-----------|----------|----------------------|-------------------------|--------------------|------------|-------|-------|----------|------|
|              |       |             |    |         |    |     |               | S              | D     | Measuring | Approved |                      |                         |                    | Tread-wear | Trac. | Temp. |          |      |
| 18732        |       | 245/60R20   |    | 107     | H  | 4   | 51            | 2,149          | -     | 7.0       | 7.0-8.5  | 9.8                  | 31.6                    | 12.5               | 600        | A     | B     | Black    |      |
| 18747        |       | 265/50R20   | XL | 111     | T  | 4   | 50            | 2,403          | -     | 8.5       | 7.5-9.5  | 10.9                 | 30.5                    | 12.5               | 600        | A     | B     | Black    |      |
| 18730        |       | 275/55R20   | XL | 117     | T  | 4   | 50            | 2,833          | -     | 8.5       | 7.5-9.5  | 11.2                 | 31.9                    | 12.5               | 600        | A     | B     | Black    |      |
| 18736        |       | 275/60R20   |    | 115     | T  | 4   | 51            | 2,679          | -     | 8.0       | 7.5-9.5  | 11.0                 | 33.0                    | 12.5               | 600        | A     | B     | Black    |      |
| 18737        |       | 275/50R22   |    | 111     | H  | 4   | 51            | 2,403          | -     | 8.5       | 7.5-9.5  | 11.2                 | 32.9                    | 12.5               | 600        | A     | B     | Black    |      |
| 18735        |       | 285/45R22   | XL | 114     | H  | 4   | 50            | 2,601          | -     | 9.5       | 9.0-10.5 | 11.2                 | 32.1                    | 12.0               | 600        | A     | B     | Black    |      |
| 18746        |       | 305/45R22   | XL | 118     | H  | 4   | 50            | 2,910          | -     | 10.0      | 9.5-11.5 | 11.9                 | 32.8                    | 12.0               | 600        | A     | B     | Black    |      |
| 12500        | LT    | 235/75R15   |    | 104/101 | S  | 6   | 50            | 1,985          | 1,820 | 6.5       | 6.0-8.0  | 9.3                  | 28.9                    | 16.0               | -          | -     | -     | Black    |      |
| 18777        | LT    | 225/75R16   |    | 115/112 | S  | 10  | 80            | 2,680          | 2,470 | 6.0       | 6.0-7.5  | 8.8                  | 29.3                    | 16.0               | -          | -     | -     | Black    |      |
| 18786        | LT    | 235/85R16   |    | 120/116 | S  | 10  | 80            | 3,042          | 2,778 | 6.5       | 6.5-7.5  | 9.3                  | 31.7                    | 16.0               | -          | -     | -     | Black    |      |
| 18782        | LT    | 245/75R16   |    | 120/116 | S  | 10  | 80            | 3,042          | 2,778 | 7.0       | 6.5-8.0  | 9.8                  | 30.5                    | 16.0               | -          | -     | -     | Black    |      |
| 18780        | LT    | 265/70R16   |    | 121/118 | S  | 10  | 80            | 3,195          | 2,910 | 8.0       | 7.0-9.0  | 10.7                 | 30.6                    | 16.0               | -          | -     | -     | Black    |      |
| 18789        | LT    | 265/75R16   |    | 123/120 | S  | 10  | 80            | 3,415          | 3,085 | 7.5       | 7.0-9.0  | 10.5                 | 31.7                    | 16.0               | -          | -     | -     | Black    |      |
| 18790        | LT    | 285/75R16   |    | 126/123 | S  | 10  | 80            | 3,750          | 3,415 | 8.0       | 7.5-9.5  | 11.3                 | 32.8                    | 16.0               | -          | -     | -     | Black    | 2.36 |
| 18774        | LT    | 235/80R17   |    | 120/117 | S  | 10  | 80            | 3,085          | 2,835 | 6.5       | 6.0-8.0  | 9.3                  | 31.8                    | 16.0               | -          | -     | -     | Black    |      |
| 18762        | LT    | 245/70R17   |    | 119/116 | S  | 10  | 80            | 3,000          | 2,755 | 7.0       | 6.5-8.0  | 9.8                  | 30.6                    | 16.0               | -          | -     | -     | Black    |      |
| 18770        | LT    | 245/75R17   |    | 121/118 | S  | 10  | 80            | 3,195          | 2,910 | 7.0       | 6.5-8.0  | 9.8                  | 31.5                    | 16.0               | -          | -     | -     | Black    |      |
| 18773        | LT    | 265/70R17   |    | 123/120 | S  | 10  | 80            | 3,415          | 3,085 | 8.0       | 7.0-9.0  | 10.7                 | 31.7                    | 16.0               | -          | -     | -     | Black    |      |
| 18775        | LT    | 275/70R17   |    | 124/121 | S  | 10  | 80            | 3,525          | 3,195 | 8.0       | 7.0-9.0  | 11.0                 | 32.2                    | 16.0               | -          | -     | -     | Black    | 0.24 |
| 18767        | LT    | 285/70R17   |    | 126/123 | S  | 10  | 80            | 3,750          | 3,415 | 8.5       | 7.0-9.5  | 11.5                 | 32.8                    | 16.0               | -          | -     | -     | Black    | 2.36 |
| 18772        | LT    | 285/75R17   |    | 128/125 | S  | 10  | 80            | 3,970          | 3,640 | 8.0       | 7.5-9.5  | 11.3                 | 33.9                    | 16.0               | -          | -     | -     | Black    | 4.44 |
| 18766        | LT    | 315/70R17   |    | 126/123 | S  | 10  | 65            | 3,750          | 3,415 | 9.5       | 8.0-10.5 | 12.7                 | 34.4                    | 16.0               | -          | -     | -     | Black    | 2.36 |
| 18758        | LT    | 265/65R18   |    | 122/119 | S  | 10  | 80            | 3,305          | 3,000 | 8.0       | 8.0-9.5  | 10.7                 | 31.5                    | 16.0               | -          | -     | -     | Black    |      |
| 18752        | LT    | 265/70R18   |    | 124/121 | S  | 10  | 80            | 3,525          | 3,195 | 8.0       | 7.0-9.0  | 10.7                 | 32.6                    | 16.0               | -          | -     | -     | Black    | 0.24 |
| 18751        | LT    | 275/65R18   |    | 123/120 | S  | 10  | 80            | 3,415          | 3,085 | 8.0       | 8.0-9.5  | 11.0                 | 32.1                    | 16.0               | -          | -     | -     | Black    |      |
| 18930        | LT    | 275/70R18   |    | 125/122 | S  | 10  | 80            | 3,640          | 3,305 | 8.0       | 7.0-9.0  | 11.0                 | 33.2                    | 16.0               | -          | -     | -     | Black    | 1.32 |
| 18753        | LT    | 285/65R18   |    | 125/122 | S  | 10  | 80            | 3,640          | 3,305 | 8.5       | 8.5-10.0 | 11.5                 | 32.6                    | 16.0               | -          | -     | -     | Black    | 1.32 |
| 18749        | LT    | 285/75R18   |    | 129/126 | S  | 10  | 80            | 4,080          | 3,750 | 8.0       | 7.5-9.5  | 11.3                 | 34.8                    | 16.0               | -          | -     | -     | Black    | 5.48 |
| 18754        | LT    | 295/70R18   |    | 129/126 | S  | 10  | 80            | 4,080          | 3,750 | 8.5       | 7.5-10.0 | 11.8                 | 34.3                    | 16.0               | -          | -     | -     | Black    | 5.48 |
| 18738        | LT    | 265/60R20   |    | 121/118 | S  | 10  | 80            | 3,195          | 2,910 | 8.0       | 8.0-9.5  | 10.7                 | 32.5                    | 16.0               | -          | -     | -     | Black    |      |
| 18745        | LT    | 275/55R20   |    | 120/117 | S  | 10  | 80            | 3,085          | 2,835 | 8.5       | 8.0-9.5  | 11.2                 | 31.9                    | 16.0               | -          | -     | -     | Black    |      |
| 18734        | LT    | 275/60R20   |    | 123/120 | S  | 10  | 80            | 3,415          | 3,085 | 8.0       | 8.0-9.5  | 11.0                 | 33.0                    | 16.0               | -          | -     | -     | Black    |      |
| 18740        | LT    | 275/65R20   |    | 126/123 | S  | 10  | 80            | 3,750          | 3,415 | 8.0       | 8.0-9.5  | 11.0                 | 34.1                    | 16.0               | -          | -     | -     | Black    | 2.36 |
| 18739        | LT    | 285/55R20   |    | 122/119 | S  | 10  | 80            | 3,305          | 3,000 | 9.0       | 8.5-10.5 | 11.7                 | 32.4                    | 16.0               | -          | -     | -     | Black    |      |
| 18743        | LT    | 285/60R20   |    | 125/122 | S  | 10  | 80            | 3,640          | 3,305 | 8.5       | 8.5-10.0 | 11.5                 | 33.5                    | 16.0               | -          | -     | -     | Black    | 1.32 |
| 18741        | LT    | 305/55R20   |    | 125/122 | S  | 12  | 80            | 3,640          | 3,305 | 9.5       | 9.0-11.0 | 12.4                 | 33.2                    | 16.0               | -          | -     | -     | Black    | 1.32 |
| 18787        | LT    | 30X9.50R15  |    | 104     | S  | 6   | 50            | 1,985          | -     | 7.5       | 6.0-8.0  | 9.4                  | 29.5                    | 16.0               | -          | -     | -     | Black    |      |
| 18778        | LT    | 31X10.50R15 |    | 109     | S  | 6   | 50            | 2,270          | -     | 8.5       | 7.0-9.0  | 10.6                 | 30.5                    | 16.0               | -          | -     | -     | Black    |      |
| 18781        | LT    | 33X12.50R15 |    | 108     | S  | 6   | 35            | 2,205          | -     | 10.0      | 8.0-10.5 | 12.5                 | 32.5                    | 16.0               | -          | -     | -     | Black    |      |
| 18761        | LT    | 35X12.50R17 |    | 128     | S  | 12  | 80            | 3,970          | -     | 10.0      | 8.0-10.5 | 12.5                 | 34.5                    | 16.0               | -          | -     | -     | Black    | 4.44 |
| 18759        | LT    | 35X12.50R18 |    | 128     | S  | 12  | 80            | 3,970          | -     | 10.0      | 8.5-11.0 | 12.5                 | 34.5                    | 16.0               | -          | -     | -     | Black    | 4.44 |
| 18733        | LT    | 33X12.50R20 |    | 119     | S  | 12  | 80            | 3,000          | -     | 10.0      | 8.5-11.0 | 12.5                 | 32.5                    | 16.0               | -          | -     | -     | Black    |      |
| 18742        | LT    | 35X12.50R20 |    | 125     | S  | 12  | 80            | 3,640          | -     | 10.0      | 8.5-11.0 | 12.5                 | 34.5                    | 16.0               | -          | -     | -     | Black    | 1.32 |
| 18744        | LT    | 33X12.50R22 |    | 114     | S  | 12  | 80            | 2,600          | -     | 10.0      | 8.0-11.0 | 12.5                 | 32.5                    | 16.0               | -          | -     | -     | Black    |      |
| 18731        | LT    | 35X12.50R22 |    | 121     | S  | 12  | 80            | 3,195          | -     | 10.0      | 8.5-11.0 | 12.5                 | 34.5                    | 16.0               | -          | -     | -     | Black    |      |

Technical data can be changed without further notice.

### PERFORMANCE RATINGS



BRAKING  
9



COMFORT  
7



FUEL EFFICIENCY  
8



OFF ROAD  
9



WEAR LIFE  
9



3 Peak Mountain Snowflake Certified



◀ DUAL SIDEWALL OPTIONS



# ROADIAN AT PRO RA8



## ALL TERRAIN

The Roadian AT Pro RA8 is comprised of a zig-zag sipe design and an open outside shoulder design to improve off-road performance with optimal mud extraction and heat reduction. The sipe-in-groove design prevents pebbles from getting stuck and improves mud-extraction performance, while the multi-sequence tread design on the center and shoulder deliver optimal noise, wear, and drainage performance. All sizes are 3 Peak Mountain Snowflake certified (excludes OEM and Flotation).



**TREAD WEAR WARRANTY**  
50K MILES (P)  
40K MILES (LT)

**ROAD HAZARD WARRANTY**  
FIRST 3/32"  
OR 2 YEARS

**ROADSIDE ASSISTANCE**  
36 MONTHS

**FREE TRIAL**  
45 DAYS OR  
500 MILES

### OE FITMENT ON



| Product Code | P/ LT | Size      | XL | LI  | SR | PLY | Max Air (psi) | Max Load (lbs) |   | Rim       |          | Section Width (inch) | Overall Diameter (inch) | Tread Depth (/32") | UTQG       |       |       | Sidewall | FET | OE |
|--------------|-------|-----------|----|-----|----|-----|---------------|----------------|---|-----------|----------|----------------------|-------------------------|--------------------|------------|-------|-------|----------|-----|----|
|              |       |           |    |     |    |     |               | S              | D | Measuring | Approved |                      |                         |                    | Tread-wear | Trac. | Temp. |          |     |    |
| 14392        |       | 235/75R15 | RF | 109 | S  | 4   | 50            | 2,271          | - | 6.5       | 6.0-8.0  | 9.3                  | 28.9                    | 13.0               | 560        | A     | B     | White    |     |    |
| 12764        |       | 235/70R16 |    | 106 | S  | 4   | 51            | 2,094          | - | 7.0       | 6.0-8.0  | 9.4                  | 29.0                    | 13.0               | 560        | A     | B     | White    |     |    |
| 14393        |       | 245/70R16 | RF | 111 | S  | 4   | 50            | 2,403          | - | 7.0       | 6.5-8.0  | 9.8                  | 29.5                    | 13.0               | 560        | A     | B     | Black    |     |    |
| 12771        |       | 245/75R16 |    | 111 | S  | 4   | 51            | 2,403          | - | 7.0       | 6.5-8.0  | 9.8                  | 30.5                    | 13.0               | 560        | A     | B     | White    |     |    |
| 12760        |       | 255/70R16 |    | 111 | S  | 4   | 51            | 2,403          | - | 7.5       | 6.5-8.5  | 10.2                 | 30.1                    | 13.0               | 560        | A     | B     | White    |     |    |
| 12758        |       | 265/70R16 |    | 112 | S  | 4   | 51            | 2,469          | - | 8.0       | 7.0-9.0  | 10.7                 | 30.6                    | 13.0               | 560        | A     | B     | White    |     |    |
| 12759        |       | 265/75R16 |    | 116 | S  | 4   | 51            | 2,756          | - | 7.5       | 7.0-9.0  | 10.5                 | 31.7                    | 13.0               | 560        | A     | B     | White    |     |    |
| 15211        |       | 235/75R17 |    | 108 | S  | 4   | 51            | 2,205          | - | 6.5       | 6.0-8.0  | 9.3                  | 30.9                    | 13.0               | 560        | A     | B     | Black    |     |    |
| 14436        |       | 245/65R17 | RF | 111 | S  | 4   | 50            | 2,403          | - | 7.0       | 7.0-8.5  | 9.8                  | 29.5                    | 13.0               | 560        | A     | B     | Black    |     |    |
| 12784        |       | 245/70R17 |    | 110 | S  | 4   | 51            | 2,337          | - | 7.0       | 6.5-8.0  | 9.8                  | 30.6                    | 13.0               | 560        | A     | B     | White    |     |    |
| 16049        | P     | 255/70R17 |    | 110 | S  | 4   | 51            | 2,337          | - | 7.5       | 6.5-8.5  | 10.2                 | 31.1                    | 13.0               | 560        | A     | B     | White    |     |    |
| 16060        | P     | 255/75R17 |    | 113 | S  | 4   | 51            | 2,535          | - | 7.0       | 6.5-8.5  | 10.0                 | 32.0                    | 13.0               | 560        | A     | B     | White    |     |    |
| 12785        |       | 265/65R17 |    | 112 | T  | 4   | 51            | 2,469          | - | 8.0       | 7.5-9.5  | 10.7                 | 30.6                    | 13.0               | 560        | A     | B     | White    |     |    |
| 13637        |       | 265/70R17 |    | 115 | S  | 4   | 51            | 2,679          | - | 8.0       | 7.0-9.0  | 10.7                 | 31.7                    | 13.0               | 560        | A     | B     | White    |     |    |
| 16061        | P     | 285/70R17 |    | 117 | T  | 4   | 51            | 2,833          | - | 8.5       | 7.5-9.5  | 11.5                 | 32.8                    | 13.0               | 560        | A     | B     | Black    |     |    |

CONTINUED ON NEXT PAGE ...

# ROADIAN AT PRO RA8

CONTINUED FROM PREVIOUS PAGE

| Product Code | P/ LT | Size        | XL | LI      | SR | PLY | Max Air (psi) | Max Load (lbs) |       | Rim       |          | Section Width (inch) | Overall Diameter (inch) | Tread Depth (/32") | UTQG       |       |       | Sidewall | FET  | OE  |
|--------------|-------|-------------|----|---------|----|-----|---------------|----------------|-------|-----------|----------|----------------------|-------------------------|--------------------|------------|-------|-------|----------|------|-----|
|              |       |             |    |         |    |     |               | S              | D     | Measuring | Approved |                      |                         |                    | Tread-wear | Trac. | Temp. |          |      |     |
| 15209        |       | 255/70R18   |    | 113     | T  | 4   | 51            | 2,535          | -     | 7.5       | 6.5-8.5  | 10.2                 | 32.1                    | 13.0               | 560        | A     | B     | White    |      |     |
| 13123        |       | 265/60R18   |    | 110     | T  | 4   | 51            | 2,337          | -     | 8.0       | 7.5-9.5  | 10.7                 | 30.5                    | 13.0               | 560        | A     | B     | Black    |      |     |
| 12780        |       | 265/65R18   |    | 114     | S  | 4   | 51            | 2,601          | -     | 8.0       | 7.5-9.5  | 10.7                 | 31.5                    | 13.0               | 560        | A     | B     | Black    |      |     |
| 15210        |       | 265/70R18   |    | 116     | S  | 4   | 51            | 2,756          | -     | 8.0       | 7.0-9.0  | 10.7                 | 32.6                    | 13.0               | 560        | A     | B     | White    |      |     |
| 12774        |       | 275/65R18   |    | 116     | T  | 4   | 51            | 2,756          | -     | 8.0       | 7.5-9.5  | 11.0                 | 32.1                    | 13.0               | 560        | A     | B     | Black    |      |     |
| 12783        |       | 275/55R20   | XL | 117     | T  | 4   | 50            | 2,833          | -     | 8.5       | 7.5-9.5  | 11.2                 | 31.9                    | 12.0               | 560        | A     | B     | Black    |      |     |
| 13121        |       | 275/60R20   |    | 115     | S  | 4   | 51            | 2,679          | -     | 8.0       | 7.5-9.5  | 11.0                 | 33.0                    | 12.0               | 560        | A     | B     | Black    |      |     |
| 16055        |       | 285/45R22   | XL | 114     | H  | 4   | 50            | 2,601          | -     | 9.5       | 9.0-10.5 | 11.2                 | 32.1                    | 12.5               | 560        | A     | B     | Black    |      |     |
| 16059        |       | 305/45R22   | XL | 118     | T  | 4   | 50            | 2,910          | -     | 10.0      | 9.5-11.5 | 11.9                 | 32.8                    | 12.5               | 560        | A     | B     | Black    |      |     |
| 12744        | LT    | 235/75R15   |    | 104/101 | R  | 6   | 50            | 1,985          | 1,820 | 6.5       | 6.0-7.0  | 9.3                  | 28.9                    | 16.0               | -          | -     | -     | White    |      |     |
| 13965        | LT    | 215/85R16   |    | 115/112 | R  | 10  | 80            | 2,680          | 2,470 | 6.0       | 5.5-7.0  | 8.5                  | 30.4                    | 16.0               | -          | -     | -     | White    |      |     |
| 12743        | LT    | 225/75R16   |    | 115/112 | R  | 10  | 80            | 2,680          | 2,470 | 6.0       | 6.0-7.0  | 8.8                  | 29.3                    | 16.0               | -          | -     | -     | Black    |      |     |
| 12748        | LT    | 235/85R16   |    | 120/116 | R  | 10  | 80            | 3,042          | 2,778 | 6.5       | 6.0-7.5  | 9.3                  | 31.7                    | 16.0               | -          | -     | -     | Black    |      |     |
| 12740        | LT    | 245/75R16   |    | 120/116 | R  | 10  | 80            | 3,042          | 2,778 | 7.0       | 6.5-7.5  | 9.8                  | 30.5                    | 16.0               | -          | -     | -     | White    |      |     |
| 12738        | LT    | 265/75R16   |    | 123/120 | R  | 10  | 80            | 3,415          | 3,085 | 7.5       | 7.0-8.0  | 10.5                 | 31.7                    | 16.0               | -          | -     | -     | White    |      |     |
| 16278        | LT    | 285/75R16   |    | 126/123 | R  | 10  | 80            | 3,750          | 3,415 | 8.0       | 7.5-9.0  | 11.3                 | 32.8                    | 16.0               | -          | -     | -     | White    | 2.36 |     |
| 16286        | LT    | 315/75R16   |    | 127/124 | R  | 10  | 65            | 3,860          | 1,600 | 8.5       | 8.0-11.0 | 12.3                 | 34.6                    | 16.0               | -          | -     | -     | Black    | 3.40 |     |
| 13354        | LT    | 235/80R17   |    | 120/117 | R  | 10  | 80            | 3,085          | 2,835 | 6.5       | 6.0-7.5  | 9.3                  | 31.8                    | 15.0               | -          | -     | -     | White    |      | Ram |
| 13113        | LT    | 245/70R17   |    | 119/116 | S  | 10  | 80            | 3,000          | 2,755 | 7.0       | 6.5-8.0  | 9.8                  | 30.6                    | 16.0               | -          | -     | -     | White    |      |     |
| 12746        | LT    | 245/75R17   |    | 121/118 | S  | 10  | 80            | 3,195          | 2,910 | 7.0       | 6.5-7.5  | 9.8                  | 31.5                    | 16.0               | -          | -     | -     | Black    |      |     |
| 12735        | LT    | 265/70R17   |    | 121/118 | S  | 10  | 80            | 3,195          | 2,910 | 8.0       | 7.0-8.5  | 10.7                 | 31.7                    | 16.0               | -          | -     | -     | Black    |      |     |
| + 15218      | LT    | 285/70R17   |    | 121/118 | S  | 10  | 80            | 3,195          | 2,910 | 8.5       | 7.5-9.0  | 11.5                 | 32.8                    | 16.0               | -          | -     | -     | Black    |      |     |
| + 16285      | LT    | 285/75R17   |    | 121/118 | S  | 10  | 80            | 3,195          | 2,910 | 8.0       | 7.5-9.5  | 11.3                 | 33.9                    | 16.0               | -          | -     | -     | Black    |      |     |
| + 16283      | LT    | 315/70R17   |    | 121/118 | S  | 10  | 65            | 3,195          | 2,910 | 9.5       | 8.0-11.0 | 12.7                 | 34.4                    | 16.0               | -          | -     | -     | Black    |      |     |
| + 15217      | LT    | 265/70R18   |    | 124/121 | S  | 10  | 80            | 3,527          | 3,197 | 8.0       | 7.0-8.5  | 10.7                 | 32.6                    | 16.0               | -          | -     | -     | White    | 0.26 |     |
| + 15215      | LT    | 275/65R18   |    | 123/120 | S  | 10  | 80            | 3,415          | 3,085 | 8.0       | 7.5-9.0  | 11.0                 | 32.1                    | 16.0               | -          | -     | -     | White    |      |     |
| 10150        | LT    | 275/70R18   |    | 125/122 | R  | 10  | 80            | 3,640          | 3,305 | 8.0       | 7.0-8.5  | 11.0                 | 33.2                    | 14.0               | -          | -     | -     | Black    | 1.32 | Ram |
| + 15216      | LT    | 285/65R18   |    | 125/122 | S  | 10  | 80            | 3,640          | 3,305 | 8.5       | 8.0-10.0 | 11.5                 | 32.6                    | 16.0               | -          | -     | -     | Black    | 1.32 |     |
| + 16280      | LT    | 295/70R18   |    | 129/126 | S  | 10  | 80            | 4,080          | 3,750 | 8.5       | 7.5-10.0 | 11.8                 | 34.3                    | 16.0               | -          | -     | -     | Black    | 5.48 |     |
| + 15214      | LT    | 265/60R20   |    | 121/118 | S  | 10  | 80            | 3,195          | 2,910 | 8.0       | 7.5-9.5  | 10.7                 | 32.5                    | 16.0               | -          | -     | -     | Black    |      |     |
| + 16063      | LT    | 275/55R20   |    | 120/117 | S  | 10  | 80            | 3,085          | 2,835 | 8.5       | 7.5-9.5  | 11.2                 | 31.9                    | 16.0               | -          | -     | -     | Black    |      |     |
| + 16062      | LT    | 275/60R20   |    | 123/120 | S  | 10  | 80            | 3,415          | 3,085 | 8.0       | 7.5-9.5  | 11.0                 | 33.0                    | 16.0               | -          | -     | -     | Black    |      |     |
| + 13111      | LT    | 275/65R20   |    | 126/123 | S  | 10  | 80            | 3,750          | 3,415 | 8.0       | 7.5-9.5  | 11.0                 | 34.1                    | 16.0               | -          | -     | -     | Black    | 2.36 |     |
| + 15212      | LT    | 285/55R20   |    | 122/119 | S  | 10  | 80            | 3,305          | 3,000 | 9.0       | 8.0-10.0 | 11.7                 | 32.4                    | 16.0               | -          | -     | -     | Black    |      |     |
| + 17557      | LT    | 285/60R20   |    | 125/122 | R  | 10  | 80            | 3,640          | 3,305 | 8.5       | 8.0-10.0 | 11.5                 | 33.5                    | 16.0               | -          | -     | -     | Black    | 1.32 |     |
| + 16279      | LT    | 295/60R20   |    | 126/123 | S  | 10  | 80            | 3,750          | 3,415 | 8.5       | 8.0-10.0 | 11.8                 | 33.9                    | 16.0               | -          | -     | -     | Black    | 2.36 |     |
| + 15213      | LT    | 305/55R20   |    | 121/118 | S  | 10  | 65            | 3,195          | 2,910 | 9.5       | 8.5-11.0 | 12.4                 | 33.2                    | 16.0               | -          | -     | -     | Black    |      |     |
| 12753        | LT    | 30X9.50R15  |    | 104     | S  | 6   | 50            | 1,985          | -     | 7.5       | 6.5-8.5  | 9.4                  | 29.5                    | 16.0               | -          | -     | -     | White    |      |     |
| 12750        | LT    | 31X10.50R15 |    | 109     | S  | 6   | 50            | 2,270          | -     | 8.5       | 7.0-9.0  | 10.6                 | 30.5                    | 16.0               | -          | -     | -     | White    |      |     |
| + 16282      | LT    | 33X12.50R15 |    | 108     | R  | 6   | 35            | 2,205          | -     | 10.0      | 8.5-11.0 | 12.5                 | 32.5                    | 16.0               | -          | -     | -     | White    |      |     |
| + 16373      | LT    | 35X12.50R18 |    | 128     | S  | 12  | 80            | 3,970          | -     | 10.0      | 8.5-11.0 | 12.5                 | 34.5                    | 16.0               | -          | -     | -     | Black    | 4.44 |     |
| + 16374      | LT    | 35X12.50R20 |    | 125     | S  | 12  | 80            | 3,640          | -     | 10.0      | 8.5-11.0 | 12.5                 | 34.5                    | 16.0               | -          | -     | -     | Black    | 1.32 |     |

Technical data can be changed without further notice.  
For more detailed OE application information, please refer to "Original Equipment 2022" page.  
+ Different sidewall

## PERFORMANCE RATINGS

BRAKING  
**9**

COMFORT  
**7**

FUEL EFFICIENCY  
**8**

HANDLING  
**9**

WEAR LIFE  
**8**

**3 Peak Mountain Snowflake Certified**  
3PMSF: from DOT 2319  
except RAM OEM and Flotation sizes



◀ **DUAL SIDEWALL OPTIONS**



# ROADIAN MTX

**TOTAL  
COVERAGE  
WARRANTY**  
NEVER TIRE



## MUD TERRAIN

The Roadian MTX features an aggressive design that is extremely versatile for on- and off-road driving. Each tire boasts a dual sidewall design that allows you to customize the look of the tire on your vehicle. The Roadian MTX also features a standard 3-ply design and F-Load weight rating that makes it extremely capable for heavy hauling. With such rugged traits, you wouldn't expect the Roadian MTX to be as quiet as it is on the highway, but thanks to its patented tread block design, the road noise has been minimized.



**TREAD WEAR  
WARRANTY**  
N/A



**ROAD HAZARD  
WARRANTY**  
N/A



**ROADSIDE  
ASSISTANCE**  
36 MONTHS



**FREE TRIAL**  
45 DAYS OR  
500 MILES



| Product Code | P/ LT | Size      | XL | LI      | SR | PLY | Max Air (psi) | Max Load (lbs) |       | Rim       |          | Section Width (inch) | Overall Diameter (inch) | Tread Depth (/32") | UTQG       |       |       | Sidewall | FET  |
|--------------|-------|-----------|----|---------|----|-----|---------------|----------------|-------|-----------|----------|----------------------|-------------------------|--------------------|------------|-------|-------|----------|------|
|              |       |           |    |         |    |     |               | S              | D     | Measuring | Approved |                      |                         |                    | Tread-wear | Trac. | Temp. |          |      |
| 15873        | LT    | 265/75R16 |    | 123/120 | Q  | 10  | 80            | 3,415          | 3,085 | 7.5       | 7.0-8.0  | 10.5                 | 31.9                    | 19.0               | -          | -     | -     | Black    |      |
| 15879        | LT    | 285/75R16 |    | 126/123 | Q  | 10  | 80            | 3,750          | 3,415 | 8.0       | 7.5-9.0  | 11.3                 | 33.1                    | 19.0               | -          | -     | -     | Black    | 2.36 |
| 15883        | LT    | 235/80R17 |    | 120/117 | Q  | 10  | 80            | 3,085          | 2,835 | 6.5       | 6.0-7.5  | 9.3                  | 32.0                    | 18.0               | -          | -     | -     | Black    |      |
| 15884        | LT    | 245/75R17 |    | 121/118 | Q  | 10  | 80            | 3,195          | 2,910 | 7.0       | 6.5-7.5  | 9.8                  | 31.7                    | 18.0               | -          | -     | -     | Black    |      |
| 15886        | LT    | 255/75R17 |    | 111/108 | Q  | 6   | 50            | 2,405          | 2,205 | 7.0       | 6.5-8.5  | 10.0                 | 32.3                    | 18.0               | -          | -     | -     | Black    |      |
| 15887        | LT    | 265/70R17 |    | 121/118 | Q  | 10  | 80            | 3,195          | 2,910 | 8.0       | 7.0-8.5  | 10.7                 | 31.9                    | 19.0               | -          | -     | -     | Black    |      |
| 15713        | LT    | 285/70R17 |    | 121/118 | Q  | 10  | 80            | 3,195          | 2,910 | 8.5       | 7.5-9.0  | 11.5                 | 33.0                    | 19.0               | -          | -     | -     | Black    |      |
| 15888        | LT    | 295/70R17 |    | 121/118 | Q  | 10  | 80            | 3,195          | 2,910 | 8.5       | 7.5-10.0 | 11.8                 | 33.5                    | 20.0               | -          | -     | -     | Black    |      |
| 16398        | LT    | 305/65R17 |    | 121/118 | Q  | 12  | 80            | 3,195          | 2,910 | 9.0       | 8.5-11.0 | 12.2                 | 32.8                    | 20.0               | -          | -     | -     | Black    |      |
| 16399        | LT    | 315/70R17 |    | 121/118 | Q  | 12  | 80            | 3,195          | 2,910 | 9.5       | 8.0-11.0 | 12.7                 | 34.6                    | 20.0               | -          | -     | -     | Black    |      |
| 15925        | LT    | 275/65R18 |    | 123/120 | Q  | 10  | 80            | 3,415          | 3,085 | 8.0       | 7.5-9.0  | 11.0                 | 32.3                    | 19.0               | -          | -     | -     | Black    |      |
| 15897        | LT    | 275/70R18 |    | 125/122 | Q  | 10  | 80            | 3,640          | 3,305 | 8.0       | 7.0-8.5  | 11.0                 | 33.4                    | 19.0               | -          | -     | -     | Black    | 1.32 |
| 15926        | LT    | 285/65R18 |    | 125/122 | Q  | 10  | 80            | 3,640          | 3,305 | 8.5       | 8.0-10.0 | 11.5                 | 32.8                    | 19.0               | -          | -     | -     | Black    | 1.32 |
| 15898        | LT    | 295/70R18 |    | 129/126 | Q  | 10  | 80            | 4,080          | 3,750 | 8.5       | 7.5-10.0 | 11.8                 | 34.5                    | 20.0               | -          | -     | -     | Black    | 5.48 |
| 16400        | LT    | 305/70R18 |    | 128/125 | Q  | 12  | 80            | 3,970          | 3,640 | 9.0       | 8.5-10.0 | 12.2                 | 35.1                    | 20.0               | -          | -     | -     | Black    | 4.44 |

CONTINUED ON NEXT PAGE ...

# ROADIAN MTX

CONTINUED FROM PREVIOUS PAGE

| Product Code | P/ LT | Size        | XL | LI      | SR | PLY | Max Air (psi) | Max Load (lbs) |       | Rim       |          | Section Width (inch) | Overall Diameter (inch) | Tread Depth (/32") | UTQG       |       |       | Sidewall | FET  |
|--------------|-------|-------------|----|---------|----|-----|---------------|----------------|-------|-----------|----------|----------------------|-------------------------|--------------------|------------|-------|-------|----------|------|
|              |       |             |    |         |    |     |               | S              | D     | Measuring | Approved |                      |                         |                    | Tread-wear | Trac. | Temp. |          |      |
| 15929        | LT    | 275/65R20   |    | 126/123 | Q  | 10  | 80            | 3,750          | 3,415 | 8.0       | 7.5-9.5  | 11.0                 | 34.3                    | 19.0               | -          | -     | -     | Black    | 2.36 |
| 15932        | LT    | 285/55R20   |    | 122/119 | Q  | 10  | 80            | 3,305          | 3,000 | 9.0       | 8.0-10.0 | 11.7                 | 32.6                    | 19.0               | -          | -     | -     | Black    |      |
| 15933        | LT    | 295/55R20   |    | 123/120 | Q  | 10  | 80            | 3,415          | 3,085 | 9.5       | 8.0-10.0 | 12.2                 | 33.0                    | 20.0               | -          | -     | -     | Black    |      |
| 15931        | LT    | 295/60R20   |    | 126/123 | Q  | 10  | 80            | 3,750          | 3,415 | 8.5       | 8.0-10.0 | 11.8                 | 34.2                    | 20.0               | -          | -     | -     | Black    | 2.36 |
| 15930        | LT    | 295/65R20   |    | 129/126 | Q  | 10  | 80            | 4,080          | 3,750 | 8.5       | 8.0-10.0 | 11.8                 | 35.4                    | 20.0               | -          | -     | -     | Black    | 5.48 |
| 16271        | LT    | 305/55R20   |    | 125/122 | Q  | 12  | 80            | 3,640          | 3,305 | 9.5       | 8.5-11.0 | 12.4                 | 33.5                    | 20.0               | -          | -     | -     | Black    | 1.32 |
| 15867        | LT    | 33X12.50R15 |    | 108     | Q  | 6   | 35            | 2,205          | -     | 10.0      | 8.5-11.0 | 12.5                 | 32.8                    | 21.0               | -          | -     | -     | Black    |      |
| 15871        | LT    | 35X12.50R15 |    | 113     | Q  | 6   | 35            | 2,535          | -     | 10.0      | 8.5-11.0 | 12.5                 | 34.8                    | 21.0               | -          | -     | -     | Black    |      |
| 16348        | LT    | 37X12.50R17 |    | 121     | Q  | 12  | 80            | 3,195          | -     | 10.0      | 8.5-11.0 | 12.5                 | 36.8                    | 21.0               | -          | -     | -     | Black    |      |
| 16261        | LT    | 33X12.50R17 |    | 121     | Q  | 12  | 80            | 3,195          | -     | 10.0      | 8.5-11.0 | 12.5                 | 32.8                    | 21.0               | -          | -     | -     | Black    |      |
| 16262        | LT    | 35X12.50R17 |    | 121     | Q  | 12  | 80            | 3,195          | -     | 10.0      | 8.5-11.0 | 12.5                 | 34.8                    | 21.0               | -          | -     | -     | Black    |      |
| 16263        | LT    | 33X12.50R18 |    | 122     | Q  | 12  | 80            | 3,305          | -     | 10.0      | 8.5-11.0 | 12.5                 | 32.8                    | 21.0               | -          | -     | -     | Black    |      |
| 16264        | LT    | 35X12.50R18 |    | 128     | Q  | 12  | 80            | 3,970          | -     | 10.0      | 8.5-11.0 | 12.5                 | 34.8                    | 21.0               | -          | -     | -     | Black    | 4.44 |
| 16265        | LT    | 33X12.50R20 |    | 119     | Q  | 12  | 80            | 3,000          | -     | 10.0      | 8.5-11.0 | 12.5                 | 32.8                    | 21.0               | -          | -     | -     | Black    |      |
| 16266        | LT    | 35X12.50R20 |    | 125     | Q  | 12  | 80            | 3,640          | -     | 10.0      | 8.5-11.0 | 12.5                 | 34.8                    | 21.0               | -          | -     | -     | Black    | 1.32 |
| 16267        | LT    | 37X12.50R20 |    | 128     | Q  | 12  | 80            | 3,970          | -     | 10.0      | 8.5-11.0 | 12.5                 | 36.8                    | 21.0               | -          | -     | -     | Black    | 4.44 |
| 16401        | LT    | 37X13.50R20 |    | 128     | Q  | 12  | 80            | 3,970          | -     | 11.0      | 8.5-11.0 | 13.6                 | 36.8                    | 21.0               | -          | -     | -     | Black    | 4.44 |
| 16268        | LT    | 33X12.50R22 |    | 114     | Q  | 12  | 80            | 2,600          | -     | 10.0      | 8.5-11.0 | 12.5                 | 32.8                    | 19.0               | -          | -     | -     | Black    |      |
| 16269        | LT    | 35X12.50R22 |    | 121     | Q  | 12  | 80            | 3,195          | -     | 10.0      | 8.5-11.0 | 12.5                 | 34.8                    | 21.0               | -          | -     | -     | Black    |      |
| 16270        | LT    | 37X13.50R22 |    | 128     | Q  | 12  | 80            | 3,970          | -     | 11.0      | 8.5-11.0 | 13.6                 | 36.8                    | 21.0               | -          | -     | -     | Black    | 4.44 |

Technical data can be changed without further notice.

## PERFORMANCE RATINGS



**BRAKING**  
8



**COMFORT**  
7



**FUEL EFFICIENCY**  
6



**OFF ROAD**  
10



**WEAR LIFE**  
7



◀ **DUAL  
SIDEWALL  
OPTIONS**



# ROADIAN MT

TOTAL  
COVERAGE  
WARRANTY  
NEKEN TIRE



## MUD TERRAIN

The Roadian MT incorporates a zig-zag shoulder block design to provide outstanding traction for off-road and wet conditions, and a deep-groove design, which offers enhanced traction in deep mud and gravel. The shoulder-protector design maximizes load and durability, while optimized wide grooves provide excellent water drainage and anti-hydroplaning performance.



TREAD WEAR WARRANTY  
N/A



ROAD HAZARD WARRANTY  
N/A



ROADSIDE ASSISTANCE  
36 MONTHS

| Product Code | P/ LT | Size        | XL | LI      | SR | PLY | Max Air (psi) | Max Load (lbs) |       | Rim       |          | Section Width (inch) | Overall Diameter (inch) | Tread Depth (/32") | UTQG       |       |       | Sidewall |
|--------------|-------|-------------|----|---------|----|-----|---------------|----------------|-------|-----------|----------|----------------------|-------------------------|--------------------|------------|-------|-------|----------|
|              |       |             |    |         |    |     |               | S              | D     | Measuring | Approved |                      |                         |                    | Tread-wear | Trac. | Temp. |          |
| 10667        | LT    | 235/75R15   |    | 104/101 | Q  | 6   | 50            | 1,985          | 1,820 | 6.5       | 6.0-7.0  | 9.3                  | 28.9                    | 17.0               | -          | -     | -     | White    |
| 10658        | LT    | 235/85R16   |    | 120/116 | Q  | 10  | 80            | 3,042          | 2,778 | 6.5       | 6.0-7.5  | 9.3                  | 31.7                    | 17.0               | -          | -     | -     | White    |
| 10674        | LT    | 31X10.50R15 |    | 109     | Q  | 6   | 50            | 2,270          | -     | 8.5       | 7.0-9.0  | 10.6                 | 30.5                    | 18.0               | -          | -     | -     | White    |

Technical data can be changed without further notice.

## PERFORMANCE RATINGS



BRAKING  
8



COMFORT  
6



FUEL EFFICIENCY  
6



OFF ROAD  
10



WEAR LIFE  
6

# ROADIAN CT8 HL

TOTAL  
COVERAGE  
WARRANTY  
NEKEN TIRE



## COMMERCIAL VAN/LT

The Roadian CT8 HL delivers heavy-duty performance for commercial vehicles, and it is the original equipment tire of Ram ProMaster.



TREAD WEAR WARRANTY  
N/A



ROAD HAZARD WARRANTY  
N/A



ROADSIDE ASSISTANCE  
36 MONTHS



FREE TRIAL  
45 DAYS OR  
500 MILES

## OE FITMENT ON



| Product Code | P/ LT | Size       | XL | LI      | SR | PLY | Max Air (psi) | Max Load (lbs) |       | Rim       |          | Section Width (inch) | Overall Diameter (inch) | Tread Depth (/32") | UTQG       |       |       | Sidewall | FET | OE  |
|--------------|-------|------------|----|---------|----|-----|---------------|----------------|-------|-----------|----------|----------------------|-------------------------|--------------------|------------|-------|-------|----------|-----|-----|
|              |       |            |    |         |    |     |               | S              | D     | Measuring | Approved |                      |                         |                    | Tread-wear | Trac. | Temp. |          |     |     |
| 15237        | LT    | 185/60R15C |    | 94/92   | T  | 6   | 54            | 1,477          | 1,389 | 5.5       | 5.5-6.0  | 7.4                  | 23.7                    | 13.0               | -          | -     | -     | Black    |     |     |
| 15419        | LT    | 195/75R16C |    | 107/105 | R  | 8   | 69            | 2,149          | 2,039 | 5.5       | 5.0-6.0  | 7.7                  | 27.5                    | 13.0               | -          | -     | -     | Black    |     |     |
| 15386        | LT    | 225/75R16C |    | 121/120 | R  | 10  | 83            | 3,195          | 3,085 | 6.0       | 6.0-7.0  | 8.8                  | 29.3                    | 15.0               | -          | -     | -     | Black    |     | Ram |
| 15241        | LT    | 235/65R16C |    | 121/119 | R  | 10  | 83            | 3,197          | 2,998 | 7.0       | 6.5-7.5  | 9.4                  | 28.0                    | 13.0               | -          | -     | -     | Black    |     |     |
| 15409        | LT    | 215/85R16  |    | 115/112 | R  | 10  | 80            | 2,680          | 2,470 | 6.0       | 5.5-7.0  | 8.5                  | 30.4                    | 15.0               | -          | -     | -     | Black    |     |     |
| 13427        | LT    | 225/75R16  |    | 115/112 | R  | 10  | 80            | 2,680          | 2,470 | 6.0       | 6.0-7.0  | 8.8                  | 29.3                    | 15.0               | -          | -     | -     | Black    |     | Ram |
| 15410        | LT    | 235/85R16  |    | 120/116 | R  | 10  | 80            | 3,042          | 2,778 | 6.5       | 6.0-7.5  | 9.3                  | 31.7                    | 15.0               | -          | -     | -     | Black    |     |     |
| 15411        | LT    | 245/75R16  |    | 120/116 | S  | 10  | 80            | 3,042          | 2,778 | 7.0       | 6.5-7.5  | 9.8                  | 30.5                    | 15.0               | -          | -     | -     | Black    |     |     |
| 15412        | LT    | 265/75R16  |    | 123/120 | R  | 10  | 80            | 3,415          | 3,085 | 7.5       | 7.0-8.0  | 10.5                 | 31.7                    | 15.0               | -          | -     | -     | Black    |     |     |
| 15413        | LT    | 235/80R17  |    | 120/117 | R  | 10  | 80            | 3,085          | 2,835 | 6.5       | 6.0-7.5  | 9.3                  | 31.8                    | 15.0               | -          | -     | -     | Black    |     |     |
| 15414        | LT    | 245/70R17  |    | 119/116 | R  | 10  | 80            | 3,000          | 2,755 | 7.0       | 6.5-8.0  | 9.8                  | 30.6                    | 15.0               | -          | -     | -     | Black    |     |     |
| 15415        | LT    | 245/75R17  |    | 121/118 | S  | 10  | 80            | 3,195          | 2,910 | 7.0       | 6.5-7.5  | 9.8                  | 31.5                    | 15.0               | -          | -     | -     | Black    |     |     |
| 15416        | LT    | 265/70R17  |    | 121/118 | R  | 10  | 80            | 3,195          | 2,910 | 8.0       | 7.0-8.5  | 10.7                 | 31.7                    | 15.0               | -          | -     | -     | Black    |     |     |
| 15417        | LT    | 275/65R18  |    | 123/120 | S  | 10  | 80            | 3,415          | 3,085 | 8.0       | 7.5-9.0  | 11.0                 | 32.1                    | 15.0               | -          | -     | -     | Black    |     |     |

Technical data can be changed without further notice.  
For more detailed OE application information, please refer to "Original Equipment 2022" page.

## PERFORMANCE RATINGS



BRAKING  
7



COMFORT  
7



FUEL EFFICIENCY  
6



OFF ROAD  
7



WEAR LIFE  
8



# ROADIAN CT8

**TOTAL**  
COVERAGE  
WARRANTY  
NEXEN TIRE



## COMMERCIAL VAN/LT

The Roadian CT8 maintains optimal rigidity balance by including a half-depth transverse groove in the center block. Also, square-shaped dimples in the tread prevent stress, resulting in improved durability and tread life.



TREAD WEAR WARRANTY  
N/A



ROAD HAZARD WARRANTY  
N/A



ROADSIDE ASSISTANCE  
36 MONTHS

| Product Code | P/ LT | Size    | XL | LI      | SR | PLY | Max Air (psi) | Max Load (lbs) |       | Rim       |          | Section Width (inch) | Overall Diameter (inch) | Tread Depth (/32") | UTQG       |       |       | Sidewall |
|--------------|-------|---------|----|---------|----|-----|---------------|----------------|-------|-----------|----------|----------------------|-------------------------|--------------------|------------|-------|-------|----------|
|              |       |         |    |         |    |     |               | S              | D     | Measuring | Approved |                      |                         |                    | Tread-wear | Trac. | Temp. |          |
| 14502        |       | 185R14C |    | 102/100 | T  | 8   | 65            | 1,874          | 1,764 | 5.0       | 5.0-6.0  | 7.4                  | 25.6                    | 10.5               | -          | -     | -     | Black    |

Technical data can be changed without further notice.

## PERFORMANCE RATINGS



BRAKING  
7



COMFORT  
7



FUEL EFFICIENCY  
6



OFF ROAD  
7



WEAR LIFE  
8

# WINGUARD Sport 2

**TOTAL**  
COVERAGE  
WARRANTY  
NEXEN TIRE



## PERFORMANCE STUDLESS WINTER

The Winguard Sport 2 raises winter driving and long-mileage performance to the next level. Its high-density multi-sipe elevates grip for braking on icy and snowy roads, simultaneously increasing longevity. Snowy or dry traction and cornering are improved with the directional tread. Large, wide grooves effectively drain water for anti-hydroplaning performance.



TREAD WEAR WARRANTY  
N/A



ROAD HAZARD WARRANTY  
N/A



ROADSIDE ASSISTANCE  
36 MONTHS

| Product Code | P/ LT | Size      | XL | LI  | SR | PLY | Max Air (psi) | Max Load (lbs) |   | Rim       |          | Section Width (inch) | Overall Diameter (inch) | Tread Depth (/32") | UTQG       |       |       | Sidewall |
|--------------|-------|-----------|----|-----|----|-----|---------------|----------------|---|-----------|----------|----------------------|-------------------------|--------------------|------------|-------|-------|----------|
|              |       |           |    |     |    |     |               | S              | D | Measuring | Approved |                      |                         |                    | Tread-wear | Trac. | Temp. |          |
| 16301        |       | 195/65R15 |    | 91  | H  | 4   | 51            | 1,356          |   | 6.0       | 5.5-7.0  | 7.9                  | 25.0                    | 10.5               |            |       |       | Black    |
| 16302        |       | 205/55R16 |    | 91  | H  | 4   | 51            | 1,356          |   | 6.0       | 5.5-7.5  | 8.4                  | 24.9                    | 10.5               |            |       |       | Black    |
| 16648        |       | 215/55R16 | XL | 97  | V  | 4   | 50            | 1,609          | - | 7.0       | 6.0-7.5  | 8.9                  | 25.3                    | 10.5               | -          | -     | -     | Black    |
| 15914        |       | 215/65R16 |    | 98  | H  | 4   | 51            | 1,653          | - | 6.5       | 6.0-7.5  | 8.7                  | 27.0                    | 10.5               | -          | -     | -     | Black    |
| 17742        |       | 225/60R16 | XL | 102 | V  | 4   | 50            | 1,874          |   | 6.5       | 6.0-8.0  | 9.0                  | 26.6                    | 10.5               |            |       |       | Black    |
| 15440        |       | 205/40R17 | XL | 84  | V  | 4   | 50            | 1,102          | - | 7.5       | 7.0-8.0  | 8.3                  | 23.5                    | 10.5               | -          | -     | -     | Black    |
| 15447        |       | 205/45R17 | XL | 88  | V  | 4   | 50            | 1,235          | - | 7.0       | 6.5-7.5  | 8.1                  | 24.3                    | 10.5               | -          | -     | -     | Black    |
| 15481        |       | 205/50R17 | XL | 93  | V  | 4   | 50            | 1,433          | - | 6.5       | 5.5-7.5  | 8.4                  | 25.1                    | 10.5               | -          | -     | -     | Black    |
| 17739        |       | 205/55R17 | XL | 95  | V  | 4   | 50            | 1,521          |   | 6.5       | 5.5-7.5  | 8.4                  | 25.9                    | 10.5               |            |       |       | Black    |
| 15441        |       | 215/40R17 | XL | 87  | V  | 4   | 50            | 1,201          | - | 7.5       | 7.0-8.5  | 8.6                  | 23.8                    | 10.5               | -          | -     | -     | Black    |
| 15448        |       | 215/45R17 | XL | 91  | V  | 4   | 50            | 1,356          | - | 7.0       | 7.0-8.0  | 8.4                  | 24.6                    | 10.5               | -          | -     | -     | Black    |
| 15482        |       | 215/50R17 | XL | 95  | V  | 4   | 50            | 1,521          | - | 7.0       | 6.0-7.5  | 8.9                  | 25.5                    | 10.5               | -          | -     | -     | Black    |
| 15487        |       | 215/55R17 | XL | 98  | V  | 4   | 50            | 1,653          | - | 7.0       | 6.0-7.5  | 8.9                  | 26.3                    | 10.5               | -          | -     | -     | Black    |
| 15903        |       | 215/60R17 |    | 96  | H  | 4   | 51            | 1,565          | - | 6.5       | 6.0-7.5  | 8.7                  | 27.2                    | 10.5               | -          | -     | -     | Black    |
| 15450        |       | 225/45R17 | XL | 94  | V  | 4   | 50            | 1,477          | - | 7.5       | 7.0-8.5  | 8.9                  | 25.0                    | 10.5               | -          | -     | -     | Black    |
| 15483        |       | 225/50R17 | XL | 98  | V  | 4   | 50            | 1,653          | - | 7.0       | 6.0-8.0  | 9.2                  | 25.9                    | 10.5               | -          | -     | -     | Black    |
| 15488        |       | 225/55R17 | XL | 101 | V  | 4   | 50            | 1,819          | - | 7.0       | 6.0-8.0  | 9.2                  | 26.8                    | 10.5               | -          | -     | -     | Black    |
| 15905        |       | 225/60R17 | XL | 103 | H  | 4   | 50            | 1,929          | - | 6.5       | 6.0-8.0  | 9.0                  | 27.6                    | 10.5               | -          | -     | -     | Black    |
| 15917        |       | 225/65R17 |    | 102 | H  | 4   | 51            | 1,874          | - | 6.5       | 6.0-8.0  | 9.0                  | 28.5                    | 10.5               | -          | -     | -     | Black    |
| 15476        |       | 235/45R17 | XL | 97  | V  | 4   | 50            | 1,609          | - | 8.0       | 7.5-9.0  | 9.3                  | 25.4                    | 10.5               | -          | -     | -     | Black    |

CONTINUED ON NEXT PAGE ...

## PERFORMANCE RATINGS



SNOW TRACTION  
7



ICE TRACTION  
6



DRY HANDLING  
8



WET HANDLING  
9



ROLLING RESISTANCE  
6



COMFORT  
6



**WINGUARD** Sport 2

CONTINUED FROM PREVIOUS PAGE

| Product Code | P/ LT | Size      | XL | LI  | SR | PLY | Max Air (psi) | Max Load (lbs) |   | Rim       |          | Section Width (inch) | Overall Diameter (inch) | Tread Depth (/32") | UTQG       |       |       | Sidewall |
|--------------|-------|-----------|----|-----|----|-----|---------------|----------------|---|-----------|----------|----------------------|-------------------------|--------------------|------------|-------|-------|----------|
|              |       |           |    |     |    |     |               | S              | D | Measuring | Approved |                      |                         |                    | Tread-wear | Trac. | Temp. |          |
| 15490        |       | 235/55R17 | XL | 103 | V  | 4   | 50            | 1,929          | - | 7.5       | 6.5-8.5  | 9.6                  | 27.2                    | 10.5               | -          | -     | -     | Black    |
| 15908        |       | 235/60R17 | XL | 106 | H  | 4   | 50            | 2,094          | - | 7.0       | 6.5-8.5  | 9.4                  | 28.1                    | 10.5               | -          | -     | -     | Black    |
| 15856        |       | 235/65R17 | XL | 108 | V  | 4   | 50            | 2,205          | - | 7.0       | 6.5-8.5  | 9.4                  | 29.1                    | 10.5               | -          | -     | -     | Black    |
| 15479        |       | 245/45R17 | XL | 99  | V  | 4   | 50            | 1,709          | - | 8.0       | 7.5-9.0  | 9.6                  | 25.7                    | 10.5               | -          | -     | -     | Black    |
| 15919        |       | 245/65R17 |    | 107 | H  | 4   | 51            | 2,149          | - | 7.0       | 7.0-8.5  | 9.8                  | 29.5                    | 10.5               | -          | -     | -     | Black    |
| 16016        |       | 215/40R18 | XL | 89  | V  | 4   | 50            | 1,279          | - | 7.5       | 7.0-8.5  | 8.6                  | 24.8                    | 10.5               | -          | -     | -     | Black    |
| 16649        |       | 215/45R18 | XL | 93  | W  | 4   | 50            | 1,433          | - | 7.0       | 7.0-8.0  | 8.4                  | 25.6                    | 10.5               | -          | -     | -     | Black    |
| NEW 11536    |       | 215/55R18 | XL | 99  | V  |     | 50            | 1,709          | - | 7.0       | 6.0-7.5  | 8.9                  | 27.3                    | 10.5               | -          | -     | -     | Black    |
| 15442        |       | 225/40R18 | XL | 92  | V  | 4   | 50            | 1,389          | - | 8.0       | 7.5-9.0  | 9.1                  | 25.1                    | 10.5               | -          | -     | -     | Black    |
| 15475        |       | 225/45R18 | XL | 95  | V  | 4   | 50            | 1,521          | - | 7.5       | 7.0-8.5  | 8.9                  | 25.9                    | 10.5               | -          | -     | -     | Black    |
| 15484        |       | 225/50R18 | XL | 99  | H  | 4   | 50            | 1,709          | - | 7.0       | 6.0-8.0  | 9.2                  | 26.9                    | 10.5               | -          | -     | -     | Black    |
| 15901        |       | 225/55R18 | XL | 102 | V  | 4   | 50            | 1,874          | - | 7.0       | 6.0-8.0  | 9.2                  | 27.8                    | 10.5               | -          | -     | -     | Black    |
| 15910        |       | 225/60R18 | XL | 104 | V  | 4   | 50            | 1,984          | - | 6.5       | 6.0-8.0  | 9.0                  | 28.6                    | 10.5               | -          | -     | -     | Black    |
| 15443        |       | 235/40R18 | XL | 95  | W  | 4   | 50            | 1,521          | - | 8.5       | 8.0-9.5  | 9.5                  | 25.4                    | 10.5               | -          | -     | -     | Black    |
| 15477        |       | 235/45R18 | XL | 98  | V  | 4   | 50            | 1,653          | - | 8.0       | 7.5-9.0  | 9.3                  | 26.3                    | 10.5               | -          | -     | -     | Black    |
| 16024        |       | 235/50R18 | XL | 101 | V  | 4   | 50            | 1,819          | - | 7.5       | 6.5-8.5  | 9.6                  | 27.3                    | 10.5               | -          | -     | -     | Black    |
| 15902        |       | 235/55R18 | XL | 104 | H  | 4   | 50            | 1,984          | - | 7.5       | 6.5-8.5  | 9.6                  | 28.1                    | 10.5               | -          | -     | -     | Black    |
| 15911        |       | 235/60R18 | XL | 107 | H  | 4   | 50            | 2,149          | - | 7.0       | 6.5-8.5  | 9.4                  | 29.1                    | 10.5               | -          | -     | -     | Black    |
| 15445        |       | 245/40R18 | XL | 97  | W  | 4   | 50            | 1,609          | - | 8.5       | 8.0-9.5  | 9.8                  | 25.7                    | 10.5               | -          | -     | -     | Black    |
| 15480        |       | 245/45R18 | XL | 100 | V  | 4   | 50            | 1,764          | - | 8.0       | 7.5-9.0  | 9.6                  | 26.7                    | 10.5               | -          | -     | -     | Black    |
| 15485        |       | 245/50R18 | XL | 104 | V  | 4   | 50            | 1,984          | - | 7.5       | 7.0-8.5  | 10.0                 | 27.7                    | 10.5               | -          | -     | -     | Black    |
| 16015        |       | 255/35R18 | XL | 94  | V  | 4   | 50            | 1,477          | - | 9.0       | 8.5-10.0 | 10.2                 | 25.0                    | 10.5               | -          | -     | -     | Black    |
| 15446        |       | 255/40R18 | XL | 99  | V  | 4   | 50            | 1,709          | - | 9.0       | 8.5-10.0 | 10.2                 | 26.0                    | 10.5               | -          | -     | -     | Black    |
| 16022        |       | 255/45R18 | XL | 103 | V  | 4   | 50            | 1,929          | - | 8.5       | 8.0-9.5  | 10.0                 | 27.0                    | 10.5               | -          | -     | -     | Black    |
| 15854        |       | 255/55R18 | XL | 109 | V  | 4   | 50            | 2,271          | - | 8.0       | 7.0-9.0  | 10.4                 | 29.0                    | 10.5               | -          | -     | -     | Black    |
| 15913        |       | 255/60R18 | XL | 112 | H  | 4   | 50            | 2,469          | - | 7.5       | 7.0-9.0  | 10.2                 | 30.0                    | 10.5               | -          | -     | -     | Black    |
| 18100        |       | 265/60R18 | XL | 114 | H  | 4   | 50            | 2,601          |   | 8.0       | 7.5-9.5  | 10.7                 | 30.5                    | 10.0               |            |       |       | Black    |
| 17730        |       | 275/40R18 | XL | 103 | V  | 4   | 50            | 1,929          |   | 9.5       | 9.0-11.0 | 10.9                 | 26.7                    | 10.5               |            |       |       | Black    |
| 17736        |       | 275/45R18 | XL | 107 | V  | 4   | 50            | 2,149          |   | 9.0       | 8.5-10.5 | 10.7                 | 27.8                    | 10.5               |            |       |       | Black    |
| 17738        |       | 225/40R19 | XL | 93  | V  | 4   | 50            | 1,433          |   | 8.0       | 7.5-9.0  | 9.1                  | 26.1                    | 10.5               |            |       |       | Black    |
| NEW 11456    |       | 225/45R19 | XL | 96  | V  | 4   | 50            | 1,565          | - | 7.5       | 7.0-8.5  | 8.9                  | 27.0                    | 10.5               | -          | -     | -     | Black    |
| 15438        |       | 235/35R19 | XL | 91  | W  | 4   | 50            | 1,356          | - | 8.5       | 8.0-9.5  | 9.5                  | 25.5                    | 10.5               | -          | -     | -     | Black    |
| 15478        |       | 235/45R19 | XL | 99  | V  | 4   | 50            | 1,709          | - | 8.0       | 7.5-9.0  | 9.3                  | 27.4                    | 10.5               | -          | -     | -     | Black    |
| 16025        |       | 235/55R19 | XL | 105 | V  | 4   | 50            | 2,039          | - | 7.5       | 6.5-8.5  | 9.6                  | 29.2                    | 10.5               | -          | -     | -     | Black    |
| 17588        |       | 245/35R19 | XL | 93  | W  | 4   | 50            | 1,433          |   | 8.5       | 8.0-9.5  | 9.8                  | 25.8                    | 10.0               |            |       |       | Black    |
| 16018        |       | 245/40R19 | XL | 98  | V  | 4   | 50            | 1,653          | - | 8.5       | 8.0-9.5  | 9.8                  | 26.7                    | 10.5               | -          | -     | -     | Black    |
| 16023        |       | 245/45R19 | XL | 102 | V  | 4   | 50            | 1,874          | - | 8.0       | 7.5-9.0  | 9.6                  | 27.7                    | 10.5               | -          | -     | -     | Black    |
| 15439        |       | 255/35R19 | XL | 96  | V  | 4   | 50            | 1,565          | - | 9.0       | 8.5-10.0 | 10.2                 | 26.0                    | 10.5               | -          | -     | -     | Black    |
| 16019        |       | 255/40R19 | XL | 100 | V  | 4   | 50            | 1,764          | - | 9.0       | 8.5-10.0 | 10.2                 | 27.0                    | 10.5               | -          | -     | -     | Black    |
| 17735        |       | 255/45R19 | XL | 104 | V  | 4   | 50            | 1,984          |   | 8.5       | 8.0-9.5  | 10.0                 | 28.1                    | 10.5               |            |       |       | Black    |
| 15900        |       | 255/50R19 | XL | 107 | V  | 4   | 50            | 2,149          | - | 8.0       | 7.0-9.0  | 10.4                 | 29.1                    | 10.5               | -          | -     | -     | Black    |
| 17592        |       | 265/35R19 | XL | 98  | W  | 4   | 50            | 1,653          |   | 9.5       | 9.0-10.5 | 10.7                 | 26.3                    | 10.0               |            |       |       | Black    |
| 16650        |       | 275/35R19 | XL | 100 | W  | 4   | 50            | 1,764          | - | 9.5       | 9.0-11.0 | 10.9                 | 26.6                    | 10.5               | -          | -     | -     | Black    |
| 16020        |       | 275/40R19 | XL | 105 | V  | 4   | 50            | 2,039          | - | 9.5       | 9.0-11.0 | 10.9                 | 27.7                    | 10.5               | -          | -     | -     | Black    |
| 18067        |       | 245/40R20 | XL | 99  | W  | 4   | 50            | 1,709          |   | 8.5       | 8.0-9.5  | 9.8                  | 27.7                    | 10.5               |            |       |       | Black    |
| 17737        |       | 245/45R20 | XL | 103 | V  | 4   | 50            | 1,929          |   | 8.0       | 7.5-9.0  | 9.6                  | 28.7                    | 10.5               |            |       |       | Black    |
| 18103        |       | 245/50R20 |    | 102 | V  | 4   | 51            | 1,874          |   | 7.5       | 7.0-8.5  | 10.0                 | 29.7                    | 10.0               |            |       |       | Black    |
| 18102        |       | 255/50R20 | XL | 109 | V  | 4   | 50            | 2,271          |   | 8.0       | 7.0-9.0  | 10.4                 | 30.1                    | 10.0               |            |       |       | Black    |
| 17733        |       | 265/35R20 | XL | 99  | V  | 4   | 50            | 1,709          |   | 9.5       | 9.0-10.5 | 10.7                 | 27.3                    | 10.0               |            |       |       | Black    |
| 17593        |       | 275/35R20 | XL | 102 | W  | 4   | 50            | 1,874          |   | 9.5       | 9.0-11.0 | 10.9                 | 27.6                    | 10.0               |            |       |       | Black    |
| 16021        |       | 275/40R20 | XL | 106 | W  | 4   | 50            | 2,094          | - | 9.5       | 9.0-11.0 | 10.9                 | 28.7                    | 10.5               | -          | -     | -     | Black    |
| 18104        |       | 275/45R20 | XL | 110 | V  | 4   | 50            | 2,337          |   | 9.0       | 8.5-10.5 | 10.7                 | 29.8                    | 10.0               |            |       |       | Black    |

Technical data can be changed without further notice.  
TBA - To Be Announced to selected dealers

**WINGUARD** ice Plus

TOTAL  
COVERAGE  
WARRANTY  
NEKEN TIRE



**STUDLESS NORDIC WINTER**

The Winguard Ice Plus has a dual V-shape that enhances grip and braking. There are four grooves and two small semi-grooves that drain snow, slush, and water. The Winguard Ice Plus' shoulder stiffness enhances durability, and its 3D block prevents abnormal wear.



TREAD WEAR WARRANTY  
N/A



ROAD HAZARD WARRANTY  
N/A



ROADSIDE ASSISTANCE  
36 MONTHS

| Product Code | P/ LT | Size      | XL | LI  | SR | PLY | Max Air (psi) | Max Load (lbs) |   | Rim       |          | Section Width (inch) | Overall Diameter (inch) | Tread Depth (/32") | UTQG       |       |       | Sidewall |
|--------------|-------|-----------|----|-----|----|-----|---------------|----------------|---|-----------|----------|----------------------|-------------------------|--------------------|------------|-------|-------|----------|
|              |       |           |    |     |    |     |               | S              | D | Measuring | Approved |                      |                         |                    | Tread-wear | Trac. | Temp. |          |
| 16149        |       | 175/70R13 |    | 82  | T  | 4   | 51            | 1,047          | - | 5.0       | 4.5-6.0  | 7.0                  | 22.7                    | 11.0               | -          | -     | -     | Black    |
| 16145        |       | 175/65R14 | XL | 86  | T  | 4   | 50            | 1,168          | - | 5.0       | 5.0-6.0  | 7.0                  | 23.0                    | 11.0               | -          | -     | -     | Black    |
| 16150        |       | 175/70R14 | XL | 88  | T  | 4   | 50            | 1,235          | - | 5.0       | 4.5-6.0  | 7.0                  | 23.7                    | 11.0               | -          | -     | -     | Black    |
| 16138        |       | 185/60R14 | XL | 86  | T  | 4   | 50            | 1,168          | - | 5.5       | 5.0-6.5  | 7.4                  | 22.8                    | 11.0               | -          | -     | -     | Black    |
| 16146        |       | 185/65R14 | XL | 90  | T  | 4   | 50            | 1,323          | - | 5.5       | 5.0-6.5  | 7.4                  | 23.5                    | 11.0               | -          | -     | -     | Black    |
| 16151        |       | 185/70R14 | XL | 92  | T  | 4   | 50            | 1,389          | - | 5.5       | 4.5-6.0  | 7.4                  | 24.3                    | 11.0               | -          | -     | -     | Black    |
| 16152        |       | 195/70R14 |    | 91  | T  | 4   | 51            | 1,356          | - | 6.0       | 5.0-6.5  | 7.9                  | 24.8                    | 11.0               | -          | -     | -     | Black    |
| 16130        |       | 185/55R15 | XL | 86  | T  | 4   | 50            | 1,168          | - | 6.0       | 5.0-6.5  | 7.6                  | 23.0                    | 11.0               | -          | -     | -     | Black    |
| 16139        |       | 185/60R15 | XL | 88  | T  | 4   | 50            | 1,235          | - | 5.5       | 5.0-6.5  | 7.4                  | 23.7                    | 11.0               | -          | -     | -     | Black    |
| 16147        |       | 185/65R15 | XL | 92  | T  | 4   | 50            | 1,389          | - | 5.5       | 5.0-6.5  | 7.4                  | 24.4                    | 11.0               | -          | -     | -     | Black    |
| 16126        |       | 195/50R15 |    | 82  | T  | 4   | 51            | 1,047          | - | 6.0       | 5.5-7.0  | 7.9                  | 22.7                    | 11.0               | -          | -     | -     | Black    |
| 16131        |       | 195/55R15 | XL | 89  | T  | 4   | 50            | 1,279          | - | 6.0       | 5.5-7.0  | 7.9                  | 23.4                    | 11.0               | -          | -     | -     | Black    |
| 16140        |       | 195/60R15 | XL | 92  | T  | 4   | 50            | 1,389          | - | 6.0       | 5.5-7.0  | 7.9                  | 24.2                    | 11.0               | -          | -     | -     | Black    |
| 16027        |       | 195/65R15 | XL | 95  | T  | 4   | 50            | 1,521          | - | 6.0       | 5.5-7.0  | 7.9                  | 25.0                    | 11.0               | -          | -     | -     | Black    |
| 16148        |       | 205/65R15 | XL | 99  | T  | 4   | 50            | 1,709          | - | 6.0       | 5.5-7.5  | 8.2                  | 25.5                    | 11.0               | -          | -     | -     | Black    |
| 16153        |       | 205/70R15 | XL | 100 | T  | 4   | 50            | 1,764          | - | 6.0       | 5.5-7.0  | 8.2                  | 26.3                    | 11.0               | -          | -     | -     | Black    |
| 16132        |       | 195/55R16 | XL | 91  | T  | 4   | 50            | 1,356          | - | 6.0       | 5.5-7.0  | 7.9                  | 24.4                    | 11.0               | -          | -     | -     | Black    |
| 16028        |       | 205/55R16 |    | 91  | T  | 4   | 51            | 1,356          | - | 6.5       | 5.5-7.5  | 8.4                  | 24.9                    | 11.0               | -          | -     | -     | Black    |
| 16141        |       | 205/60R16 | XL | 96  | T  | 4   | 50            | 1,565          | - | 6.0       | 5.5-7.5  | 8.2                  | 25.7                    | 11.0               | -          | -     | -     | Black    |

CONTINUED ON NEXT PAGE ...

**PERFORMANCE RATINGS**



SNOW TRACTION  
8



ICE TRACTION  
8



DRY HANDLING  
6



WET HANDLING  
6



ROLLING RESISTANCE  
6





**WINGUARD** ice Plus

CONTINUED FROM PREVIOUS PAGE

| Product Code | P/ LT | Size      | XL | LI  | SR | PLY | Max Air (psi) | Max Load (lbs) |   | Rim       |          | Section Width (inch) | Overall Diameter (inch) | Tread Depth (/32") | UTQG       |       |       | Sidewall |
|--------------|-------|-----------|----|-----|----|-----|---------------|----------------|---|-----------|----------|----------------------|-------------------------|--------------------|------------|-------|-------|----------|
|              |       |           |    |     |    |     |               | S              | D | Measuring | Approved |                      |                         |                    | Tread-wear | Trac. | Temp. |          |
| 16133        |       | 215/55R16 | XL | 97  | T  | 4   | 50            | 1,609          | - | 7.0       | 6.0-7.5  | 8.9                  | 25.3                    | 11.0               | -          | -     | -     | Black    |
| 16142        |       | 215/60R16 | XL | 99  | T  | 4   | 50            | 1,709          | - | 6.5       | 6.0-7.5  | 8.7                  | 26.1                    | 11.0               | -          | -     | -     | Black    |
| 16135        |       | 225/55R16 | XL | 99  | T  | 4   | 50            | 1,709          | - | 7.0       | 6.0-8.0  | 9.2                  | 25.7                    | 11.0               | -          | -     | -     | Black    |
| 16144        |       | 235/60R16 | XL | 104 | T  | 4   | 50            | 1,984          | - | 7.0       | 6.5-8.5  | 9.4                  | 27.1                    | 11.0               | -          | -     | -     | Black    |
| 16127        |       | 205/50R17 | XL | 93  | T  | 4   | 50            | 1,433          | - | 6.5       | 5.5-7.5  | 8.4                  | 25.1                    | 11.0               | -          | -     | -     | Black    |
| 16119        |       | 215/45R17 | XL | 91  | T  | 4   | 50            | 1,356          | - | 7.0       | 7.0-8.0  | 8.4                  | 24.6                    | 11.0               | -          | -     | -     | Black    |
| 16128        |       | 215/50R17 | XL | 95  | T  | 4   | 50            | 1,521          | - | 7.0       | 6.0-7.5  | 8.9                  | 25.5                    | 11.0               | -          | -     | -     | Black    |
| 16134        |       | 215/55R17 | XL | 98  | T  | 4   | 50            | 1,653          | - | 7.0       | 6.0-7.5  | 8.9                  | 26.3                    | 11.0               | -          | -     | -     | Black    |
| 16143        |       | 215/60R17 |    | 96  | T  | 4   | 51            | 1,565          | - | 6.5       | 6.0-7.5  | 8.7                  | 27.2                    | 11.0               | -          | -     | -     | Black    |
| 16120        |       | 225/45R17 | XL | 94  | T  | 4   | 50            | 1,477          | - | 7.5       | 7.0-8.5  | 8.9                  | 25.0                    | 11.0               | -          | -     | -     | Black    |
| 16129        |       | 225/50R17 | XL | 98  | T  | 4   | 50            | 1,653          | - | 7.0       | 6.0-8.0  | 9.2                  | 25.9                    | 11.0               | -          | -     | -     | Black    |
| 16136        |       | 225/55R17 | XL | 101 | T  | 4   | 50            | 1,819          | - | 7.0       | 6.0-8.0  | 9.2                  | 26.8                    | 11.0               | -          | -     | -     | Black    |
| 16122        |       | 235/45R17 | XL | 97  | T  | 4   | 50            | 1,609          | - | 8.0       | 7.5-9.0  | 9.3                  | 25.4                    | 11.0               | -          | -     | -     | Black    |
| 16137        |       | 235/55R17 |    | 99  | T  | 4   | 51            | 1,709          | - | 7.5       | 6.5-8.5  | 9.6                  | 27.2                    | 11.0               | -          | -     | -     | Black    |
| 16123        |       | 245/45R17 | XL | 99  | T  | 4   | 50            | 1,709          | - | 8.0       | 7.5-9.0  | 9.6                  | 25.7                    | 11.0               | -          | -     | -     | Black    |
| 16116        |       | 225/40R18 | XL | 92  | T  | 4   | 50            | 1,389          | - | 8.0       | 7.5-9.0  | 9.1                  | 25.1                    | 11.0               | -          | -     | -     | Black    |
| 16121        |       | 225/45R18 | XL | 95  | T  | 4   | 50            | 1,521          | - | 7.5       | 7.0-8.5  | 8.9                  | 25.9                    | 11.0               | -          | -     | -     | Black    |
| 16117        |       | 235/40R18 | XL | 95  | T  | 4   | 50            | 1,521          | - | 8.5       | 8.0-9.5  | 9.5                  | 25.4                    | 11.0               | -          | -     | -     | Black    |
| NEW 18548    |       | 235/45R18 | XL | 98  | T  | 4   | 50            | 1,653          | - | 8.0       | 7.5-9.0  | 9.3                  | 26.3                    | 11.0               | -          | -     | -     | Black    |
| NEW 18539    |       | 235/50R18 |    | 97  | T  | 4   | 51            | 1,609          | - | 7.5       | 6.5-8.5  | 9.6                  | 27.3                    | 11.0               | -          | -     | -     | Black    |
| 16118        |       | 245/40R18 | XL | 97  | T  | 4   | 50            | 1,609          | - | 8.5       | 8.0-9.5  | 9.8                  | 25.7                    | 11.0               | -          | -     | -     | Black    |
| 16124        |       | 245/45R18 | XL | 100 | T  | 4   | 50            | 1,764          | - | 8.0       | 7.5-9.0  | 9.6                  | 26.7                    | 11.0               | -          | -     | -     | Black    |
| 16125        |       | 245/45R19 | XL | 102 | T  | 4   | 50            | 1,874          | - | 8.0       | 7.5-9.0  | 9.6                  | 27.7                    | 11.0               | -          | -     | -     | Black    |

Technical data can be changed without further notice.  
TBA – To Be Announced to selected dealers



**NEXEN TIRE**  
we got you

AC MILAN



**OFFICIAL SPONSOR SINCE 2021**

**WINGUARD** ice SUV

**TOTAL**  
COVERAGE  
WARRANTY  
NEXEN TIRE



**STUDLESS NORDIC WINTER**

The Winguard Ice SUV has a dual V-shape that enhances grip and braking. There are four grooves and two small semi-grooves that drain snow, slush, and water. The Winguard Ice SUV's shoulder stiffness enhances durability, and its 3D block prevents abnormal wear.



**TREAD WEAR WARRANTY**  
N/A



**ROAD HAZARD WARRANTY**  
N/A



**ROADSIDE ASSISTANCE**  
36 MONTHS

| Product Code | P/ LT | Size      | XL | LI  | SR | PLY | Max Air (psi) | Max Load (lbs) |   | Rim       |          | Section Width (inch) | Overall Diameter (inch) | Tread Depth (/32") | UTQG       |       |       | Sidewall |
|--------------|-------|-----------|----|-----|----|-----|---------------|----------------|---|-----------|----------|----------------------|-------------------------|--------------------|------------|-------|-------|----------|
|              |       |           |    |     |    |     |               | S              | D | Measuring | Approved |                      |                         |                    | Tread-wear | Trac. | Temp. |          |
| 13303        |       | 215/65R16 |    | 98  | Q  | 4   | 51            | 1,653          | - | 6.5       | 6.0-7.5  | 8.7                  | 27.0                    | 11.5               | -          | -     | -     | Black    |
| 13304        |       | 215/70R16 |    | 100 | Q  | 4   | 51            | 1,764          | - | 6.5       | 5.5-7.0  | 8.7                  | 27.9                    | 11.5               | -          | -     | -     | Black    |
| 13929        |       | 225/70R16 |    | 103 | Q  | 4   | 51            | 1,929          | - | 6.5       | 6.0-7.5  | 9.0                  | 28.4                    | 11.5               | -          | -     | -     | Black    |
| NEW 18542    |       | 225/75R16 |    | 104 | T  | 4   | 51            | 1,984          | - | 6.0       | 6.0-7.5  | 8.8                  | 29.3                    | 11.5               | -          | -     | -     | Black    |
| 13944        |       | 245/70R16 |    | 107 | Q  | 4   | 51            | 2,149          | - | 7.0       | 6.5-8.0  | 9.8                  | 29.5                    | 11.5               | -          | -     | -     | Black    |
| 13302        |       | 265/70R16 |    | 112 | Q  | 4   | 51            | 2,469          | - | 8.0       | 7.0-9.0  | 10.7                 | 30.6                    | 11.5               | -          | -     | -     | Black    |
| 13936        |       | 225/60R17 | XL | 103 | Q  | 4   | 50            | 1,929          | - | 6.5       | 6.0-8.0  | 9.0                  | 27.6                    | 11.5               | -          | -     | -     | Black    |
| 13301        |       | 225/65R17 |    | 102 | Q  | 4   | 51            | 1,874          | - | 6.5       | 6.0-8.0  | 9.0                  | 28.5                    | 11.5               | -          | -     | -     | Black    |
| 13305        |       | 235/65R17 | XL | 108 | Q  | 4   | 50            | 2,205          | - | 7.0       | 6.5-8.5  | 9.4                  | 29.1                    | 11.5               | -          | -     | -     | Black    |
| 13946        |       | 265/65R17 |    | 112 | Q  | 4   | 51            | 2,469          | - | 8.0       | 7.5-9.5  | 10.7                 | 30.6                    | 11.5               | -          | -     | -     | Black    |
| NEW 18538    |       | 225/60R18 |    | 100 | T  | 4   | 51            | 1,764          | - | 6.5       | 6.0-8.0  | 9.0                  | 28.6                    | 11.5               | -          | -     | -     | Black    |
| 13930        |       | 235/55R18 |    | 100 | Q  | 4   | 51            | 1,764          | - | 7.5       | 6.5-8.5  | 9.6                  | 28.1                    | 11.5               | -          | -     | -     | Black    |
| 13931        |       | 235/60R18 |    | 103 | Q  | 4   | 51            | 1,929          | - | 7.0       | 6.5-8.5  | 9.4                  | 29.1                    | 11.5               | -          | -     | -     | Black    |
| 13945        |       | 265/60R18 |    | 110 | Q  | 4   | 51            | 2,337          | - | 8.0       | 7.5-9.5  | 10.7                 | 30.5                    | 11.5               | -          | -     | -     | Black    |
| 13947        |       | 285/60R18 |    | 116 | Q  | 4   | 51            | 2,756          | - | 8.5       | 8.0-10.0 | 11.5                 | 31.5                    | 11.5               | -          | -     | -     | Black    |
| 16345        |       | 255/50R19 | XL | 107 | T  | 4   | 50            | 2,149          | - | 8.0       | 7.0-9.0  | 10.4                 | 29.1                    | 11.5               | -          | -     | -     | Black    |
| 16346        |       | 265/50R20 | XL | 111 | T  | 4   | 50            | 2,403          | - | 8.5       | 7.5-9.5  | 10.9                 | 30.5                    | 11.5               | -          | -     | -     | Black    |
| 16347        |       | 285/50R20 | XL | 116 | T  | 4   | 50            | 2,756          | - | 9.0       | 8.0-10.0 | 11.7                 | 31.3                    | 11.5               | -          | -     | -     | Black    |

Technical data can be changed without further notice.  
TBA – To Be Announced to selected dealers.

**PERFORMANCE RATINGS**



SNOW TRACTION  
**8**



ICE TRACTION  
**8**



DRY HANDLING  
**6**



WET HANDLING  
**6**



ROLLING RESISTANCE  
**6**



COMFORT  
**8**



**WINGUARD** winSpike3

**TOTAL**  
COVERAGE  
WARRANTY  
NEKEN TIRE



**STUDDABLE WINTER**

The Winguard Winspike 3 tires are molded to allow for stud installation that provides better traction on ice and snow. It was developed for the drivers of sedans, crossovers, and SUVs looking for sure-footed performance and traditional wintertime traction on dry, wet, and snow-covered roads.



TREAD WEAR WARRANTY  
N/A



ROAD HAZARD WARRANTY  
N/A



ROADSIDE ASSISTANCE  
36 MONTHS

| Product Code | P/ LT | Size      | XL | LI  | SR | PLY | Max Air (psi) | Max Load (lbs) |   | Rim       |          | Section Width (inch) | Overall Diameter (inch) | Tread Depth (/32") | UTQG       |       |       | Sidewall |
|--------------|-------|-----------|----|-----|----|-----|---------------|----------------|---|-----------|----------|----------------------|-------------------------|--------------------|------------|-------|-------|----------|
|              |       |           |    |     |    |     |               | S              | D | Measuring | Approved |                      |                         |                    | Tread-wear | Trac. | Temp. |          |
| 18398        |       | 175/70R13 |    | 82  | T  | 4   | 51            | 1,047          | - | 5.0       | 4.5-6.0  | 7.0                  | 22.7                    | 11.0               | -          | -     | -     | Black    |
| 18402        |       | 175/65R14 | XL | 86  | T  | 4   | 50            | 1,168          | - | 5.0       | 5.0-6.0  | 7.0                  | 23.0                    | 11.0               | -          | -     | -     | Black    |
| 18399        |       | 175/70R14 |    | 84  | T  | 4   | 51            | 1,102          | - | 5.0       | 4.5-6.0  | 7.0                  | 23.7                    | 11.0               | -          | -     | -     | Black    |
| 18410        |       | 185/60R14 |    | 82  | T  | 4   | 51            | 1,047          | - | 5.5       | 5.0-6.5  | 7.4                  | 22.8                    | 11.0               | -          | -     | -     | Black    |
| 18404        |       | 185/65R14 | XL | 90  | T  | 4   | 50            | 1,323          | - | 5.5       | 5.0-6.5  | 7.4                  | 23.5                    | 11.0               | -          | -     | -     | Black    |
| 18414        |       | 185/70R14 | XL | 92  | T  | 4   | 50            | 1,389          | - | 5.5       | 4.5-6.0  | 7.4                  | 24.3                    | 11.0               | -          | -     | -     | Black    |
| 18412        |       | 195/70R14 |    | 91  | T  | 4   | 51            | 1,356          | - | 6.0       | 5.0-6.5  | 7.9                  | 24.8                    | 11.0               | -          | -     | -     | Black    |
| 18400        |       | 175/65R15 | XL | 88  | T  | 4   | 50            | 1,235          | - | 5.0       | 5.0-6.0  | 7.0                  | 24.0                    | 11.0               | -          | -     | -     | Black    |
| 18401        |       | 185/55R15 | XL | 86  | T  | 4   | 50            | 1,168          | - | 6.0       | 5.0-6.5  | 7.6                  | 23.0                    | 11.0               | -          | -     | -     | Black    |
| 18409        |       | 185/60R15 | XL | 88  | T  | 4   | 50            | 1,235          | - | 5.5       | 5.0-6.5  | 7.4                  | 23.7                    | 11.0               | -          | -     | -     | Black    |
| 17630        |       | 185/65R15 | XL | 92  | T  | 4   | 50            | 1,389          | - | 5.5       | 5.0-6.5  | 7.4                  | 24.4                    | 11.0               | -          | -     | -     | Black    |
| 18406        |       | 195/55R15 | XL | 89  | T  | 4   | 50            | 1,279          | - | 6.0       | 5.5-7.0  | 7.9                  | 23.4                    | 11.0               | -          | -     | -     | Black    |
| 18397        |       | 195/60R15 | XL | 92  | T  | 4   | 50            | 1,389          | - | 6.0       | 5.5-7.0  | 7.9                  | 24.2                    | 11.0               | -          | -     | -     | Black    |
| 17629        |       | 195/65R15 | XL | 95  | T  | 4   | 50            | 1,521          | - | 6.0       | 5.5-7.0  | 7.9                  | 25.0                    | 11.0               | -          | -     | -     | Black    |
| 18411        |       | 205/65R15 | XL | 99  | T  | 4   | 50            | 1,709          | - | 6.0       | 5.5-7.5  | 8.2                  | 25.5                    | 11.0               | -          | -     | -     | Black    |
| 17633        |       | 205/70R15 |    | 96  | T  | 4   | 51            | 1,565          | - | 6.0       | 5.0-7.0  | 8.2                  | 26.3                    | 11.0               | -          | -     | -     | Black    |
| 18474        |       | 215/70R15 |    | 98  | T  | 4   | 51            | 1,653          | - | 6.5       | 5.5-7.0  | 8.7                  | 26.9                    | 11.0               | -          | -     | -     | Black    |
| 10896        |       | 235/75R15 | XL | 109 | T  | 4   | 50            | 2,271          | - | 6.5       | 6.0-8.0  | 9.3                  | 28.9                    | 11.0               | -          | -     | -     | Black    |
| 17637        |       | 195/55R16 | XL | 91  | T  | 4   | 50            | 1,356          | - | 6.0       | 5.5-7.0  | 7.9                  | 24.4                    | 11.0               | -          | -     | -     | Black    |
| 18407        |       | 195/55R16 |    | 87  | T  | 4   | 51            | 1,201          | - | 6.0       | 5.5-7.0  | 7.9                  | 24.4                    | 11.0               | -          | -     | -     | Black    |

CONTINUED ON NEXT PAGE ...

**PERFORMANCE RATINGS**

SNOW TRACTION 9
 ICE TRACTION 10
 DRY HANDLING 7
 WET HANDLING 7
 ROLLING RESISTANCE 6
 COMFORT 7

**WINGUARD** winSpike3

CONTINUED FROM PREVIOUS PAGE

| Product Code | P/ LT | Size      | XL | LI  | SR | PLY | Max Air (psi) | Max Load (lbs) |   | Rim       |          | Section Width (inch) | Overall Diameter (inch) | Tread Depth (/32") | UTQG       |       |       | Sidewall |
|--------------|-------|-----------|----|-----|----|-----|---------------|----------------|---|-----------|----------|----------------------|-------------------------|--------------------|------------|-------|-------|----------|
|              |       |           |    |     |    |     |               | S              | D | Measuring | Approved |                      |                         |                    | Tread-wear | Trac. | Temp. |          |
| 17628        |       | 205/55R16 | XL | 94  | T  | 4   | 50            | 1,477          | - | 6.5       | 5.5-7.5  | 8.4                  | 24.9                    | 11.0               | -          | -     | -     | Black    |
| 17634        |       | 205/60R16 | XL | 96  | T  | 4   | 50            | 1,565          | - | 6.0       | 5.5-7.5  | 8.2                  | 25.7                    | 11.0               | -          | -     | -     | Black    |
| 11286        |       | 205/60R16 |    | 92  | T  | 4   | 51            | 1,389          | - | 6.0       | 5.5-7.5  | 8.2                  | 25.7                    | 11.0               | -          | -     | -     | Black    |
| 17631        |       | 205/65R16 |    | 95  | T  | 4   | 51            | 1,521          | - | 6.0       | 5.5-7.5  | 8.2                  | 26.5                    | 11.0               | -          | -     | -     | Black    |
| 18413        |       | 215/55R16 | XL | 97  | T  | 4   | 50            | 1,609          | - | 7.0       | 6.0-7.5  | 8.9                  | 25.3                    | 11.0               | -          | -     | -     | Black    |
| 17636        |       | 215/60R16 | XL | 99  | T  | 4   | 50            | 1,709          | - | 6.5       | 6.0-7.5  | 8.7                  | 26.1                    | 11.0               | -          | -     | -     | Black    |
| 18432        |       | 215/65R16 | XL | 102 | T  | 4   | 50            | 1,874          | - | 6.5       | 6.0-7.5  | 8.7                  | 27.0                    | 11.0               | -          | -     | -     | Black    |
| 11248        |       | 215/70R16 |    | 100 | T  | 4   | 51            | 1,764          | - | 6.5       | 5.5-7.0  | 8.7                  | 27.9                    | 11.0               | -          | -     | -     | Black    |
| 11116        |       | 225/60R16 |    | 98  | T  | 4   | 51            | 1,653          | - | 6.5       | 6.0-8.0  | 9.0                  | 26.6                    | 11.0               | -          | -     | -     | Black    |
| 11184        |       | 225/70R16 | XL | 107 | T  | 4   | 50            | 2,149          | - | 6.5       | 6.0-7.5  | 9.0                  | 28.4                    | 11.0               | -          | -     | -     | Black    |
| 10668        |       | 235/70R16 |    | 106 | T  | 4   | 51            | 2,094          | - | 7.0       | 6.0-8.0  | 9.4                  | 29.0                    | 11.0               | -          | -     | -     | Black    |
| 11245        |       | 245/70R16 |    | 107 | T  | 4   | 51            | 2,149          | - | 7.0       | 6.5-8.0  | 9.8                  | 29.5                    | 11.0               | -          | -     | -     | Black    |
| 10799        |       | 265/70R16 |    | 112 | T  | 4   | 51            | 2,469          | - | 8.0       | 7.0-9.0  | 10.7                 | 30.6                    | 11.0               | -          | -     | -     | Black    |
| 18422        |       | 205/50R17 | XL | 93  | T  | 4   | 50            | 1,433          | - | 6.5       | 5.5-7.5  | 8.4                  | 25.1                    | 11.0               | -          | -     | -     | Black    |
| 18423        |       | 215/45R17 | XL | 91  | T  | 4   | 50            | 1,356          | - | 7.0       | 7.0-8.0  | 8.4                  | 24.6                    | 11.0               | -          | -     | -     | Black    |
| 18417        |       | 215/50R17 | XL | 95  | T  | 4   | 50            | 1,521          | - | 7.0       | 6.0-7.5  | 8.9                  | 25.5                    | 11.0               | -          | -     | -     | Black    |
| 17632        |       | 215/55R17 | XL | 98  | T  | 4   | 50            | 1,653          | - | 7.0       | 6.0-7.5  | 8.9                  | 26.3                    | 11.0               | -          | -     | -     | Black    |
| 18421        |       | 215/60R17 | XL | 100 | T  | 4   | 50            | 1,764          | - | 6.5       | 6.0-7.5  | 8.7                  | 27.2                    | 11.0               | -          | -     | -     | Black    |
| 11013        |       | 215/65R17 |    | 99  | T  | 4   | 51            | 1,709          | - | 6.5       | 6.0-7.5  | 8.7                  | 28.0                    | 11.0               | -          | -     | -     | Black    |
| 18425        |       | 225/45R17 |    | 91  | T  | 4   | 51            | 1,356          | - | 7.5       | 7.0-8.5  | 8.9                  | 25.0                    | 11.0               | -          | -     | -     | Black    |
| 17635        |       | 225/50R17 | XL | 98  | T  | 4   | 50            | 1,653          | - | 7.0       | 6.0-8.0  | 9.2                  | 25.9                    | 11.0               | -          | -     | -     | Black    |
| 18420        |       | 225/55R17 | XL | 101 | T  | 4   | 50            | 1,819          | - | 7.0       | 6.0-8.0  | 9.2                  | 26.8                    | 11.0               | -          | -     | -     | Black    |
| 10910        |       | 225/60R17 |    | 99  | T  | 4   | 51            | 1,709          | - | 6.5       | 6.0-8.0  | 9.0                  | 27.6                    | 11.0               | -          | -     | -     | Black    |
| 10826        |       | 225/65R17 |    | 102 | T  | 4   | 51            | 1,874          | - | 6.5       | 6.0-8.0  | 9.0                  | 28.5                    | 11.0               | -          | -     | -     | Black    |
| 18424        |       | 235/45R17 | XL | 97  | T  | 4   | 50            | 1,609          | - | 8.0       | 7.5-9.0  | 9.3                  | 25.7                    | 11.0               | -          | -     | -     | Black    |
| 18431        |       | 235/55R17 | XL | 103 | T  | 4   | 50            | 1,929          | - | 7.5       | 6.5-8.5  | 9.6                  | 27.2                    | 11.0               | -          | -     | -     | Black    |
| 11229        |       | 235/60R17 |    | 102 | T  | 4   | 51            | 1,874          | - | 7.0       | 6.5-8.5  | 9.4                  | 28.1                    | 11.0               | -          | -     | -     | Black    |
| 10886        |       | 235/65R17 |    | 104 | T  | 4   | 51            | 1,984          | - | 7.0       | 6.5-8.5  | 9.4                  | 29.1                    | 11.0               | -          | -     | -     | Black    |
| 18426        |       | 245/45R17 | XL | 99  | T  | 4   | 50            | 1,709          | - | 8.0       | 7.5-9.0  | 9.6                  | 25.7                    | 11.0               | -          | -     | -     | Black    |
| 10914        |       | 245/65R17 |    | 107 | T  | 4   | 51            | 2,149          | - | 7.0       | 7.0-8.5  | 9.8                  | 29.5                    | 11.0               | -          | -     | -     | Black    |
| 11183        |       | 265/65R17 | XL | 116 | T  | 4   | 50            | 2,756          | - | 8.0       | 7.5-9.5  | 10.7                 | 30.6                    | 11.0               | -          | -     | -     | Black    |
| 10905        |       | 265/70R17 |    | 115 | T  | 4   | 51            | 2,679          | - | 8.0       | 7.0-9.0  | 10.7                 | 31.7                    | 11.0               | -          | -     | -     | Black    |
| 18427        |       | 225/40R18 | XL | 92  | T  | 4   | 50            | 1,389          | - | 8.0       | 7.5-9.0  | 9.1                  | 25.1                    | 11.0               | -          | -     | -     | Black    |
| 18429        |       | 225/45R18 | XL | 95  | T  | 4   | 50            | 1,521          | - | 7.5       | 7.0-8.5  | 8.9                  | 25.9                    | 11.0               | -          | -     | -     | Black    |
| 11241        |       | 225/50R18 | XL | 99  | T  | 4   | 50            | 1,709          | - | 7.0       | 6.0-8.0  | 9.2                  | 26.9                    | 11.0               | -          | -     | -     | Black    |
| 10888        |       | 225/55R18 |    | 98  | T  | 4   | 51            | 1,653          | - | 7.0       | 6.0-8.0  | 9.2                  | 27.8                    | 11.0               | -          | -     | -     | Black    |
| 11061        |       | 225/60R18 | XL | 104 | T  | 4   | 50            | 1,984          | - | 6.5       | 6.0-8.0  | 9.0                  | 28.6                    | 11.0               | -          | -     | -     | Black    |
| 11246        |       | 225/60R18 |    | 100 | T  | 4   | 51            | 1,764          | - | 6.5       | 6.0-8.0  | 9.0                  | 28.6                    | 11.0               | -          | -     | -     | Black    |
| 18419        |       | 235/40R18 | XL | 95  | T  | 4   | 50            | 1,521          | - | 8.5       | 8.0-9.5  | 9.5                  | 25.4                    | 11.0               | -          | -     | -     | Black    |
| 18418        |       | 235/45R18 | XL | 98  | T  | 4   | 50            | 1,653          | - | 8.0       | 7.5-9.0  | 9.3                  | 26.3                    | 11.0               | -          | -     | -     | Black    |
| 18415        |       | 235/50R18 | XL | 101 | T  | 4   | 50            | 1,819          | - | 7.5       | 6.5-8.5  | 9.6                  | 27.3                    | 11.0               | -          | -     | -     | Black    |
| 11012        |       | 235/55R18 |    | 100 | T  | 4   | 51            | 1,764          | - | 7.5       | 6.5-8.5  | 9.6                  | 28.1                    | 11.0               | -          | -     | -     | Black    |
| 10688        |       | 235/60R18 | XL | 107 | T  | 4   | 50            | 2,149          | - | 7.0       | 6.5-8.5  | 9.4                  | 29.1                    | 11.0               | -          | -     | -     | Black    |
| 10629        |       | 235/65R18 |    | 106 | T  | 4   | 51            | 2,094          | - | 7.0       | 6.5-8.5  | 9.4                  | 30.0                    | 11.0               | -          | -     | -     | Black    |
| 18416        |       | 245/40R18 | XL | 97  | T  | 4   | 50            | 1,609          | - | 8.5       | 8.0-9.5  | 9.8                  | 25.7                    | 11.0               | -          | -     | -     | Black    |
| 18430        |       | 245/45R18 | XL | 100 | T  | 4   | 50            | 1,764          | - | 8.0       | 7.5-9.0  | 9.6                  | 26.7                    | 11.0               | -          | -     | -     | Black    |
| 18428        |       | 245/50R18 | XL | 104 | T  | 4   | 50            | 1,984          | - | 7.5       | 7.0-8.5  | 10.0                 | 27.7                    | 11.0               | -          | -     | -     | Black    |
| 11095        |       | 245/60R18 |    | 105 | T  | 4   | 51            | 2,039          | - | 7.0       | 7.0-8.5  | 9.8                  | 29.6                    | 11.0               | -          | -     | -     | Black    |
| 11285        |       | 255/55R18 | XL | 109 | T  | 4   | 50            | 2,271          | - | 8.0       | 7.0-9.0  | 10.4                 | 29.0                    | 11.0               | -          | -     | -     | Black    |
| 11242        |       | 255/60R18 | XL | 112 | T  | 4   | 50            | 2,469          | - | 7.5       | 7.0-9.0  | 10.2                 | 30.0                    | 11.0               | -          | -     | -     | Black    |
| 11233        |       | 265/60R18 | XL | 114 | T  | 4   | 50            | 2,601          | - | 8.0       | 7.5-9.5  | 10.7                 | 30.5                    | 11.0               | -          | -     | -     | Black    |
| 10670        |       | 275/65R18 |    | 116 | T  | 4   | 51            | 2,756          | - | 8.0       | 7.5-9.5  | 11.0                 | 32.1                    | 11.0               | -          | -     | -     | Black    |

CONTINUED ON NEXT PAGE ...



CONTINUED FROM PREVIOUS PAGE

| Product Code | P/ LT | Size      | XL | LI  | SR | PLY | Max Air (psi) | Max Load (lbs) |   | Rim       |          | Section Width (inch) | Overall Diameter (inch) | Tread Depth (/32") | UTQG       |       |       | Sidewall |
|--------------|-------|-----------|----|-----|----|-----|---------------|----------------|---|-----------|----------|----------------------|-------------------------|--------------------|------------|-------|-------|----------|
|              |       |           |    |     |    |     |               | S              | D | Measuring | Approved |                      |                         |                    | Tread-wear | Trac. | Temp. |          |
| 10953        |       | 235/55R19 | XL | 105 | T  | 4   | 50            | 2,039          | - | 7.5       | 6.5-8.5  | 9.6                  | 29.2                    | 11.0               | -          | -     | -     | Black    |
| 11243        |       | 245/45R19 | XL | 102 | T  | 4   | 50            | 1,874          | - | 8.0       | 7.5-9.0  | 9.6                  | 27.7                    | 11.0               | -          | -     | -     | Black    |
| 11247        |       | 245/50R19 | XL | 105 | T  | 4   | 50            | 2,039          | - | 7.5       | 7.0-8.5  | 10.0                 | 28.7                    | 11.0               | -          | -     | -     | Black    |
| 11244        |       | 255/50R19 | XL | 107 | T  | 4   | 50            | 2,149          | - | 8.0       | 7.0-9.0  | 10.4                 | 29.1                    | 11.0               | -          | -     | -     | Black    |
| 11231        |       | 255/55R19 | XL | 111 | T  | 4   | 50            | 2,403          | - | 8.0       | 7.0-9.0  | 10.4                 | 30.0                    | 11.0               | -          | -     | -     | Black    |
| 11127        |       | 265/50R20 |    | 107 | T  | 4   | 51            | 2,149          | - | 8.5       | 7.5-9.5  | 10.9                 | 30.5                    | 11.0               | -          | -     | -     | Black    |
| 11249        |       | 275/45R20 | XL | 110 | T  | 4   | 50            | 2,337          | - | 9.0       | 8.5-10.5 | 10.7                 | 29.8                    | 11.0               | -          | -     | -     | Black    |
| 11234        |       | 275/50R20 | XL | 113 | T  | 4   | 50            | 2,535          | - | 8.5       | 7.5-9.5  | 11.2                 | 30.9                    | 11.0               | -          | -     | -     | Black    |
| 10887        |       | 275/55R20 |    | 113 | T  | 4   | 51            | 2,535          | - | 8.5       | 7.5-9.5  | 11.2                 | 31.9                    | 11.0               | -          | -     | -     | Black    |
| 10897        |       | 275/60R20 |    | 115 | T  | 4   | 51            | 2,679          | - | 8.0       | 7.5-9.5  | 11.0                 | 33.0                    | 11.0               | -          | -     | -     | Black    |
| 11235        |       | 285/50R20 | XL | 116 | T  | 4   | 50            | 2,756          | - | 9.0       | 8.0-10.0 | 11.7                 | 31.3                    | 11.0               | -          | -     | -     | Black    |

Technical data can be changed without further notice.  
T.S.M.I. #12  
TBA — To Be Announced to selected dealers.

WINGUARD winSpike

TOTAL  
COVERAGE  
WARRANTY  
NEXEN TIRE



STUDDABLE WINTER

Winguard Winspike tires are molded for installing studs that dig into snow or ice for better traction. The optimized arrangement of sipes and block rigidity maximizes handling and traction on ice in combination with the V-shaped tread pattern. Noise is addressed by the calculated placement of 12 multi-random stud lines.



TREAD WEAR WARRANTY  
N/A



ROAD HAZARD WARRANTY  
N/A



ROADSIDE ASSISTANCE  
36 MONTHS

| Product Code | P/ LT | Size        | XL | LI      | SR | PLY | Max Air (psi) | Max Load (lbs) |       | Rim       |          | Section Width (inch) | Overall Diameter (inch) | Tread Depth (/32") | UTQG       |       |       | Sidewall |
|--------------|-------|-------------|----|---------|----|-----|---------------|----------------|-------|-----------|----------|----------------------|-------------------------|--------------------|------------|-------|-------|----------|
|              |       |             |    |         |    |     |               | S              | D     | Measuring | Approved |                      |                         |                    | Tread-wear | Trac. | Temp. |          |
| 12805        | LT    | 235/75R15   |    | 110/107 | Q  | 8   | 65            | 2,335          | 2,150 | 6.5       | 6.0-7.0  | 9.3                  | 28.9                    | 16.0               | -          | -     | -     | Black    |
| 12804        | LT    | 225/75R16   |    | 115/112 | Q  | 10  | 80            | 2,680          | 2,470 | 6.0       | 6.0-7.0  | 8.8                  | 29.3                    | 16.0               | -          | -     | -     | Black    |
| 12808        | LT    | 235/85R16   |    | 120/116 | Q  | 10  | 80            | 3,042          | 2,778 | 6.5       | 6.0-7.5  | 9.3                  | 31.7                    | 16.0               | -          | -     | -     | Black    |
| 12806        | LT    | 245/75R16   |    | 120/116 | Q  | 10  | 80            | 3,042          | 2,778 | 7.0       | 6.5-7.5  | 9.8                  | 30.5                    | 16.0               | -          | -     | -     | Black    |
| 12807        | LT    | 265/75R16   |    | 123/120 | Q  | 10  | 80            | 3,415          | 3,085 | 7.5       | 7.0-8.0  | 10.5                 | 31.7                    | 16.0               | -          | -     | -     | Black    |
| 12802        | LT    | 245/70R17   |    | 119/116 | Q  | 10  | 80            | 3,000          | 2,755 | 7.0       | 6.5-8.0  | 9.8                  | 30.6                    | 16.0               | -          | -     | -     | Black    |
| 14045        | LT    | 245/75R17   |    | 121/118 | Q  | 10  | 80            | 3,195          | 2,910 | 7.0       | 6.5-7.5  | 9.8                  | 31.5                    | 16.0               | -          | -     | -     | Black    |
| 14039        | LT    | 265/65R17   |    | 120/117 | Q  | 10  | 80            | 3,085          | 2,835 | 8.0       | 7.5-9.5  | 10.7                 | 30.6                    | 16.0               | -          | -     | -     | Black    |
| 12803        | LT    | 265/70R17   |    | 121/118 | Q  | 10  | 80            | 3,195          | 2,910 | 8.0       | 7.0-8.5  | 10.7                 | 31.7                    | 16.0               | -          | -     | -     | Black    |
| 14048        | LT    | 31X10.50R15 |    | 109     | Q  | 6   | 50            | 2,270          | -     | 8.5       | 7.0-9.0  | 10.6                 | 30.5                    | 16.0               | -          | -     | -     | Black    |
| 14040        | LT    | 195/70R15C  |    | 104/102 | R  | 8   | 65            | 1,984          | 1,874 | 6.0       | 5.0-6.0  | 7.9                  | 25.8                    | 12.5               | -          | -     | -     | Black    |
| 14041        | LT    | 225/70R15C  |    | 112/110 | R  | 8   | 65            | 2,469          | 2,337 | 6.5       | 6.0-7.0  | 9.0                  | 27.4                    | 12.5               | -          | -     | -     | Black    |
| 14043        | LT    | 195/75R16C  |    | 107/105 | R  | 8   | 69            | 2,149          | 2,039 | 5.5       | 5.0-6.0  | 7.7                  | 27.5                    | 12.5               | -          | -     | -     | Black    |
| 16386        | LT    | 235/65R16C  |    | 121/119 | R  | 10  | 83            | 3,197          | 2,998 | 7.0       | 6.5-7.5  | 9.4                  | 28.0                    | 12.5               | -          | -     | -     | Black    |

Technical data can be changed without further notice.  
C Type: T.S.M.I #12, LT Metric : T.S.M.I #15  
TBA — To Be Announced to selected dealers.



OFFICIAL SPONSOR SINCE 2017

PERFORMANCE RATINGS





# EURO WIN

**TOTAL**  
COVERAGE  
WARRANTY  
NEXEN TIRE

## STUDLESS WINTER

The EuroWin is Nexen's Light Truck/SUV Studless Ice & Snow tire developed for the Nissan NV200 and Chevy City Express to transport heavy loads.



TREAD WEAR WARRANTY  
N/A



ROAD HAZARD WARRANTY  
N/A



ROADSIDE ASSISTANCE  
36 MONTHS



| Product Code | P/ LT | Size       | XL | LI    | SR | PLY | Max Air (psi) | Max Load (lbs) |       | Rim       |          | Section Width (inch) | Overall Diameter (inch) | Tread Depth (/32") | UTQG       |       |       | Sidewall |
|--------------|-------|------------|----|-------|----|-----|---------------|----------------|-------|-----------|----------|----------------------|-------------------------|--------------------|------------|-------|-------|----------|
|              |       |            |    |       |    |     |               | S              | D     | Measuring | Approved |                      |                         |                    | Tread-wear | Trac. | Temp. |          |
| 10873        |       | 185/60R15C |    | 94/92 | T  | 6   | 54            | 1,477          | 1,389 | 5.5       | 5.5-6.0  | 7.4                  | 23.7                    | 10.5               | -          | -     | -     | Black    |

Technical data can be changed without further notice.  
TBA — To Be Announced to selected dealers.

## Original Equipment 2022 Patterns



**NFERA SUR4g**

approved for  
**PORSCHE**



**NFERA Sport**



**NFERA AUT**

approved for  
**PORSCHE**



**NFERA RU1**



**NPriz S**



**NPriz AH8**



**ROADIAN GTX**



**NPriz RH7**



LT275/70R18



**ROADIAN AT PRO RA8**

LT235/80R17



**ROADIAN HTX RH5**

275/55R20



LT235/80R17



**ROADIAN CT8 HL**



**CP662**



**CP671**



**N blue EV**

## PERFORMANCE RATINGS



SNOW TRACTION  
8



ICE TRACTION  
8



DRY HANDLING  
6



WET HANDLING  
6



ROLLING RESISTANCE  
6









COMFORT  
8





# Original Equipment 2022

| Brand   | Model   | Model Year     | Product      | Product Code    | Size        | LI/SR       | UTQG Wear | F.E.T.  |         |
|---|---|----------------|--------------|-----------------|-------------|-------------|-----------|---------|---------|
|    | 200   | 2015-2017      | CP671        | 12909           | 215/55R17   | 94          | H         | 400 A A |         |
|   |   |                |              | 12910           | 235/45R18   | 94          | H         | 400 A A |         |
|   |   |                |              | 16312           | 235/40R19   | 96          | H         | 400 A A |         |
|   | Pacifica  | 2017-2022      | N'PRIZ RH7@  | 14376           | 235/60R18   | 103         | H         | 680 A A |         |
|    | Challenger RT Scat Pack 1320  | 2020-2022      | N'FERA SUR4G | 17387           | 275/40R20   | 102         | Y         | 100 A A |         |
|   | Journey   | 2019-2020      | N'PRIZ RH7   | 16489           | 225/65R17   | 102         | H         | 540 A A |         |
|   |   |                |              | 16490           | 225/55R19   | 99          | H         | 440 A A |         |
|   | Durango   | 2019-2022      | N'PRIZ RH7@  | * 16469         | P 245/65R18 | 110         | H         | 500 A A |         |
|    | 500L  | 2014-2020      | CP671        | 12525           | 205/55R16   | 91          | H         | 400 A A |         |
|   |   |                |              | 12526           | 225/45R17   | 91          | V         | 400 A A |         |
|   | 500X  | 2014-2019      | CP671        | 13536           | 215/55R17   | 94          | V         | 400 A A |         |
|   |   |                |              | 13535           | 215/60R17   | 96          | T         | 400 A A |         |
|  | Elantra   | 2013-2016      | CP671 H      | 12540           | P 205/55R16 | 89          | H         | 400 A A |         |
|   |   | 2017-2020      | N'PRIZ AH8   | 14386           | 195/65R15   | 91          | T         | 500 A A |         |
|   |   |                |              | 14194           | 205/55R16   | 91          | H         | 560 A A |         |
|   |   |                |              | 12842           | P 215/45R17 | 87          | H         | 400 A A |         |
|   |   | 2017-2021      | N'PRIZ AH8   | 14198           | 225/45R17   | 91          | W         | 500 A A |         |
|   | Kona  | 2018-2022      | N'PRIZ AH8   | 15605           | 205/60R16   | 92          | H         | 500 A A |         |
|   |   |                |              | 15606           | 215/55R17   | 94          | V         | 500 A A |         |
|   | Kona EV   | 2019-2022      | N'Priz S     | 17068           | 215/55R17   | 94          | V         | 560 A A |         |
|   | Tucson  | 2022           | Roadian GTX  | 16581           | 235/65R17   | 104         | H         | 600 A A |         |
|   | Veloster  | 2012-2017      | CP671 H      | 12842           | P 215/45R17 | 87          | H         | 400 A A |         |
|   |   |                |              | 14749           | 215/45R17   | 87          | H         | 500 A A |         |
|   |   | 2018-2021      | N'PRIZ AH8   | 14708           | 225/40R18   | 88          | W         | 500 A A |         |
|   | Venue   | 2020-2022      | N'PRIZ AH8   | 16094           | 205/55R17   | 91          | H         | 500 A A |         |
|   |  | Grand Cherokee | 2019-2022    | N'PRIZ RH7@     | * 16469     | P 245/65R18 | 110       | H       | 500 A A |
|   |   | Wagoneer       | 2022         | ROADIAN HTX RH5 | 15278       | 275/55R20   | 113       | T       | 640 A A |
|  | Forte   | 2014-2016      | CP671        | 12841           | P 195/65R15 | 89          | T         | 440 A A |         |
|   |   | 2017-2019      | N'PRIZ AH8   | 13466           | 195/65R15   | 91          | T         | 500 A A |         |
|   |   | 2017-2020      | N'PRIZ AH8   | 14194           | 205/55R16   | 91          | H         | 560 A A |         |
|   |   | 2014-2018      | CP671 H      | 12842           | P 215/45R17 | 87          | H         | 400 A A |         |
|   |   |                | CP671        | 16960           | P 225/40R18 | 88          | V         | 400 A A |         |
|   |   | Optima         | 2011-2014    | CP671           | 11449       | P 205/65R16 | 94        | H       | 400 A A |
|   | 2016-2020   |                | N'PRIZ AH8   | 13904           | 205/65R16   | 95          | H         | 440 A A |         |
|   | 2011-2015   |                | CP671        | 12259           | P 215/55R17 | 93          | V         | 400 A A |         |
|   | 2013-2015   |                | CP662        | 12261           | 225/45R18   | 95          | V         | 440 A A |         |

CONTINUED FROM PREVIOUS PAGE

| Brand   | Model           | Model Year | Product            | Product Code | Size         | LI/SR   | UTQG Wear | F.E.T.   |
|---|-----------------|------------|--------------------|--------------|--------------|---------|-----------|----------|
|    | Carnival        | 2021-2022  | Roadian GTX        | 17136        | 235/65R17    | 104     | H         | 600 A A  |
|   | Sorento         | 2015-2020  | N'PRIZ RH7         | 13423        | 235/60R18    | 103     | H         | 440 A A  |
|   | Sorento HEV     | 2022       | Roadian GTX        | 16581        | 235/65R17    | 104     | H         | 600 A A  |
|   | Soul            | 2010-2013  | CP662              | 11073        | P 195/65R15  | 89      | S         | 440 A A  |
|   |                 |            |                    | 11074        | P 205/55R16  | 89      | H         | 440 A A  |
|   |                 | 2014-2018  | CP671              | 13333        | 205/60R16    | 92      | H         | 400 A A  |
|   |                 |            | CP671 H            | 13320        | 215/55R17    | 94      | V         | 400 A A  |
|   |                 | 2019-2021  | N'PRIZ AH8         | 15605        | 205/60R16    | 92      | H         | 500 A A  |
|   |                 |            |                    | 15606        | 215/55R17    | 94      | V         | 500 A A  |
|   | 2014-2018       | CP671 H    | 13321              | 235/45R18    | 94           | V       | 400 A A   |          |
|   | Soul EV         | 2015-2020  | N'BLUE EV          | 15705        | 205/60R16    | 92      | H         | 400 A A  |
|   |                 | 2019-2021  | N'PRIZ AH8         | 15606        | 215/55R17    | 94      | V         | 500 A A  |
|   | Sportage        | 2011-2013  | CP671              | 11462        | 215/70R16    | 100     | H         | 460 A A  |
|   |                 | 2017-2018  | N'PRIZ RH7         | 14179        | 225/55R18    | 98      | H         | 540 A A  |
|   |                 | 2023       | Roadian GTX        | 16581        | 235/65R17    | 104     | H         | 600 A A  |
|    | Outlander Sport | 2014-2022  | N'PRIZ RH7         | 12817        | P 225/55R18  | 97      | H         | 440 A A  |
|   | Outlander       | 2022       | Roadian GTX        | 16640        | P 255/45R20  | 101     | W         | 600 A A  |
|   | GLE/GLS/GLC     | 2019-2022  | 402                | 16014        | T 155/80R19  | 114     | M         | -        |
|  | 1500            | 2018-2022  | ROADIAN HTX RH5    | 15278        | 275/55R20    | 113     | T         | 640 A A  |
|   |                 | 2014-2022  |                    | 13353        | LT 235/80R17 | 120/117 | R         | -        |
|   | 3500            | 2014-2022  | ROADIAN AT PRO RA8 | 13354        | LT 235/80R17 | 120/117 | R         | -        |
|   |                 | 2017-2022  |                    | 14760        | LT 275/70R18 | 125/122 | R         | -        |
|   | ProMaster       | 2015-2022  | ROADIAN CT8 HL     | 13427        | LT 225/75R16 | 115/112 | R         | -        |
|   |                 | 2017-2022  |                    | 15386        | 225/75R16C   | 121/120 | R         | -        |
|   | ProMaster City  | 2017-2022  | N'PRIZ AH8         | 14369        | 215/55R16    | 97      | H         | 440 A A  |
|  | Jetta           | 2018-2021  | N'PRIZ AH8         | 15530        | 205/55R17    | 91      | H         | 500 A A  |
|   |                 | 2022       | N'FERA AU7         | 16643        | 205/60R16    | 92      | H         | 500 A A  |
|   | Passat          | 2020-2021  | N'FERA AU7         | 16313        | 215/55R17    | 94      | H         | 560 A A  |
| approved for PORSCHE  | Panamera        | 2021-2022  | N'FERA Sport       | 16391        | 265/45R19    | 105     | Y         | 300 AA A |
|   |                 |            |                    | 16392        | 295/40R19    | 108     | Y         | 300 AA A |
|   | Macan           | 2017-2018  | N'FERA RU1         | 14969        | 235/55R19    | 101     | Y         | 320 AA A |
|   |                 | 2019-2022  |                    | 15697        | 235/55R19    | 101     | Y         | 320 AA A |
|   |                 | 2017-2018  |                    | 14942        | 255/50R19    | 103     | Y         | 320 AA A |
| 2019-2022   | 15698           | 255/50R19  | 103                | Y            | 320 AA A     |         |           |          |

NEW

NEW

NEW

NEW

NEW

NEW

NEW

Technical data can be changed without further notice.  
\* Spare Tire

CONTINUED ON NEXT PAGE ...





**NEXEN** NEXEN TIRE

Learn more about tires on our website.