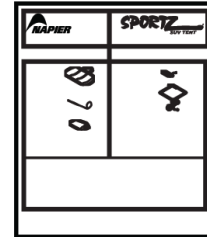


PACKAGE COMPONENTS

Strap protectors (6)


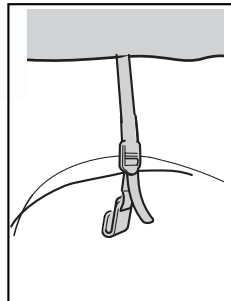


Instructions




INSTALLATION INSTRUCTIONS


1) Locate the vehicle straps with J hooks (3 on each side of the vehicle).



2) Slide strap over J hook completely by inserting the J hook into the open end of the strap protector.



3) Secure J hook in the appropriate area of the truck body. Tighten the straps by pulling the webbing. Remember, the straps should not be too tight.



⚠ WARNING

- Keep all flame and heat sources away from the tent fabric. The tent is made with flame-resistant fabric which meets CPAI-84 specifications. It is not fireproof. The fabric will burn if left in continuous contact with any flame source. The application of any foreign substance to the tent fabric may render the flame-resistant properties ineffective.
- To prevent carbon monoxide from entering the vehicle and tent area, do not run the engine, do not cook inside the tent, and do not use a gas heater in the tent. Carbon monoxide is dangerous to your health.
- Engine must be off and exhaust must be fully cooled before tent installation and use.