

1964-73

MUSTANG CATALOG

Mustang America

PARTS / INTERIORS / WHEELS / ACCESSORIES





Mustang America

1964-1973 MUSTANG CATALOG

| | |
|---------------------------|---------|
| Car Covers | 1-2 |
| 1964-1973 Interiors | 3-39 |
| 1964-1973 Parts | 40-127 |
| Gift & Apparel | 128-142 |
| Policies & Index | 143-144 |







#MA60016 1969-70



Onyx
by Mustang America



#MA60019
1971-73 Fastback



#MA60029
2005-17 Coupe
& Convertible

ONYX CAR COVERS 3 YEAR WARRANTY

INDOOR COVER — Mustang America's Onyx Indoor Car Cover is the Premium cover for the Premium Sports Car. Made of a polyester blend that includes Lycra/Spandex, it creates the perfect combination of a Satin-like exterior feel with a luxuriously soft underside to pamper your Mustang's finish. The front and rear hems, mirror pockets and generation-specific patterns are tailored to your Mustang. Its stretchability results in a sleek, form-fitting look that is easy to slip on.

FREE storage bag & 3 Year Warranty Included!

- MA60010** 65-68 Onyx Car Cover - Convertible & Coupe
- MA60011** 65-68 Onyx Car Cover - Fastback
- MA60012** 67-68 Onyx Car Cover - Shelby
- MA60015** 69-70 Onyx Car Cover - Convertible
- MA60014** 69-70 Onyx Car Cover - Coupe
- MA60016** 69-70 Onyx Car Cover - Fastback
- MA60018** 71-73 Onyx Car Cover - Convertible
- MA60017** 71-73 Onyx Car Cover - Coupe
- MA60019** 71-73 Onyx Car Cover - Fastback
- MA60021** 79-85 Onyx Car Cover - Convertible & Coupe
- MA60022** 79-85 Onyx Car Cover - Fastback & GT
- MA60024** 86-93 Onyx Car Cover - Convertible
- MA60023** 86-93 Onyx Car Cover - Coupe
- MA60026** 86-93 Onyx Car Cover - Fastback GT
- MA60025** 86-93 Onyx Car Cover - Fastback LX
- MA60027** 94-98 Onyx Car Cover - Convertible & Coupe
- MA60028** 99-04 Onyx Car Cover - Convertible & Coupe
- MA60029** 05-17 Onyx Car Cover - Convertible & Coupe

FREE storage bag & 3 Year Warranty Included!



#MA60000 1965-68



Made by Mustang America!

MAXTECH CAR COVERS 2 YEAR WARRANTY

INDOOR & OUTDOOR COVER — Sun, snow, rain, or sleet - when it comes to superior and affordable outdoor protection, the MaxTech Car Cover gives you the most for your dollar! Features four layers of protection, front and rear elastic, custom fit mirror pockets, non-scratch tie-down grommets, and comes complete with storage bag, cable & cable lock. Blocks out moisture, dirt, and pollutants while letting air pass through! Comes in an attractive gray finish. **FREE storage bag, cable & cable lock included!**



#MA60009
1971-73 Fastback

- MA60000** 65-68 MaxTech Car Cover - Coupe & Convertible
- MA60001** 65-68 MaxTech Car Cover - Fastback
- MA60002** 67-68 MaxTech Car Cover - Shelby
- MA60004** 69-70 MaxTech Car Cover - Cpe w/o Mirror Pockets
- MA60005** 69-70 MaxTech Car Cover - Convertible
- MA60006** 69-70 MaxTech Car Cover - Fastback
- MA60008** 71-73 MaxTech Car Cover - Convertible
- MA60007** 71-73 MaxTech Car Cover - Coupe
- MA60009** 71-73 MaxTech Car Cover - Fastback
- MA60041** 79-85 MaxTech Car Cover - Coupe & Convertible
- MA60042** 79-85 MaxTech Car Cover - Fastback & GT
- MA60044** 86-93 MaxTech Car Cover - Convertible
- MA60043** 86-93 MaxTech Car Cover - Coupe
- MA60045** 86-93 MaxTech Car Cover - Fastback LX
- MA60046** 86-93 MaxTech Car Cover - Fastback & GT
- MA60047** 94-98 MaxTech Car Cover - Coupe & Convertible
- MA60048** 99-04 MaxTech Car Cover - Coupe & Convertible
- MA60049** 05-17 MaxTech Car Cover - Coupe & Convertible

FREE storage bag, cable & cable lock included!

ECONOTECH CAR COVERS 1 YEAR WARRANTY

INDOOR & OUTDOOR COVER — A light, single-layer cover that repels water & dirt but remains breathable. The model specific pattern ensures a proper fit! One of the finest budget-priced covers.



- MA60070** 64-68 EconoTech - Coupe & Convertible
- MA60071** 65-68 EconoTech - Fastback
- MA60072** 67-68 EconoTech - Shelby
- MA60074** 69-70 EconoTech - Coupe - w/o Mirror Pockets
- MA60075** 69-70 EconoTech - Convertible
- MA60076** 69-70 EconoTech - Fastback
- MA60077** 71-73 EconoTech - Coupe
- MA60078** 71-73 EconoTech - Convertible
- MA60079** 71-73 EconoTech - Fastback

FREE storage bag, cable & cable lock included!



INTERIORS

Mustang America offers premium TMI Seat Covers. These first generation Mustang seat covers feature exact and authentic colors, which makes matching OEM and TMI colors easy and accurate. TMI vinyl seats use the thickest vinyl in the industry. This helps your seats to look new longer, hold up to wear better and retain their original shape. Even the piping (or welt) on the seat covers are manufactured to be 23 times thicker than vinyl wrapped cord. TMI Seat Covers are professionally **MADE IN THE USA** from the best quality materials, making them the Mustang Restorer's choice! Complete sets include the front bench or bucket seats and the rear seats. Bench seat covers include the center armrest upholstery.

TMI's Pony Interior is officially licensed by Ford.



#MA9033AF



#MA9030AB

1964-1965 FRONT BENCH & REAR SEAT COVERS SET - STANDARD - - CONVERTIBLE & COUPE

Complete Vinyl Seat Cover set with Front & Rear Bench. Features Sierra grain vinyl bolsters & inserts.

MA9033__ 64-65 Front Bench & Rear Seat Cover Set - Standard - Convertible

MA9031__ 64-65 Front Bench & Rear Seat Cover Set - Standard - Coupe

Color Codes: Black **AA**, Red **AB**, Blue **AD**, Palomino **AE**, White **AF**, Ivy Gold **AG**. *Just add your color code to the part number!*

1964-1965 FRONT BUCKETS & REAR SEAT COVERS SET - STANDARD - CONVERTIBLE, COUPE & FASTBACK

Complete Vinyl Seat Cover Set with Front Bucket & Rear Bench. Features Sierra grain vinyl bolsters & inserts.

MA9032__ 64-65 Front Buckets & Rear Seat Cover Set - Standard - Convertible

MA9030__ 64-65 Front Buckets & Rear Seat Cover Set - Standard - Coupe

MA9034__ 64-65 Front Buckets & Rear Seat Cover Set - Standard - Fastback

Color Codes: Black **AA**, Red **AB**, Blue **AD**, Palomino **AE**, White **AF**, Ivy Gold **AG**. *Just add your color code to the part number!*

1964-1965 FRONT BENCH VINYL SEAT COVERS

Front Bench Vinyl Seat Covers.

MA939__ 64-65 Front Bench Vinyl Seat Covers

Color Codes: Black **AA**, Red **AB**, Blue **AD**, Palomino **AE**, White **AF**, Ivy Gold **AG**. *Just add your color code to the part number!*

1964-1965 FRONT BUCKETS VINYL SEAT COVERS

Sierra Grain Bolster & Inserts.

MA935__ 64-65 Front Buckets Vinyl Seat Covers

Color Codes: Black **AA**, Red **AB**, Blue **AD**, Palomino **AE**, White **AF**, Ivy Gold **AG**. *Just add your color code to the part number!*



#MA944AA

1964-1965 REAR BENCH VINYL SEAT COVERS

MA944__ 64-65 Rear Bench Vinyl Seat Cover - Convertible

MA940__ 64-65 Rear Bench Vinyl Seat Cover - Coupe

Color Codes: Black **AA**, Red **AB**, Blue **AD**, Palomino **AE**, White **AF**, Ivy Gold **AG**. *Just add your color code to the part number!*



#MA9036CF

1964-1966 FRONT BENCH & REAR SEAT COVERS SET - DELUXE PONY - CONV., COUPE & FASTBACK

Complete Front & Rear Vinyl Seat Covers with Bench Seats. Features Sierra grain vinyl bolsters & inserts.

MA9038__ 64-66 Front Bench & Rear Seat Cover Set - Deluxe Pony - Convertible

MA9036__ 64-66 Front Bench & Rear Seat Cover Set - Deluxe Pony - Coupe

MA9040__ 64-66 Front Bench & Rear Seat Cover Set - Deluxe Pony - Fastback

Color Codes: Black **AA**, Red **AB**, Parchment **AJ**, Palomino **AE**, White **AF**, Black/White **CA**, Red/White **CB**, Turquoise/White **CC**, Emberglo/Parchment **CD**, Ivy Gold/White **CE**, Blue/White **CF**.

Just add your color code to the part number!

1964-1966 FRONT BENCH VINYL SEAT COVERS - DELUXE PONY - FRONTS ONLY

Front Bench Vinyl Seat Covers.

MA9042__ 64-66 Front Bench Seat Covers - Deluxe Pony

Color Codes: Black **AA**, Red **AB**, Parchment **AJ**, Palomino **AE**, White **AF**, Black/White **CA**, Red/White **CB**, Turquoise/White **CC**, Emberglo/Parchment **CD**, Ivy Gold/White **CE**, Blue/White **CF**.

Just add your color code to the part number!



#MA9037CA

1964-1966 FRONT BUCKETS & REAR SEAT COVERS SET - DELUXE PONY - CONV., COUPE & FASTBACK

Complete Front & Rear Vinyl Seat Covers with Bench Seats. Features Sierra grain vinyl bolsters & inserts.

MA9037__ 64-66 Front Buckets & Rear Seat Cover Set - Deluxe Pony - Convertible

MA9035__ 64-66 Front Buckets & Rear Seat Cover Set - Deluxe Pony - Coupe

MA9039__ 64-66 Front Buckets & Rear Seat Cover Set - Deluxe Pony - Fastback

Color Codes: Black **AA**, Red **AB**, Parchment **AJ**, Palomino **AE**, White **AF**, Black/White **CA**, Red/White **CB**, Turquoise/White **CC**, Emberglo/Parchment **CD**, Ivy Gold/White **CE**, Blue/White **CF**.

Just add your color code to the part number!

1964-1966 DELUXE PONY FRONT BUCKETS VINYL SEAT COVERS - FRONTS ONLY

Front Bucket Vinyl Seat Covers.

MA9041__ 64-66 Deluxe Pony Front Buckets Seat Covers

Color Codes: Black **AA**, Red **AB**, Parchment **AJ**, Palomino **AE**, White **AF**, Black/White **CA**, Red/White **CB**, Turquoise/White **CC**, Emberglo/Parchment **CD**, Ivy Gold/White **CE**, Blue/White **CF**.

Just add your color code to the part number!





#MA977AH



#MA9056AI

1966 FRONT BENCH & REAR SEAT COVERS SET - STANDARD - CONVERTIBLE & COUPE

1966 Vinyl Seat Covers - Sierra Grain Bolster & Rosette Grain Inserts.

MA9055__ 66 Front Bench & Rear Seat Cover Set - Standard - Convertible

MA9053__ 66 Front Bench & Rear Seat Cover Set - Standard - Coupe

Color Codes: Black **AA**, Blue **AI**, Red Metallic **AH**, Parchment **AJ**, Turquoise **BB**. *Just add your color code to the part number!*

1966 FRONT BENCH SEAT COVERS - STANDARD

Front Bench Vinyl Seat Covers.

MA977__ 66 Front Bench Vinyl Seat Covers - Standard

Color Codes: Black **AA**, Blue **AI**, Red Metallic **AH**, Parchment **AJ**, Turquoise **BB**. *Just add your color code to the part number!*



#MA945AI

1966 REAR BENCH SEAT COVERS

MA945__ 66 Rear Bench Seat Covers - Convertible

MA941__ 66 Rear Bench Seat Covers - Coupe/Hardtop

Color Codes: Black **AA**, Blue **AI**, Red Metallic **AH**, Parchment **AJ**, Turquoise **BB**. *Just add your color code to the part number!*

1966 FRONT BUCKETS & REAR SEAT COVERS SET - STANDARD - CONVERTIBLE, COUPE & FASTBACK

1966 Vinyl Seat Covers - Sierra Grain Bolster & Rosette Grain Inserts.

MA9054__ 66 Front Buckets & Rear Seat Cover Set - Standard - Convertible

MA9052__ 66 Front Buckets & Rear Seat Cover Set - Standard - Coupe

MA9056__ 66 Front Buckets & Rear Seat Cover Set - Standard - Fastback

Color Codes: Black **AA**, Blue **AI**, Red Metallic **AH**, Parchment **AJ**, Turquoise **BB**. *Just add your color code to the part number!*




#MA936AJ

1966 FRONT BUCKETS SEAT COVERS - STANDARD

1966 Vinyl Seat Covers - Sierra Grain Bolster & Rosette Grain Inserts.

MA936__ 66 Front Buckets Vinyl Seat Covers - Standard

Color Codes: Black **AA**, Blue **AI**, Red Metallic **AH**, Parchment **AJ**, Turquoise **BB**. *Just add your color code to the part number!*



Mustang America offers premium TMI Seat Covers. These first generation Mustang seat covers feature exact and authentic colors, which makes matching OEM and TMI colors easy and accurate. TMI vinyl seats use the thickest vinyl in the industry. This helps your seats to look new longer, hold up to wear better and retain their original shape. Even the piping (or welt) on the seat covers are manufactured to be 23 times thicker than vinyl wrapped cord. TMI Seat Covers are professionally **MADE IN THE USA** from the best quality materials, making them the Mustang Restorer's choice! Complete sets include the front bench or bucket seats and the rear seats. Bench seat covers include the center armrest upholstery. **TMI's Pony Interior is officially licensed by Ford.**



1967 FRONT BENCH & REAR SEAT COVERS SET - STANDARD - CONVERTIBLE, COUPE & FASTBACK

1967 Vinyl Seat Covers - Sierra Grain Bolsters & Inserts.

- MA9060__** 67 Front Bench & Rear Seat Cover Set - Standard - Convertible
- MA9058__** 67 Front Bench & Rear Seat Cover Set - Standard - Coupe
- MA9062__** 67 Front Bench & Rear Seat Cover Set - Standard - Fastback

Color Codes: Red Metallic **AH**, Aqua **AK**, Blue **AL**, Ivy Gold **AM**, Saddle **AN**, Parchment **AW**, Black **BA**.

Just add your color code to the part number!

#MA946AW



1967 CONVERTIBLE REAR BENCH SEAT COVER

- MA946AW** 67 Rear Bench Seat Cover - Conv. - Parchment



#MA9059AN



1967 FRONT BUCKETS & REAR SEAT COVERS SET - STANDARD - CONVERTIBLE, COUPE & FASTBACK

1967 Vinyl Seat Covers - Sierra Grain Bolsters & Inserts.

- MA9059__** 67 Front Buckets & Rear Seat Cover Set - Standard - Convertible
- MA9057__** 67 Front Buckets & Rear Seat Cover Set - Standard - Coupe
- MA9061__** 67 Front Buckets & Rear Seat Cover Set - Standard - Fastback

Color Codes: Red Metallic **AH**, Aqua **AK**, Blue **AL**, Ivy Gold **AM**, Saddle **AN**, Parchment **AW**, Black **BA**.

Just add your color code to the part number!

1967 FRONT BUCKETS SEAT COVERS - STANDARD

1967 Vinyl Seat Covers - Sierra Grain.

- MA937__** 67 Front Buckets Vinyl Seat Covers - Standard

Color Codes: Aqua **AK**, Black **BA**, Blue **AL**, Ivy Gold **AM**, Parchment **AW**, Red **AH**, Saddle **AN**, White **AE**.

Just add your color code to the part number!



#MA9071AW

1967 FRONT BUCKETS & REAR SEAT COVERS SET - DELUXE / SHELBY - CONV., COUPE & FASTBACK

Sierra Grain Vinyl Bolsters & Inserts.

- MA9072__** 67 Front Buckets & Rear Seat Cover Set - Deluxe / Shelby - Convertible
- MA9071__** 67 Front Buckets & Rear Seat Cover Set - Deluxe / Shelby - Coupe
- MA9073__** 67 Front Buckets & Rear Seat Cover Set - Deluxe / Shelby - Fastback

Color Codes: Blue **AL**, Saddle **AN**, Parchment **AW**, Black **BA**.

Just add your color code to the part number!



1968 FRONT BENCH & REAR SEAT COVERS SET - STANDARD - CONVERTIBLE, COUPE & FASTBACK

1968 Vinyl Seat Covers - Sierra Grain & kiwi grain inserts.

- MA9046**__ 68 Front Bench & Rear Seat Cover Set - Standard - Convertible
- MA9044**__ 68 Front Bench & Rear Seat Cover Set - Standard - Coupe
- MA9048**__ 68 Front Bench & Rear Seat Cover Set - Standard - Fastback

Color Codes: Dark Red **AD**, Turquoise **AK**, Blue **AL**, Ivy Gold **AM**, Saddle **AN**, Nugget Gold **AP**, Parchment **AW**, Black **BA**.

Just add your color code to the part number!

1968 FRONT BENCH VINYL SEAT COVERS

1968 Vinyl Seat Covers - Sierra Grain.

- MA9050**__ 68 Front Bench Vinyl Seat Covers

Color Codes: Dark Red **AD**, Turquoise **AK**, Blue **AL**, Ivy Gold **AM**, Saddle **AN**, Nugget Gold **AP**, Parchment **AW**, Black **BA**.

Just add your color code to the part number!

#MA9075AL



1968 FRONT BENCH VINYL SEAT COVERS - DELUXE / SHELBY - CONV., COUPE & FASTBACK

1968 Vinyl Seat Covers - Sierra Grain & kiwi grain inserts.

- MA9077**__ 68 Front Bench & Rear Seat Cover Set - Deluxe / Shelby - Convertible
- MA9075**__ 68 Front Bench & Rear Seat Cover Set - Deluxe / Shelby - Coupe
- MA9079**__ 68 Front Bench & Rear Seat Cover Set - Deluxe / Shelby - Fastback

Color Codes: Dark Red **AD**, 2-Tone Blue **AL**, Saddle **AN**, Black **BA**, Parchment **AW**. *Just add your color code to the part number!*

1968 FRONT BUCKETS & REAR SEAT COVERS SET - STANDARD - CONVERTIBLE, COUPE & FASTBACK

1968 Vinyl Seat Covers - Sierra Grain & kiwi grain inserts.

- MA9045**__ 68 Front Buckets & Rear Seat Cover Set - Standard - Convertible
- MA9043**__ 68 Front Buckets & Rear Seat Cover Set - Standard - Coupe
- MA9047**__ 68 Front Buckets & Rear Seat Cover Set - Standard - Fastback

Color Codes: Dark Red **AD**, Turquoise **AK**, Blue **AL**, Ivy Gold **AM**, Saddle **AN**, Nugget Gold **AP**, Parchment **AW**, Black **BA**.

Just add your color code to the part number!



#MA9078AD

1968 FRONT BUCKETS VINYL SEAT COVERS - DELUXE / SHELBY - CONV., COUPE & FASTBACK

1968 Vinyl Seat Covers - Sierra Grain & kiwi grain inserts.

- MA9076**__ 68 Front Buckets & Rear Seat Cover Set - Deluxe / Shelby - Convertible
- MA9074**__ 68 Front Buckets & Rear Seat Cover Set - Deluxe / Shelby - Coupe
- MA9078**__ 68 Front Buckets & Rear Seat Cover Set - Deluxe / Shelby - Fastback

Color Codes: Dark Red **AD**, 2-Tone Blue **AL**, Saddle **AN**, Black **BA**, Parchment **AW**. *Just add your color code to the part number!*



#MA9051AL

1968 HEADREST COVER

- MA9051**__ 68 Headrest Cover

Color Codes: Dark Red **AD**, Turquoise **AK**, Blue **AL**, Ivy Gold **AM**, Saddle **AN**, Nugget Gold **AP**, Parchment **AW**, Black **BA**.

Just add your color code to the part number!



FAST
Shipping!

Fast Service & Delivery

Most orders are processed & shipped the same day!



1969 FRONT BENCH & REAR SEAT COVERS SET - STANDARD - CONVERTIBLE & COUPE

Feature Corinthian Vinyl Bolsters & Kiwi Grain Inserts.

- MA9066__** 69 Front Bench & Rear Seat Cover Set - Standard - Convertible
- MA9064__** 69 Front Bench & Rear Seat Cover Set - Standard - Coupe

Color Codes: Nugget Gold **AP**, Light Blue **AQ**, Dark Red **AR**, Dark Ivy Gold **AS**, Dark Blue **BL**, Black **BA**.
Just add your color code to the part number!



#MA9082AQ

1969 FRONT BENCH VINYL SEAT COVERS - DELUXE - COUPE & FASTBACK

Corinthian Grain Vinyl Trim w/ Comfortweave Ruffino Grain Inserts.

- MA9082__** 69 Front Bench & Rear Seat Cover Set - Deluxe - Coupe
- MA9086__** 69 Front Bench & Rear Seat Cover Set - Deluxe - Fastback

Color Codes: Nugget Gold **AP**, Light Blue **AQ**, Dark Red **AR**, Dark Ivy Gold **AS**, White **AT**, Dark Blue **BL**, Black **BA**.
Just add your color code to the part number!



#MA9081BA



#MA9067AR

1969 FRONT BUCKETS & REAR SEAT COVERS SET - STANDARD - CONVERTIBLE, COUPE & FASTBACK

Feature Corinthian Vinyl Bolsters & Kiwi Grain Inserts.

- MA9065__** 69 Front Buckets & Rear Seat Cover Set - Standard - Convertible
- MA9063__** 69 Front Buckets & Rear Seat Cover Set - Standard - Coupe
- MA9067__** 69 Front Buckets & Rear Seat Cover Set - Standard - Fastback

Color Codes: Nugget Gold **AP**, Light Blue **AQ**, Dark Red **AR**, Dark Ivy Gold **AS**, Dark Blue **BL**, Black **BA**.
Just add your color code to the part number!



#MA9080AP

1969 FRONT BUCKETS & REAR SEAT COVERS SET - DELUXE - COUPE

Corinthian Grain Vinyl Trim w/ Comfortweave Ruffino Grain Inserts.

- MA9080__** 69 Front Buckets & Rear Seat Cover Set - Deluxe - Coupe

Color Codes: Nugget Gold **AP**, Light Blue **AQ**, Dark Red **AR**, Dark Ivy Gold **AS**, Dark Blue **BL**, White **AT**, Black **BA**.
Just add your color code to the part number!

1969 FRONT BUCKETS & REAR SEAT COVERS SET - W/ BLACK VINYL TRIM - GRANDE

Corinthian Vinyl with Cloth Tweed Inserts.

- MA9085BA** 69 Front Buckets & Rear Seat Covers - w/ Black Vinyl Trim - Grande - Convertible
- MA9081BA** 69 Front Buckets & Rear Seat Covers - w/ Black Vinyl Trim - Grande - Coupe
- MA9087BA** 69 Front Buckets & Rear Seat Covers - w/ Black Vinyl Trim - Grande - Fastback

1969 FRONT BENCH & REAR SEAT COVERS SET - DELUXE/GRANDE - CONVERTIBLE

Corinthian Grain Vinyl with Comfortweave & Ruffino Grain Inserts.

MA9084__ 69 Front Bench & Rear Seat Cover Set - Deluxe/Grande - Convertible

Color Codes: Nugget Gold **AP**, Light Blue **AQ**, Dark Red **AR**, Dark Ivy Gold **AS**, White **AT**, Dark Blue **BL**, Black **BA**.
Just add your color code to the part number!



#MA90889

1969 FRONT BUCKETS VINYL SEAT COVERS - MACH 1/SHELBY - FASTBACK

Corinthian Grain Vinyl Trim with Comfortweave insert & accent stripe. Full set with Hi-Back Bucket Seats.

- MA90887** 69 Front Buckets & Rear Seat Covers - Mach 1 - Fastback - Black / Gray
- MA90888** 69 Front Buckets & Rear Seat Covers - Mach 1 - Fastback - Black / Black
- MA90889** 69 Front Buckets & Rear Seat Covers - Mach 1 - Fastback - Black / Red
- MA90890** 69 Front Buckets & Rear Seat Covers - Mach 1 - Fastback - White / Red
- MA90891** 69 Front Buckets & Rear Seat Covers - Mach 1 - Fastback - White / Black
- MA90892** 69 Front Buckets & Rear Seat Covers - Mach 1 - Fastback - White / White
- MA90893** 69 Front Buckets & Rear Seat Covers - Mach 1 - Fastback - Dark Red / Dark Red



1969 FRONT BUCKETS & REAR SEAT COVERS SET - DELUXE/GRANDE - CONVERTIBLE

Corinthian Grain Trim with Ruffino Grain Inserts. Non-Comfortweave Upholstery.

MA9083__ 69 Front Buckets & Rear Seat Cover Set - Deluxe/Grande - Convertible

Color Codes: Light Blue **AQ**, Dark Red **AR**, White **AT**, Dark Blue **BL**, Black **BA**. *Just add your color code to the part number!*



#MA90883

1969 FRONT BUCKETS VINYL SEAT COVERS - MACH 1/SHELBY - CONVERTIBLE

Corinthian Grain Vinyl Trim with Comfortweave insert & accent stripe. Full set with Hi-Back Bucket Seats.

- MA90880** 69 Front Buckets & Rear Seat Covers - Mach 1 - Convertible - Black / Gray
- MA90881** 69 Front Buckets & Rear Seat Covers - Mach 1 - Convertible - Black / Black
- MA90882** 69 Front Buckets & Rear Seat Covers - Mach 1 - Convertible - Black / Red
- MA90883** 69 Front Buckets & Rear Seat Covers - Mach 1 - Convertible - White / Red
- MA90884** 69 Front Buckets & Rear Seat Covers - Mach 1 - Convertible - White / Black
- MA90885** 69 Front Buckets & Rear Seat Covers - Mach 1 - Convertible - White / White
- MA90886** 69 Front Buckets & Rear Seat Covers - Mach 1 - Convertible - Dark Red / Dark Red



#MA60016
1969-70 Fastback

Mustang Car Covers on pages 1-2

Mustang America's **ONYX** Car Cover is the Premium cover for the Premium Sports Car. **FREE** storage bag & 3 Year Warranty Included.



#MA90906

1970 FRONT BUCKET & REAR SEAT COVERS SET - GRANDE - COUPE

Black Trim/Black/White Houndstooth

MA90905 70 Front Bucket & Rear Seat Covers - Black Grande - Coupe

Ginger Trim/Brown/Tan Houndstooth

MA90906 70 Front Bucket & Rear Seat Covers - Brown Grande - Coupe



#MA9070AV

1970 FRONT BUCKETS & REAR SEAT COVERS SET - STANDARD - CONVERTIBLE, COUPE & FASTBACK

Corinthian Grain Vinyl Bolsters & Ruffino Inserts.

MA9069__ 70 Front Buckets & Rear Seat Cover Set - Standard - Convertible

MA9068__ 70 Front Buckets & Rear Seat Cover Set - Standard - Coupe

MA9070__ 70 Front Buckets & Rear Seat Cover Set - Standard - Fastback

Color Codes: White **AT**, Medium Ginger **AU**, Medium Blue **AV**, Medium Ivy Green **AX**, Vermillion **AY**, Dark Red **BG**, Dark Blue **BL**, Black **BA**. *Just add your color code to the part number!*



#MA90904

1970 FRONT BUCKETS VINYL SEAT COVERS - MACH 1/SHELBY - FASTBACK

Corinthian Trim with Comfortweave insert & accent stripe.
Full set with Hi-Back Bucket Seats.

MA90894 70 Front Bucket & Rear Seat Covers - Mach 1 - Fastback - Black / Gray

MA90895 70 Front Bucket & Rear Seat Covers - Mach 1 - Fastback - Black / Black

MA90896 70 Front Bucket & Rear Seat Covers - Mach 1 - Fastback - White / Red

MA90897 70 Front Bucket & Rear Seat Covers - Mach 1 - Fastback - White / Black

MA90898 70 Front Bucket & Rear Seat Covers - Mach 1 - Fastback - White / White

MA90899 70 Front Bucket & Rear Seat Covers - Mach 1 - Fastback - Dark Red / Dark Red

MA90900 70 Front Bucket & Rear Seat Covers - Mach 1 - Fastback - Light Blue / Light Blue

MA90901 70 Front Bucket & Rear Seat Covers - Mach 1 - Fastback - Dark Blue / Dark Blue

MA90902 70 Front Bucket & Rear Seat Covers - Mach 1 - Fastback - Med. Blue / Med. Blue

MA90903 70 Front Bucket & Rear Seat Covers - Mach 1 - Fastback - Dk. Ivy Gold / Dk. Ivy Gold

MA90904 70 Front Bucket & Rear Seat Covers - Mach 1 - Fastback - Nugget Gold / Nug. Gold



#MA938BA

1970 FRONT BUCKET VINYL SEAT COVERS - COMFORTWEAVE - DELUXE

Corinthian Grain Vinyl Bolsters/Comfortweave / Ruffino Insert.

MA938__ 70 Front Bucket Vinyl Seat Covers - Comfortweave Deluxe

Color Codes: Dark Red **AR**, White **AT**, Ginger **AU**, Blue **AV**, Medium Ivy Green **AX**, Vermillion **AY**, Dark Blue **BL**, Black **BA**.
Just add your color code to the part number!



#MA90904 - enlarged to show detail





#MA981AE 1964-65



#MA981AG 1964-65

1964-65 SEAT BACKS - STANDARD UPHOLSTERY

MA981__ 64-65 Seat Backs - Standard - pr

Color Codes: Black **AA**, Red **AB**, Blue **AD**, Palomino **AE**, White **AF**, Ivy Gold **AG**.


Just add your color code to the part number!



#MA11928 1970



#MA11929 1971-73



#MA982AI 1966



#MA982AH 1966-67

1966-67 SEAT BACKS - STANDARD UPHOLSTERY

MA982__ 66-67 Seat Backs - Standard - pr

Color Codes: Black **AA**, Palomino **AE**, White **AF**, Red **AH**, Blue 66 **AI**, Aqua **AK**, Blue 67 **AL**, Ivy Gold **AM**, Saddle **AN**, Parchment **AW**.

Just add your color code to the part number!



#MA11922 1964-66



#MA11925 1968-69



#MA983AD 1968



#MA984BA 1969

1968 SEAT BACKS - STANDARD UPHOLSTERY

MA983__ 68 Seat Backs - Standard - pr

Color Codes: Aqua **AK**, Blue **AL**, Ivy Gold **AM**, Saddle **AN**, Maroon **AO**, Nugget Gold **AP**, Parchment **AW**, Black **BA**.

Just add your color code to the part number!

1969 SEAT BACKS - STANDARD UPHOLSTERY

MA984__ 69 Seat Backs - Standard - pr

Color Codes: Nugget Gold **AP**, Light Blue **AQ**, Dark Red **AR**, Dark Ivy Gold **AS**, Black **BA**, Dark Blue **BL**.

Just add your color code to the part number!



#MA11930
1964-70 Fastback

SEAT FOAM

For that factory new look, replace old seat foam when installing new seat covers. Our seat foam is manufactured to the correct density like original. All bucket seats include 1 top and 1 bottom.

- MA11923 64-66 Deluxe Bucket
- MA11922 64-66 Standard Bucket
- MA11924 67 Standard or Deluxe Bucket
- MA11925 68-69 Standard or Deluxe Bucket
- MA11927 69-70 Mach 1 Bucket
- MA11928 70 Standard or Deluxe Bucket
- MA11929 71-73 Standard or Deluxe Bucket
- MA11930 64-70 Fastback - Rear - 5 pc



#MA18165
1964-66 Seat Side Molding



#MA19003 Spring Loaded Model



#MA18172
Seat Back Adjuster Kit



#MA19004 Pro Model

SEAT HARDWARE

- MA18828** 67-71 Rear Seat Fold Down Catch Plate
- MA18172** 65-67 Seat Back Adjuster Kit
- MA18824** 65-68 Seat Belt Bolt Set - Chrome - 16 pc
- MA18819** 68-70 Seat Hinge Repair Bracket - Inner - LH
- MA16786** 65-68 Seat Latch Boot - Rear
- MA18822** 68-69 Seat Latch Handle / Bezel / Screws - 6 pc
- MA18823** 70 Seat Latch Handle / Bezel / Screws - 6 pc
- MA18167** 65-68 Seat Platform - Convertible - LH
- MA18168** 65-68 Seat Platform - Convertible - RH
- MA18251** 65-68 Seat Platform - Coupe / Fastback - LH
- MA18252** 65-68 Seat Platform - Coupe / Fastback - RH
- MA18171** 65-68 Seat Riser - Convertible
- MA18820** 68-70 Seat Side Hinge Cover - Neutral - 4 pc
- MA18821** 68-70 Seat Side Hinge Cover - Black - 4 pc
- MA18165** 64-66 Seat Side Molding - LH
- MA18166** 64-66 Seat Side Molding - RH
- MA18169** 67 Seat Side Molding - LH
- MA18170** 67 Seat Side Molding - RH
- MA18825** 65-67 Seat Side Molding Mounting Kit - 6 pc
- MA18826** 71-73 Seat Track Set - Does 1 Seat
- MA18827** 64-70 Seat Track Spring Set - 3 pc

#MA19001 Seat Cover Clip
Installation Tool



SEAT COVER INSTALLATION TOOLS

- MA19002** Hog Ring Pliers - Economy Model
- MA19003** Hog Ring Pliers - Spring Loaded Model
- MA19004** Hog Ring Pliers - Pro Model
- MA19001** Seat Cover Clip Installation Tool

SEAT COVER CLEANER

- MA19000** Seat Cleaner & Protector for Leather Seats

SEAT SCREW KITS

- MA16890** 64-70 Rear Folding Seat Screw Kit - 68 pc



FOLDED SEAT & TRAP DOOR FASTENER KITS

Kits include: fasteners to attach, stop plates, rear floor panel, side latches, trap door, door latch & catch, door hinges, prop rod & bracket and all seat trim. 1967-70 kits also include the rubber bumpers for the trap door.

- MA17796** 65 Folded Seat & Trap Door - Fastback - 112 pc
- MA17797** 66 Folded Seat & Trap Door - Fastback - 114 pc
- MA17798** 67 Folded Seat & Trap Door - Fastback - 126 pc
- MA17799** 68 Folded Seat & Trap Door - Fastback - 120 pc
- MA17800** 69 Folded Seat & Trap Door - Fastback - 136 pc
- MA17801** 70 Folded Seat & Trap Door - Fastback - 136 pc
- MA17802** 71-73 Folded Seat & Trap Door - Fastback - 121 pc



#MA17787



#MA17789

SEAT BELT MOUNTING KITS

- MA17786** 65-66 Seat Belt Mounting Kit - Fastback - Coupe - Front - 12 pc
- MA17787** 65-66 Seat Belt Mounting Kit - Conv. - Front - 12 pc
- MA17793** 65-66 Seat Belt Mounting Kit - Rear - 4 pc
- MA17788** 67-73 Seat Belt Mntg. Kit - Shoulder - Front - 4 pc
- MA17789** 67-68 Seat Belt Mounting Kit - 68E - Front - 14 pc
- MA17794** 67-68 Seat Belt Mounting Kit - 68E - Rear - 8 pc
- MA17790** 68 Seat Belt Mounting Kit - 68L - Front - 14 pc
- MA17795** 68-73 Seat Belt Mounting Kit - 68L - Rear - 8 pc
- MA17791** 69-73 Seat Belt Mounting Kit - Front - 12 pc



Screw Description

| | 1964-66 Conv. MA16876 | 1964-66 Fastback MA16878 | 1967-68 Coupe MA16880 | 1967 Conv. MA16882 | 1969-70 Coupe MA16884 | 1969-70 Fastback MA16886 | 1971-73 Conv. MA16888 | | | | | | | |
|--|-----------------------------|--------------------------------|-----------------------------|--------------------------|-----------------------------|--------------------------------|-----------------------------|----|----|----|----|----|----|--|
| Sill Plate | 18 | 18 | 18 | 18 | 18 | 8 | 8 | 8 | 12 | 12 | 12 | | | |
| Visor Brackets & Windshield | 13 | | | | | | | | | | | | | |
| Visor Brackets & Mirror | 3 | 9 | 9 | 9 | 9 | 6 | 6 | 22 | 6 | 6 | 6 | | | |
| Windshield Trim/Molding | 6 | 7 | | 7 | | 6 | | 6 | 6 | 4 | 6 | | | |
| Lower Windshield Molding, Quarter, & HL Trim | | | | 17 | | | | | | | | | | |
| Lower Windshield Molding & Visor Brckts | | | | | 11 | 11 | | | | | | | | |
| Upper Windshield Molding & Mirror Brckt | | | | | 7 | 4 | | 8 | | | | | | |
| Kick Panels | 4 | 4 | 4 | 4 | 4 | 4 | 4 | 4 | 4 | 2 | 2 | 2 | | |
| Coat Hooks | 2 | 2 | | 2 | 2 | | | | | | | | | |
| Rear Side Panels, Vent, Wrap Around | | | 20 | | 31 | | | | | | | | | |
| Front & Rear Window Trim | | | 20 | | | | | | | | | | | |
| Front Pillar Trim | | | 2 | | | | | | | | | | | |
| Dash Pad & Radio Bezel | | | | | | 18 | 18 | 18 | | | | | | |
| Bottom Dash Trim & Bottom Center Dash Pad | | | | | | 6 | 6 | 6 | | | | | | |
| Top Door Trim (Standard Interior) | | | | | | 4 | 4 | 4 | | | | | | |
| Rear Quarter Upholstery/Trim | | | | | | | | 4 | | | 26 | 12 | 12 | |
| Instrument Panel & Dash | | | | | | | | | | | 17 | 17 | 17 | |
| Radio & Heater Control Bezels | | | | | | | | | | | 4 | 4 | 4 | |
| Side Window Overhead Trim | | | | | | | | | | | 6 | 0 | 6 | |
| Side of Dash | | | | | | | | | | | 4 | 4 | 4 | |
| Deluxe Interior - Console Mounting | | | 6 | | | | | | | | | | | |
| Deluxe Interior - Instrument Cluster | | | 6 | | | | | | | | | | | |
| Deluxe Interior - Rear Quarter Upholstery | | | 4 | | | | | | | | | | | |
| Deluxe Interior - Seat Trim Plate | | | 6 | | | | | | | | | | | |
| Deluxe Interior - Door Courtesy Lights | | | 4 | | | | | | | | | | | |
| Deluxe Interior - Dash Trim | | | 6 | | | | | | | | | | | |
| Deluxe Interior - Pillar Trim | | | 2 | | | | | | | | | | | |
| Deluxe Interior - Door Edge Guards | | | 2 | | | | | | | | | | | |

1964-66
Coupe
MA16877

1965-66
Deluxe
MA16879

1967-68
Fastback
MA16881

1968
Conv.
MA16883

1969-70
Conv.
MA16885

1971-73
Fastback
MA16887

1971-73
Coupe
MA16889

INTERIOR SCREW KITS

- MA16876** 64-66 Screw Kit - Conv
- MA16877** 64-66 Screw Kit - Coupe
- MA16878** 64-66 Screw Kit - Fastback
- MA16879** 65-66 Screw Kit - Deluxe
- MA16880** 67-68 Screw Kit - Coupe

- MA16881** 67-68 Screw Kit - Fastback
- MA16882** 67 Screw Kit - Conv
- MA16883** 68 Screw Kit - Conv
- MA16884** 69-70 Screw Kit - Coupe
- MA16885** 69-70 Screw Kit - Conv

- MA16886** 69-70 Screw Kit - Fastback
- MA16887** 71-73 Screw Kit - Fastback
- MA16888** 71-73 Screw Kit - Conv
- MA16889** 71-73 Screw Kit - Coupe





#MA17574

SEAT BELTS - CHROME LIFT LATCH

Front Seat Belts only. Hardware included.

- MA17574** 64-68 Seat Belt - Chrome Lift Latch Lap - Aqua
- MA17571** 64-68 Seat Belt - Chrome Lift Latch Lap - Black
- MA17575** 64-68 Seat Belt - Chrome Lift Latch Lap - Blue
- MA17580** 64-68 Seat Belt - Chrome Lift Latch Lap - Bright Red
- MA17576** 64-68 Seat Belt - Chrome Lift Latch Lap - Dark Blue
- MA17578** 64-68 Seat Belt - Chrome Lift Latch Lap - Dark Red
- MA17583** 64-68 Seat Belt - Chrome Lift Latch Lap - Green
- MA17577** 64-68 Seat Belt - Chrome Lift Latch Lap - Light Blue
- MA17581** 64-68 Seat Belt - Chrome Lift Latch Lap - Maroon
- MA17582** 64-68 Seat Belt - Chrome Lift Latch Lap - Mil Green
- MA17572** 64-68 Seat Belt - Chrome Lift Latch Lap - Parchment
- MA17573** 64-68 Seat Belt - Chrome Lift Latch Lap - Saddle
- MA17579** 64-68 Seat Belt - Chrome Lift Latch Lap - White



#MA17586

SEAT BELTS - KRINKLE FINISH LIFT LATCH

Front Seat Belts only. Hardware included.

- MA17587** 64-68 Seat Belt - Krinkle Finish Lift Latch Aqua
- MA17584** 64-68 Seat Belt - Krinkle Finish Lift Latch Black
- MA17588** 64-68 Seat Belt - Krinkle Finish Lift Latch Blue
- MA17593** 64-68 Seat Belt - Krinkle Finish Lift Latch Bright Red
- MA17589** 64-68 Seat Belt - Krinkle Finish Lift Latch Dark Blue
- MA17591** 64-68 Seat Belt - Krinkle Finish Lift Latch Dark Red
- MA17596** 64-68 Seat Belt - Krinkle Finish Lift Latch Green
- MA17590** 64-68 Seat Belt - Krinkle Finish Lift Latch Light Blue
- MA17594** 64-68 Seat Belt - Krinkle Finish Lift Latch Maroon
- MA17595** 64-68 Seat Belt - Krinkle Finish Lift Latch Mil Green
- MA17585** 64-68 Seat Belt - Krinkle Finish Lift Latch Parchment
- MA17586** 64-68 Seat Belt - Krinkle Finish Lift Latch Saddle
- MA17592** 64-68 Seat Belt - Krinkle Finish Lift Latch White



RETRACTABLE LAP BELT

- MA17570** 64-73 Retractable Lap Chrome Lift Latch - Front



#MA17531 1968-73

CHROME LIFT LATCH BUCKLE - COUPE & FASTBACK

Front Seat Belts only. Retractable Hardware included.

- MA17530** 68-73 Chrome Lift Latch Buckle - Black
- MA17538** 68-73 Chrome Lift Latch Buckle - Charcoal
- MA17532** 68-73 Chrome Lift Latch Buckle - Flame Red
- MA17531** 68-73 Chrome Lift Latch Buckle - Gray
- MA17533** 68-73 Chrome Lift Latch Buckle - Lt Blue
- MA17539** 68-73 Chrome Lift Latch Buckle - Maroon
- MA17536** 68-73 Chrome Lift Latch Buckle - Mil. Green
- MA17535** 68-73 Chrome Lift Latch Buckle - Navy
- MA17534** 68-73 Chrome Lift Latch Buckle - Saddle
- MA17537** 68-73 Chrome Lift Latch Buckle - Turquoise



#MA17513

CHROME LIFT LATCH BUCKLE - CONVERTIBLE

Front Seat Belts only. Retractable Hardware included.

- MA17511** 64-73 Chrome Lift Latch Buckle - Black
- MA17518** 64-73 Chrome Lift Latch Buckle - Charcoal
- MA17513** 64-73 Chrome Lift Latch Buckle - Flame Red
- MA17512** 64-73 Chrome Lift Latch Buckle - Gray
- MA17514** 64-73 Chrome Lift Latch Buckle - Lt Blue
- MA17519** 64-73 Chrome Lift Latch Buckle - Maroon
- MA17516** 64-73 Chrome Lift Latch Buckle - Mil. Green
- MA17515** 64-73 Chrome Lift Latch Buckle - Navy
- MA17517** 64-73 Chrome Lift Latch Buckle - Turquoise

#MA17567



#MA17527 1964-73



SEAT BELTS - REAR CHROME LIFT LATCH

Rear Seat Belts only. Retractable Hardware included.

- MA17560** 64-73 Rear Chrome Lift Latch - Black
- MA17568** 64-73 Rear Chrome Lift Latch - Charcoal
- MA17562** 64-73 Rear Chrome Lift Latch - Flame Red
- MA17561** 64-73 Rear Chrome Lift Latch - Gray
- MA17563** 64-73 Rear Chrome Lift Latch - Lt Blue
- MA17569** 64-73 Rear Chrome Lift Latch - Maroon
- MA17566** 64-73 Rear Chrome Lift Latch - Mil. Green
- MA17565** 64-73 Rear Chrome Lift Latch - Navy
- MA17564** 64-73 Rear Chrome Lift Latch - Saddle
- MA17567** 64-73 Rear Chrome Lift Latch - Turquoise

LAP & SHOULDER - CHROME PUSH BUTTON - CONV.

Front Seat Belts only. Retractable Hardware included.

- MA17520** 64-73 Seat Belts - Chrome Push Button - Black
- MA17528** 64-73 Seat Belts - Chrome Push Button - Charcoal
- MA17522** 64-73 Seat Belts - Chrm Push Button - Flame Red
- MA17521** 64-73 Seat Belts - Chrome Push Button - Gray
- MA17523** 64-73 Seat Belts - Chrome Push Button - Lt Blue
- MA17529** 64-73 Seat Belts - Chrome Push Button - Maroon
- MA17526** 64-73 Seat Belts - Chrm Push Button - Mil Green
- MA17525** 64-73 Seat Belts - Chrome Push Button - Navy
- MA17524** 64-73 Seat Belts - Chrome Push Button - Saddle
- MA17527** 64-73 Seat Belts - Chrm Push Button - Turquoise

#MA17540



#MA17559 1964-73

LAP & SHOULDER - CHROME PUSH BUTTON - COUPE & FASTBACK

Front Seat Belts only. Retractable Hardware included.

- MA17540** 68-73 Seat Belts - Chrome Push Button - Black
- MA17548** 68-73 Seat Belts - Chrome Push Button - Charcoal
- MA17542** 68-73 Seat Belts - Chrm Push Button - Flame Red
- MA17541** 68-73 Seat Belts - Chrome Push Button - Gray
- MA17543** 68-73 Seat Belts - Chrome Push Button - Lt Blue
- MA17549** 68-73 Seat Belts - Chrome Push Button - Maroon
- MA17546** 68-73 Seat Belts - Chrm Push Button - Mil. Green
- MA17545** 68-73 Seat Belts - Chrome Push Button - Navy
- MA17544** 68-73 Seat Belts - Chrome Push Button - Saddle
- MA17547** 68-73 Seat Belts - Chrome Push Button - Turquoise

SEAT BELTS - REAR CHROME PUSH BUTTON

Rear Seat Belts only. Retractable Hardware included.

- MA17550** 64-73 Rear Chrome Push Button - Black
- MA17558** 64-73 Rear Chrome Push Button - Charcoal
- MA17552** 64-73 Rear Chrome Push Button - Flame Red
- MA17551** 64-73 Rear Chrome Push Button - Gray
- MA17553** 64-73 Rear Chrome Push Button - Lt Blue
- MA17559** 64-73 Rear Chrome Push Button - Maroon
- MA17556** 64-73 Rear Chrome Push Button - Mil. Green
- MA17555** 64-73 Rear Chrome Push Button - Navy
- MA17554** 64-73 Rear Chrome Push Button - Saddle
- MA17557** 64-73 Rear Chrome Push Button - Turquoise



MADE IN THE USA! Mustang America offers Door Panels from only the Best Manufacturers in the USA! This quality control & attention to detail ensures an exact fit every time. The 1965-68 Door Panels feature a fiberboard backing. The 1969-73 Door Panels feature ABS plastic backing. Each is die-cut with all the correct holes, grains, dielectric patterns and colors. The chrome mylar trim is reproduced like original.



#MA911AB



#MA912AJ



#MA911AD



#MA912AF

1964-1965 STANDARD DOOR PANELS

MA911__ 64-65 Standard Door Panels - pr
Color Codes: Black **AA**, Ivy Gold **AG**, Medium Blue **AD**, Palomino **AE**, Parchment **AJ**, Red **AB**, White **AF**.
Just add your color code to the part number!

1964-1966 DELUXE DOOR PANELS

MA912__ 64-66 Deluxe Door Panels - pr
Color Codes: Black **AA**, Bright Red **AB**, White **AF**, Maroon **AH**, Parchment **AJ**, Palomino **AE**.
Just add your color code to the part number!



1964-1966 DELUXE DOOR PANEL TRIM

MA12009 64-66 Deluxe Door Panel Trim - Stainless Steel - pr





#MA913AA



#MA919BA



#MA913AH



#MA919AL

1966 STANDARD DOOR PANELS

MA913_ 66 Standard Door Panels - pr

Color Codes: Black **AA**, Dark Red **AH**, Light Blue **AI**,
Parchment **AJ**, Turquoise **BB**, White **AF**.

Just add your color code to the part number!

1967 DELUXE DOOR PANELS

MA919_ 67 Deluxe Door Panels - pr

Color Codes: Black **BA**, Blue **AL**, Ivy Gold **AM**, Parchment **AW**,
Red **AH**. *Just add your color code to the part number!*

Just add your color code to the part number!



#MA914AW



1967 STANDARD DOOR PANELS

MA914_ 67 Standard Door Panels - pr

Color Codes: Aqua **AK**, Black **BA**, Blue **AL**, Ivy Gold **AM**,
Parchment **AW**, Red **AH**, White **AF**, Saddle **AN**.

Just add your color code to the part number!

1965-1973 DOOR PANEL CLIPS

MA18817 65-73 Door Panel Clip Set - 30 pc



#MA920AL



#MA921AH



#MA920AM



#MA921BA

1968 DELUXE DOOR PANELS

MA920__ 68 Deluxe Door Panels - pr
Color Codes: Aqua **AK**, Black **BA**, Blue **AL**, Ivy Gold **AM**,
 Saddle **AN**, Dark Red **AO**, Nugget Gold **AP**, Parchment **AW**.
Just add your color code to the part number!

1969 DELUXE DOOR PANELS

MA921__ 69 Deluxe Door Panels - pr
Color Codes: Black **BA**, Maroon **AH**, White **AT**.
Just add your color code to the part number!



#MA915BA



#MA916AR

1968 STANDARD DOOR PANELS

MA915__ 68 Standard Door Panels - pr
Color Codes: Black **BA**, Blue **AL**, Nugget Gold **AP**, Ivy Gold **AM**,
 Maroon **AO**, Parchment **AW**, Saddle **AN**, Turquoise **AK**, White **BH**.
Just add your color code to the part number!

1969 STANDARD DOOR PANELS

MA916__ 69 Standard Door Panels - pr
Color Codes: Black **BA**, Dark Blue **BL**, Dark Red **AR**, Ivy Gold **AS**,
 Light Blue **AQ**, Nugget Gold **AP**, White **AT**.
Just add your color code to the part number!

1965-1973 DOOR PANEL CLIPS

MA18817 65-73 Door Panel Clip Set - 30 pc



#MA922AV



#MA923AT



#MA922BA

1971-1973 DELUXE DOOR PANELS

MA923_ 71-73 Deluxe Door Panels - pr
Color Codes: Black **BA**, Blue **AV**, Ginger **AU**, White **AT**.
Just add your color code to the part number!



#MA918BA

1970 DELUXE DOOR PANELS

MA922_ 70 Deluxe Door Panels - pr
Color Codes: Black **BA**, Blue **AV**, Ginger **AU**, White **AT**.
Just add your color code to the part number!

1971-1973 STANDARD DOOR PANELS

MA918_ 71-73 Standard Door Panels - pr
Color Codes: Black **BA**, Blue **AV**, Bright Red **BG**, Dark Blue **BL**,
 Dark Red **AR**, Ginger **AU**, Green **AZ**, Ivy Gold **AX**, Vermillion **AY**,
 White **AT**. *Just add your color code to the part number!*



#MA917BA



#MA991AV

1970 STANDARD DOOR PANELS

MA917_ 70 Standard Door Panels - pr
Color Codes: Black **BA**, Blue **AV**, Bright Red **BG**, Dark Blue **BL**,
 Dark Red **AR**, Ivy Gold **AX**, Ginger **AU**, Vermillion **AY**, White **AT**.
Just add your color code to the part number!

1971-1973 GRAB HANDLES

MA992AV 71-73 Grab Handle - Blue - LH
MA991AV 71-73 Grab Handle - Blue - RH
MA992BA 71-73 Grab Handle - Black - LH
MA991BA 71-73 Grab Handle - Black - RH



#MA10220



#MA12729



#MA15700 - Deluxe



#MA15729 - Standard



#MA15220



#MA15224



#MA15728



#MA15731

VENT WINDOW CRANKS & HANDLES

- MA18628** 64-65 Door Window Crank - Chrome - 65 Early
- MA11841** 65-67 Door Window Crank - Chrome - 65 Late
- MA10510** 68-70 Door Window Crank - Chrome
- MA12999** 71-73 Door Window Crank - Chrome
- MA10220** 64-65 Rear Qtr Window Crank - Chrome - 65 Early
- MA10334** 65-67 Rear Qtr Window Crank - Chrome - 65 Late
- MA12729** 68-70 Rear Qtr Window Crank - Chrome
- MA16506** 64-66 Vent Window Handles - pair
- MA16507** 67 Vent Window Handles - pair
- MA15220** 67 Vent Window Handle - LH
- MA15219** 67 Vent Window Handle - RH
- MA16508** 68 Vent Window Handles - pair
- MA15224** 68 Vent Window Handle - LH
- MA15223** 68 Vent Window Handle - RH

DOOR HANDLES - INNER

- MA15728** 64-65 Door Handle - Inner - 65 Early - LH or RH
- MA15729** 65-67 Door Handle - Inner - 65 Late - LH or RH
- MA15701** 65-66 Door Handle - Inner - LH Deluxe
- MA15700** 65-66 Door Handle - Inner - RH Deluxe
- MA15732** 68 Door Handle - Inner - LH
- MA15731** 68 Door Handle - Inner - RH
- MA15734** 69-70 Door Handle - Inner - LH
- MA15733** 69-70 Door Handle - Inner - RH
- MA15738** 71-73 Door Handle - Inner - Deluxe - LH
- MA15737** 71-73 Door Handle - Inner - Deluxe - RH
- MA15736** 71-73 Door Handle - Inner - Standard - LH
- MA15735** 71-73 Door Handle - Inner - Standard - RH
- MA15730** 65-66 Door Handle Escutcheons - Inner - Pony/Dix



#MA14636



#MA14635

DOOR PANEL TRIM

- MA14636** 69-70 Door Panel Lower Trim - pair
- MA14637** 71-73 Door Panel Lower Trim - pair
- MA18444** 69-70 Door Trim Inner - Upper Stnd Interior - LH
- MA18445** 69-70 Door Trim Inner - Upper Stnd Interior - RH

DOOR PANEL INSERTS

- MA10483** 67 Door Panel Inserts - Brushed Aluminum w/o Remote Mirror Hole
- MA14635** 71-73 Door Panel Inserts - Woodgrain

#MA934AH



#MA16516



#MA18447

DELUXE DOOR PANEL ARMREST CUPS

- MA12002** 64-66 Door Hand Cup Brackets - Deluxe
- MA934AA** 64-67 Door Panel Armrest Cup - Black
- MA934AF** 64-66 Door Panel Armrest Cup - White
- MA934AB** 65 Door Panel Armrest Cup - Bright Red
- MA934AH** 66-67 Door Panel Armrest Cup - Dark Red
- MA934AJ** 66-67 Door Panel Armrest Cup - Parchment
- MA18446** 69 Door Panel Armrest Cup - Black Metal - LH
- MA18447** 69 Door Panel Armrest Cup - Black Metal - RH
- MA18448** 70 Door Panel Armrest Cup - Black Metal - LH
- MA18449** 70 Door Panel Armrest Cup - Black Metal - RH

DELUXE DOOR PULL CUPS

- MA14631** 69 Door Pull Cup - Deluxe - Black - LH
- MA14632** 69 Door Pull Cup - Deluxe - Black - RH
- MA14633** 70 Door Pull Cup - Deluxe - Black - LH
- MA14634** 70 Door Pull Cup - Deluxe - Black - RH



#MA10316

1964-1966 STANDARD ARMREST BASE

- MA10316** 64-66 Standard Armrest Base
- MA18809** 71-73 Standard Armrest Base



1965-1966 DOOR FELTS

- MA11576** 65-66 Door Felts - Inner & Outer - Convertible & Coupe - 8 pc
- MA11577** 65-66 Door Felts - Inner & Outer - Fastback - 4 pc
- MA16521** 65-66 Door Felts - Outer - Conv. & Coupe - 4 pc
- MA16522** 65-66 Door Felts - Outer - Fastback - 2 pc

1967-1968 DOOR FELTS

- MA11575** 67-68 Door Felts - Inner & Outer - Conv. - 8 pc
- MA11578** 67-68 Door Felts - Inner & Outer - Coupe - 8 pc
- MA11579** 67-68 Door Felts - Inner & Outer - Fastback - 4 pc
- MA16525** 67-68 Door Felts - Outer - Convertible - 4 pc
- MA16523** 67-68 Door Felts - Outer - Coupe - 4 pc
- MA16524** 67-68 Door Felts - Outer - Fastback - 2 pc

1969-1970 DOOR FELTS

- MA16517** 69-70 Door Felts - Inner & Outer - Conv. - 8 pc
- MA16516** 69-70 Door Felts - Inner & Outer - Coupe - 8 pc
- MA16515** 69-70 Door Felts - Inner & Outer - Fastback - 4 pc
- MA16528** 69-70 Door Felts - Outer - Convertible - 4 pc
- MA16526** 69-70 Door Felts - Outer - Coupe - 4 pc
- MA16527** 69-70 Door Felts - Outer - Fastback - 2 pc

1971-1973 DOOR FELTS

- MA16519** 71-73 Door Felts - Inner & Outer - Conv. - 8 pc
- MA16518** 71-73 Door Felts - Inner & Outer - Coupe - 8 pc
- MA10184** 71-73 Door Felts - Inner & Outer - Fastback - 8 pc
- MA16531** 71-73 Door Felts - Outer - Convertible - 4 pc
- MA16529** 71-73 Door Felts - Outer - Coupe - 4 pc
- MA16530** 71-73 Door Felts - Outer - Fastback - 4 pc



#MA14403



#MA12425

DOOR LOCK KNOBS

- MA12421** 64 Door Lock Knob Grommet - Black
- MA14622** 65-68 Door Lock Knob Grommets - Chrome - pair
- MA11601** 65-68 Door Lock Knob Grommet - Clear
- MA10231** 65-66 Door Lock Knobs - Chrome - pr
- MA12425** 67 Door Lock Knobs - Chrome - pr
- MA14403** 68-73 Door Lock Knobs - Chrome - pr



1965-1966 ARMREST PADS

Sold individually. Fit Driver or Passenger side.

MA924 __ 65-66 Armrest Pad

Color Codes: Bright Red **AB**, Ivy Gold **AG**, Palamino **AE**, Aqua **AK**, Black **AA**, Blue **AD**, Turquoise **BB**, White **AF**, Dark Blue **AC**, Light Blue **AI**, Maroon **AH**, Parchment **AJ**.

Just add your color code to the part number!



#MA925AH

1967 ARMREST PADS

MA925 __ 67 Armrest Pad

Color Codes: Aqua **AK**, Black **BA**, Blue **AL**, Ivy Gold **AM**, Parchment **AW**, Red **AH**, Saddle **AN**.

Just add your color code to the part number!



#MA929AL

1968 DELUXE ARMREST PADS

MA928 __ 68 Deluxe Armrest Pad - LH

MA929 __ 68 Deluxe Armrest Pad - RH

Color Codes: Aqua **AK**, Black **BA**, Blue **AL**, Ivy Gold **AM**, Maroon **AO**, Parchment **AW**, Saddle **AN**.

Just add your color code to the part number!



#MA926AN

1968 ARMREST PADS

MA926 __ 68 Armrest Pad - LH

MA927 __ 68 Armrest Pad - RH

Color Codes: Aqua **AK**, Black **BA**, Blue **AL**, Ivy Gold **AM**, Nugget Gold **AP**, Parchment **AW**, Red **AO**, Saddle **AN**.

Just add your color code to the part number!



#MA930AV

1969-1970 ARMREST PADS

MA18810 69-70 Armrest Clip Set - 6 pc

MA930 __ 69-70 Armrest Pad - LH

MA931 __ 69-70 Armrest Pad - RH

Color Codes: Black **BA**, Blue **AV**, Ginger **AU**, Ivy Gold **AS**, Nugget Gold **AP**, Red **AR**, Vermilion **AV**, White **AT**.

Just add your color code to the part number!



#MA933BA

1971-1973 ARMREST PADS

MA933 __ 71-73 Armrest Pad - LH

MA932 __ 71-73 Armrest Pad - RH

Color Codes: Black **BA**, Blue **AV**, Ginger **AU**, Green **AZ**, Vermilion **AV**, White **AT**.

Just add your color code to the part number!





DYE - AEROSOL 12 oz.

| | | |
|----------------|-------|---------------------------|
| MA91000 | 64-66 | Black |
| MA91001 | 64-65 | Bright Red |
| MA91002 | 64-66 | Light Ivy Gold |
| MA91003 | 64-65 | Light Palomino |
| MA91004 | 64-67 | Medium Ivy Gold Metallic |
| MA91005 | 64-65 | Medium Blue |
| MA91006 | 64-66 | White |
| MA91007 | 65 | Light Blue |
| MA91008 | 65 | Medium Palomino |
| MA91009 | 66-67 | Dark Red Metallic |
| MA91010 | 66 | Light Turquoise |
| MA91011 | 66 | Medium Emberglo |
| MA91012 | 66 | Parchment |
| MA91013 | 67-73 | Black |
| MA91014 | 67-68 | Dark Aqua Metallic |
| MA91015 | 67-68 | Dark Blue |
| MA91016 | 67 | Dark Gold Metallic |
| MA91017 | 67-68 | Dark Saddle |
| MA91018 | 67-68 | Light Ivy Gold |
| MA91019 | 67-68 | Light Parchment |
| MA91020 | 67-68 | Saddle |
| MA91021 | 68 | Dark Nugget Gold |
| MA91022 | 68 | Dark Red |
| MA91023 | 68 | Dark Red Metallic |
| MA91024 | 68-69 | Light Nugget Gold |
| MA91025 | 69 | Dark Ivy |
| MA91026 | 69 | Dark Ivy Metallic |
| MA91027 | 69 | Dark Red |
| MA91028 | 69 | Dark Red Metallic |
| MA91029 | 69-73 | White |
| MA91030 | 70-73 | Dark Ginger |
| MA91031 | 70 | Medium Ivy Green Metallic |
| MA91032 | 70-73 | Medium Ginger |
| MA91033 | 70 | Vermilion |
| MA91034 | 71-73 | Medium Blue Metallic |
| MA91035 | 71-73 | Medium Vermilion |
| MA91037 | 73 | Medium Avocado |

INTERIOR DYES, ADHESIVES & RELATED

Interior Dye formulated & mixed by us!

Interior Dyes Mustang America's Interior Dye produces accurate color & solid coverage on leather, vinyl, fiberglass, plastic and metal. Available in a 12-oz. Aerosol spray or Quart.

Dye Surface Prep removes dirt, oils & residue before priming. Fast drying & ready to paint in minutes.

Adhesive Promoter promotes strong, even adhesion of topcoat material when repairing or refinishing plastics. Also works on most flexible or rigid plastics on painted surfaces.

Primer For best results, finish off your prep work with our quality primer. Promotes even paint coverage & a better finish.

Spray Adhesive is high-tack to produce a strong bond between hard-parts & materials.

Interior Dye Clear Coat Protects your reconditioning work for years. Covers your interior components with a smooth, protective finish & preserves your interior's color.

MA19013 Dye Primer - Aerosol

MA19014 Dye Primer - Quart

MA19010 Interior Dye Adhesion Promotor

MA19011 Interior Dye Clear Coat - Satin

MA19012 Interior Dye Surface Prep

MA19005 Interior Spray Adhesive



#MA993BA



#MA994BA

CONSOLE COVERS

MA993BA 69-70 Console Cover - Black

MA994BA 69-70 Console Cover - Deluxe - Black





#MA970AC

1964-1965 DASH PADS - URETHANE

High Quality replacement pad made using self-skinning urethane.

MA970__ 64-65 Dash Pad - Urethane
Color Codes: Black **AA**, Blue **AC**, Red **AB**.
Just add your color code to the part number!



#MA971AA

1966 DASH PADS - URETHANE

High Quality replacement pad made using self-skinning urethane.

MA971__ 66 Dash Pad - Urethane
Color Codes: Black **AA**, Blue **AI**, Maroon **AH**.
Just add your color code to the part number!



#MA972AK

1967-1968 DASH PADS - URETHANE

High Quality replacement pad made using self-skinning urethane.

MA972__ 67-68 Dash Pad - Urethane
Color Codes: Aqua **AK**, Black **BA**, Blue **AL**, Ivy Gold **AM**, Red **AO**.
Just add your color code to the part number!



#MA974BI

1971-1973 DASH PADS - URETHANE

High Quality replacement pad made using self-skinning urethane.

MA974__ 71-73 Dash Pad - Urethane
Color Codes: Black **BA**, Blue **BI**, Red **BG**.
Just add your color code to the part number!



#MA985AB



1964-1965 DASH PAD - ORIGINAL TOOLING

High Quality Reproduction made like the original. Manufactured using the original Ford tooling. Concoors Approved.

MA985__ 64-65 Dash Pad - Original Tooling
Color Codes: Black **AA**, Red **AB**, Blue **AC**.
Just add your color code to the part number!



#MA986AH



1966 DASH PAD - ORIGINAL TOOLING

High Quality Reproduction made like the original. Manufactured using the original Ford tooling. Concoors Approved.

MA986__ 66 Dash Pad - Original Tooling
Color Codes: Black **AA**, Dark Red **AH**, Blue **AI**.
Just add your color code to the part number!



#MA988AT



1969-1970 DASH PAD - ORIGINAL TOOLING

High Quality Reproduction made like the original. Manufactured using the original Ford tooling. Concoors Approved.

MA987AT 69-70 Dash Pad - Original Tooling - w/ AC White
MA987BA 69-70 Dash Pad - Original Tooling - w/ AC Black
MA988AT 69-70 Dash Pad - Original Tooling - White
MA988BA 69-70 Dash Pad - Original Tooling - Black



#MA989BA

1971-1973 DASH PAD - ORIGINAL TOOLING

High Quality Reproduction made like the original. Manufactured using the original Ford tooling. Concours Approved.

MA989BA 71-73 Dash Pad - Original Tooling - Black



#MA975AO



#MA975AM

LOWER DASH PADS - REPRODUCTION

MA975 67-68 Lower Dash Pad - Reproduction

Color Codes: Black **BA**, Blue **AL**, Red **AO**, Ivy Gold **AM**.

Just add your color code to the part number!



#MA18083



#MA18084

1967-1968 DASH PANEL ASSEMBLY

MA18083 67-68 Dash Panel Assembly - Steel without Knee Pad Holes

MA18084 67-68 Dash Panel Assembly - Steel with Knee Pad Holes



#MA16836



#MA16832



#MA11445



#MA18085

DASH BEZELS, TRIM & MOLDINGS

MA14876 71-72 Dash Bezel - Black - w/o Light - RH

MA14877 72-73 Dash Bezel - Black - w/ SB Light - RH

MA18085 67-68 Dash Pad to Windshield Trim

MA18773 69-70 Dash Pad Trim Moldings - Lower/Outer - Black

MA16836 69-70 Dash Panel Bezel - Mach 1 & Grande

MA16837 71-73 Dash Panel Bezel - Deluxe - Black - RH

MA11445 67 Dash Panel Trim - Deluxe - 3 pc - w/ Alum

MA11252 67-68 Dash Panel Trim - Deluxe - 3 pc - Chromed Plastic - w/o Inserts

MA11446 68 Dash Panel Trim - Deluxe - Woodgrain - 3 pc

MA16832 67-68 Dash Panel Trim - Standard - 3 pc - Chromed Plastic

MA18811 67-68 Dash Panel Trim Nuts - 9 pc

MA18818 65-66 Dash Repair Plate - Radio Area Metal



ROOF KIT - Roof & Quarter Panels above beltline.

COWL KIT - Panels between firewall & front door.

TRUNK KIT - Trunk Floor & Tire Well.

BODY KIT - All panels below beltline including Package Tray, Seat Divider, Rear Wheel Wells, Fenders, Rear Quarter & Tail Panels.

DOOR KIT - All doors.

FLOOR KIT - Front floor, Rear floor, Transmission Hump/Drivetrain

AcoustiSHIELD™

ACOUSTISHIELD CARPET INSULATION

This insulation will dampen road & mechanical noise to give you quieter ride. It also controls vibration & heat in the passenger cabin. Kits include: Pre-trimmed, self-adhesive Sound Damper pads. High-tech absorber/barrier material, bonded to the body panels. Each piece is the correct shape & contour. Detailed instructions included.

COMPLETE KITS

- MA17951** 64-66 Convertible Complete Kit
- MA17944** 64-66 Coupe - Complete Kit
- MA17954** 64-66 Fastback Complete Kit
- MA17965** 67-68 Convertible Complete Kit
- MA17958** 67-68 Coupe - Complete Kit
- MA17968** 67-68 Fastback Complete Kit
- MA17979** 69-70 Convertible Complete Kit
- MA17972** 69-70 Coupe - Complete Kit
- MA17982** 69-70 Fastback Complete Kit
- MA17993** 71-73 Convertible Complete Kit
- MA17986** 71-73 Coupe - Complete Kit
- MA17996** 71-73 Fastback Complete Kit

COWL KITS

- MA17945** 64-66 Fastback, Coupe, Conv. Cowl
- MA17959** 67-68 Fastback, Coupe, Conv. Cowl
- MA17973** 69-70 Fastback, Coupe, Conv. Cowl
- MA17987** 71-73 Fastback, Coupe, Conv. Cowl

FLOOR KITS

- MA17946** 64-66 Fastback, Coupe, Conv. Floor Kit
- MA17947** 64-66 Fastback, Coupe, Conv. Trunk Floor
- MA17960** 67-68 Fastback, Coupe, Conv. Floor Kit
- MA17961** 67-68 Fastback, Coupe, Conv. Trunk Floor
- MA17974** 69-70 Fastback, Coupe, Conv. Floor Kit
- MA17975** 69-70 Fastback, Coupe, Conv. Trunk Floor
- MA17988** 71-73 Fastback, Coupe, Conv. Floor Kit
- MA17989** 71-73 Fastback, Coupe, Conv. Trunk Floor

ROOF KITS


- MA17949** 64-66 Coupe Roof Kit
- MA17956** 64-66 Fastback Roof Kit
- MA17963** 67-68 Coupe Roof Kit
- MA17970** 67-68 Fastback Roof Kit
- MA17977** 69-70 Coupe Roof Kit
- MA17984** 69-70 Fastback Roof Kit
- MA17991** 71-73 Coupe Roof Kit
- MA17998** 71-73 Fastback Roof Kit

DOOR KITS

- MA17950** 64-66 Coupe 2 Door - Damper Bar Shield
- MA17953** 64-66 Convertible 2 Door Damper Bar Shield
- MA17957** 64-66 Fastback - 2 Door Damper Bar Shield
- MA17967** 67-68 Convertible 2 Door Damper Bar Shield
- MA17964** 67-68 Coupe 2 Door - Damper Bar Shield
- MA17971** 67-68 Fastback - 2 Door Damper Bar Shield
- MA17981** 69-70 Convertible 2 Door Damper Bar Shield
- MA17978** 69-70 Coupe 2 Door - Damper Bar Shield
- MA17985** 69-70 Fastback - 2 Door Damper Bar Shield
- MA17995** 71-73 Convertible 2 Door Damper Bar Shield
- MA17992** 71-73 Coupe 2 Door - Damper Bar Shield
- MA17999** 71-73 Fastback - 2 Door Damper Bar Shield

BODY PANEL KITS

- MA17948** 64-66 Coupe Body Panel Kit
- MA17952** 64-66 Convertible Body Panel Kit
- MA17955** 64-66 Fastback Body Panel Kit
- MA17966** 67-68 Convertible Body Panel Kit
- MA17962** 67-68 Coupe Body Panel Kit
- MA17969** 67-68 Fastback Body Panel Kit
- MA17980** 69-70 Convertible Body Panel Kit
- MA17976** 69-70 Coupe Body Panel Kit
- MA17983** 69-70 Fastback Body Panel Kit
- MA17994** 71-73 Convertible Body Panel Kit
- MA17990** 71-73 Coupe Body Panel Kit
- MA17997** 71-73 Fastback Body Panel Kit



1965-68
Convertible



1965-68
Coupe

1964-1968 CARPET SETS - CONVERTIBLE

Our 1964-68 carpet is molded to your floor's shape & made from 80/20 Raylon Loop. Correct heel & toe pads, serged bindings and 1/2" jute backing.

MA948__ 64-65 Carpet Set - Convertible - 65 Early

MA950__ 65-68 Carpet Set - Convertible

Color Codes: Black **AA**, Dark Blue **AC**, Red Early '65 **AB**, Red **AH**, Saddle **AN**, Aqua / Turquoise **BB**, Brown **BJ**, Dark Green **BF**, Emberglo **BC**, Ivy Gold **AM**, Maroon **AO**, Parchment **AW**.

Just add your color code to the part number!

1964-1968 CARPET SETS - COUPE

Our 1964-68 carpet is molded to your floor's shape & made from 80/20 Raylon Loop. Correct heel & toe pads, serged bindings and 1/2" jute backing.

MA947__ 64-65 Carpet Set - Coupe - 65 Early


MA949__ 65-68 Carpet Set - Coupe

Color Codes: Black **AA**, Dark Blue **AC**, Red Early '65 **AB**, Red **AH**, Saddle **AN**, Aqua / Turquoise **BB**, Brown **BJ**, Dark Green **BF**, Emberglo **BC**, Ivy Gold **AM**, Maroon **AO**, Parchment **AW**.

Just add your color code to the part number!



1969-70
Convertible



1971-73
Coupe

1969-1973 CARPET SETS - CONVERTIBLE

In 1969 Ford started using 100% nylon carpets in all Mustangs. Our 1969-73 carpets are made just like the original, two-piece molded carpets. Featuring the correct heel and toe pads as well as serged bindings and 1/2" jute backing.

MA956__ 69-70 Carpet Set - Convertible

MA960__ 71-73 Carpet Set - Convertible

Color Codes: Aqua/Turquoise **AK**, Black **BA**, Brown **BJ**, Dark Blue **AV**, Dark Green **BK**, Red '69-70 **AR**, Red '71-73, Blue '71-73 **XX**, Saddle **BD**. *Just add your color code to the part number!*

1969-1973 CARPET SETS - COUPE

In 1969 Ford started using 100% nylon carpets in all Mustangs. Our 1969-73 carpets are made just like the original, two-piece molded carpets. Featuring the correct heel and toe pads as well as serged bindings and 1/2" jute backing.

MA955__ 69-70 Carpet Set - Coupe

MA959__ 71-73 Carpet Set - Coupe

Color Codes: Aqua/Turquoise **AK**, Black **BA**, Brown **BJ**, Dark Blue **AV**, Dark Green **BK**, Red '69-70 **AR**, Red '71-73, Blue '71-73 **XX**, Saddle **BD**. *Just add your color code to the part number!*



1965-68 Fastback without Fold Downs



1969-70 Fastback without Fold Downs

1965-1968 CARPET SETS - FASTBACK

Our 1965-68 carpet is molded to your floor's shape & made from 80/20 Raylon Loop. Correct heel & toe pads, serged bindings and 1/2" jute backing.

MA951__ 65-68 Carpet Set - Fastback

Color Codes: Aqua/Turquoise **BB**, Black **AA**, Brown **BJ**, Dark Blue **AC**, Dark Green **BF**, Emberglo **BC**, Ivy Gold **AM**, Maroon **AO**, Parchment **AW**, Red **AH**, Saddle **AN**.

Just add your color code to the part number!

1969-1973 CARPET SETS - FASTBACK

In 1969 Ford started using 100% nylon carpets in all Mustangs. Our 1969-73 carpets are made just like the original, two-piece molded carpets. Featuring the correct heel and toe pads as well as serged bindings and 1/2" jute backing.

MA957__ 69-70 Carpet Set - Fastback

MA961__ 71-73 Carpet Set - Fastback

Color Codes: Aqua/Turquoise **AK**, Black **BA**, Brown **BJ**, Dark Blue **AV**, Dark Green **BK**, Saddle **BD**, Red **AR**, Red '71-73 **BG**, Blue '71-73 **AV**.

Just add your color code to the part number!



#MA954AH



#MA958BD

1965-1968 CARPET SETS - FOLD DOWN SEAT

MA954__ 65-68 Carpet Set - Fold Down Seat - 3 pc

Color Codes: Aqua/Turquoise **BB**, Black **AA**, Brown **BJ**, Dark Blue **AC**, Dark Green **BF**, Emberglo **BC**, Ivy Gold **AM**, Maroon **AO**, Parchment **AW**, Red **AH**, Saddle **AN**.

Just add your color code to the part number!

1969-1973 CARPET SETS - FOLD DOWN SEAT

MA958__ 69-70 Carpet Set - Fold Down Seat - 3 pc

MA962__ 71-73 Carpet Set - Fold Down Seat - 4 pc

Color Codes: Black **BA**, Brown **BJ**, Dark Blue **AV**, Dark Green **BK**, Red '69-70 **AR**, Red '71-73 **BG**, Saddle **BD**.

Just add your color code to the part number!



#MA953AA

1965-1968 Kick Panel Carpet

- MA953__** 65-68 Carpet - Kick Panel - Convertible - pair
- MA952__** 65-68 Carpet - Kick Panel - Coupe & Fastback - pr

Color Codes: Aqua/Turquoise **BB**, Black **AA**, Brown **BJ**, Dark Blue **AC**, Dark Green **BF**, Emberglo **BC**, Ivy Gold **AM**, Maroon **AD**, Parchment **AW**, Red **AH**, Saddle **AN**.
Just add your color code to the part number!



#MA902AA

1964-1966 Kick Panels

- MA902__** 64-66 Kick Panels - Coupe & Fastback - pair
- MA903__** 64-66 Kick Panels - Convertible - pair

Color Codes: Black **AA**, Medium Blue **AD**, White **AF**, Red **AB**, Parchment **AJ**, Dark Red **AH**, Light Blue **AI**.
Just add your color code to the part number!

1965-1968 Kick Panel Insulation

- MA18667** 65-68 Kick Panel Insulation - Coupe / Fstbk - 2 pc
- MA18668** 65-68 Kick Panel Insulation - Convertible - 2 pc



#MA18000



#MA904BA

1967-1968 Kick Panels

- MA904__** 67-68 Kick Panels - Coupe & Fastback - pair
- MA905__** 67-68 Kick Panels - Convertible - pair

Color Codes: Black **BA**, Parchment **AJ**, Red **AH**, Saddle **AN**, Medium Blue **AL**, Maroon **AD**.
Just add your color code to the part number!

FIREWALL INSULATION

- MA18000** 64-66 Firewall Insulation - All
- MA18001** 67-68 Firewall Insulation - AC
- MA18002** 67-68 Firewall Insulation - Heater
- MA18003** 69-70 Firewall Insulation - Heater
- MA18004** 69-70 Firewall Insulation - Mach1
- MA18005** 71-73 Firewall Insulation - AC
- MA18006** 71-73 Firewall Insulation - Heater
- MA18007** 71-73 Firewall Insulation - Mach1
- MA18660** 65-66 Firewall Insulation Pad w/ Clips
- MA18661** 67-68 Firewall Insulation Pad w/ Clips
- MA18662** 69-70 Firewall Insulation Pad
- MA18663** 71-73 Firewall Insulation Pad



Firewall Insulation



#MA14778

1969-1970 Kick Panels

- MA14778** 69-70 Kick Panels - Black - pair



#MA906AA



#MA907AK

1964-1968 80/20 LOOP MATS WITH PONY

These match the original carpeted floor mats in color and construction with vinyl bound edges and non-skid backing. The 4 piece sets include front & rear mats. The Pony logo embroidery is on the front mats only. The 2 piece set includes the front mats only. Officially Ford Licensed.

MA906__ 64-68 Mats - 80/20 Loop - with Pony - 4 pc

MA908__ 64-68 Mats - 80/20 Loop - with Pony - 2 pc

Color Codes: Black **AA**, Dark Blue **AC**, Red **AH**, Ivy Gold **AM**, Saddle **AN**, Maroon **AO**, Parchment **AW**, Aqua/Turquoise **BB**, Emberglo **BC**, Dark Green **BE**, Brown **BJ**.

Just add your color code to the part number!

1969-1973 NYLON FLOOR MATS WITH PONY

These match the original carpeted floor mats in color and construction with vinyl bound edges and non-skid backing. The 4 piece sets include front & rear mats. The Pony logo embroidery is on the front mats only. The 2 piece set includes the front mats only. Officially Ford Licensed.

MA907__ 69-73 Mats - Nylon - 4 pc

MA909__ 69-73 Mats - Nylon - 2 pc

Color Codes: Aqua/Turquoise **AK**, Red **AR**, Dark Blue **AV**, Black **BA**, Saddle **BD**, Brown **BJ**, Dark Green **BK**.

Just add your color code to the part number!



#MA963AC



#MA964BA

1964-1968 80/20 LOOP MATS

These match the original carpeted floor mats in color and construction with vinyl bound edges and non-skid backing. The 4 piece sets include front & rear mats. The 2 piece set includes the front mats only.

MA963__ 64-68 Mats - 80/20 Loop - 4 pc

MA965__ 64-68 Mats - 80/20 Loop - 2 pc

Color Codes: Aqua/Turquoise **BB**, Black **AA**, Brown **BJ**, Dark Blue **AC**, Dark Green **BE**, Emberglo **BC**, Ivy Gold **AM**, Maroon **AO**, Parchment **AW**, Red **AH**, Saddle **AN**.

Just add your color code to the part number!

1969-1973 NYLON FLOOR MATS

These match the original carpeted floor mats in color and construction with vinyl bound edges and non-skid backing. The 4 piece sets include front & rear mats. The 2 piece set includes the front mats only.

MA964__ 69-73 Mats - Nylon - 4 pc

MA966__ 69-73 Mats - Nylon - 2 pc

Color Codes: Aqua/Turquoise **AK**, Black **BA**, Brown **BJ**, Dark Blue **AV**, Dark Green **BK**, Red **AR**, Saddle **BD**.

Just add your color code to the part number!

**Mustang America is your Best Resource
for First Generation Mustang Interiors,
Parts, Wheels & Accessories.
New Products arriving each week!**



#MA976AO


1967-1968 PILLAR POSTS

Correct grain. Fit Coupe & Fastback.

MA976__ 67-68 Pillar Posts - pair

Color Codes: Black **BA**, Blue **AL**, Ivy Gold **AM**, Red **AO**.

Just add your color code to the part number!



#MA9029AC

WINDLACE - PINCH-ON - 20 FT.

Windlace is the 'pinch on' material that goes around the edges of the headliner, between the kick panels & door area; and between the interior quarter area and the door opening.

MA9029__ 64-68 Windlace - Pinch-on - 20 ft

Color Codes: Black **AA**, Dark Blue **AC**, White **AF**, Red **AH**, Light Blue **AI**, Parchment **AJ**, Aqua **AK**, Ivy Gold **AM**, Maroon **AO**.

Just add your color code to the part number!



GT "PONY" RUBBER MATS

These molded rubber mats feature the classic GT racing stripes molded in white along the outer sides & a non-skid bottom.

MA14750 65-73 Rubber Mats - GT w/ Pony - Black



PVC PONY FLOOR MATS

Original style rubber floor mats. Complete set of 4 mats available in all the original colors. Fits all years.

MA18768 64-73 Mats - Pony - PVC - Black - 4pc

MA18769 64-73 Mats - Pony - PVC - Blue - 4pc

MA18770 64-73 Mats - Pony - PVC - Dark Red - 4pc

MA18771 64-73 Mats - Pony - PVC - Red - 4pc

MA18772 64-73 Mats - Pony - PVC - Green - 4pc




TRUNK MAT

Made of die-cut vinyl.

MA14874 64-66 Trunk Mat - Plaid - Coupe & Convertible

MA14875 65-66 Trunk Mat - Plaid - Fastback

MA14953 67-68 Trunk Mat - Plaid - Coupe & Convertible



#MA18759

#MA18765



#MA18761



#MA18763

QUARTER PANELS - INTERIOR

| | | |
|----------------|-------|---|
| MA18765 | 64-66 | Interior Quarter Panel - Steel - Conv. LH |
| MA18764 | 64-66 | Interior Quarter Panel - Steel - Conv. RH |
| MA18766 | 64-68 | Interior Quarter Panels - Convertible - pair |
| MA18759 | 65-66 | Interior Quarter Panels - ABS - Fastback |
| MA18760 | 67-68 | Interior Quarter Panels - ABS - Fastback |
| MA18761 | 69-70 | Interior Quarter Panels - ABS - Fastback |
| MA18762 | 69-70 | Interior Quarter Panels - ABS - Fstbk w/ Spkr |
| MA18767 | 71-73 | Interior Quarter Panels - ABS - Convertible |
| MA18763 | 71-73 | Interior Quarter Panels - ABS - Fastback |



#MA9026AB

1964-1966 QUARTER TRIM UPHOLSTERY - COUPE

Accurate Grain Vinyl cut & sewn to replace worn or damaged original upholstery. Install new padding for that factory look!

MA9026 _ _ 64-66 Quarter Trim Upholstery - Coupe

Color Codes: Black **AA**, Bright Red **AB**, Blue **AD**, Palomino **AE**, White **AF**, Ivy Gold **AG**, Light Blue **AI**, Parchment **AJ**, Turquoise **BB**, Emberglo **BC**, Red '66 **AH**.

Just add your color code to the part number!

1964-1968 QUARTER TRIM UPHOLSTERY - CONV.

Accurate Grain Vinyl cut & sewn to replace worn or damaged original upholstery. Install new padding for that factory look!

MA9027 _ _ 64-68 Quarter Trim Upholstery - Convertible

Color Codes: Black **AA**, Bright Red **AB**, Blue **AD**, Palomino **AE**, White **AF**, Ivy Gold **AG**, Light Blue **AI**, Parchment **AJ**, Turquoise **BB**, Emberglo **BC**, Red **AH**.

Just add your color code to the part number!

1969-1970 QUARTER TRIM UPHOLSTERY - CONV.

Accurate Grain Vinyl cut & sewn to replace worn or damaged original upholstery. Install new padding for that factory look!

MA9028 _ _ 69-70 Quarter Trim Upholstery - Convertible

Color Codes: Nugget Gold **AP**, Light Blue **AQ**, Dark Red **AR**, Dark Ivy Gold **AS**, White **AT**, Black **BA**, Dark Blue **BL**.

Just add your color code to the part number!



#MA16408

QUARTER TRIM UPHOLSTERY PADDING

| | | |
|----------------|-------|---|
| MA16406 | 64-66 | Quarter Trim Upholstery Padding - Coupe |
| MA16407 | 64-68 | Quarter Trim Upholstery Padding - Conv |
| MA16408 | 69-70 | Quarter Trim Upholstery Padding - Conv |



#MA979AB

1964-1967 PACKAGE TRAY - VINYL W/ SPEAKERS

MA979__ 64-67 Package Tray - w/ Speakers

Color Codes: Black **AA**, Red '64-65 **AB**, Red '66-67 **AH**, Blue **AC**, Palomino **AE**, White **AF**, Ivy Gold **AG**, Light Blue **AI**, Parchment **AJ**, Aqua **AK**, Emberglo **BC**.

Just add your color code to the part number!

1968 PACKAGE TRAY - VINYL W/ SPEAKERS

MA980__ 68 Package Tray - w/ Speakers

Color Codes: Black **BA**, Aqua **AK**, Dark Blue **AL**, Ivy Gold **AM**, Saddle **AN**, Maroon **AO**, Dark Ivy Gold **AS**, Parchment **AW**.

Just add your color code to the part number!



#MA978AA

1964-1968 PACKAGE TRAY - VINYL W/O SPEAKERS

MA978__ 64-68 Package Tray - w/o Speakers

Color Codes: Black **AA**, Aqua **AK**, Blue **AC**, Red '64-65 **AB**, Red '66-67 **AH**, Ivy Gold **AG**, Palomino **AE**, White **AF**, Light Blue **AI**, Emberglo **BC**, Parchment **AJ**.

Just add your color code to the part number!



1964-1968 PACKAGE TRAY

MA15782 64-68 Package Tray - OE Style Waffle Board



1964-1968 COUPE HEADLINERS

Accurate moonskin grain.

MA9005__ 64-68 Coupe Headliner

Color Codes: Black **AA**, Bright Red **AB**, Light Aqua / Turquoise **BB**, Light Blue **AI**, Light Green **BM**, Maroon **AO**, Medium Blue **AD**, Parchment **AW**, White **AF**, Dark Aqua / Turquoise **AK**, Saddle **AN**, Dark Green **BF**, Ivy Gold **AG**.

Just add your color code to the part number!

1969-1970 COUPE HEADLINERS

Accurate moonskin grain.

MA9021__ 69-70 Coupe Headliner

Color Codes: Black **BA**, Dark Blue **BL**, Dark Green **BK**, Dark Red **AR**, Ivy Gold **AS**, Medium Blue **AV**, White **AT**.

Just add your color code to the part number!

1971-1973 COUPE HEADLINERS

Accurate tier grain.

MA9023__ 71-73 Coupe Headliner

Color Codes: Black **BA**, Bright Red **BG**, Dark Blue **BL**, Dark Green **BK**, Dark Red **BN**, Medium Ginger **AU**, Tan/Saddle **BE**, Wedgewood Blue **AV**, White **AT**.

Just add your color code to the part number!



#MA9023AT

#MA9022BA



#MA9002AI

1964-1968 FASTBACK HEADLINERS

Accurate moonskin grain.

MA9002__ 64-68 Fastback Headliner

Color Codes: Black **BA**, Bright Red **AB**, White **AF**, Dark Green **BF**, Light Green **BM**, Ivy Gold **AG**, Light Aqua / Turquoise **BB**, Light Blue **AI**, Maroon **AO**, Medium Blue **AD**, Parchment **AV**, Dark Aqua / Turquoise **AK**, Saddle **AN**.

Just add your color code to the part number!



#MA9003AR

1969-1970 FASTBACK HEADLINERS

Accurate moonskin grain.

MA9003__ 69-70 Fastback Headliner

Color Codes: Black **BA**, Dark Blue **BL**, Dark Green **BK**, Dark Red **AR**, Ivy Gold **AS**, Light Blue **AQ**, Medium Blue **AV**, Saddle **BD**, White **AT**.

Just add your color code to the part number!

1971-1973 FASTBACK HEADLINERS

Accurate tier grain.

MA9004__ 71-73 Fastback Headliner

Color Codes: Black **BA**, Blue **AV**, Dark Blue **BL**, Dark Green **BK**, Dark Red **BN**, Medium Ginger **AU**, Red **BG**, Tan/Saddle **BE**, White **AT**.

Just add your color code to the part number!



#MA18074



#MA18075

COAT HOOKS

MA18074 64-67 Coat Hooks - Coupe / Fastback

MA18075 65-67 Coat Hooks - 65-66 Convertible, 67 All

1969-1970 HEADLINER TRIM PANELS - FASTBACK

MA9022__ 69-70 Headliner Trim Panels - Fastback

Color Codes: Dark Red **AR**, Ivy Gold **AS**, White **AT**, Medium Blue **AV**, Black **BA**, Green **BK**, Dark Blue **BL**.

Just add your color code to the part number!



#MA9025BA

1971-1973 HEADLINER TRIM PANELS - FASTBACK

MA9025__ 71-73 Headliner Trim Panels - Fastback

Color Codes: White **AT**, Medium Ginger **AU**, Blue **AV**, Black **BA**, Tan **BE**, Bright Red **BG**, Green **BK**, Dark Blue **BL**, Dark Red **BN**.

Just add your color code to the part number!



#MA12439

HEADLINER MOLDING

MA12439 64-67 Convertible Header Molding - Chrome

MA12711 68 Convertible Header Molding - Chrome

HEADLINER INSULATION

MA18665 65-73 Headliner Insulation - Coupe - 2 pc

MA18666 65-73 Headliner Insulation - Fastback - 2 pc





#MA9000AI



#MA9015AK

1964-1966 SUN VISORS - CONVERTIBLE

Accurate moonskin grain. Sold in pairs.

MA9000__ 64-66 Sun Visors - Convertible

Color Codes: Aqua **AK**, Black **AA**, Blue **AL**, Bright Red **AB**, Dark Red **AH**, Emberglo **BC**, Ivy Gold **AG**, Light Blue **AI**, Palomino **AE**, Parchment **AJ**, Turquoise **BB**, White **AF**.

Just add your color code to the part number!

1964-1966 SUN VISORS - COUPE & FASTBACK

Accurate moonskin grain. Sold in pairs.

MA9015__ 64-66 Sun Visors - Coupe & Fastback

Color Codes: Black **BA**, Blue **AL**, Bright Red **AB**, Dark Blue **AC**, Light Blue **AI**, Light Green **BM**, Parchment **AJ**, Turquoise **AK**, White **AF**, Dark Red **AH**.

Just add your color code to the part number!



#MA9001AM



#MA9016AH

1967-1968 SUN VISORS - CONVERTIBLE

Accurate moonskin grain. Sold in pairs.

MA9001__ 67-68 Convertible Sun Visors

Color Codes: Aqua **AK**, Blue **AL**, Dark Red / Maroon **AD**, Ivy Gold **AM**, Parchment **AW**, Red **AH**, Saddle **AN**, Black **BA**, Nugget Gold **AP**.

Just add your color code to the part number!

1967-1968 SUN VISORS - COUPE & FASTBACK

Accurate moonskin grain. Sold in pairs.

MA9016__ 67-68 Sun Visors - Coupe & Fastback

Color Codes: Aqua **AK**, Black **BA**, Blue **AL**, Dark Green **BF**, Dark Red **AH**, Ivy Gold **AM**, Light Green **BM**, Saddle **AN**, White **AF**.

Just add your color code to the part number!



#MA9018AT



#MA9017AT

1969-1973 SUN VISORS - CONVERTIBLE

Accurate tier grain. Sold in pairs.

MA9018__ 69-73 Convertible Sun Visors

Color Codes: Medium Ivy **AX**, Vermillion **AY**, Black **BA**, Dark Blue **BL**, White **AT**, Medium Ginger **AU**, Medium Blue **AV**, Medium Green **AZ**.

Just add your color code to the part number!

1969-1970 SUN VISORS - COUPE & FASTBACK

Accurate tier grain. Sold in pairs.

MA9017__ 69-70 Sun Visors - Coupe & Fastback

Color Codes: Black **BA**, Dark Blue **BL**, Dark Green **BK**, Dark Red **AR**, Medium Blue **XX**, Ivy Gold **AS**, White **AT**, Saddle **BD**.

Just add your color code to the part number!



#MA9019BG

1971-1973 SUN VISORS - COUPE & FASTBACK

Accurate tier grain. Sold in pairs.

MA9019 __ 71-73 Sun Visors - Coupe & Fastback

Color Codes: Black **BA**, Blue **AV**, Bright Red **BG**, Dark Blue **BL**, Dark Green **BK**, Dark Red **BN**, Ginger **AU**, Tan/Saddle **BE**, White **AT**.

Just add your color code to the part number!



#MA10358



#MA18646



#MA18649

1964-1970 SUN VISOR PIVOT ARMS/BRACKETS

- MA10358** 64-68 Sun Visor Pivot Arms/Brkts - Conv - pr
- MA14939** 64-66 Sun Visor Pivot Arms/Brkts - Cpe/Fstbk - pr
- MA14940** 67-70 Sun Visor Pivot Arms/Brkts - Cpe/Fstbk - pr
- MA18829** 69-70 Sun Visor Pivot Arms - Convertible
- MA18830** 71-73 Sun Visor Pivot Arms - Coupe/Fastback
- MA18831** 71-73 Sun Visor Pivot Arms - Convertible
- MA18646** 65-66 Sun Visor Bracket - Coupe / Fastback - ea
- MA18648** 65-66 Sun Visor Bracket - Convertible - LH
- MA18649** 65-66 Sun Visor Bracket - Convertible - RH
- MA18647** 67-70 Sun Visor Bracket - Coupe / Fastback - ea



#MA11728



#MA10940

CONVERTIBLE TOP TACK STRIP KITS

- MA10891** 64-65 Convertible Top Tack Strip Kit
- MA10940** 65-66 Convertible Top Tack Strip Kit
- MA11728** 67-68 Convertible Top Tack Strip Kit



#MA12538

CONVERTIBLE TOP LATCH ASSEMBLIES

- MA12539** 65-67 Convertible Top Latch Handle Assembly - LH
- MA12538** 65-67 Convertible Top Latch Handle Assembly - RH
- MA15296** 69-70 Convertible Top Latch Assembly - LH
- MA15295** 69-70 Convertible Top Latch Assembly - RH
- MA15298** 71-73 Convertible Top Latch Assembly - LH
- MA15297** 71-73 Convertible Top Latch Assembly - RH



#MA14236

CONVERTIBLE TOP PADS

- MA14236** 64-66 Convertible Top Pads - Black
- MA14260** 69-70 Convertible Top Pads - Black
- MA11512** 71-73 Convertible Top Pads - Black



CONVERTIBLE TOPS w/o WINDOW - STAYFAST

- MA15518** 64-66 Conv. Top w/o Window - Stayfast - Black
- MA15519** 64-66 Conv. Top w/o Window - Stayfast - Black
- MA15520** 67-68 Conv. Top w/o Window - Stayfast - Black
- MA15522** 69-70 Conv. Top w/o Window - Stayfast - Black
19" Bow Height
- MA15521** 69-70 Conv. Top w/o Window - Stayfast - Black -
20.5" Bow Height
- MA15523** 71-73 Conv. Top w/o Window - Stayfast - Black

CONVERTIBLE TOPS w/o WINDOW - VINYL

- MA15500** 64-66 Convertible Top w/o Window - Vinyl - Black
- MA15503** 64-66 Convertible Top w/o Window - Vinyl - Black
- MA15502** 64-66 Convertible Top w/o Window - Vinyl - Blue
- MA15505** 64-66 Convertible Top w/o Window - Vinyl - Blue
- MA15501** 64-66 Convertible Top w/o Window - Vinyl - White
- MA15504** 64-66 Convertible Top w/o Window - Vinyl - White
- MA15506** 67-68 Convertible Top w/o Window - Vinyl - Black
- MA15508** 67-68 Convertible Top w/o Window - Vinyl - Blue
- MA15507** 67-68 Convertible Top w/o Window - Vinyl - White
- MA15512** 69-70 Convertible Top w/o Window - Vinyl - Black -
19" Bow Height
- MA15514** 69-70 Convertible Top w/o Window - Vinyl - Blue
19" Bow Height
- MA15513** 69-70 Convertible Top w/o Window - Vinyl - White -
19" Bow Height
- MA15509** 69-70 Convertible Top w/o Window - Vinyl - Black -
20.5" Bow Height
- MA15511** 69-70 Convertible Top w/o Window - Vinyl - Blue -
20.5" Bow Height
- MA15510** 69-70 Convertible Top w/o Window - Vinyl - White -
20.5" Bow Height
- MA15515** 71-73 Convertible Top w/o Window - Vinyl - Black
- MA15516** 71-73 Convertible Top w/o Window - Vinyl - White
- MA15517** 71-73 Convertible Top w/o Window - Vinyl - Blue



1964-1973 REAR WINDOWS - PLASTIC / GLASS

- MA15527** 64-70 Rear Window - Stayfast Top - Folding Glass
- MA15535** 71-73 Rear Window - Stayfast Top - Glass
- MA15525** 64-66 Rear Window - Stayfast Top - Plastic
- MA15529** 67-68 Rear Window - Stayfast Top - Plastic
- MA15531** 69-70 Rear Window - Stayfast Top - Plastic
- MA15533** 71-73 Rear Window - Stayfast Top - Plastic
- MA15526** 64-70 Rear Window - Vinyl Top - Folding Glass
- MA15534** 71-73 Rear Window - Vinyl Top - Glass
- MA15524** 64-66 Rear Window - Vinyl Top - Plastic
- MA15528** 67-68 Rear Window - Vinyl Top - Plastic
- MA15530** 69-70 Rear Window - Vinyl Top - Plastic
- MA15532** 71-73 Rear Window - Vinyl Top - Plastic



REQUIRES USE OF **PLASTIC** REAR WINDOW #MA15524 FOR VINYL TOP OR #MA15525 FOR STAYFAST TOP.

REQUIRES USE OF **GLASS** REAR WINDOW #MA15526 FOR VINYL TOP OR #MA15527 FOR STAYFAST TOP.



#MA16850

1964-1973 CONVERTIBLE WELL LINER

- MA12035** 65-66 Convertible Well Liner - Black
- MA16850** 64-66 Convertible Well Liner - White
- MA16851** 67-68 Convertible Well Liner - Black
- MA16852** 67-68 Convertible Well Liner - White
- MA16853** 69-70 Convertible Well Liner - Black
- MA16854** 69-70 Convertible Well Liner - White
- MA11513** 71-73 Convertible Well Liner - Black
- MA16855** 71-73 Convertible Well Liner - White



#MA15272

1965-1968 VINYL TOP TRIM - COUPE

- MA15272** 65-66 Vinyl Top Trim Moldings - Coupe
- MA15273** 67-68 Vinyl Top Trim Moldings - Coupe



MUSTANG AMERICA GIFT CERTIFICATES



1964-1966 CONVERTIBLE TOP BOOTS

- MA9010** __ 64-66 Convertible Top Boot
- Color Codes:** Black **AA**, Bright Red **AB**, Blue **AD**, Dark Red **AH**,
Emberglow **BC**, Ivy Gold **AC**, Light Blue **AI**, Palomino **AE**,
Parchment **AJ**, Turquoise **BB**, White **AF**
- Just add your color code to the part number!*



1967 CONVERTIBLE TOP BOOTS

- MA9011** __ 67 Convertible Top Boot
- Color Codes:** Black **BA**, Dark Red **AH**, Ivy Gold **AM**, Light Blue **AI**,
Parchment **AJ**, Saddle **AN**, Turquoise **AK**, White Cream **AF**
- Just add your color code to the part number!*

1968 CONVERTIBLE TOP BOOTS

- MA9012** __ 68 Convertible Top Boot
- Color Codes:** Black **BA**, Blue **AL**, Dark Red **AO**, Ivy Gold **AM**,
Nugget Gold **AP**, Parchment **AW**, Turquoise **AK**, White **BH**
- Just add your color code to the part number!*

1968 CONVERTIBLE TOP BOOTS - SHELBY

- MA9020** __ 68 Convertible Top Boot - Shelby
- Color Codes:** Black **BA**, Blue **AL**, Dark Red **AO**, Ivy Gold **AM**,
Nugget Gold **AP**, Parchment **AW**, Turquoise **AK**, White **BH**
- Just add your color code to the part number!*



#MA15292

CONVERTIBLE TOP BOOT RETAINER

- MA15291** 64-68 Convertible Top Boot Retainer - 11 Holes
- MA15292** 69-70 Convertible Top Boot Retainer - 7 Holes



#MA9013AP

1969-1970 CONVERTIBLE TOP BOOTS

MA9013__ 69-70 Convertible Top Boot

Color Codes: Black **BA**, Dark Blue **BL**, Dark Red **AR**, Dark Ivy Gold **AS**, Light Blue **AQ**, Medium Blue **AV**, Ginger **AU**, Medium Ivy Green **AX**, Nugget Gold **AP**, White **AT**.
Just add your color code to the part number!

1971-1973 CONVERTIBLE TOP BOOTS

MA9014__ 71-73 Convertible Top Boot

Color Codes: Black **BA**, Dark Blue **BL**, Dark Red **BG**, Medium Blue **AV**, Medium Ginger **AU**, Medium Green **AZ**, Vermillion **AV**, White **AT**.
Just add your color code to the part number!

#MA12538



#MA10364



#MA15299



#MA16782



#MA11115

#MA19006



#MA19026



#MA11884

CONVERTIBLE TOP HARDWARE

- MA11115** 64-66 Convertible Top Boot Molding - LH
- MA11116** 64-66 Convertible Top Boot Molding - RH
- MA10364** 64-68 Convertible Top Dowel Pins
- MA12537** 64-68 Convertible Top Hold Down Clamp - LH
- MA12536** 64-68 Convertible Top Hold Down Clamp - RH
- MA12540** 64-66 Convertible Top Hooks
- MA16782** 67-73 Convertible Top Hooks
- MA11884** 64-70 Convertible Top Hydraulic Cylinder
- MA15540** 64-70 Convertible Top Hydraulic Hose Set - 2 pc
- MA13104** 65-68 Convertible Top Hydraulic Line & Fittings
- MA15299** 64-73 Convertible Top Motors - 3 Wires
- MA12408** 64-66 Convertible Top Switch Bezel And Knob
- MA10365** 64-65 Convertible Top Tension Cables
- MA12541** 65-68 Convertible Top Tension Cables - Spring Type
- MA10571** 69-70 Convertible Top Tension Cables

#MA19007



#MA19027



#MA19009



CONVERTIBLE TOP CLEANING & CARE

For use on fabric or vinyl tops. RaggTopp Protectants provide ultraviolet protection with UV stabilizers to protect from all elements. Will not harm paint, glass, chrome or plastic windows.

- MA19009** Convertible Top Care Kit - Vinyl
- MA19007** Convertible Top Cleaner - StayFast Ragg Top
- MA19026** Convertible Top Cleaner & Protectant Set
- MA19006** Convertible Top Cleaning Brush
- MA19027** Convertible Top Protectant - Fabric
- MA19008** Convertible Top Protectant - Vinyl



CONVERTIBLE TOP WINDOW PILLOW

Our soft, foam-filled Rear Window Pillow prevents damage to your convertible's rear window when it's stowed. When your top is folded away, the window wraps smoothly around the Rear Window Pillow to eliminate unsightly folds, creases and scratches.

- MA19020** Convertible Top Rear Window Pillow



PARTS

AIR CLEANER



#MA15241



#MA15242



#MA15243 - K&N



#MA16741



#MA17509



#MA17506

AIR CLEANER

- MA15242** 65-73 Air Cleaner Assembly - Chrome
- MA15241** 65-73 Air Cleaner Assembly - HiPo
- MA16863** 65-73 Air Cleaner Wingnut - V8
- MA16864** 65-73 Air Cleaner Wingnut - 6 Cylinder
- MA16865** 69-70 Air Cleaner Wingnut - Shaker - 3 pc
- MA16867** 64-67 Air Breather Snout Wingnuts - 2 pc
- MA16866** 64-67 Shroud Tube & Exhaust Manifold Stud w/ Nut

AIR FILTERS

- MA15243** 65-73 Air Filter - K&N - Orange
- MA17506** 65-73 Air Filter - K&N - Oval
- MA17509** 64-67 Air Filter - K&N - Round 10 X 2.25
- MA17508** 65-71 Air Filter - K&N - Round 13-1/4 X 2.18 - V8
- MA17510** 65-73 Air Filter - K&N - Round 14 X 3

AIR CLEANER ELEMENTS

- MA16740** 64-67 Air Cleaner Element - 170 / 200 / 260ci
- MA16741** 64-67 Air Cleaner Element - 260 / 289 / 428ci
- MA16742** 64-72 Air Cleaner Element - 289 / 390 / 428 / 429
- MA16743** 68-69 Air Cleaner Element - 200ci - 6 Cylinder
- MA16744** 68-72 Air Cleaner Element - 289 / 302 / 390 / 428
- MA16745** 69-73 Air Cleaner Element - 250ci - 6 Cylinder
- MA16746** 70 Air Cleaner Element - 200ci - 6 Cylinder
- MA16747** 70-73 Air Cleaner Element - 351ci
- MA16748** 72 Air Cleaner Element - 302ci & 351ci
- MA16749** 73 Air Cleaner Element - 302ci & 351ci



#MA10016

#MA10022

BATTERY CABLES

- MA13923** 64-67 Battery Cables - 6 Cylinder - FOMOCO
- MA10016** 65-66 Battery Cables - 8 Cylinder - FOMOCO
- MA10017** 67 Battery Cables - 6 Cylinder - Autolite
- MA10018** 67 Battery Cables - 8 Cylinder - Autolite
- MA10021** 68-69 Battery Cables - 6 Cylinder - Autolite
- MA11960** 68-69 Battery Cables - 8 Cylinder - Autolite
- MA11127** 68-69 Battery Cables - 8 Cylinder - Autolite - BB
- MA10022** 70-71 Battery Cables - 6 Cylinder - Autolite
- MA10023** 70-71 Battery Cables - 8 Cylinder - Autolite
- MA11961** 72-73 Battery Cables - 6 Cylinder - Motorcraft
- MA10024** 72-73 Battery Cables - 8 Cylinder - Motorcraft



#MA14351

#MA16621

#MA10976

BATTERY COMPONENTS


- MA16617** 64-66 Battery Clamp Bolt Kit
- MA14760** 64-73 Battery Disconnect Switch
- MA16618** 66 Battery Fender Shield w/ Fasteners
- MA10189** 64-66 Battery Hold Down
- MA16620** 67-70 Battery Hold Down - 24F Series
- MA10703** 64-66 Battery Hold Down Bolt Kit - 24F Series
- MA16619** 67-70 Battery Hold Down Bolt Kit - 24F Series - SS
- MA16642** 64-66 Battery Hold Down Clamp Kit
- MA16621** 67-70 Battery Hold Down Clamp Kit
- MA14351** 64-66 Battery Tray - Black
- MA16643** 64-66 Batt. Tray - Use w/ Over the Top Style Clamp
- MA12615** 67-70 Battery Tray - Black
- MA16622** 71-73 Battery Tray - Black
- MA10031** 64-66 Battery Tray Mounting Kit
- MA10976** 69-70 Battery Tray Support Plate



#MA10437

FRONT FENDER

- MA10267** 64-66 Front Fender - LH
- MA10266** 64-66 Front Fender - RH
- MA10438** 67 Front Fender - LH
- MA10437** 67 Front Fender - RH
- MA10518** 68 Front Fender - LH
- MA10517** 68 Front Fender - RH
- MA10540** 69 Front Fender - LH
- MA12774** 69 Front Fender - RH
- MA10706** 70 Front Fender - LH
- MA10705** 70 Front Fender - RH
- MA13025** 71-72 Front Fender - LH
- MA13024** 71-72 Front Fender - RH
- MA13027** 73 Front Fender - LH
- MA13026** 73 Front Fender - RH
- MA18839** 70 Fender Extension Molding - LH
- MA18840** 70 Fender Extension Molding - RH
- MA18110** 71-72 Fender Extension Molding - Chrome - LH
- MA18111** 71-72 Fender Extension Molding - Chrome - RH
- MA18112** 71-72 Fender Extension Molding - Painted - pair
- MA18113** 73 Fender Extension Molding - Painted - pair



#MA17112

FIREWALL PANELS

- MA17112** 64-66 Firewall Panel - Fastback / Coupe
- MA17113** 67-68 Firewall Panel - Fastback / Coupe



In Stock & ready for shipping!


In addition to our regular delivery, we offer more options for getting your packages when you need them. Call our Sales Reps for details.



#MA11900



#MA18271



#MA18280

FENDER APRON

- MA13539** 64-66 Fender Apron - Inner Front - LH
- MA13540** 64-66 Fender Apron - Inner Front - RH
- MA13537** 64-66 Fender Apron - Inner Rear - LH
- MA13538** 64-66 Fender Apron - Inner Rear - RH
- MA11900** 67-68 Fender Apron - Inner Front - LH
- MA10950** 67-68 Fender Apron - Inner Front - RH
- MA11233** 67-68 Fender Apron - Inner Rear - LH
- MA11232** 67-68 Fender Apron - Inner Rear - RH
- MA12777** 69-70 Fender Apron - Inner Front - LH
- MA10541** 69-70 Fender Apron - Inner Front - RH
- MA13607** 69-70 Fender Apron - Inner Rear - LH
- MA13608** 69-70 Fender Apron - Inner Rear - RH
- MA13624** 71-73 Fender Apron - Inner Rear - LH
- MA13625** 71-73 Fender Apron - Inner Rear - RH
- MA10956** 67-68 Fender Apron Bracket - LH
- MA10957** 67-68 Fender Apron Bracket - RH
- MA10934** 64-66 Fender Apron Bracket - Inner - Rear - LH
- MA10933** 64-66 Fender Apron Bracket - Inner - Rear - RH
- MA18604** 67-68 Fender Apron Extensions - Rear - LH
- MA18605** 67-68 Fender Apron Extensions - Rear - RH

QUARTER PANEL

- MA18270** 64-66 Quarter Panel - Convertible - LH
- MA18271** 64-66 Quarter Panel - Convertible - RH
- MA18274** 64-66 Quarter Panel - Coupe - LH
- MA18275** 64-66 Quarter Panel - Coupe - RH
- MA18272** 65-66 Quarter Panel - Fastback - LH
- MA18273** 65-66 Quarter Panel - Fastback - RH
- MA18280** 64-66 Quarter Panel - Rear - Lower - LH
- MA18281** 64-66 Quarter Panel - Rear - Lower - RH
- MA18290** 67 Quarter Panel - Coupe - LH
- MA18291** 67 Quarter Panel - Coupe - RH
- MA18292** 67-68 Quarter Panel Patch - Rear - Lower - LH
- MA18293** 67-68 Quarter Panel Patch - Rear - Lower - RH
- MA18671** 65-68 Quarter Panel Insulation - 2 pc
- MA18135** 67-68 Quarter Panel Rear Bracket - Fastback - LH
- MA18136** 67-68 Quarter Panel Rear Bracket - Fastback - RH
- MA18669** 65-68 Qrt Panel Wheelhouse Insulation - Conv. - 2 pc
- MA18268** 65-66 Quarter / Door - Front Frame Combo - Fastback - LH
- MA18269** 65-66 Quarter / Door - Front Frame Combo - Fastback - RH
- MA18288** 67-68 Quarter/Door Front Frame Combo - FB - LH
- MA18289** 67-68 Quarter/Door Front Frame Combo - FB - RH



#MA17139



#MA17141

ROCKER PANEL RAIL

- MA17139** 64-70 Rocker Panel Rail - 63" - Outer LH
- MA17140** 64-70 Rocker Panel Rail - 63" - Outer RH
- MA17141** 64-70 Rocker Panel Rail - Inner LH - Coupe / Fstbk
- MA17142** 64-70 Rocker Panel Rail - Inner RH - Coupe / Fstbk



#MA18287



QUARTER PANEL - OE STYLE

- MA18284** 67 Quarter Panel - OE - Convertible - LH
- MA18285** 67 Quarter Panel - OE - Convertible - RH
- MA18286** 67 Quarter Panel - OE - Fastback - LH
- MA18287** 67 Quarter Panel - OE - Fastback - RH
- MA18295** 68 Quarter Panel - OE w/ Indent - Conv. - LH
- MA18296** 68 Quarter Panel - OE w/ Indent - Conv. - RH
- MA18297** 68 Quarter Panel - OE w/ Indent - Coupe - LH
- MA18298** 68 Quarter Panel - OE w/ Indent - Coupe - RH
- MA18359** 68 Quarter Panel - OE w/ Indent - Fastback - LH
- MA18360** 68 Quarter Panel - OE w/ Indent - Fastback - RH
- MA18355** 68 Quarter Panel - OE w/o Indent - Conv - LH
- MA18356** 68 Quarter Panel - OE w/o Indent - Conv - RH
- MA18357** 68 Quarter Panel - OE w/o Indent - Fastback - LH
- MA18358** 68 Quarter Panel - OE w/o Indent - Fastback - RH
- MA18361** 68 Quarter Panel - OE w/o Indent - Coupe - LH
- MA18362** 68 Quarter Panel - OE w/o Indent - Coupe - RH

QUARTER PANEL SKIN

- MA18276** 64-66 Quarter Panel Skin - LH
- MA18277** 64-66 Quarter Panel Skin - RH
- MA10485** 67-68 Quarter Panel Skin - Rear - w/o Holes - LH
- MA10484** 67-68 Quarter Panel Skin - Rear - w/o Holes - RH
- MA18282** 67 Quarter Panel Skin w/ Louver Bracket - Coupe / Convertible - LH
- MA18283** 67 Quarter Panel Skin w/ Louver Bracket - Coupe / Convertible - RH
- MA18363** 69 Quarter Panel Skin - Coupe / Conv - LH
- MA18364** 69 Quarter Panel Skin - Coupe / Conv - RH
- MA18365** 69-70 Quarter Panel Skin - Fastback - LH
- MA18366** 69-70 Quarter Panel Skin - Fastback - RH
- MA18367** 70 Quarter Panel Skin - Convertible - LH
- MA18368** 70 Quarter Panel Skin - Convertible - RH
- MA18369** 71-73 Quarter Panel Skin - Coupe/Conv - LH
- MA18370** 71-73 Quarter Panel Skin - Coupe/Conv - RH
- MA18371** 71-73 Quarter Panel Skin - Fastback - LH
- MA18372** 71-73 Quarter Panel Skin - Fastback - RH



#MA18129



QUARTER PANEL EXTENSIONS

- MA18127** 64-66 Quarter Panel Extensions - LH
- MA18128** 64-66 Quarter Panel Extensions - RH
- MA18133** 67-68 Qrt. Panel Ext. w/ Molding - Cpe/Conv. - LH
- MA18134** 67-68 Qrt. Panel Ext. w/ Molding - Cpe/Conv. - RH
- MA18131** 67-68 Qrt. Panel Ext. w/o Molding - Cpe/Conv. - LH
- MA18132** 67-68 Qrt. Panel Ext. w/o Molding - Cpe/Conv. - RH
- MA18137** 67-68 Quarter Panel Ext. w/ Molding - Fstbk - LH
- MA18138** 67-68 Quarter Panel Ext. w/ Molding - Fstbk - RH
- MA18129** 67-68 Quarter Panel Ext. w/o Molding - Fstbk - LH
- MA18130** 67-68 Quarter Panel Ext. w/o Molding - Fstbk - RH
- MA18139** 69 Quarter Panel Ext. - Coupe/Conv. - LH
- MA18140** 69 Quarter Panel Ext. - Coupe/Conv. - RH
- MA18145** 69 Quarter Panel Extension - Fastback - LH
- MA18146** 69 Quarter Panel Extension - Fastback - RH
- MA18141** 69-70 Quarter Panel Ext. Molding - Coupe/Conv. - LH
- MA18142** 69-70 Quarter Panel Ext. Molding - Coupe/Conv. - RH
- MA18147** 70 Quarter Panel Extension - Fastback - LH
- MA18148** 70 Quarter Panel Extension - Fastback - RH
- MA18149** 71-73 Quarter Panel Extension - Fastback - LH
- MA18150** 71-73 Quarter Panel Extension - Fastback - RH
- MA18151** 71-73 Quarter Panel Extension - Coupe/Conv. - LH
- MA18152** 71-73 Quarter Panel Extension - Coupe/Conv. - RH



#MA14999

FLOOR SUPPORTS

- MA14999** 64-66 Floor Pan Supports - pr
- MA10918** 64-70 Floor Support - Inner - Convertible
- MA18255** 65-66 Floor Support - Front
- MA18256** 67-70 Floor Support - Front
- MA18253** 65-68 Floor to Firewall Support - Convertible
- MA18261** 69-70 Floor to Firewall Support - Coupe / Fastback



#MA13278



#MA10913



#MA18192

TRUNK LID

- MA18192** 64-66 Trunk Lid - Coupe / Convertible
- MA18191** 64-66 Trunk Lid - Fastback
- MA18194** 67-68 Trunk Lid - Coupe / Convertible
- MA18193** 67-68 Trunk Lid - Fastback
- MA18195** 69-70 Trunk Lid - Fastback
- MA18197** 71-73 Trunk Lid - Coupe / Convertible
- MA18196** 71-73 Trunk Lid - Fastback

FLOOR PAN

- MA13278** 64-68 Floor Pan - Complete - Coupe & Fstbk - 1 pc
- MA18241** 65-68 Floor Pan - Complete - Convertible - 1 pc
- MA18260** 69-70 Floor Pan - Complete
- MA18262** 71-73 Floor Pan - Front - LH
- MA18263** 71-73 Floor Pan - Front - RH
- MA18247** 64-70 Floor Pan - Full Length - Coupe/Fastback - LH
- MA18248** 64-70 Floor Pan - Full Length - Coupe/Fastback - RH
- MA18264** 71-73 Floor Pan - Full Length - LH
- MA18265** 71-73 Floor Pan - Full Length - RH
- MA11240** 64-68 Floor Pan - Long Front - LH
- MA11241** 64-68 Floor Pan - Long Front - RH
- MA18242** 64-70 Floor Pan - Short Front - LH
- MA18243** 64-70 Floor Pan - Short Front - RH
- MA18244** 64-68 Floor Pan to Firewall - LH
- MA18245** 64-68 Floor Pan to Firewall - RH
- MA18249** 64-70 Floor Pan - Rear - LH
- MA18250** 64-70 Floor Pan - Rear - RH
- MA10913** 64-68 Floor Pan Extension - Rear LH
- MA10914** 64-68 Floor Pan Extension - Rear RH
- MA18266** 71-73 Floor Pan - Rear - LH
- MA18267** 71-73 Floor Pan - Rear - RH
- MA18246** 64-73 Floor Pan Drain Hole Cover w/ Screws
- MA18258** 67-68 Floor Pan & Trunk Floor - Complete - Coupe / Fastback
- MA18259** 69-70 Floor Pan & Trunk Floor - Complete - Coupe / Fastback



#MA18181


TRUNK FLOOR PANEL

- MA18181** 65-66 Trunk Floor Complete - Coupe / Fastback
- MA18182** 65-66 Trunk Floor Complete - Convertible
- MA18183** 67-68 Trunk Floor Complete - Coupe / Fastback
- MA18184** 67-68 Trunk Floor Complete - Convertible
- MA18185** 69-70 Trunk Floor Complete - Coupe / Fastback
- MA18186** 69-70 Trunk Floor Complete - Convertible
- MA18178** 64-70 Trunk Floor Cross Rail - Rear - Convertible
- MA10932** 64-70 Trunk Floor Panel - Front
- MA18179** 64-70 Trunk Floor Panel - LH
- MA18180** 64-70 Trunk Floor Panel - RH
- MA18177** 64-70 Trunk Floor Support - Rear
- MA11801** 71-73 Trunk Floor Vertical Panel - LH
- MA11802** 71-73 Trunk Floor Vertical Panel - RH
- MA18189** 67-68 Trunk Panel Upper Corner - Fastback - LH
- MA18190** 67-68 Trunk Panel Upper Corner - Fastback - RH
- MA18187** 67-68 Trunk Rear Corner - Coupe / Conv. - LH
- MA18188** 67-68 Trunk Rear Corner - Coupe / Conv. - RH



COWL COMPONENTS

- MA18161** 65-66 Cowl Grille Panel Assembly - 65 Early
- MA18162** 67-68 Cowl Vent Grille Assembly - Conv/Cpe/Fstbk
- MA18774** 71-73 Cowl Top Vent Screens - Plastic - 2 pc



#MA17136

HOOD

- MA17125** 64-66 Hood
- MA17126** 67-68 Hood w/ Turn Signal Mounts
- MA17127** 67-68 Hood w/o Turn Signal Mounts
- MA17128** 69-70 Hood
- MA17129** 71-73 Hood w/ NASA Scoop Holes



#MA18154

ROOF PANEL COMPONENTS

- MA18154** 65-66 Roof Panel - Fastback
- MA18155** 67-68 Roof Panel - Fastback
- MA18157** 65-68 Roof Brace - Front - Coupe/Fastback
- MA18158** 67-68 Roof Brace - Rear - Fastback



#MA18120



#MA18119

1964-1968 SPLASH SHIELDS

- MA18114** 64-66 Splash Shields - Front - LH
- MA18115** 64-66 Splash Shields - Front - RH
- MA18116** 64-66 Splash Shields - Rear - LH
- MA18117** 64-66 Splash Shields - Rear - RH
- MA18118** 67-68 Splash Shields - Front - LH
- MA18119** 67-68 Splash Shields - Front - RH
- MA18120** 67-68 Splash Shields - Rear - LH
- MA18121** 67-68 Splash Shields - Rear - RH

SEAT DIVIDER PANEL

- MA17136** 64-66 Seat Divider Panel - Rear - Fastback
- MA17137** 67-68 Seat Divider Panel - Rear - Fastback



#MA14863



#MA14865



#MA10679

TAILLIGHT PANEL

- MA14862** 64-66 Taillight Panel
- MA14863** 67-68 Taillight Panel
- MA14864** 69 Taillight Panel
- MA14865** 70 Taillight Panel
- MA10679** 71-73 Taillight Panel
- MA18650** 65-68 Taillight Panel Brace
- MA18655** 67-68 Taillight Panel Brace
- MA18653** 65-66 Taillight Mounting Panel - LH
- MA18654** 65-66 Taillight Mounting Panel - RH
- MA18658** 69-70 Taillight Mounting Panel - LH
- MA18659** 69-70 Taillight Mounting Panel - RH



#MA10467



#MA10492

VALANCE PANELS

- MA18618** 64-66 Front Lower Valance
- MA10467** 67-68 Front Lower Valance Panel
- MA10548** 69 Front Lower Valance Panel
- MA18620** 70 Front Lower Valance Panel
- MA10659** 71-72 Front Lower Valance Panel
- MA13028** 73 Front Lower Valance Panel
- MA10749** 64-66 Front Lower Valance Panel Screw Kit
- MA10776** 67-68 Front Lower Valance Panel Screw Kit
- MA11587** 69-70 Front Lower Valance Panel Screw Kit
- MA18621** 69-70 Front Valance to Fender Bracket
- MA10958** 67-68 Rear Valance Mounting Brackets
- MA10336** 64-66 Rear Valance Panel - w/ BU Light Holes
- MA18616** 64-66 Rear Valance Panel - GT w/ Backup Light
- MA10338** 65-66 Rear Valance Panel - GT
- MA10492** 67-68 Rear Valance Panel - GT
- MA18617** 69-70 Rear Valance Panel - GT w/ Exhaust Opening
- MA10337** 64-66 Rear Valance Panel - Standard - No Holes
- MA18619** 67-68 Rear Valance Panel
- MA10564** 69-70 Rear Valance Panel - Standard w/o Exhaust
- MA10663** 71-73 Rear Valance Panel - Standard w/o Exhaust
- MA10664** 71-73 Rear Valance Panel - Mach 1
- MA10809** 64-65 Rear Valance Panel Mntg Kit - Raised Screws
- MA10810** 67-68 Rear Valance Panel Mntg Kit - Flat Screws



#MA18210

WHEEL OPENING MOLDINGS

- MA18208** 67-68 Wheel Opening Molding - Front - LH
- MA18209** 67-68 Wheel Opening Molding - Front - RH
- MA18210** 67-68 Wheel Opening Molding - Rear - LH
- MA18211** 67-68 Wheel Opening Molding - Rear - RH
- MA18214** 69 Wheel Opening Molding - Front - Fstbk - LH
- MA18215** 69 Wheel Opening Molding - Front - Fstbk - RH
- MA18216** 69 Wheel Opening Mldg - Rear - Cpe/Conv. - LH
- MA18217** 69 Wheel Opening Mldg - Rear - Cpe/Conv. - RH
- MA18212** 69 Wheel Opening Molding - Rear - Fstbk - LH
- MA18213** 69 Wheel Opening Molding - Rear - Fstbk - RH
- MA18220** 70 Wheel Opening Molding - Front - LH
- MA18221** 70 Wheel Opening Molding - Front - RH
- MA18222** 70 Wheel Opening Mldg - Rear - Cpe/Conv. - LH
- MA18223** 70 Wheel Opening Mldg - Rear - Cpe/Conv. - RH
- MA18218** 70 Wheel Opening Molding - Rear - Fstbk - LH
- MA18219** 70 Wheel Opening Molding - Rear - Fstbk - RH



#MA18236

WHEELHOUSE PANELS

- MA18224** 64-70 Wheelhouse Panel - Inner LH
- MA18225** 64-70 Wheelhouse Panel - Inner RH
- MA18226** 64-66 Wheelhouse Panel - Outer LH
- MA18227** 64-66 Wheelhouse Panel - Outer RH
- MA18228** 67-68 Wheelhouse Panel - Outer LH
- MA18229** 67-68 Wheelhouse Panel - Outer RH
- MA18230** 69-70 Wheelhouse Panel - Outer LH
- MA18231** 69-70 Wheelhouse Panel - Outer RH
- MA18232** 71-73 Wheelhouse Panel - Inner LH
- MA18233** 71-73 Wheelhouse Panel - Inner RH
- MA18234** 71-73 Wheelhouse Panel - Outer LH
- MA18235** 71-73 Wheelhouse Panel - Outer RH
- MA18236** 64-66 Wheelhouse Panel - Complete LH
- MA18237** 64-66 Wheelhouse Panel - Complete RH
- MA18238** 69-70 Wheelhouse Panel - Complete LH
- MA18239** 69-70 Wheelhouse Panel - Complete RH





View 1




View 1



View 2

#MA17100



View 2

#MA17103



#MA17106



#MA18086



#MA18087



#MA18088

DOOR SHELL & SKIN

- MA17100** 64-66 Door Shell - Outer - LH
- MA17101** 64-66 Door Shell - Outer - RH
- MA17102** 67-68 Door Shell - Outer - LH
- MA17103** 67-68 Door Shell - Outer - RH
- MA17104** 69-70 Door Shell - Outer - LH
- MA17105** 69-70 Door Shell - Outer - RH
- MA17106** 64-66 Door Skin - Outer - LH
- MA17107** 64-66 Door Skin - Outer - RH
- MA17108** 67-68 Door Skin - Outer - LH
- MA17109** 67-68 Door Skin - Outer - RH
- MA17110** 69-70 Door Skin - Outer - LH
- MA17111** 69-70 Door Skin - Outer - RH

DECK LID

- MA18086** 64-66 Deck Filler Panel - Convertible
- MA18087** 64-66 Deck Filler Panel - Fastback
- MA18089** 67-68 Deck Filler Panel - Convertible
- MA18088** 67-68 Deck Filler Panel - Fastback
- MA18090** 69-70 Deck Filler Panel - Convertible
- MA18091** 69-70 Deck Filler Panel - Fastback





#MA15600



#MA15601

ROTORS

- MA15600** 64-67 Front Disc Brake Rotor
- MA15601** 68-69 Front Disc Brake Rotor - Exc. Boss 302, 429
- MA15602** 69-73 Front Disc Brake Rotor - 1969 Boss 302 & 429 & 70-73 All



#MA15603



#MA15604



#MA15605



#MA15607

DRUMS

- MA16300** 64-67 Brake Drum Retaining Speednuts
- MA16303** 64-67 Brake Drum Adjusting Hole Covers - 4 pc
- MA15603** 64-66 Front & Rear Brake Drum - 6 Cylinder - 9" x 2.25"
- MA15604** 64-73 Front Brake Drum - 6 Cylinder - 10" x 2.25" & 10" x 2.50"
- MA15605** 64-70 Rear Brake Drum - 6 Cyl 200, Coupe or 2+2 - 9" x 1.5"
- MA15606** 64-72 Rear Brake Drum - 10" x 1.75"
- MA15607** 67-73 Rear Brake Drum - 10" x 2"

BRAKE SPLASH SHIELD

- MA16673** 64-67 Brake Splash Shield - Front - LH
- MA16674** 64-67 Brake Splash Shield - Front - RH
- MA16783** 68-73 Brake Splash Shield - Front - LH
- MA16784** 68-73 Brake Splash Shield - Front - RH
- MA16785** 68-73 Brake Splash Shield Flange



#MA16684



#MA15653

BRAKE CALIPERS

- MA16684** 64-66 Brake Caliper - NEW - Left Front
- MA16685** 64-66 Brake Caliper - NEW - Right Front
- MA15652** 65-66 Brake Caliper - Rebuilt - Left Front
- MA15653** 65-66 Brake Caliper - Rebuilt - Right Front
- MA15654** 67 Brake Caliper - Rebuilt - Left Front
- MA15655** 67 Brake Caliper - Rebuilt - Right Front
- MA15656** 68-73 Brake Caliper - Rebuilt - Left Front
- MA15657** 68-73 Brake Caliper - Rebuilt - Right Front
- MA15668** 65-67 Brake Caliper Bleeder Screw - Front
- MA16311** 64-67 Brake Caliper Bracket Nuts - 8 pc
- MA16672** 64-67 Brake Caliper Mounting Bracket - Kit
- MA16670** 64-67 Brake Caliper Mounting Bracket - LH
- MA16671** 64-67 Brake Caliper Mounting Bracket - RH



#MA15642



#MA15645

BRAKE PADS

- MA15642** 65-67 Front Disc Brake Pad Set
- MA15643** 68-73 Front Disc Brake Pad Set
- MA15644** 65-67 Front Disc Brake Pad Set - Pro Grade
- MA15645** 68-73 Front Disc Brake Pad Set - Pro Grade



#MA11273



#MA13312

ADDITIONAL BRAKE COMPONENTS

- MA16700** 64-73 Brake Proportioning Valve - Adjustable
- MA11273** 64-73 Brake Proportioning Valve - Disc
- MA16164** 67-69 Brake Proportioning Valve - Round
- MA16165** 68-70 Disc Brake Valve Set - 68-69 All & 70 Shelby



#MA15627



#MA15649



#MA15629



#MA15632



#MA15634



#MA15628




#MA15648

BRAKE SHOES

- MA15646** 65-70 Front or Rear Brake Shoe Set - 9"x2.25" - 6 cylinder 170 / 200
- MA15647** 65-71 Front Brake Shoe Set - 10"x2.25" - 250 / 260 / 289 / 302
- MA15648** 67-72 Front or Rear Brake Shoe Set - 10"x2.5"
- MA15649** 65-70 Rear Brake Shoe Set - 9"x1.5" - 6 cylinder 170 / 200
- MA15650** 65-72 Rear Brake Shoe Set - 10"x1.75"
- MA15651** 68-73 Rear Brake Shoe Set - 10"x2"
- MA15625** 64-70 Brake Shoe Self Adjuster Repair Kit - V8 - Front or Rear LH
- MA15626** 64-70 Brake Shoe Self Adjuster Repair Kit - V8 - Front or Rear RH
- MA15627** 64-70 Brake Shoe Self Adjuster Repair Kit - 6 Cyl - Front or Rear LH
- MA15628** 64-70 Brake Shoe Self Adjuster Repair Kit - 6 Cyl - Front or Rear RH

BRAKE HOSES

- MA15931** 64-73 Brake Hose Clip
- MA16304** 64-73 Brake Hose Retaining Clips - 3 pc
- MA15629** 65-66 Front Disc Brake Hose - LH or RH
- MA15632** 67 Front Disc Brake Hose - LH or RH
- MA15634** 68-70 Front Disc Brake Hose - LH
- MA15633** 68-70 Front Disc Brake Hose - RH
- MA15637** 71-73 Front Disc Brake Hose - LH
- MA15636** 71-73 Front Disc Brake Hose - RH
- MA15630** 65-66 Front Drum Brake Hose - LH or RH
- MA15631** 67-70 Front Drum Brake Hose - LH or RH
- MA15635** 71-73 Front Drum Brake Hose - LH or RH
- MA15638** 64-66 Rear Brake Hose - Single Exhaust - Exc. HP
- MA15640** 65-66 Rear Brake Hose - HP w/ Dual Exhaust
- MA15639** 67-70 Rear Brake Hose - Exc. 67-69 Boss 302/428
- MA15641** 71-73 Rear Brake Hose



#MA12770



#MA16697

BRAKE SWITCHES

- MA12701** 68-69 Brake Pressure Warning Light Switch
- MA12769** 65-70 Stoplight Switch - Manual Brakes - Replace
- MA12770** 67-70 Stoplight Switch - Pwr Drum Brakes - Replace

BRAKE BOOSTER

- MA16696** 67-70 Brake Booster - 9" - Auto w/ Bracket
- MA16697** 67-70 Brake Booster - 8" - Manual w/ Bracket
- MA16698** 71-73 Brake Booster - 9"



#MA15659



#MA15662



#MA15663



#MA15665

MASTER CYLINDER

- MA15658** 64-65 Brake Master Cylinder - Manual Drum
- MA15659** 64-66 Brake Master Cylinder - Power Drum - before 1/3/66
- MA15660** 64-66 Brake Master Cylinder - Disc
- MA15661** 66 Brake Master Cylinder - Manual Drum
- MA15662** 66 Brake Master Cylinder - Power Drum - after 1/3/66
- MA15663** 67-70 Brake Master Cylinder - Manual Drum
- MA15664** 67-70 Brake Master Cylinder - Power Drum
- MA15665** 67-72 Brake Master Cylinder - Power Disc - except Boss 429
- MA15666** 71-73 Brake Master Cylinder - Manual Drum
- MA15667** 72-73 Brake Master Cylinder - Power Disc - after 7/1/72
- MA16699** 64-73 Brake Master Cylinder - Dual Bowl - 1" Bore



#MA11274



#MA13485

MASTER CYLINDER COMPONENTS

- MA11274** 65-68 Master Cylinder Cap - Drum Brakes
- MA13485** 65-68 Master Cylinder Cap - Disc Brakes
- MA16305** 67-73 Master Cylinder Cap Gasket
- MA15669** 67-72 Master Cylinder Cap Gasket - Drum
- MA15670** 67-73 Master Cylinder Cap Gasket - Disc w/ 5" Cap
- MA12430** 65-68 Master Cylinder Push Rod Bushing




#MA15613



#MA15616

WHEEL CYLINDERS

- MA15613** 64-70 Front Wheel Cylinder - 1-1/16" - LH - 6 Cylinder 170/200
 - MA15614** 64-70 Front Wheel Cylinder - 1-1/16" - RH - 6 Cylinder 170/200
 - MA15615** 64-73 Front Wheel Cylinder - 1-1/8" - LH
 - MA15616** 64-73 Front Wheel Cylinder - 1-1/8" - RH
 - MA15617** 67-69 Front Wheel Cylinder - 1-3/32" - LH
 - MA15618** 67-69 Front Wheel Cylinder - 1-3/32" - RH
 - MA15619** 64-70 Rear Wheel Cylinder - 27/32" - LH or RH
 - MA15620** 64-72 Rear Wheel Cylinder - 29/32" *
 - MA15621** 64-66 Rear Wheel Cylinder - 29/32" **
 - MA15622** 66-73 Rear Wheel Cylinder - 7/8" - LH
 - MA15623** 66-73 Rear Wheel Cylinder - 7/8" - RH
 - MA15624** 67-68 Rear Wheel Cylinder - 13/16" - w/ 390 Engine - LH or RH
 - MA15610** 64-70 Wheel Cylinder Repair Kit - Front 1-1/8" ID
 - MA15611** 67-69 Wheel Cylinder Repair Kit - Front 1-3/32" ID
 - MA15609** 64-70 Wheel Cylinder Repair Kit - Rear 27/32" ID
 - MA15612** 67-68 Wheel Cylinder Repair Kit - Rear 13/16" ID
- * Fits: 1964-66 V8 LH; 1970 351 / 428 / 429 LH & RH;
 1971-72 351 / 429 LH & RH. ** Fits: 1964-66 V8 RH.



#MA16688 1964-73 Rear Disc Brake Conversion Kit - 9" with Torino Style Flange (next page).



#MA16678

DISC BRAKE CONVERSION KITS


Add the safety, reliability and performance of disc brakes to your vehicle with our drum to disc brake conversion. In this kit you receive everything you need to mount factory style 4 piston disc brakes to the original drum brake spindles currently on your vehicle. These kits are a direct bolt on with NO cutting, drilling or welding required. All components used in these kits are new high quality, precision machined products. A great kit with a factory look and easy installation!



Front Kit Includes: 11" Rotors, 4 Piston Cast Iron Calipers w/ Stainless Pistons, Caliper Mounting Brackets, Brake Pads, Brake Hoses, Splash Shields, Wheel Bearings & Seals, Master Cylinder, Master Cylinder Brake Lines (where applicable), Power Booster (where applicable), USA Made Brake Pedal (where applicable), Adjustable Proportioning Valve, All Necessary Hardware & Installation Instructions.

Rear Kit Includes: 11.25" Vented Rotors, Precision Machined Caliper Mounting Brackets, Single Piston Calipers with Built-in Parking Brake, Zinc Plated Calipers & Brackets, Brake Hoses, Weld-on Brake Hose Tab & all necessary Hardware. Kit requires a minimum 15" wheel.

- MA16675** 64-66 Disc Brake Conversion Kit - Front
- MA16676** 64-66 Disc Brake Conversion Kit - Front - Auto
- MA16677** 67-69 Disc Brake Conversion Kit - Front
- MA16678** 67-69 Disc Brake Conversion Kit - Front - Auto
- MA16679** 67-69 Disc Brake Conversion Kit - Front - Manual
- MA16680** 70 Disc Brake Conversion Kit - Front
- MA16681** 70 Disc Brake Conversion Kit - Front - Auto
- MA16682** 70 Disc Brake Conversion Kit - Front - Manual
- MA16683** 71-73 Disc Brake Conversion Kit - Front
- MA16686** 64-73 Disc Brake Conv. Kit - Rear 8" / 9" - 28 spline
- MA16687** 64-73 Disc Brake Conv. Kit - Rear 9" - 31 spline
- MA16688** 64-73 Disc Brake Conv. Kit - Rear 9" - Torino



#MA16689

DUAL BOWL BRAKE MASTER CYLINDER HYDRAULIC CONVERSION KITS

Dual Bowl Brake Master Cylinder Hydraulic Conversion Kit for 1965-1969 Mustangs with non-power disc brakes. These conversion kits allow you to upgrade your single bowl brake master cylinder to a safer, more modern, dual bowl master cylinder without any extensive modifications. Kits include: Dual Bowl 1" Bore Master Cylinder, Adjustable Proportioning Valve & Master Cylinder Lines.

- MA16689** 64-66 Disc Brake Hydraulic Conv. Kit - MB
- MA16691** 67-69 Disc Brake Hydraulic Conv. Kit - MB



#MA16690

DISC BRAKE MASTER CYLINDER & BRAKE BOOSTER HYDRAULIC CONVERSION KITS

Disc Brake Master Cylinder & Brake Booster Hydraulic Conversion Kits for 1964-73 Mustangs convert your manual brakes to a more modern power brake system. These kits help improve reliability & control giving you increased stopping power. Kits include: Brake Booster (7", 8" or 9" depending on kit), Dual Bowl 1" bore Master Cylinder, Power Brake pedal where applicable (MA16692 & MA16693 only), Adjustable Proportioning Valve & Master Cylinder Lines. Kits are an all-inclusive conversion that allows you to switch from Manual to Power Brakes easily, creating an upgraded, more efficient braking system.

- MA16690** 64-66 Disc Brake Hydraulic Conv. Kit - PB
- MA16692** 67-70 Disc Brake Hydraulic Conv. Kit - PB
- MA16693** 67-70 Disc Brake Hydraulic Conv. Kit - PB
- MA16694** 71-73 Disc Brake Hydraulic Conv. Kit - PB



CLASSIC SERIES DYNALITE FRONT BRAKE KIT

Wilwood's Classic Series front disc brake kits for 1965 to 1969 Ford Mustangs offer disc brake upgrade solutions for OEM drum or disc spindles. These kits feature the FDL-M four piston forged aluminum caliper and 11.30" diameter x 0.94" thick one-piece rotors. The FDL-M caliper is a modified version of the time-tested Forged DYNALITE caliper, and provides the greatest amount of wheel clearance of any four piston caliper in its size class. The OEM style one-piece cast iron rotors with integrated hubs simplify installation while providing superb dimensional stability and wear resistance. These versatile kits are easily optioned to suit the braking requirements and style preferences for a daily driver or the most discriminating show enthusiast. Intended vehicle applications require no modifications for installation, and clear most 14" OEM disc brake wheels. Kits will not fit OEM drum brake wheels. Classic Series FDL-M kits can be used with either manual or power boost master cylinders, and come complete with calipers, rotors, brackets, hardware, flex lines and detailed installation instructions.



- MA18523** 65-69 DYNALITE Brake Kit - Black - Stock Rotors
- MA18524** 65-69 DYNALITE Brake Kit - Black - Drilled Rotors
- MA18526** 65-69 DYNALITE Brake Kit - Red - Stock Rotors
- MA18525** 65-69 DYNALITE Brake Kit - Red - Drilled Rotors
- MA18527** 70-73 DYNALITE Brake Kit - Black - Stock Rotors
- MA18528** 70-73 DYNALITE Brake Kit - Black - Drilled Rotors



FORGED DYNAPRO 6 BIG BRAKE FRONT HUB KITS

DynaPro 6 forged billet calipers are combined with 12.19" diameter rotors for this group of traditional non-ABS spindles on American muscle cars and vintage rods.

- MA18519** 65-69 Forged Dynapro 6 Big Brake Kit - Black
- MA18520** 65-69 Forged Dynapro 6 Big Brake Kit - Red



DYNAPRO DUST-BOOT BIG BRAKE FRONT HUB KITS

Dynapro Dust Boot Big Brake Front Hub Kits provide the added advantage of larger diameter brake rotors for traditional non-ABS spindles on American muscle cars and vintage rods. Forged billet Dynapro Dust Boot calipers, 12.19" diameter rotors, and high performance Wilwood brake pads generate big brake stopping power. These kits were developed for applications or locations that require or prefer a dust-booted piston. Dust-booted aluminum pistons provide added protection against road or track born dirt and debris on low to intermediate temperature range applications that may also operate in harsh environments. A full range of options for caliper finish and rotor design provide custom builders with the ability to personalize the style and performance requirements of the mildest to the wildest machines.

- MA18521** 65-69 Dynapro Dust-Boot Big Brake Kit - Black
- MA18522** 65-69 Dynapro Dust-Boot Big Brake Kit - Red



FORGED DYNALITE BIG BRAKE FRONT HUB KITS

Forged DYNALITE Big Brake Front Hub Kits provide the added advantage of larger diameter brake rotors for traditional non-ABS spindles on American muscle cars and vintage rods. Forged billet DYNALITE calipers, 12.19" diameter rotors, and high performance Wilwood brake pads generate big brake stopping power to compliment wheel, tire, and suspension upgrades on all types of custom show and performance street / strip machines. A full range of options for caliper finish and rotor design provide custom builders with the ability to personalize the style and performance requirements of the mildest to the wildest machines.

- MA18517** 65-69 Forged DYNALITE Big Brake Kit - Black
- MA18518** 65-69 Forged DYNALITE Big Brake Kit - Red





FORGED DYNALITE PRO SERIES FRONT BRAKE KIT

Forged Dynalite Pro-Series Front Hub Kits offer complete disc brake upgrade solutions for traditional non-ABS spindle applications on American muscle cars, vintage rods, and heavy weight drag cars. Based on the venerable forged billet Dynalite caliper, these versatile kits are easily optioned to suit the braking requirements and style preferences for a daily driver, serious competition, or the most discriminating show enthusiast. Most kits require no modifications for installation, and provide plenty of clearance inside popular 15" wheels. FDL Pro-Series kits can be used with either manual or power boost master cylinders.

MA18515 65-69 Forged Dynalite Pro Series Kit - Black

MA18516 65-69 Forged Dynalite Pro Series Kit - Red



#MA14318



#MA14319



#MA15362

PARKING BRAKE HANDLE

MA14318 65-66 Parking Brake Handle Assembly

MA14319 67-68 Parking Brake Handle Assembly

MA15362 65-66 Parking Brake Handle

MA11283 67-68 Parking Brake Handle



#MA12471

PARKING BRAKE CABLES

MA12471 64-66 Front Parking Brake Cable

MA12649 67-68 Front Parking Brake Cable

MA15780 69-70 Front Parking Brake Cable

MA12789 71-73 Front Parking Brake Cable

MA13744 65-66 Rear Parking Brake Cable - LH or RH

MA15781 65-66 Rear Parking Brake Cable - LH or RH - 79 11/16"

MA13749 66 Rear Parking Brake Cable - 6 or 8 Cyl. - LH or RH

MA13745 67 Rear Parking Brake Cable - LH or RH

MA13746 68 Rear Parking Brake Cable - 8 Cyl. RH

MA13754 69 Rear Parking Brake Cable - 8 Cyl. RH

MA11003 68-69 Rear Parking Brake Cable - 8 Cyl. LH

MA13747 68-70 Rear Parking Brake Cable - 6 Cyl. LH

MA13748 68 Rear Parking Brake Cable - 6 Cyl. RH

MA13753 69 Rear Parking Brake Cable - 6 Cyl. RH - before 2/17/1969

MA13750 70-73 Rear Parking Brake Cable - 8 Cyl. LH

MA13751 70-73 Rear Parking Brake Cable - 8 Cyl. RH



#MA15280

PARKING BRAKE COMPONENTS

MA11812 64-65 Parking Brake Cable Brackets - Rear

MA14223 65 Parking Brake Cable Equalizer

MA11000 66 Parking Brake Cable Equalizer

MA11001 67-70 Parking Brake Cable Equalizer

MA11284 65-68 Parking Brake Cable Pulley

MA16309 67-73 Parking Brake Cable Retaining Clips - 3 pc

MA15280 65 Parking Brake Equalizer Kit - 4 pc *

MA15281 66 Parking Brake Equalizer Kit - 4 pc *

MA15282 65-66 Parking Brake Equalizer Lever

MA15283 67-68 Parking Brake Equalizer Lever

MA15284 65-68 Parking Brake Equalizer Lever Return Spring

MA15289 65-72 Parking Brake Equalizer Lever - V8 10" LH

MA15290 65-72 Parking Brake Equalizer Lever - V8 10" RH

MA15285 64-66 Parking Brake Equalizer Rod - Cut-to-Fit

MA15286 67-68 Parking Brake Equalizer Rod

* Includes: Equalizer, Adjuster Rod, Lever & Return Spring.



#MA15845

FRONT TO REAR BRAKE LINES - STEEL

This line runs from the front distribution valve to the rear flex hose. Made in 1 or 2 pieces based on factory specs. Made of original style carbon steel.

- MA15845** 64-66 Front Disc - Dual Exhaust
- MA15844** 64-66 Front Disc - Single Exhaust
- MA15843** 64-66 Front Drum - Dual Exhaust
- MA15842** 64-66 Front Drum - Single Exhaust
- MA15850** 67 Front Disc - w/ Prop Valve Under Dist
- MA15847** 67 Front Disc - 2 pc Before 2/1/67
- MA15849** 67 Front Disc - 2 pc After 2/1/67
- MA15846** 67 Front Drum - Before 2/1/67
- MA15848** 67 Front Drum - After 2/1/67
- MA15851** 68-69 All
- MA15853** 70 Front Disc
- MA15852** 70 Front Drum
- MA15855** 71 Front Disc
- MA15854** 71 Front Drum
- MA15857** 72-73 Front Disc
- MA15856** 72-73 Front Drum

FRONT TO REAR BRAKE LINES - STAINLESS STEEL


This line runs from the front distribution valve to the rear flex hose. Made in 1 or 2 pieces based on factory specs. Made of upgraded stainless steel.

- MA15861** 64-66 Front Disc - Dual Exhaust
- MA15860** 64-66 Front Disc - Single Exhaust
- MA15859** 64-66 Front Drum - Dual Exhaust
- MA15858** 64-66 Front Drum - Single Exhaust
- MA15866** 67 Front Disc - w/ Prop Valve Under Dist
- MA15863** 67 Front Disc - 2 pc Before 2/1/67
- MA15865** 67 Front Disc - 2 pc After 2/1/67
- MA15862** 67 Front Drum - Before 2/1/67
- MA15864** 67 Front Drum - After 2/1/67
- MA15867** 68-69 All
- MA15869** 70 Front Disc
- MA15868** 70 Front Drum
- MA15871** 71 Front Disc
- MA15870** 71 Front Drum
- MA15873** 72-73 Front Disc
- MA15872** 72-73 Front Drum

DISC BRAKE CALIPER LINES

Connect the front flex hoses to the caliper.

- MA15900** 65-67 Caliper Crossover Brake Lines - 2 pc - 4 Piston Disc
- MA15901** 65-67 Caliper Crossover Brake Lines - 2 pc - Stainless Steel - Disc



#MA15804

FRONT BRAKE LINE KITS - STEEL

Includes all lines under the hood. This includes master cylinder to distributor & lines that run to the flex hoses. Made of original style carbon steel.

- MA15801** 64-65 Power Drum - 3 pc
- MA15800** 64-65 Standard Drum - 3 pc
- MA15802** 65-66 Disc Brakes - 6 pc
- MA15804** 66 Power Drum - 3 pc
- MA15803** 66 Standard Drum - 3 pc
- MA15807** 67 Disc Brakes - 6 pc - 67 Early
- MA15808** 67 Disc Brakes - 6 pc - 67 Late
- MA15809** 67 Power Drum - 5 pc - 67 Early
- MA15810** 67 Power Drum - 5 pc - 67 Late
- MA15805** 67 Standard Drum - 5 pc - 67 Early
- MA15806** 67 Standard Drum - 5 pc - 67 Late
- MA15813** 68-69 Disc Brakes - 6 pc
- MA15812** 68-69 Power Drum - 5 pc
- MA15811** 68-69 Standard Drum - 5 pc
- MA15814** 69 Boss 429 Disc Brakes - 6 pc
- MA15817** 70 Boss 429 Disc Brakes - 4 pc
- MA15816** 70 Disc Brakes - 4 pc
- MA15815** 70 Standard Drum - 5 pc
- MA15818** 71-72 Disc Brakes - 5 pc
- MA15819** 71-73 Drum Brakes - 5 pc
- MA15820** 73 Disc Brakes - 5 pc

FRONT BRAKE LINE KITS - STAINLESS STEEL

Includes all lines under the hood. Includes master cylinder to distributor & lines that run to the flex hoses. Made of upgraded stainless steel.

- MA15822** 64-65 Power Drum - 3 pc
- MA15821** 64-65 Standard Drum - 3 pc
- MA15823** 65-66 Disc Brakes - 6 pc
- MA15825** 66 Power Drum - 3 pc
- MA15824** 66 Standard Drum - 3 pc
- MA15828** 67 Disc Brakes - 6 pc - 67 Early
- MA15829** 67 Disc Brakes - 6 pc - 67 Late
- MA15830** 67 Power Drum - 5 pc - 67 Early
- MA15831** 67 Power Drum - 5 pc - 67 Late
- MA15826** 67 Standard Drum - 5 pc - 67 Early
- MA15827** 67 Standard Drum - 5 pc - 67 Late
- MA15834** 68-69 Disc Brakes - 6 pc
- MA15833** 68-69 Power Drum - 5 pc
- MA15832** 68-69 Standard Drum - 5 pc
- MA15835** 69 Boss 429 Disc Brakes - 6 pc
- MA15838** 70 Boss 429 Disc Brakes - 4 pc
- MA15837** 70 Disc Brakes - 4 pc
- MA15836** 70 Standard Drum - 5 pc
- MA15839** 71-72 Disc Brakes - 5 pc
- MA15840** 71-73 Drum Brakes - 5 pc
- MA15841** 73 Disc Brakes - 5 pc

POWER BRAKE VACUUM LINE - STEEL

Connect the intake manifold fitting to the rubber hose that runs to the power brake booster. Brackets included.

- MA16154** 64-65 260 & 289 - V8
- MA16155** 67 Shelby Dual Four
- MA16156** 67-69 390, 428 / PI & Cobrajet
- MA16158** 68-69 302, 351 W, Boss 302
- MA16157** 68-69 428 Cobrajet

POWER BRAKE VACUUM LINE - STAINLESS STEEL

Connect the intake manifold fitting to the rubber hose that runs to the power brake booster. Brackets included.

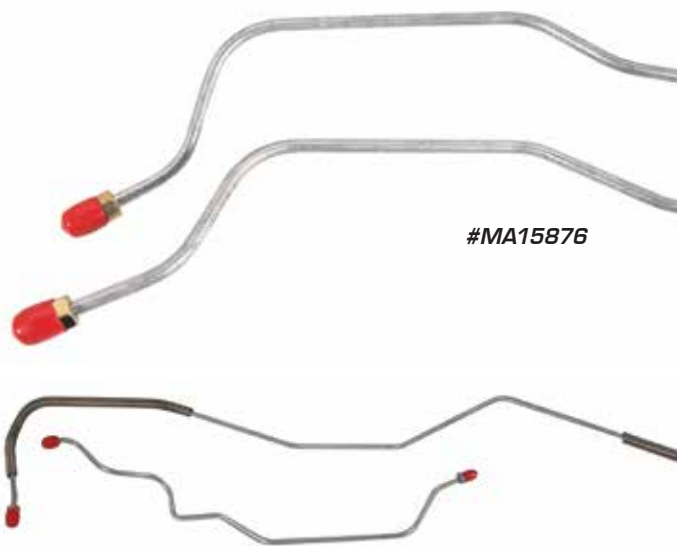
- MA16159** 64-65 260 & 289 - V8
- MA16160** 67 Shelby Dual Four
- MA16161** 67-69 390, 428 / PI & Cobrajet
- MA16163** 68-69 302, 351 W, Boss 302
- MA16162** 68-69 428 Cobrajet



BRAKE LINE CLIP SETS

Contains all the clips needed to fasten brake lines to frame or body.

- MA13312** 64-73 Brake & Fuel Line Floor Clip
- MA15902** 65-67 1 pc Fuel Line
- MA15904** 67-70 2 pc 3/8 Fuel Line
- MA15903** 67-70 2 pc - 5/16 Fuel Line
- MA13312** 64-73 Floor Clip
- MA15905** 65-66 19 pc - 6 Cylinder
- MA15907** 65-66 21 pc - 8 Cylinder - Disc Brakes
- MA15906** 65-66 21 pc - 8 Cylinder - Drum Brakes
- MA15908** 67 26 pc - 6 Cyl - 1 pc - Front To Rear
- MA15911** 67 28 pc - 8 Cyl - 1 pc - Front To Rear
- MA15910** 67 32 pc - 6 Cyl - 2 pc - Front To Rear Hardtop
- MA15913** 67 34 pc - 8 Cyl - 2 pc - Front To Rear Hardtop
- MA15909** 67 31 pc - 6 Cyl - 2 pc - Front To Rear - Conv
- MA15912** 67 33 pc - 8 Cyl - 2 pc - Front To Rear - Conv
- MA15914** 68 30 pc - 6 Cyl - Conv
- MA15915** 68 29 pc - 6 Cyl - Hardtop
- MA15916** 68 32 pc - 8 Cyl - Conv
- MA15917** 68 31 pc - 8 Cyl - Hardtop
- MA15918** 69 32 pc - 6 Cyl - Conv
- MA15919** 69 31 pc - 6 Cyl - Hardtop
- MA15920** 69 34 pc - 8 Cyl - Conv
- MA15921** 69 33 pc - 8 Cyl - Hardtop
- MA15922** 70 36 pc - 6 Cyl - Conv
- MA15923** 70 35 pc - 6 Cyl - Hardtop
- MA15926** 70 37 pc - 8 Cyl - Convertible w/ Vapor Line
- MA15924** 70 37 pc - 8 Cyl - Conv
- MA15925** 70 37 pc - 8 Cyl - Hardtop
- MA15927** 70 37 pc - 8 Cyl - Hardtop w/ Vapor Line
- MA15928** 71-73 41 pc - 6 Cyl
- MA15930** 71-73 45 pc - 8 Cyl - Disc Brakes
- MA15929** 71-73 45 pc - 8 Cyl - Drum Brakes



REAR AXLE BRAKE LINES - STEEL

Lines that run across the rear axle housing & connect the wheel cylinders or calipers to the flex hose in the middle of the rear end. Made of original style carbon steel.

- MA15877** 64-65 2 pc - Shelby 9" w/ Track Package
- MA15874** 64-66 2 pc - 6 Cylinder
- MA15876** 64-66 2 pc - 8" or 9" w/ Dual Exhaust
- MA15875** 64-66 2 pc - w/ Single Exhaust
- MA15878** 67 2 pc - 9" - 28 Spline Axles
- MA15879** 67-69 2 pc - 6 Cylinder
- MA15880** 67-69 2 pc - 8"
- MA15881** 68 2 pc - 9" - 28 Spline Axles
- MA15882** 68-69 2 pc - 9" CJ or Boss - 31 Spline
- MA15883** 69 2 pc - 9" - 28 Spline Axles
- MA15884** 70 2 pc - 8"
- MA15885** 70 2 pc - 9"
- MA15886** 71-73 2 pc - 8" or 9"

REAR AXLE BRAKE LINES - STAINLESS STEEL

Lines that run across the rear axle housing & connect the wheel cylinders or calipers to the flex hose in the middle of the rear end. Made of upgraded stainless steel.

- MA15890** 64-65 2 pc - Shelby 9" w/ Track Package
- MA15887** 64-66 2 pc - 6 Cylinder
- MA15889** 64-66 2 pc - 8" or w/ Dual Exhaust
- MA15888** 64-66 2 pc - 8" w/ Single Exhaust
- MA15891** 67 2 pc - 9" - 28 Spline Axles
- MA15892** 67-69 2 pc - 6 Cylinder
- MA15893** 67-69 2 pc - 8"
- MA15894** 68 2 pc - 9" - 28 Spline Axles
- MA15895** 68-69 2 pc - 9" CJ or Boss - 31 Spline
- MA15896** 69 2 pc - 9" - 28 Spline Axles
- MA15897** 70 2 pc - 8"
- MA15898** 70 2 pc - 9"
- MA15899** 71-73 2 pc - 8" or 9"

BRAKE LINE COMPONENTS

- MA16307** 64-65 Brake Line Grommets
- MA16306** 64-68 Brake Line Grommets - Shock Tower
- MA16308** 64-67 Brake Line Retainers - Pinch Type - 4 pc



#MA12992



#MA10290



#MA10294



#MA10288



#MA18405



#MA18406

FRONT BUMPER

- MA10288** 64-66 Front Bumper - Chrome
- MA11779** 67-68 Front Bumper - Chrome
- MA12785** 69-70 Front Bumper - Chrome
- MA12992** 71-73 Front Bumper - Chrome
- MA10290** 64-66 Front Bumper Bracket - Inner LH
- MA10289** 64-66 Front Bumper Bracket - Inner RH
- MA10458** 67-68 Front Bumper Bracket - Inner LH
- MA10457** 67-68 Front Bumper Bracket - Inner RH
- MA15211** 69-70 Front Bumper Bracket - Inner LH
- MA15210** 69-70 Front Bumper Bracket - Inner RH
- MA18078** 71-73 Front Bumper Bracket - Inner LH
- MA18079** 71-73 Front Bumper Bracket - Inner RH
- MA10298** 64-66 Front Bumper Bracket - Outer LH
- MA10297** 64-66 Front Bumper Bracket - Outer RH
- MA10456** 67-68 Front Bumper Bracket - Outer LH
- MA10455** 67-68 Front Bumper Bracket - Outer RH
- MA10550** 69-70 Front Bumper Bracket - Outer LH
- MA10549** 69-70 Front Bumper Bracket - Outer RH
- MA10928** 64-66 Front Bumper Brkt - Bumper to Fender - LH
- MA10927** 64-66 Front Bumper Brkt - Bumper to Fender - RH
- MA10952** 67-68 Front Bumper Brkt - Bumper to Fender - LH
- MA10953** 67-68 Front Bumper Brkt - Bumper to Fender - RH
- MA10969** 69-70 Front Bumper Brkt - Bumper to Fender - LH or RH
- MA10294** 64-66 Front Bumper Guards
- MA10466** 67 Front Bumper Guard Trim
- MA15212** 67-68 Front Bumper Guards w/ Trim Holes
- MA10463** 67-68 Front Bumper Guards w/o Trim Holes
- MA17738** 64-73 Front Bumper Stop Kit - Poly - Black
- MA18124** 69-70 License Plate Bracket - Front
- MA18125** 71-72 License Plate Bracket - Front
- MA18126** 73 License Plate Bracket - Front

STONE DEFLECTOR

- MA18405** 64-66 Stone Deflector
- MA18406** 67-68 Stone Deflector
- MA18407** 69 Stone Deflector
- MA18408** 70 Stone Deflector



#MA17760

BUMPER MOUNTING KITS

- MA11585** 64-70 Bumper Bolt Kit - Front & Rear - Std 20 pc
- MA17759** 65-66 Bumper Mounting Kit - 66 pc
- MA17760** 67 Bumper Mounting Kit - 64 pc
- MA17761** 68 Bumper Mounting Kit - 64 pc
- MA17762** 69 Bumper Mounting Kit - 54 pc
- MA17763** 69-70 Bumper Mounting Kit - Shelby - 36 pc
- MA17764** 70 Bumper Mounting Kit - 54 pc
- MA17765** 71-72 Bumper Mounting Kit - 66 pc
- MA17766** 73 Bumper Mounting Kit - 66 pc



#MA10292



#MA11551



#MA12787

#MA12993

REAR BUMPER

- MA10292** 64-66 Rear Bumper - Chrome
- MA10460** 67-68 Rear Bumper - Chrome
- MA12787** 69-70 Rear Bumper - Chrome
- MA12993** 71-73 Rear Bumper - Chrome
- MA12460** 64-66 Rear Bumper Brace - LH or RH
- MA10464** 67-68 Rear Bumper Brace - LH or RH
- MA10551** 69-70 Rear Bumper Brace - LH or RH
- MA10955** 67-68 Bumper Bracket - Inner Trunk - Rear
- MA10465** 67-68 Rear Bumper Guard Trim
- MA11551** 64-66 Rear Bumper Guard - Chrome - LH or RH
- MA10461** 67-68 Rear Bumper Guard - Black - Paint to Match - LH or RH
- MA10462** 67-68 Rear Bumper Guard - Chrome - LH or RH
- MA13545** 64-66 Rear Bumper Guard Brackets
- MA12951** 67-68 Rear Bumper Guard Brackets
- MA13546** 64-66 Bumper Guard Bracket - Rear LH
- MA13547** 64-66 Bumper Guard Bracket - Rear RH



#MA75007



#MA75008



#MA75009



#MA75010



#MA75011

LICENSE FRAMES

- MA75009** 64-66 Mustang - Chrome - License Frame - 289
- MA75010** 64-71 Mustang - Chrome - License Frame - Pony
- MA75011** 72-73 Mustang - Chrome - License Frame
- MA75008** 69-70 Boss 429 - Chrome - License Frame
- MA75007** 71 Boss 351 - Chrome - License Frame





#MA15934

THERMAL CHOKE LINES - STEEL

Carry heat from the exhaust to the choke coil on the carburetor. Made of original style carbon steel.

- MA15932** 64-65 Thermal Choke Line - 170 6 Cyl
- MA15933** 65 Thermal Choke Lines - 302 - 5 pc
- MA15934** 65-69 Thermal Choke Lines - 289-302 - 2 pc
- MA15935** 66-68 Thermal Choke Line - 200 6 Cyl
- MA15937** 67-68 Thermal Choke Line - 390, 4BBL, GT
- MA15936** 67 Thermal Choke Line - 428, Shelby Dual Quad
- MA15940** 68 Thermal Choke Line - 302 - 4 Valve Motor - J-Code - 2 pc
- MA15938** 68 Thermal Choke Line - 428 P.I. w/ Tall Valve Covers
- MA15939** 68-69 Thermal Choke Line - 428 CJ, KR - Over Valve Cover
- MA15943** 69 Th. Choke Line - 390, 4 BBL - 390 GT
- MA15942** 69 Thermal Choke Line - 351 W - Enters Thru Choke Cover
- MA15941** 69 Thermal Choke Line - 351 W - Enters Under Choke
- MA15944** 70-73 Thermal Choke Line - 351 C, 2 BBL
- MA15945** 70-73 Thermal Choke Line - 351 C, 4 BBL Alite

THERMAL CHOKE LINES - STAINLESS STEEL

Carry heat from the exhaust to the choke coil on the carburetor. Made of upgraded stainless steel.

- MA15946** 64-65 Thermal Choke Line - 170 6 Cyl
- MA15947** 65 Thermal Choke Lines - 302 - 5 pc
- MA15948** 65-69 Thermal Choke Lines - 289-302 - 2 pc
- MA15949** 66-68 Thermal Choke Line - 200 6 Cyl
- MA15951** 67-68 Thermal Choke Line - 390, 4BBL, GT
- MA15950** 67 Th. Choke Line - 428 - Shelby Dual Quad
- MA15954** 68 Thermal Choke Lines - 302 - 4 Valve Motor - J-Code - 2 pc
- MA15952** 68 Thermal Choke Line - 428 P.I. - w/ Tall Valve Covers
- MA15953** 68-69 Thermal Choke Line - 428 CL, KR - Over Valve Covers
- MA15957** 69 Th. Choke Line - 390, 4 BBL - 390 GT
- MA15956** 69 Thermal Choke Line - 351 W - Enters Thru Choke Cover
- MA15955** 69 Thermal Choke Line - 351 W - Enters Under Choke Hsg
- MA15958** 70-73 Thermal Choke Line - 351 C, 2 BBL
- MA15959** 70-73 Thermal Choke Line - 351 C, 4 BBL Alite



#MA16711

CLUTCH KITS

- MA16711** 64-73 Clutch Kit - 64-65 289 / 68-73 302
- MA16712** 64-65 Clutch Kit - 170 & 200 - 6 Cylinder
- MA16713** 66 Clutch Kit - 200 - 6 Cyl. - 3 & 4 Speed - 9"
- MA16714** 66-67 Clutch Kit - 390 ci V8 - Diaphragm Option
- MA16715** 66-73 Clutch Kit - 289 / 302 / 250 - 10" - Diaphragm Option
- MA16716** 66-73 Clutch Kit - 289/302/250 - 10" - Lever Style
- MA16717** 67-70 Clutch Kit - 200 - 6 Cylinder



#MA18076

CLUTCH FORKS

- MA14732** 64-66 Clutch Fork - 170/200 - 6 Cylinder
- MA14733** 64-68 Clutch Fork - 289/302 - V8 Spring Type
- MA14734** 67-68 Clutch Fork - 6 Cylinder - Spring Type
- MA14735** 68-69 Clutch Fork - 289/302/351 - Clip Type
- MA14736** 68-69 Clutch Fork - 6 Cylinder - Clip Type
- MA14737** 68-69 Clutch Fork - 428ci - Clip Type
- MA14738** 68-69 Clutch Fork - 390ci - Clip Type



#MA18076

CLUTCH COMPONENTS

- MA18076** 64-66 Clutch/Brake Pedal Support
- MA18077** 67-68 Clutch/Brake Pedal Support - Manual Brake
- MA16340** 64-66 Clutch/Brake Pedal Shaft Clips
- MA14731** 64-68 Clutch Pedal Return Spring
- MA16339** 64-73 Clutch Rod Clips - Upper & Lower - 2 pc
- MA16341** 64-73 Clutch Pedal Equalizer Bushings - 4 pc
- MA16342** 64-70 Clutch Equalizer Pivot Balls - SB
- MA16343** 67-70 Clutch Equalizer Pivot Balls - BB
- MA16344** 64-70 Clutch Equalizer Bushings Clips - 2 pc
- MA16345** 67-70 Clutch Equalizer Bushings Clips - 2 pc



#MA12467



#MA11469



#MA10241



#MA10423



#MA12429



#MA15363

CONSOLE & DASH COMPONENTS

- MA18050** 64-66 Ashtray - Center Console
- MA18051** 64-68 Ashtray - Convertible Quarter Panel
- MA10945** 64-66 Ashtray - In Dash
- MA18052** 67-68 Ashtray Assembly - Dash w/ Cig Lighter
- MA18073** 64-66 Center Console Door
- MA12467** 64-66 Chrome Heater Dash Plate
- MA11469** 65-68 Chrome Shift Boot Retainer
- MA10568** 69-70 Chrome Shift Boot Retainer
- MA18784** 64-66 Console Shift Slide Seal
- MA12408** 64-66 Convertible Top Switch Bezel & Knob
- MA15363** 71-73 Dash Vent - LH
- MA15364** 71-73 Dash Vent - RH
- MA12429** 64-66 Heater Control Knobs - 4 pc
- MA10241** 64-66 Headlight Switch Knob & Shaft
- MA10423** 67-68 Headlight Switch Knob & Shaft
- MA12407** 64-66 Headlight Switch Bezel
- MA12616** 67-68 Headlight Switch Bezel
- MA12378** 64-66 Ignition Switch Bezel
- MA10212** 64-66 Ignition Switch Retainer
- MA14941** 64-66 Lighter Knob & Element
- MA14942** 67-68 Lighter Knob & Element
- MA14943** 69 Lighter Knob & Element
- MA14944** 70-73 Lighter Knob & Element
- MA14945** 70-73 Lighter Bezel
- MA14946** 64-73 Lighter Housing
- MA12406** 64-66 Windshield Wiper Switch Bezel / Retainer
- MA15361** 64-66 Windshield Wiper Switch Knob

#MA18072



CONSOLE PLATES

- MA18070** 64-66 Center Console Plate
- MA18071** 64-66 Center Console Plate - Manual
- MA18072** 64-66 Center Console Plate - Auto



#MA18387



#MA18388

SHIFT CONSOLE PLATES

- MA18386** 65-66 Shift Console Plate - Automatic
- MA18387** 67-68 Shift Console Plate - Automatic
- MA18388** 69-70 Shift Console Plate - Automatic
- MA18389** 71-73 Shift Console Plate - Automatic



#MA16816



#MA10552

RADIO BEZELS

- MA12722** 67-68 Radio Bezel - Black & Chrome w/o Console
- MA10552** 69-70 Radio Bezel - Black & Chrome
- MA11349** 69-70 Radio Bezel - Walnut Woodgrain
- MA16831** 71-73 Radio Bezel - Black & Chrome

CLOCK

- MA16817** 67-68 Clock Knob - Chrome w/ Set Screw
- MA16813** 69-70 Clock Lens w/ Pointer - Deluxe
- MA16816** 67-68 Quartz Movement Clock



#MA16839



#MA16838



#MA13442



#MA11433



#MA11034



#MA17648

GLOVE BOX

Glove Box Doors are finished with chrome trim and black camera-case finish or woodgrain insert for Mustangs with Deluxe interior.

- MA11433** 64-65 Glove Box Door w/ Emblem - Black - Standard
- MA16835** 64-65 Glove Box Door w/o Emblem - Black - Stnd
- MA10581** 65 Glove Box Door w/ Emb. - Black - Stnd & GT
- MA16838** 65 Glove Box Door w/o Emb. - Black - Stnd & GT
- MA10312** 65-66 Glove Box Door w/ Emblem - Deluxe - Wood
- MA16839** 65-66 Glove Box Door w/o Emblem - Deluxe - Wood
- MA12586** 66 Glove Box Door w/ Emblem - Black - Standard
- MA16840** 66 Glove Box Door w/o Emblem - Black - Stnd
- MA11034** 67-68 Glove Box Door - Black
- MA18812** 65-66 Glove Box Door Cable w/ Screws
- MA18816** 71-73 Glove Box Door Trim
- MA16841** 67-68 Glove Box Door Hinge
- MA16842** 64-66 Glove Box Liner - Black Flocking
- MA16843** 64-66 Glove Box Liner - Gray Flocking
- MA11351** 66 Glove Box Liner w/ Clip & Hole for Flasher - Black Chipboard
- MA16844** 67-68 Glove Box Liner - Black Plastic
- MA16845** 69-70 Glove Box Liner - w/ AC - Plastic
- MA16846** 69-70 Glove Box Liner - w/o AC - Plastic
- MA13441** 71-73 Glove Box Liner - w/ AC - Black Chipboard
- MA13442** 71-73 Glove Box Liner - w/o AC - Black Chipboard
- MA11347** 64-66 Glove Box Liner w/ Lens - Black Chipboard
- MA16847** 64-66 Glove Box Screws - 7 pc
- MA18613** 65-66 Glove Box Latch - 65 Pony - 66 All
- MA14954** 64-65 Glove Box Latch - 65 Standard
- MA18815** 67-68 Glove Box Latch
- MA18614** 69-70 Glove Box Latch
- MA14955** 70 Glove Box Latch

GLOVE BOX LOCKS

Glove Box Locks are a direct replacement for the existing lock or non-locking latch. Keyed locks include chrome plated lock/latch assembly and two keys.

- MA17647** 64-65 Glove Box Locks - w/Keys - Standard - w/ Curved Door
- MA17643** 64-65 Glove Box Locks - Keyless - Standard - w/ Curved Door
- MA17648** 65-66 Glove Box Locks - w/Keys - Deluxe w/Flat Door
- MA17644** 65-66 Glove Box Locks - Keyless - Deluxe w/Flat Door
- MA17649** 67-68 Glove Box Locks - w/Keys - Standard - All Models
- MA17645** 67-68 Glove Box Locks - Keyless - All Models
- MA17651** 67-68 Glove Box & Trunk Kits - Standard Keys - All Models
- MA17650** 69-70 Glove Box Locks - w/Keys - Standard - All Models
- MA17646** 69-70 Glove Box Locks - Keyless - All Models
- MA17652** 69-70 Glove Box & Trunk Kits - Standard Keys - All Models



#MA10235



#MA16802



#MA10236



#MA11444

INSTRUMENT CLUSTER BEZELS

Our instrument bezels feature the same fit and finish as the OEM originals with all the cutouts to match the original gauges and indicator lights.

- MA10235** 64-65 Instrument Cluster Bezel - Black w/ Camera Case Finish
- MA16802** 65 Instrument Cluster Bezel - Black - GT
- MA10236** 65-66 Instrument Cluster Bezel - Woodgrain
- MA10397** 66 Instrument Cluster Bezel - Black
- MA10419** 67 Instrument Cluster Bezel - Black
- MA11444** 67 Instrument Cluster Bezel - Deluxe Brushed Aluminum
- MA10513** 68 Instrument Cluster Bezel - Black w/ Camera Case Finish
- MA10514** 68 Instrument Cluster Bezel - Woodgrain
- MA11449** 69 Instrument Cluster Bezel - Black w/ Camera Case Finish
- MA16803** 69 Instrument Cluster Bezel - Mach 1 & Deluxe
- MA16804** 70 Instrument Cluster Bezel - Black w/ Camera Case Finish
- MA13132** 71-73 Instrument Cluster Bezel - Black
- MA11937** 65-66 Instrument Cluster Bezel & Glove Box Door Kit - Aluminum
- MA16805** 64-66 Instrument Cluster Bezel Mounting Screws
- MA16806** 64-66 Instrument Cluster Bezel Retaining Clips - 6 pc



#MA16804



#MA13132

INSTRUMENT LENSES

- MA16807** 64-65 Gauge Lens Anti-Rattle Pads - 10 pc
- MA16808** 66 Gauge Lens Anti-Rattle Pads - 13 pc
- MA10211** 64-65 Instrument Gauge Lens - Early 1965 Generator Style
- MA10238** 65 Instrument Gauge Lens - Late 1965 Alternator Style
- MA10239** 65-66 Full Instrument Lens
- MA16809** 67-68 Instrument Lens Retainer Bezels - 5 pc
- MA11451** 67-68 Instrument Lens Set - 5 pc w/ Tach
- MA11450** 67-68 Instrument Lens Set - 5 pc w/o Tach
- MA10422** 67-68 Small Instrument Lens w/ Clock Stem Hole
- MA10421** 67-68 Small Instrument Lens w/o Clock Stem Hole - Fits: Fuel & Temp
- MA16811** 69-70 Instrument Lens Set - 3 pc w/ Tach
- MA16810** 69-70 Instrument Lens Set - 3 pc w/o Tach
- MA16812** 71-73 Instrument Lens - w/o Tachometer



#MA11450



#MA14320



#MA16818



#MA16820




#MA14321



#MA14327



#MA16830



#MA16823

GAUGES

- MA14324** 66 Amperage Gauge
- MA16818** 69 Amperage Gauge - Black
- MA16819** 70 Amperage Gauge - Gray
- MA14321** 64-65 Fuel Gauge - Standard
- MA14326** 65-66 Fuel Gauge - 65 GT & Pony & 66 All
- MA14329** 68 Fuel Gauge - Black - w/o Tachometer
- MA16820** 69 Fuel Gauge - Black - w/o Tachometer
- MA16822** 69 Fuel & Temperature Gauge - Black
- MA16821** 70 Fuel Gauge - Gray - w/o Tachometer
- MA16823** 70 Fuel & Temperature Gauge - Gray
- MA14327** 65-66 Oil Pressure Gauge
- MA16824** 69 Oil Pressure Gauge - Black - w/o Tachometer
- MA16825** 70 Oil Pressure Gauge - Gray - w/o Tachometer
- MA14322** 64-65 Speedometer - Standard
- MA14325** 65-66 Speedometer - 65 GT & 66 All
- MA10420** 67-68 Speedometer w/ Trip. Instrument Lens
- MA11447** 67-68 Speedometer w/o Trip. Instrument Lens
- MA16826** 67-69 Speedometer - 67-68 All 120 mph - 69 w/o Tachometer
- MA16828** 69-70 Speedometer - 69 Deluxe & Mach 1 - 70 All
- MA14320** 64-65 Temperature Gauge - Standard
- MA14323** 65-66 Temperature Gauge - 65 GT & 66 All
- MA16829** 69 Temperature Gauge - Black - w/o Tachometer
- MA16830** 70 Temperature Gauge - Gray - w/o Tachometer

GAUGE COMPONENTS

- MA16584** 69-70 Instrument Panel Printed Circuit w/ Tach
- MA16583** 69-70 Instrument Panel Printed Circuit w/o Tach
- MA16814** 67-68 Trip Odometer Reset Button Assembly



#MA14322



#MA16828



#MA15401



#MA15404

US RADIATORS

High Efficiency radiators by US Radiator feature OE Style tanks with a copper & brass 2, 3 or 4 row core. The cores utilize oversized tubes & high fin counts to provide a 20% increase in efficiency over the standard cores in a compact package with OEM styled tanks & top quality materials. Made in the USA!



2 Row - Standard Cooling

- MA15401** 64-66 2 Row 17" Core - 6 Cyl. - 170 & 200
- MA15400** 64-66 2 Row 17" Core - 8 Cyl
- MA15406** 67-69 2 Row 20" Core - 289, 302 or 351
- MA15403** 67-70 2 Row 20" Core - 6 Cyl. 200
- MA15405** 67-70 2 Row 20" Core - 6 Cyl. 250

3 Row - Improved Cooling Compared to Stock

- MA15412** 70 3 Row 24" Core - 302 or 351 V8
- MA15416** 71 3 Row 26" Core - 429 V8
- MA15413** 71-73 3 Row 26" Core - 302 or 351 V8
- MA15418** 71-73 3 Row 22" Core - 250, 302 & 351

4 Row - Heavy Duty Cooling

- MA15402** 64-66 4 Row 17" Core - 8 Cyl
- MA15417** 66 4 Row 17" Core - GT350 w/ 289
- MA15408** 67-69 4 Row 20" Core - 289, 302 or 351
- MA15410** 68-69 4 Row 24" Core - 289, 302 or 351
- MA15415** 68-70 4 Row 24" Core - 390 or 428 V8



#MA15420

MUSTANG AMERICA'S BRASS/COPPER RADIATORS

Mustang America's Brass/Copper Replacement Radiators are manufactured with a 3 row core design for greater cooling capacity. The result is a more efficient cooling system that doesn't empty your wallet.

3 Row - Improved Cooling Compared to Stock

- MA11903** 64-66 3 Row 17" Core - 6 Cyl. - 170 & 200
- MA11816** 64-66 3 Row 17" Core - 8 Cyl
- MA15407** 67-69 3 Row 20" Core - 289, 302 or 351
- MA15404** 67-70 3 Row 20" Core - 6 Cyl. 200
- MA15409** 68-69 3 Row 24" Core - 289, 302 or 351
- MA15414** 68-70 3 Row 24" Core - 390 or 428 V8
- MA15411** 70 3 Row 20" Core - 302 or 351 V8

ALUMINUM RADIATORS

Our Direct Fit Aluminum Radiators fit up to the factory hoses and original supports with no modifications. No cutting. No bending. No installing different hoses. Each core features a double row of extra wide, high-quality tubes, louvered fins and press-formed end tanks. Cores are furnace brazed for the ultimate tube-to-header welds without epoxy. Best of all, they cost much less than other Aluminum Radiators and they're backed by a three-year Manufacturer's Warranty!

- MA15419** 64-66 2 Rows 1" Tubes - Manual Transmission
- MA15420** 64-66 2 Rows 1" Tubes - Automatic Transmission
- MA15421** 67 2 Rows 1" Tubes - 289 Manual Transmission
- MA15422** 67 2 Rows 1" Tubes - 289 Automatic Trans
- MA15423** 68-70 2 Rows 1" Tubes - 289/302/351 Man. Trans
- MA15424** 68-70 2 Rows 1" Tubes - 289/302/351 Auto Trans.
- MA15425** 68-70 2 Rows 1" Tubes - 302/351/390/428 - Manual Transmission
- MA15426** 68-70 2 Rows 1" Tubes - 302/351/390/428 - Automatic Transmission
- MA15427** 71-73 2 Rows 1" Tubes - Manual Transmission
- MA15428** 71-73 2 Rows 1" Tubes - Automatic Transmission



#MA18059



#MA18062

RADIATOR CORE SUPPORTS

- MA18053** 64-66 Radiator Core Support
- MA18054** 67-68 Radiator Core Support
- MA18055** 69 Radiator Core Support
- MA18056** 70 Radiator Core Support
- MA18057** 71-73 Radiator Core Support
- MA18058** 64-66 Rad. Core Support Assembly w/ Lower Cross
- MA18059** 67-68 Rad. Core Support Assembly w/ Lower Cross
- MA18060** 69 Rad. Core Support Assembly w/ Lower Cross
- MA18061** 70 Rad. Core Support Assembly w/ Lower Cross
- MA18065** 64-66 Radiator Core Support Bracket - LH
- MA18066** 64-66 Radiator Core Support Bracket - RH
- MA18067** 67-70 Radiator Core Support Bracket - LH
- MA18068** 67-70 Radiator Core Support Bracket - RH
- MA18062** 64-66 Radiator Core Support Crossmember
- MA18063** 67-68 Radiator Core Support Crossmember
- MA18064** 69-70 Radiator Core Support Crossmember



#MA11369



#MA10964

RADIATOR COMPONENTS

- MA16734** 64-73 Radiator Cap - 13 psi - Replacement
- MA11369** 65-73 Radiator Cap
- MA10974** 68-70 Radiator Insulator Pads - Lower
- MA16363** 64-68 Radiator Mount Kit - 8 pc
- MA10972** 67 Radiator Mounting Bracket - Lower
- MA10973** 68-70 Radiator Mounting Brackets - Lower - pair
- MA10964** 67-68 Radiator Mounting Bracket - Upper
- MA10975** 69-70 Radiator Mounting Bracket - Upper
- MA13307** 64-66 Water Bypass Hose w/ FoMoCo Logo
- MA13302** 67-71 Water Bypass Hose w/ Autolite Logo



#MA12830

FAN SHROUDS

- MA15720** 64-66 Fan Shroud - HiPo - 3 1/2" - Composite
- MA12394** 65-66 Fan Shroud - V8
- MA11234** 67-69 Fan Shroud - Small Block - w/o AC - 20"
- MA12830** 67-69 Fan Shroud - 20"
- MA12738** 68-70 Fan Shroud - 24"
- MA12748** 69 Fan Shroud - 302, 351
- MA13008** 71-73 Fan Shroud - 302 w/ AC
- MA14937** 65-66 Fan Shroud Bracket - 2 Row
- MA14938** 65-66 Fan Shroud Bracket - 3 Row
- MA10200** 65-66 Fan Shroud Brackets - 2 Row - 4 pc
- MA11745** 65-66 Fan Shroud Brackets - 3 Row - 4 pc
- MA12393** 65-66 Fan Shroud Brackets - 4 Row - 4 pc
- MA16364** 64-66 Fan Shroud Mounting Kit - 289 w/ AC
- MA16365** 64-66 Fan Shroud Mounting Kit - 8 pc
- MA16366** 68-73 Fan Shroud Mounting Kit - 8 pc



#MA15721



#MA15722

FAN COMPONENTS

- MA15721** 64-67 Fan - 4 Blade - 6 Cylinder
- MA15722** 64-73 Fan Spacer - V8 - 2.5"

THERMOSTAT

- MA16730** 64-73 Thermostat - 160 degree
- MA16731** 64-73 Thermostat - 180 degree
- MA16732** 64-73 Thermostat - 195 degree
- MA16733** 64-73 Thermostat - 205 degree
- MA17897** 64-66 Thermostat - Re-Use Mounting Plate
- MA17904** 67-73 Thermostat - Orig. Mfg. w/ Correct Settings
- MA15723** 64-70 Thermostat Housing - 289 / 302 / 351W

#MA13299



RADIATOR HOSE SETS

- MA13301** 64-66 Radiator Hose Set - Upper & Lower w/ FoMoCo Logo - 260 & 289 Engines
- MA13300** 64-70 Radiator Hose Set - Upper & Lower w/ FoMoCo Logo - 170 & 200 Engines
- MA13294** 67 Radiator Hose Set - Upper & Lower w/ Autolite Logo - 289 & 289 HIPO Engines
- MA13296** 67 Radiator Hose Set - Upper & Lower w/ FoMoCo Logo - 390, 427 & 429 Engines.
- MA13297** 68 Radiator Hose Set - Upper & Lower w/ Autolite Logo - 390, 427, 428 & 428 CJ
- MA13295** 68-70 Radiator Hose Set - Upper & Lower w/ Autolite Logo - 289 & 302 Engines
- MA13299** 69 Radiator Hose Set - Upper & Lower w/ Autolite Logo - Boss 302 & 351W
- MA13298** 69-70 Radiator Hose Set - Upper & Lower w/ Autolite Logo - 390, 428 & 428 C.Jet
- MA15204** 69-70 Radiator Hose Set - Upper & Lower w/ Autolite Logo - Boss 429 Engine
- MA16409** 70-71 Radiator Hose Set - 429

HOSE CLAMPS

- MA16367** 64-70 Radiator & Heater Hose Clamps - 170 & 200
- MA16368** 64-73 Radiator & Heater Hose Clamps - 10 pc
- MA16369** 67-70 Rad. & Heater Hose Clamps - BB V8 - 12 pc
- MA16370** 69-70 Radiator & Heater Hose Clamps - Boss 429
- MA16371** 64-70 Radiator Hose Clamps - 170 & 200
- MA16372** 64-73 Radiator Hose Clamps - 4 pc
- MA16373** 67-70 Radiator Hose Clamps - BB V8 - 4 pc
- MA16374** 69-70 Radiator Hose Clamps - Boss 429
- MA16376** 64-70 Radiator Hose Clamp - 1 1/4" ID
- MA16377** 64-73 Radiator Hose Clamp - 1 1/2" ID
- MA16378** 64-73 Radiator Hose Clamp - 1 3/4" ID
- MA16379** 67-71 Radiator Hose Clamp - 2" ID
- MA16380** 64-70 Radiator Hose Clamp - 1 1/4" ID
- MA16381** 64-73 Radiator Hose Clamp - 1 3/4" ID
- MA16382** 64-71 Radiator Hose Clamp - 2" ID
- MA16383** 64-73 Radiator Hose Clamp Screws - 2 pc



HOSE CLAMP PLIERS

- MA19025** Hose Clamp Pliers - Spring Ring



#MA14698

#MA14688

WATER PUMPS - REMANUFACTURED

- MA14686** 64-70 Water Pump - 170/200ci - Remanufactured
- MA14687** 65-69 Water Pump - 289/302/351 - Rmnmfactrd
- MA14688** 65-68 Water Pump - 260/289ci - Remanufactured
- MA14689** 67-68 Water Pump - 390/427/428 - Rmnmfactrd
- MA14690** 69-73 Water Pump - 250ci - 4 Holes - Rmnmfactrd
- MA14691** 69-73 Water Pump - 250ci - 8 Holes - Rmnmfactrd
- MA14692** 69 Water Pump - 429ci - Remanufactured
- MA14693** 69-70 Water Pump - 390/428ci - Standard - Rmnmftd
- MA14694** 70-73 Water Pump - 302/351W ci - Rmnmfactrd
- MA14695** 70-73 Water Pump - 351c - Remanufactured
- MA14696** 70-71 Water Pump - 429ci - Standard - Rmnmftd

WATER PUMPS - NEW

- MA14697** 64-70 Water Pump - 170/200ci - NEW
- MA14698** 65-69 Water Pump - 289/302/351 ci - NEW
- MA14699** 65-68 Water Pump - 260/289ci - NEW
- MA14700** 67-68 Water Pump - 390/427/428 - NEW
- MA14702** 70-73 Water Pump - 302/351W ci - NEW
- MA14703** 70-73 Water Pump - 351ci - NEW
- MA14704** 70-71 Water Pump - 429ci - Standard - NEW



#MA15724



#MA15726

WATER PUMP PULLEY

- MA15724** 65-67 Water Pump Pulley - 289 - Single Groove
- MA15725** 65-68 Water Pump Pulley - 6 Cyl. - Single Groove
- MA15726** 65-70 Water Pump Pulley - w/ AC - 6" - 2 Groove-Chrome
- MA15727** 65-70 Water Pump Pulley - w/AC 6" - 2 Groove - Black





DECAL KITS

- MA17597** 64-66 Decal Kit - GT Side Stripe - Black
- MA17599** 64-66 Decal Kit - GT Side Stripe - Blue
- MA17600** 64-66 Decal Kit - GT Side Stripe - Red
- MA17598** 64-66 Decal Kit - GT Side Stripe - White
- MA17601** 67 Decal Kit - GT Side Stripe - Black
- MA17603** 67 Decal Kit - GT Side Stripe - Blue
- MA17604** 67 Decal Kit - GT Side Stripe - Red
- MA17602** 67 Decal Kit - GT Side Stripe - White
- MA17605** 68 Decal Kit - GT -C- Stripe - Black
- MA17607** 68 Decal Kit - GT -C- Stripe - Blue
- MA17609** 68 Decal Kit - GT -C- Stripe - Gold
- MA17608** 68 Decal Kit - GT -C- Stripe - Red
- MA17610** 68 Decal Kit - GT -C- Stripe - Reflective Black
- MA17613** 68 Decal Kit - GT -C- Stripe - Reflective Gold
- MA17612** 68 Decal Kit - GT -C- Stripe - Reflective Red
- MA17611** 68 Decal Kit - GT -C- Stripe - Reflective White
- MA17606** 68 Decal Kit - GT -C- Stripe - White
- MA17614** 68 Decal Kit - GT California Special - Black
- MA17616** 68 Decal Kit - GT California Special - Blue
- MA17618** 68 Decal Kit - GT California Special - Gold
- MA17617** 68 Decal Kit - GT California Special - Red
- MA17615** 68 Decal Kit - GT California Special - White
- MA17619** 69 Decal Kit - GT Side Stripe - Black
- MA17621** 69 Decal Kit - GT Side Stripe - Blue
- MA17623** 69 Decal Kit - GT Side Stripe - Gold
- MA17622** 69 Decal Kit - GT Side Stripe - Red
- MA17620** 69 Decal Kit - GT Side Stripe - White
- MA17626** 70 Decal Kit - Grabber -C- Stripe Reflect. Black
- MA17627** 70 Decal Kit - Grabber Stripe Matte Black
- MA17624** 71 Decal Kit - Spoiler w/ Mustang - Black 3 pc
- MA17625** 71 Decal Kit - Spoiler w/ Mustang - Silver 3 pc

SEE BODY PANELS FOR ACTUAL DOORS.



#MA15705



#MA15703

DOOR OPENING CONTROLS

- MA15705** 64-66 Door Opening Control - LH Standard
- MA15704** 64-66 Door Opening Control - RH Standard
- MA15703** 65-66 Door Opening Control - LH Pony Deluxe
- MA15702** 65-66 Door Opening Control - RH Pony Deluxe
- MA14600** 67-68 Door Opening Control - LH
- MA14601** 67-68 Door Opening Control - RH



#MA10324



#MA16404

DOOR HINGES

Reproduction cast-iron door hinges. Painted black.

- MA12512** 64-66 Door Hinge - Lower LH
- MA12511** 64-66 Door Hinge - Lower RH
- MA11122** 67-68 Door Hinge - Lower LH
- MA11121** 67-68 Door Hinge - Lower RH
- MA11124** 69-70 Door Hinge - Lower LH
- MA11123** 69-70 Door Hinge - Lower RH
- MA14604** 71-73 Door Hinge - Lower - LH
- MA14605** 71-73 Door Hinge - Lower - RH
- MA10325** 64-66 Door Hinge - Upper LH
- MA10324** 64-66 Door Hinge - Upper RH
- MA16405** 67-68 Door Hinge - Upper LH
- MA16404** 67-68 Door Hinge - Upper RH
- MA11126** 69-70 Door Hinge - Upper LH
- MA11125** 69-70 Door Hinge - Upper RH
- MA14606** 71-73 Door Hinge - Upper - LH
- MA14607** 71-73 Door Hinge - Upper - RH
- MA10835** 64-66 Door Hinge Bolts - 6 pc
- MA11820** 64-73 Door Hinge Bushing
- MA13512** 64-67 Door Hinge Cam
- MA13513** 64-67 Door Hinge Pin - 2.5"



#MA15301



#MA15306



#MA18093



#MA16520

DOOR HANDLES

- MA15300** 65-66 Door Handle - Outer - LH
- MA15301** 65-66 Door Handle - Outer - RH
- MA15302** 67-68 Door Handle - Outer - LH
- MA15303** 67-68 Door Handle - Outer - RH
- MA15304** 69-70 Door Handle - Outer - LH
- MA15305** 69-70 Door Handle - Outer - RH
- MA15306** 71-73 Door Handle - Outer - LH
- MA15307** 71-73 Door Handle - Outer - RH
- MA14602** 65-70 Door Handle Pad Set - Outer - 4 pc
- MA14603** 67-68 Door Handle Pad Set - Outer - 4 pc
- MA18785** 69-70 Door Handle Trim Cups - Deluxe - Black
- MA18786** 69-70 Door Handle Trim Cups - Standard - Black
- MA18775** 71-73 Door Handle Trim Cups - Deluxe - Black

DOOR STRIKER

- MA18092** 64-66 Door Striker Plate
- MA18093** 67-70 Door Striker Plate
- MA18450** 71-73 Door Scuff Plate

DOOR GLASS & COMPONENTS

- MA18094** 64-66 Door Glass Run w/ Metal Frame - LH
- MA18095** 64-66 Door Glass Run w/ Metal Frame - RH
- MA18096** 67-68 Door Glass Run w/ Metal Frame - LH
- MA18097** 67-68 Door Glass Run w/ Metal Frame - RH
- MA18098** 67-68 Door Glass Guide - Rear - LH
- MA18099** 67-68 Door Glass Guide - Rear - RH

DOOR WINDOW COMPONENTS

- MA10187** 64-68 Door Window Bumper Set - 4 pc
- MA16500** 69-73 Door Window Bumper Set - 4 pc
- MA16520** 64-70 Lower Window Stop Bumper
- MA13514** 64-68 Window Roller with Clip



#MA14611



#MA14615

DOOR LATCH

- MA14608** 64-66 Door Latch Assembly - LH w/ Clips
- MA14609** 64-66 Door Latch Assembly - RH w/ Clips
- MA14610** 67-68 Door Latch Assembly - LH w/ Clips
- MA14611** 67-68 Door Latch Assembly - RH w/ Clips
- MA14612** 69-70 Door Latch Assembly - LH w/ Clips
- MA14613** 69-70 Door Latch Assembly - RH w/ Clips
- MA14614** 71-73 Door Latch Assembly - LH w/ Clips
- MA14615** 71-73 Door Latch Assembly - RH w/ Clips
- MA14616** 64-66 Door Latch Assembly Clip - OE Style
- MA14617** 64-66 Door Latch Assembly Clip - Replacement
- MA14618** 67-70 Door Latch Assembly Clip - OE Style
- MA14619** 64-66 Door Latch Coupling
- MA14620** 64-66 Door Latch Plate Reinforcement Kit
- MA14621** 67-68 Door Latch Plate Reinforcement Kit
- MA14712** 71-73 Door Latch Striker Pin on Body
- MA18436** 65-66 Door Latch Remote - Standard Interior - LH
- MA18437** 65-66 Door Latch Remote - Standard Interior - RH
- MA18438** 65-66 Door Latch Remote - Pony Interior - LH
- MA18439** 65-66 Door Latch Remote - Pony Interior - RH
- MA18440** 67-68 Door Latch Remote - LH
- MA18441** 67-68 Door Latch Remote



#MA14806

WINDOW RUN CHANNELS

- MA14806** 64-66 Window Run Channels - Front Vertical
- MA14809** 67-68 Window Run Channels - Front Vertical - LH
- MA14810** 67-68 Window Run Channels - Front Vertical - RH
- MA14807** 69-70 Window Run Channels - Front Vertical - LH
- MA14808** 69-70 Window Run Channels - Front Vertical - RH
- MA14811** 67-68 Window Run Inserts - Front Vertical
- MA14812** 64-66 Window Run Repair Kit - Rear Vertical

DOOR WATERSHIELDS

Insulate your interior with a protective barrier against the elements. Door Watershields are precision cut for a perfect fit & easy installation.

- MA11804** 64-66 Door Watershields - Convertible
- MA11807** 67-68 Door Watershields - Convertible
- MA13430** 69-70 Door Watershields - Convertible
- MA13445** 71-73 Door Watershields - Convertible
- MA11803** 64-66 Door Watershields - Coupe
- MA11806** 67-68 Door Watershields - Coupe
- MA13429** 69-70 Door Watershields - Coupe
- MA13444** 71-73 Door Watershields - Coupe
- MA11805** 65-66 Door Watershields - Fastback
- MA11808** 67-68 Door Watershields - Fastback
- MA13431** 69-70 Door Watershields - Fastback
- MA13446** 71-73 Door Watershields - Fastback



#MA15709



#MA12931




#MA13928



#MA15710



#MA18101



#MA18102



#MA18103

DOOR WINDOW REGULATORS

- MA15715** 64-66 Window Regulator - LH - Universal
- MA15712** 64-66 Window Regulator - RH - Universal
- MA15713** 64-65 Window Regulator - LH - 65 Early
- MA15710** 64-65 Window Regulator - RH - 65 Early
- MA15714** 65-66 Window Regulator - LH - 65 Late
- MA15711** 65-66 Window Regulator - RH - 65 Late
- MA15709** 67 Window Regulator - LH
- MA15708** 67 Window Regulator - RH
- MA15707** 68 Window Regulator - LH
- MA15706** 68 Window Regulator - RH
- MA12820** 69 Window Regulator - LH
- MA12819** 69 Window Regulator - RH
- MA12932** 70 Window Regulator - LH
- MA12931** 70 Window Regulator - RH
- MA18624** 71-73 Window Regulator - LH
- MA18625** 71-73 Window Regulator - RH
- MA18626** 64-66 Window Regulator Scissors - LH
- MA18627** 64-66 Window Regulator Scissors - RH
- MA15716** 65-67 Rear Quarter Window Regulator - LH
- MA15717** 65-67 Rear Quarter Window Regulator - RH
- MA13928** 68 Rear Quarter Window Regulator - LH
- MA13929** 68 Rear Quarter Window Regulator - RH
- MA13930** 69-70 Rear Quarter Window Regulator - LH
- MA13931** 69-70 Rear Quarter Window Regulator - RH
- MA18622** 71-73 Rear Quarter Window Regulator - LH
- MA18623** 71-73 Rear Quarter Window Regulator - RH

DRIP RAIL MOLDINGS

- MA18100** 64-65 Drip Rail Moldings - Coupe
- MA18101** 65-66 Drip Rail Moldings - Fastback
- MA18102** 67-68 Drip Rail Moldings - w/ Vinyl - Fastback
- MA18103** 67-68 Drip Rail Moldings - w/o Vinyl - Fastback
- MA18105** 69-70 Drip Rail Moldings - Coupe
- MA18104** 69-70 Drip Rail Moldings - Fastback
- MA18106** 69-70 Drip Rail Molding Joint Covers - Fastback



#MA12099

DOOR EDGE GUARDS/PROTECTORS - STAINLESS STEEL

These rust-resistant Stainless Steel Door Edge Guards will protect your paint from chips and scratches.

- MA12096** 64-66 Door Edge Guards / Protectors - pr
- MA12097** 67-68 Door Edge Guards / Protectors - pr
- MA12099** 71-73 Door Edge Guards / Protectors - pr
- MA18442** 69-70 Door Edge Guard Moulding
- MA18443** 71-73 Door Edge Guard Moulding

EMBLEMS



#MA10415



#MA15118



#MA12448



#MA13755



#MA15112



#MA15115



#MA15137



#MA10542



#MA15132



#MA15116

FENDER EMBLEMS

- MA10214** 64-65 260 Fender Emblem
- MA10191** 64-66 289 Fender Emblem
- MA15112** 64-66 302 Fender Emblem
- MA15113** 64-66 347 Fender Emblem
- MA15114** 64-66 351 Fender Emblem
- MA15115** 64-66 5.0 Fender Emblem
- MA10888** 68 California Special Quarter Panel Emblem
- MA15133** 64-73 Cobra Fender Emblem - LH
- MA15134** 64-73 Cobra Fender Emblem - RH
- MA13758** 68 Cobra Fender Emblem
- MA15132** 68-70 Cobra Emblem - Fender & Roof
- MA15130** 69 Cobra Fender Emblem - LH
- MA15131** 69 Cobra Fender Emblem - RH
- MA15135** 68 Cobra Jet 428 Fender Emblem
- MA15137** 69-70 Cobra Jet 428 Fender Emblem
- MA12448** 65 GT Fender Emblem
- MA15119** 66 GT Fender Emblem
- MA12625** 67 GT Fender Emblem - 4 Speed
- MA10415** 68 GT Fender Emblem
- MA10410** 67 GTA Fender Emblem
- MA13755** 67 GT 350 Fender Emblem
- MA13756** 67 GT 500 Fender Emblem
- MA15116** 64-66 High Output Fender Emblem
- MA10275** 65-66 High Performance Fender Emblem
- MA11200** 70 Mach 1 Rocker Molding Emblem - 5 pc
- MA15120** 64-65 Mustang Script Fender Emb. - 4.5" 65 Early
- MA11634** 65-66 Mustang Script Fender Emblem - 65 Late
- MA10270** 65-66 Mustang Script Fender Emblem - 2+2
- MA10519** 68 Mustang Script Fender Emblem
- MA10542** 69-73 Mustang Script Emblem - Fender & Trunk
- MA15118** 64-73 Powered by Ford Fender Emblem
- MA15136** 69-70 Shelby Fender Emblem



#MA15136



#MA15134



#MA15120



#MA15158



#MA15160



SEAT BELT EMBLEMS

- MA15158** 67 Shelby Cobra Seat Belt Emblems
- MA15159** 68 Shelby Cobra Seat Belt Emblems
- MA15160** 69-70 Shelby Cobra Seat Belt Emblems



#MA15121



#MA15100



#MA15124



#MA15123



#MA10446



#MA12719

EMBLEM KITS

Each kit contains every exterior emblem of your model Mustang. Barrel clips included.

- MA12485** 65-66 Emblem Kit - 6 Cylinder - Coupe & Conv
- MA12522** 65-66 Emblem Kit - 8 Cylinder - Coupe & Conv
- MA15100** 65-66 Emblem Kit - 6 Cylinder - Fastback
- MA12519** 65-66 Emblem Kit - 8 Cylinder - Fastback
- MA12521** 65 Emblem Kit - GT
- MA12589** 66 Emblem Kit - GT
- MA15101** 67 Emblem Kit - 6 Cylinder
- MA15102** 67 Emblem Kit - 289, 8 Cylinder
- MA15103** 67 Emblem Kit - 302, 8 Cylinder
- MA15104** 67 Emblem Kit - 390, 8 Cylinder
- MA15105** 67 Emblem Kit - GT w/ 4 Speed
- MA15106** 67 Emblem Kit - GT w/ Automatic
- MA15107** 68 Emblem Kit - 200, 6 Cylinder
- MA15108** 68 Emblem Kit - 289, 8 Cylinder
- MA15109** 68 Emblem Kit - 302, 8 Cylinder
- MA15110** 68 Emblem Kit - 390, 8 Cylinder
- MA12730** 68 Emblem Kit - GT
- MA15111** 69-72 Emblem Kit - ALL

RUNNING HORSE FENDER EMBLEMS

- MA10277** 64-68 Running Horse Fender Emblem - LH 64-66 - 67-68 6 Cylinder
- MA10276** 64-68 Running Horse Fender Emblem - RH 64-66 ALL - 67-68 6 Cylinder
- MA15121** 64-68 Running Horse Fender Emblem - 64-66 ALL - 67-68 6 Cylinder - Stick-on
- MA15122** 65-68 4.6 Running Horse Fender Emblem - LH
- MA15123** 65-68 4.6 Running Horse Fender Emblem - RH
- MA15124** 65-68 5.0 Running Horse Fender Emblem - LH
- MA10447** 67-68 289 Running Horse Fender Emblem - LH
- MA10446** 67-68 289 Running Horse Fender Emblem - RH
- MA15128** 67-68 351 Running Horse Fender Emblem - LH
- MA15129** 67-68 351 Running Horse Fender Emblem - RH
- MA12631** 67-68 390 Running Horse Emblem - LH
- MA12630** 67-68 390 Running Horse Emblem - RH
- MA12719** 68 302 Running Horse Fender Emblem - LH
- MA12718** 68 302 Running Horse Fender Emblem - RH



TRUNK LETTERS

- MA10335** 65-72 Mustang Trunk & Fender Letters - Pin Style Fastener
- MA12520** 65-72 Mustang Trunk & Fender Letters - Stick-on
- MA15148** 70 Mach 1 Trunk Letters



#MA15142



Stick-on Style



#MA15182



#MA15168



#MA12810



#MA15157



#MA11293



#MA15166



#MA10544



#MA15167



#MA15169



#MA15147



#MA12791

DOOR PANEL EMBLEMS

MA15157 69-70 Running Horse Door Panel Emblems - 69 ALL, 70 Deluxe

HOOD LETTERS & EMBLEMS

MA10204 64-66 Ford Hood Letters - Pin Style Fastener
MA15142 64-66 Ford Hood Letters - Stick-on
MA15143 67 Ford Hood Letters - Pin Style Fastener
MA15144 67 Ford Hood Letters - Stick-on
MA15145 68-70 Shelby Hood Letters - Pin Style Fastener
MA15146 68-70 Shelby Hood Letters - Stick-on
MA12779 69 351 Hood Scoop Emblem
MA10543 69 428 Hood Scoop Emblem
MA12780 69-70 390 Hood Scoop Emblem
MA10544 69-70 Cobra Jet Hood Scoop Emblem

ROOF EMBLEMS

MA12809 69-70 Coiled Snake Roof Side Emblem
MA12810 69 Fastback Roof Side Pillar Pony Ornaments
MA15147 69-70 Shelby Roof Side Emblem

GAS CAP EMBLEMS

MA15182 67 GT 350 Gas Cap Emblem
MA15183 67 GT 500 Gas Cap Emblem
MA15184 68 GT 350/500 Gas Cap Emblem
MA15185 68 GT 500KR Gas Cap Emblem

STEERING WHEEL EMBLEMS

MA11293 67 Running Horse Steering Wheel Emblem
MA15166 68 Running Horse Steering Wheel Emblem
MA12791 69-73 Running Horse Steering Wheel Emblem - 2 Spoke Wheel
MA15167 69 Running Horse St. Wheel Emb. - 3 Spk Wheel
MA15168 70 Running Horse St. Wheel Emb. - 3 Spk Wheel
MA15169 69-70 Shelby Cobra Steering Wheel Emblem



#MA10574



#MA10654



#MA15141



#MA15139

GRILLE EMBLEMS

- MA15138** 66 Running Horse Grille Emblem
- MA15139** 67 Shelby GT350 Emblem - Grille, Dash or Deck
- MA15140** 67 Shelby GT500 Emblem - Grille, Dash or Deck
- MA10574** 69 Running Horse Grille Emblem
- MA15141** 69-70 Shelby Grille Emblem
- MA12937** 70 Horse Grille Emblem
- MA10654** 70 Running Horse Grille Emblem
- MA13010** 71-72 Corral Grille Emblem - Standard
- MA10669** 71-72 Running Horse Grille Emblem - Standard
- MA10670** 71-73 Running Horse w/ Tri-Bar Grille Emblem - Mach 1



#MA15149



#MA11921



#MA14428



#MA15156



#MA15161



#MA15162



#MA15150



#MA15155

DASH & GLOVE BOX EMBLEMS

- MA15161** 64-65 Running Horse Glove Box Emblem - Curved
- MA15162** 65-66 Running Horse Glove Box Emblem - Flat
- MA10418** 67-68 Running Horse Dash Emblem - 7/8" x 3/8"
- MA11921** 67-68 Running Horse Tri-Bar Dash Panel Emblem w/o Base
- MA14427** 67-68 Running Horse Dash Emblem Base
- MA14428** 67-68 Running Horse Tri-Bar Dash Panel Emblem w/ Base
- MA15156** 68 Cobra Jet Dash Panel Emblem
- MA15154** 69-70 Cobra GT350 Dash Panel Emblem Insert
- MA15155** 69-70 Cobra GT500 Dash Panel Emblem Insert
- MA15149** 69-70 Dash Panel Outer Chrome Bezel for Emblems
- MA15152** 69-70 Grande Dash Panel Emblem Insert
- MA15150** 69-70 Mach 1 Dash Panel Emblem Insert
- MA15151** 69-70 Mustang Dash Panel Emblem Insert
- MA15153** 71-73 Mustang Dash Panel Emblem Insert



ENGINE MOUNTING FASTENER KITS

Kit includes: engine insulator to block bolts/nuts, engine body brackets bolts/nuts & engine insulator to body/bracket bolts.

- MA17767** 65 Engine Mounting Kit - 170/200 - 20 pc
- MA17768** 65 Engine Mounting Kit - 260/289 - 28 pc
- MA17770** 66 Engine Mounting Kit - 170/200 - 20 pc
- MA17772** 67-68 Engine Mounting Kit - 200 - 30 pc
- MA17774** 67-68 Engine Mounting Kit - 390/428 - 34 pc
- MA17776** 69-70 Engine Mounting Kit - 200/250 - 26 pc
- MA17779** 69 Engine Mounting Kit - Boss 429 - 26 pc
- MA17780** 70 Engine Mounting Kit - 302/351 - 20 pc
- MA17781** 70 Engine Mounting Kit - 428 - 26 pc
- MA17782** 70 Engine Mounting Kit - Boss 429 - 26 pc
- MA17783** 71-73 Engine Mounting Kit - 250 - 22 pc
- MA17784** 71-73 Engine Mounting Kit - 302/351 - 24 pc
- MA17785** 71-73 Engine Mounting Kit - 429 - 30 pc

ENGINE MOUNTING FASTENER KITS - SHELBY

Kit includes: engine insulator to block bolts/nuts, engine body brackets bolts/nuts & engine insulator to body/bracket bolts.

- MA17769** 65 Engine Mounting Kit - Shelby 289 HP - 28 pc
- MA17771** 66 Engine Mounting Kit - Shelby 289 HP - 26 pc
- MA17773** 67 Engine Mntg. Kit - Shelby - 289 HP - 26 pc
- MA17775** 68 Engine Mntg. Kit - Shelby - 289/302 - 22 pc
- MA17777** 69 Engine Mntg. Kit - Shelby - 302/351 - 22 pc
- MA17778** 69 Engine Mntg. Kit - Shelby - 390/428 - 28 pc

CRANKSHAFT

- MA14761** 64-68 Crankshaft Damper - 289ci - Exc. Hi-Po
- MA14762** 64-70 Crankshaft Damper - 170/200ci - 3 Bolt
- MA14763** 67 Crankshaft Damper - 390ci
- MA14764** 68 Crankshaft Damper - 302ci - 3 Bolt
- MA14765** 69-70 Crankshaft Damper - 351W - 3 Bolt
- MA14766** 69-73 Crankshaft Damper - 302ci - 3 Bolt
- MA14767** 70-73 Crankshaft Damper - 302ci - 4 Bolt
- MA14768** 64-67 Crank Pulley - 3 Groove - 289 w/ AC & PS
- MA14769** 64-67 Crank Pulley - 1 Groove - 289ci - 6 1/4"
- MA14770** 64-67 Crank Pulley - 1 Groove - 200ci w/ AC & PS
- MA14771** 64-67 Crank Pulley - 2 Groove - 289ci w/ PS

VALVE COVER

- MA16321** 64-65 Valve Cover Bolts - V8 - Allen - SS - 36 pc
- MA16322** 64-65 Valve Cover Bolts - V8 - Hex - SS - 36 pc
- MA16323** 64-65 Valve Cover Bolts - V8 - Hex - 24 pc
- MA18794** 64-66 Valve Covers - Polished Chrome



ENGINE MOUNT BRACKETS

- MA14772** 64-65 Engine Mount Brackets - 289ci - Upper
- MA14773** 64-65 Engine Mount Brackets - 260/289 - Lower
- MA14774** 65-70 Engine Mount Brackets - V8 - Exc. 67
- MA14776** 67 Engine Mount Brackets - Small Block - V8
- MA14777** 67-70 Engine Mount Brackets - Big Block - V8



#MA15200



#MA15201



#MA12398



#MA15203

VOLTAGE REGULATOR

- MA12398** 65-67 Voltage Reg. - Yellow on Blue Autolite logo
- MA15200** 65 Voltage Regulator - w/ AC or Power Top, Yellow on Black Autolite logo
- MA14239** 65-67 Voltage Reg. - Silver on Black Autolite logo
- MA14252** 68-70 Voltage Reg. - Yellow on Blue Autolite logo
- MA14262** 70-71 Voltage Reg. - Silver on Blue Autolite logo
- MA15201** 71-72 Voltage Reg. - Silver on Blue Autolite logo
- MA15202** 72-73 Voltage Reg. - Yellow on Blue Autolite logo
- MA15203** 65-73 Voltage Regulator - Replacement
- MA16635** 65 Voltage Regulator - Radio Suppressor
- MA16636** 66 Voltage Regulator - Radio Suppressor
- MA16637** 67-71 Voltage Regulator - Radio Suppressor
- MA16633** 65-67 Voltage Regulator Mount Kit - 3 pc
- MA16634** 68 Voltage Regulator Mount Kit - 3 pc



#MA16761

DISTRIBUTORS - NEW & REBUILT

- MA16761** 64-73 Distributor - New - 260/289/302 - Dual
- MA16762** 64-73 Distributor - New - 260/289/302 - Single
- MA16763** 67-70 Distributor - New - 390/428 - Single
- MA16764** 69-70 Distributor - New - 351W - Single
- MA16765** 70-73 Distributor - New - 351c / 429 - Single
- MA16750** 64-67 Distributor - Rebuilt - 170/200 - w/o EM
- MA16751** 64-73 Distributor - Rebuilt - 170/200/250
- MA16752** 64-73 Distributor - Rebuilt - 260/289/302 - Dual
- MA16753** 64-73 Distributor - Rebuilt - 260/289/302 - Single
- MA16754** 67-70 Distributor - Rebuilt - 390/428 - Dual
- MA16755** 67-70 Distributor - Rebuilt - 390/428 - Single
- MA16756** 68-73 Distributor - Rebuilt - 200/250 - Dual
- MA16757** 69-70 Distributor - Rebuilt - 351W - Dual
- MA16758** 69-70 Distributor - Rebuilt - 351W - Single
- MA16759** 70-73 Distributor - Rebuilt - 351c / 429 - Dual
- MA16760** 70-73 Distributor - Rebuilt - 351c / 429 - Single



#MA16767



#MA16768

SMOG PUMPS

- MA16766** 66-67 Smog Pump - Rebuilt - 200ci - Exc. Intake
- MA16767** 66-67 Smog Pump - Rebuilt - 200ci - Intake Type
- MA16768** 67 Smog Pump - Rebuilt - 289/390 - Exc. Intake
- MA16769** 67 Smog Pump - Rebuilt - 289/390 - Intake Type
- MA16770** 68-73 Smog Pump - Rebuilt - w/o Check Valve



#MA14756



#MA14758

ALTERNATOR

- MA14756** 64-69 Alternator Brkts - 289/302/351W - Chrome
- MA14757** 64-69 Alternator Brkts - 289/302/351W - Black
- MA14758** 69 Alternator Mounting Bracket - 351W
- MA14759** 64-73 Alternator Mount Kit - Bolts / Spacer



#MA16222

DISTRIBUTOR VACUUM LINES

Lines supply intake vacuum to the distributor for timing control.

- MA16216** 64-65 Distributor Vacuum Line - 170 6 Cylinder
- MA16218** 64-67 Distributor Vacuum Line - 289 w/ 2 BBL
- MA16217** 64-67 Distributor Vacuum Line - 289 w/ 4 BBL - Exc Hi Performance
- MA16219** 66-68 Distributor Vacuum Line - 170 6 Cylinder
- MA16222** 64-67 Distributor Vacuum Line - SS - 289 w/ 2 BBL
- MA16221** 64-67 Distributor Vacuum Line - SS - 289 - w/ 4 BBL Exc Hi Performance
- MA16220** 64-65 Distributor Vacuum Line - SS - 170 6 Cylinder
- MA16223** 66-68 Distributor Vacuum Line - SS - 200 6 Cylinder



#MA15244



#MA13660

CARBURETOR

- MA15244** 64-67 Carburetor Spacer - 6 Cylinder
- MA15245** 65-69 Carb. Spacer - 4V 289 / 302 / 351W - w/Plug
- MA16862** 64-73 Carburetor Holdown Nuts - 4 pc

STARTER SOLENOID

- MA13660** 64-73 Starter Solenoid - Replacement
- MA16616** 64-73 Starter Solenoid Cable Brackets



#MA14722



#MA14720



#MA14740



#MA14744

OIL FILTERS

- MA14721** 67 Oil Filter - Autolite - White/Red w/ Star
- MA14722** 67-73 Oil Filter - Autolite - FL-1 - White
- MA14723** 67-73 Oil Filter - Autolite - FL-11 - White
- MA14719** 64-66 Oil Filter - Ford Rotunda - R1-A - Red
- MA14720** 64-66 Oil Filter - Ford Rotunda - R1-A - Gold
- MA16718** 64-73 Oil Filter - K&N



#MA11004



#MA16630

OIL PRESSURE SENDING UNITS

Gauge-style Oil Pressure Sending Units (MA12837 & MA16630) thread into the engine block as a direct replacement to make sure your oil pressure reading is accurate. Part number MA16630 includes the adapter (#MA16631) for use with 67-68 Mustangs.

- MA16393** 64-73 Oil Pressure Unit Repair Harness
- MA16394** 64-66 Oil Pressure Unit Repair Harness w/ Cover
- MA16631** 67-68 Oil Pressure Sending Unit Adaptor *
- MA11004** 64-70 Oil Pressure Sending Unit - 64-65 - w/ Warning Light 67-70 w/ Tach
- MA12837** 65-73 Oil Pressure Sending Unit - 65-66 & 69-73 - w/ Oil Pressure Gauge **
- MA16630** 67-68 Oil Pressure Sending Unit - w/o Tachometer - w/ Spade Connector

* Allows #MA12837 to be used on 67-68 Mustang.
 ** Can use on 67-68 with use of #MA16631.



OIL SYSTEM COMPONENTS

- MA16325** 68-73 Oil Cap Elbow Grommet
- MA14724** 64-67 Oil Dipstick - 170/200 - 6 Cylinder

OIL PAN

- MA14739** 64-70 Oil Pan - 170/200 - 6 Cylinder
- MA14740** 64-73 Oil Pan - 260/289/302ci - Blue
- MA14744** 64-73 Oil Pan - 260/289/302ci - Chrome
- MA14741** 67-70 Oil Pan - 390/427/428ci - Exc. CJ - Blue
- MA14745** 67-70 Oil Pan - 390/427/428ci - Exc. CJ - Chrome
- MA14742** 69-70 Oil Pan - 351W - Blue
- MA14746** 69-70 Oil Pan - 351W - Chrome
- MA14743** 70-73 Oil Pan - 351C / CJ / BOSS 351 - Blue
- MA14747** 70-73 Oil Pan - 351C / CJ / BOSS 351 - Chrome
- MA16328** 64-73 Oil Pan Drain Plug - Magentic
- MA16326** 64-73 Oil Pan Drain Plug w/ Gasket
- MA16327** 64-73 Oil Pan Drain Plug Gasket

SPARK PLUG

- MA18790** 65-73 Spark Plug Wire Separator - 8mm - Mounts on Valve Cover
- MA18791** 65-73 Spark Plug Wire Separator - 8mm - Floating

TIMING CHAIN

- MA18792** 65-73 Timing Chain Cover w/ Dip Hole
- MA18793** 65-73 Timing Chain Cover Pointer & Screw

ADDITIONAL ENGINE COMPONENTS

- MA16320** 64-73 Bell Housing to Engine Bolts - Manual Transmission - 12 pc
- MA16324** 64-68 Engine Breather Hose Clamps - 2 pc
- MA16329** 64-73 Engine Emissions Elbow Grommet
- MA16330** 64-73 PVC Valve Grommet - 6 Cyl. & 65-66 289ci





#MA18328



#MA18336



#MA18466



#MA18467

EXHAUST PIPES - X AND Y

- MA18466** 64-66 Exh. Y-Pipe - 2" - 260 & 289ci
- MA18510** 65-70 Exh. X-Pipe - 2" - 260/289/302ci
- MA18511** 65-70 Exh. X-Pipe - 2.25" - 260/289/302ci
- MA18467** 67 Exh. Y-Pipe - 2" - 289ci
- MA18468** 68-69 Exh. Y-Pipe - 2" - 289 & 302ci
- MA18470** 69-70 Exh. Y-Pipe - 2.25" - 351W ci
- MA18469** 70 Exh. Y-Pipe - 2" - 302ci
- MA18471** 70 Exh. Y-Pipe - 2.25" - 2V - 351C ci
- MA18472** 71-73 Exh. Y-Pipe - 2" - 302ci
- MA18473** 71-73 Exh. Y-Pipe - 2" - 351ci

EXHAUST PIPES - H

- MA18328** 64-70 Exhaust Pipe - 2" - H - 260/289/302ci
- MA18329** 64-70 Exhaust Pipe - 2.25" - H - 260/289/302ci
- MA18330** 65-67 Exhaust Pipe - 2" - H - 289ci Hi-Po
- MA18331** 65-67 Exhaust Pipe - 2.25" - H - 289ci Hi-Po
- MA18332** 67-68 Exhaust Pipe - 2" - H - 390 & 428ci
- MA18333** 67-68 Exhaust Pipe - 2.25" - H - 390 & 428ci
- MA18336** 68-69 Exhaust Pipe - 2.25" - H - 428ci Cobra Jet
- MA18337** 68-69 Exhaust Pipe - 2.50" - H - 428ci Cobra Jet
- MA18334** 69 Exhaust Pipe - 2" - H - 390 & 428ci
- MA18335** 69 Exhaust Pipe - 2.25" - H - 390 & 428ci
- MA18338** 69-70 Exhaust Pipe - 2.25" - H - 428ci Cobra Jet
- MA18340** 69-70 Exhaust Pipe - 2.25" - H - 351W
- MA18341** 69-70 Exhaust Pipe - 2.5" - H - Boss 302
- MA18342** 69-70 Exhaust Pipe - 2.25" - H - Boss 429 - OEM Style w/ Heat Tube
- MA18343** 69-70 Exhaust Pipe - 2.25" - H - Boss 429 - w/o Heat Tube
- MA18339** 70 Exhaust Pipe - 2.5" - H - 428ci Cobra Jet
- MA18344** 70 Exhaust Pipe - 2.25" - H - 351c - 2V
- MA18345** 70 Exhaust Pipe - 2.25" - H - 351c - 4V
- MA18346** 71 Exhaust Pipe - 2.5" - H - Boss 351
- MA18348** 71 Exhaust Pipe - 2.5" - H - 429ci
- MA18347** 71-73 Exhaust Pipe - 2" - H - 302ci
- MA18349** 71-73 Exhaust Pipe - 2.25" - H - 351c - 2V / 4V



#MA18475

EXHAUST INTERMEDIATE PIPE

- MA18474** 64-66 Exh. Intermediate Pipe - 1.75" - 6 Cylinder
- MA18475** 64-66 Exh. Intermediate Pipe - 2" - w/o Resonator - 260/289ci
- MA18476** 64-66 Exh. Intermediate Pipe - 2" - w/ Resonator - 260/289ci
- MA18484** 65-70 Exh. Intermediate Pipe - 2" - V8 - LH
- MA18485** 65-70 Exh. Intermediate Pipe - 2" - V8 - RH
- MA18477** 67 Exh. Intermediate Pipe - 1.75" - 200 MT
- MA18479** 67 Exh. Intermediate Pipe - 2" - 200/289ci
- MA18480** 68-70 Exh. Intermediate Pipe - 2" - 200/250ci
- MA18481** 68-70 Exh. Intermediate Pipe - 2.25" - V8
- MA18482** 71-73 Exh. Intermediate Pipe - 2" - 250ci
- MA18483** 71-73 Exh. Intermediate Pipe - 2.25" - V8

EXHAUST SYSTEMS - STOCK - SINGLE

- MA18350** 64-66 Exh. Sys - Single - 1.75" - 170 & 200ci
- MA18351** 64-66 Exh. Sys - Single - 2" - 260 & 289ci
- MA18352** 64-66 Exh. Sys - Single - 2" - 260 & 289ci - w/ Welded Resonator, Muffler & Tailpipe
- MA18353** 67 Exh. Sys - Single - 1.75" - 200ci - Manual
- MA18354** 67 Exh. Sys - Single - 2" - 200ci - Auto
- MA18455** 67 Exh. Sys. - Single - 2" - 289ci
- MA18456** 68-70 Exh. Sys. - Single - 2" - 200 & 250ci
- MA18457** 68-70 Exh. Sys. - Single - 2.25" - 289/302/351
- MA18458** 71-73 Exh. Sys. - Single - 2" - 250ci
- MA18459** 71-73 Exh. Sys. - Single - 2.25" - 302 & 351ci

SIDE EXHAUST SYSTEMS

- MA18300** 64-65 Side Exh. System - 289ci - 2" Shelby Style
- MA18301** 64-65 Side Exh. System - 289ci - 2.25" Shelby Style
- MA18302** 64-65 Side Exh. System - 289ci - 2.5" Shelby Style

#MA18486



EXHAUST TAILPIPE

- MA18486** 64-66 Exhaust Tailpipe - 1.75" - 170 / 200ci
- MA18487** 64-66 Exhaust Tailpipe - 2" - 260 / 289ci
- MA18493** 65-70 Exhaust Tailpipe - 2" - V8 - w/o Res. - LH
- MA18494** 65-70 Exhaust Tailpipe - 2" - V8 - w/o Res. - RH
- MA18495** 65-70 Exhaust Tailpipe - 2" - V8 - w/ Res. - LH
- MA18496** 65-70 Exhaust Tailpipe - 2" - V8 - w/ Res. - RH
- MA18488** 67 Exhaust Tailpipe - 2" - 200 / 289ci
- MA18497** 67-69 Exhaust Tailpipes - Dual 2" - V8 - Trans. Sys
- MA18498** 68-69 Exhaust Tailpipes - Dual 2.25" - 428 Trans
- MA18489** 68-70 Exhaust Tailpipe - 2" - 200 / 250ci
- MA18490** 68-70 Exhaust Tailpipe - 2.25" - 302 / 351ci
- MA18499** 69 Exhaust Tailpipes - Dual 2.25" Boss Trans
- MA18491** 71-73 Exhaust Tailpipe - 2" - 250ci
- MA18492** 71-73 Exhaust Tailpipe - 2.25" - 302/351ci

#MA18460



EXHAUST HEAD PIPES

- MA18460** 64-66 Exh. Head Pipe - 1.75" - 170 / 200ci
- MA18461** 67 Exh. Head Pipe - 1.75" - 200ci - Manual
- MA18462** 67 Exh. Head Pipe - 2" - 200ci - Auto
- MA18463** 68-70 Exh. Head Pipe - 2" - 200ci
- MA18464** 68-70 Exh. Head Pipe - 2" - 250ci
- MA18465** 71-73 Exh. Head Pipe - 2" - 250ci

#MA18304



EXHAUST SYSTEMS - STOCK - DUAL

- MA18303** 64-65 Exhaust System - 2" - 289ci HIPO - Dual Transverse
- MA18304** 65-66 Exhaust System - 2" - 289ci - w/ Non-Resonator pipes
- MA18305** 67-68 Exhaust System - 2" - 289ci - w/ Non-Resonator pipes
- MA18306** 65-66 Exhaust System - 289ci - GT & Shelby - w/ Resonator pipes
- MA18307** 65-66 Exhaust Sys. - 2.25" w/ Turbo Style Mufflers
- MA18308** 65-66 Exhaust Sys. - 2.25" w/ Turbo Style Mufflers - use with Stock Style Tip Extensions
- MA18309** 65-66 Exh. Sys. - 2.5" w/ Turbo Style Mufflers
- MA18310** 67-69 Exh. Sys. - 2" - V8 - Transverse - Exc. CJ
- MA18311** 67-69 Exh. Sys. - 2.25" - V8 - Transverse - Exc. CJ
- MA18312** 68-69 Exh. Sys. - 2.25" - 428 CJ - Transverse
- MA18313** 69 Exh. Sys. - 2.25" - Boss 302 & 429 - Trnvs
- MA18314** 69 Exh. Sys. - 2.25 / 2.5" - 351W - Transverse
- MA18315** 67-69 Exh. Sys. - 2.25" - V8 - w/ Turbo Mufflers
- MA18316** 70 Exh. Sys. - 2.25" - Boss 302 / 429ci
- MA18317** 67-69 Exh. Sys. - V8 - 2.5" w/ Turbo Mufflers
- MA18318** 70 Exh. Sys. - V8 - 2.25" w/ Turbo Mufflers
- MA18319** 70 Exh. Sys. - V8 - 2.5" w/ Turbo Mufflers
- MA18320** 70 Exh. Sys. - 2.25" - 351/428ci - Mach1
- MA18321** 70 Exh. Sys. - 2.25" - 351/428ci - Mach1
- MA18322** 70 Exh. Sys. - 2.25" - 351/428ci - Exc. Mach1
- MA18323** 71-73 Exh. Sys. - 2" - 302ci w/ Turbo Mufflers
- MA18324** 71-73 Exh. Sys. - 2.25" - 351/429 - w/ Turbo Mufflers
- MA18325** 71-73 Exh. Sys. - 2.25" - 351/429 w/ Turbo Mufflers - compatible with Mach Tips
- MA18326** 71 Exh. Sys. - 2.25" - 351/428ci - Exc. Mach1
- MA18327** 71-73 Exh. Sys. - 2.25" - 351/428ci - Mach1

#MA18704



EXHAUST COMPONENTS

- MA18703** 64-66 Exhaust Bracket - Upper Rear - Custom
- MA18701** 65-70 Exhaust Bracket - Upper Rear - GT - LH
- MA18702** 65-70 Exhaust Bracket - Upper Rear - GT - RH
- MA18704** 65-69 Exhaust Pipe Clamp - Original Style
- MA18705** 65-68 Exhaust Pipe Clamp - Replacement



#MA18682



#MA18683

EXHAUST HANGERS

- MA18680** 64-66 Exhaust Hanger Kit - V8 - Single 2"
- MA18683** 64-66 Exhaust Hanger Kit - 6 Cylinder
- MA18681** 65-66 Exhaust Hanger Kit - Dual 2"
- MA18682** 65-66 Exhaust Hanger Kit - Dual 2.25"
- MA18684** 67 Exhaust Hanger Kit - 6 Cylinder Single 1.75"
- MA18685** 67 Exhaust Hanger Kit - 6-8 Cylinder Single 2"
- MA18688** 67-69 Exhaust Hanger Kit - Dual 2" Orig. Tran. Muff
- MA18689** 67-69 Exhaust Hanger Kit - Dual 2.25" Orig. Tran
- MA18686** 68-70 Exhaust Hanger Kit - V8 Single 2"
- MA18687** 68-70 Exhaust Hanger Kit - Single 2.25"
- MA18690** 70 Exhaust Hanger Kit - Dual 2.25" Factory
- MA18691** 71-73 Exhaust Hanger Kit - Dual 2.25" OEM
- MA18692** 68 Exhaust Hanger - LH
- MA18693** 68 Exhaust Hanger - RH
- MA18694** 65-66 Exhaust Hanger - Dual LH or RH
- MA18699** 65-69 Exhaust Hanger - Dual Rear
- MA18696** 67-69 Exhaust Hanger - Dual LH
- MA18695** 67-69 Exhaust Hanger - Dual RH
- MA18698** 70-73 Exhaust Hanger - Dual LH
- MA18697** 70-73 Exhaust Hanger - Dual RH
- MA18700** 65-70 Exhaust Hanger Insulator - 2 required
- MA18706** 65-70 Exhaust Hanger Retainer

EXHAUST MANIFOLD DRESSING

One easy application restores your manifold to like-new appearance.

- MA19021** 64-73 Exhaust Manifold Dressing



#MA17160

EXHAUST TIPS

- MA17160** 67-69 Exhaust Tips - Original Finish - GT / Mach 1
- MA17161** 67-69 Exhaust Tips - Chrome - GT / Mach 1



EXHAUST BEZELS

- MA10304** 65-66 Exhaust Bezel - Rear Valance - GT
- MA16319** 65-66 Exhaust Bezel Nuts - GT - 6 pc



#MA18502



#MA18503

MUFFLER

- MA18500** 64-66 Muffler - 1.75" - 170/200ci - 6 Cylinder
- MA18501** 64-66 Muffler - 2" - 260/289ci - 8 Cylinder
- MA18502** 67 Muffler - 2" - 200/289ci
- MA18503** 67 Muffler - 1.75" w/ Welded Tailpipe - 200ci
- MA18504** 67 Muffler - 2" w/ Welded Tailpipe - 289ci
- MA18508** 67-69 Muffler - 2" - 289/302/351ci - 8 Cylinder
- MA18509** 67-69 Muffler - 2.25" - 289/302/351ci - 8 Cylinder
- MA18506** 68-73 Muffler - 2" - 200/250ci - 6 Cylinder
- MA18507** 68-73 Muffler - 2.25" - 289/302/351ci - 8 Cylinder



#MA17143



#MA17145

ROCKER PANEL MOLDING

- MA17143** 64-66 Rocker Panel Molding w/ Clips - LH
- MA17144** 64-66 Rocker Panel Molding w/ Clips - RH
- MA17145** 67-68 Rocker Panel Molding w/ Clips - LH
- MA17146** 67-68 Rocker Panel Molding w/ Clips - RH
- MA17148** 69 Rocker Panel Molding w/ Clips - RH
- MA17149** 64-66 Rocker Panel Molding End Clip



#MA12702



#MA10331

QUARTER PANEL TRIM

- MA18278** 64-65 Quarter Panel Ornament
- MA18279** 66 Quarter Panel Ornament
- MA18797** 68 Quarter Panel Ornament w/ Base - 4 pc
- MA18798** 69 Quarter Panel Ornament
- MA12702** 68 Quarter Panel Reflectors
- MA12713** 68 Quarter Panel Reflectors - 68 Early
- MA15225** 68 Quarter Panel Reflector Lens
- MA10331** 64-65 Quarter Panel Trim Ornaments - Rear



#MA16007



#MA16004



FULL FRAME RAIL

Manufactured in the USA utilizing USA steel. Correct gauge steel used as dictated by the products application for safety & strength. Laser cut & assembled using precision jigs for the perfect fit. Product's edges deburred for safety during installation & to enhance critical fitment. All product welds certified by an accredited independent lab using metallurgical analysis.

- MA16002** 64-68 Full Rear Frame Rail - w/ Torque Box - Convertible - LH
- MA16003** 64-68 Full Rear Frame Rail - w/ Torque Box - Convertible - RH
- MA16000** 64-68 Full Rear Frame Rail - w/ Torque Box - Coupe & Fastback - LH
- MA16001** 64-68 Full Rear Frame Rail - w/ Torque Box - Coupe & Fastback - RH
- MA16006** 69-70 Full Rear Frame Rail - w/ Torque Box - Convertible - LH
- MA16007** 69-70 Full Rear Frame Rail - w/ Torque Box - Convertible - RH
- MA16004** 69-70 Full Rear Frame Rail - w/ Torque Box - Coupe & Fastback - LH
- MA16005** 69-70 Full Rear Frame Rail - w/ Torque Box - Coupe & Fastback - RH
- MA16010** 71-73 Full Rear Frame Rail - w/ Torque Box - Convertible - LH
- MA16011** 71-73 Full Rear Frame Rail - w/ Torque Box - Convertible - RH
- MA16008** 71-73 Full Rear Frame Rail - w/ Torque Box - Coupe & Fastback - LH
- MA16009** 71-73 Full Rear Frame Rail - w/ Torque Box - Coupe & Fastback - RH



#MA16045



FRAME RAIL

- MA10917** 65-70 Frame Rail - Front Coupe & Fastbk - LH or RH
- MA16045** 64-68 Frame Rail End Section - 4 pc RR STD LH
- MA16046** 64-68 Frame Rail End Section - 4 pc RR STD RH
- MA16047** 69-70 Frame Rail End Section - 4 pc RR STD LH
- MA16048** 69-70 Frame Rail End Section - 4 pc RR STD RH
- MA16049** 69-70 Frame Rail End Section - 4 pc RR STD LH - Coupe / Fastback
- MA16050** 69-70 Frame Rail End Section - 4 pc RR STD RH - Coupe / Fastback
- MA16051** 71-73 Frame Rail End Section - 4 pc RR STD LH
- MA16052** 71-73 Frame Rail End Section - 4 pc RR STD RH
- MA11782** 64-69 Frame Rail Extension - Front LH
- MA11783** 64-69 Frame Rail Extension - Front RH
- MA11809** 64-69 Frame Rail Extension - Front Inner LH
- MA11655** 64-69 Frame Rail Extension - Front Inner RH
- MA13535** 64-69 Frame Rail Extension - Front Outer LH
- MA13536** 64-69 Frame Rail Extension - Front Outer RH
- MA18175** 64-70 Frame Rail - Rear - LH
- MA18176** 64-70 Frame Rail - Rear - RH
- MA11553** 64-68 Frame Rail End Section - Standard - LH
- MA11567** 64-68 Frame Rail End Section - Standard - RH

#MA10929



#MA10894



ADDITIONAL FRAME COMPONENTS

- MA18080** 65-66 Body Brackets Kit - Convertible
- MA18081** 67-68 Body Brackets Kit - Fastback - 42 pc
- MA10929** 65-66 Crossmember - Front
- MA10954** 67-70 Crossmember - Front
- MA10894** 64-73 Over the Axle Frame Rail
- MA10895** 65-73 Rear Axle Frame Mount - LH
- MA10896** 65-73 Rear Axle Frame Mount - RH
- MA18254** 65-70 Rear Seat Brackets - Fastback
- MA18257** 65-70 Transition Panel w/ Shock Mount
- MA18159** 64-66 Transmission Crossmember Brace
- MA18160** 67-70 Transmission Crossmember Brace



#MA16022



REAR TORQUE BOX

Manufactured in the USA utilizing USA steel. Correct gauge steel used as dictated by the products application for safety & strength. Laser cut & assembled using precision jigs for the perfect fit. Product's edges deburred for safety during installation & to enhance critical fitment. All product welds certified by an accredited independent lab using metallurgical analysis.

- MA16022** 64-68 Rear Torque Box - Convertible - LH
- MA16023** 64-68 Rear Torque Box - Convertible - RH
- MA16026** 69-70 Rear Torque Box - Convertible - LH
- MA16027** 69-70 Rear Torque Box - Convertible - RH
- MA16030** 71-73 Rear Torque Box - Convertible - LH
- MA16031** 71-73 Rear Torque Box - Convertible - RH
- MA16020** 64-68 Rear Torque Box - Coupe & Fastback - LH
- MA16021** 64-68 Rear Torque Box - Coupe & Fastback - RH
- MA16024** 69-70 Rear Torque Box - Coupe & Fastback - LH
- MA16025** 69-70 Rear Torque Box - Coupe & Fastback - RH
- MA16028** 71-73 Rear Torque Box - Coupe & Fastback - LH
- MA16029** 71-73 Rear Torque Box - Coupe & Fastback - RH



#MA10895



#MA18080



#MA14844

GAS TANK KITS

Kits include: Gas Tank, Sending Unit, Filler Neck, Filler Neck Hose, Filler Gasket, Filler Hose Clamps, Filler Neck Screws & Gas Tank Mounting Screws (where applicable).

1971-73 Kits include: Gas Tank Mounting Straps.

- MA14844** 64-66 Gas Tank Kit - 16 gallon
- MA14845** 67-68 Gas Tank Kit - 16 gallon
- MA14846** 69 Gas Tank Kit - 20 gallon
- MA14847** 70 Gas Tank Kit - 22 gallon
- MA14848** 71-73 Gas Tank Kit - 22 gallon - 429ci
- MA14849** 71-73 Gas Tank Kit - 22 gallon - 250 / 302 / 351ci



#MA13249

GAS TANKS

- MA15000** 64-68 Gas Tank - 16 Gallon w/o Drain Plug
- MA11838** 64-68 Gas Tank - 16 Gallon w/ Drain Plug
- MA15001** 69 Gas Tank - 20 Gallon w/o Drain Plug
- MA13249** 69 Gas Tank - 20 Gallon w/ Drain Plug
- MA13250** 70 Gas Tank - 22 Gal. w/o Evap. Emiss. w/ Drain
- MA15002** 70 Gas Tank - 22 Gal. w/o Evap. Emiss. w/o Drain
- MA13254** 71-73 Gas Tank - 20 Gallon w/o Drain Plug



#MA15010



#MA15014



#MA15022



#MA15003

GAS TANK COMPONENTS

- MA15010** 64-66 Gas Tank Filler Neck
- MA15011** 67-68 Gas Tank Filler Neck
- MA15012** 69 Gas Tank Filler Neck
- MA15013** 70 Gas Tank Filler Neck
- MA15017** 70-73 Gas Tank Filler Neck Screws - 5 pc
- MA15014** 64-67 Gas Tank Filler Neck Hose - 4" - All Black
- MA15213** 64-67 Gas Tank Filler Neck Hose- 4" - w/ Autolite
- MA15015** 65-70 Gas Tank Filler Neck Hose- 6" - All Black w/o CA Emissions
- MA15214** 68-70 Gas Tank Filler Neck Hose- 6" w/ Autolite logo - w/o CA Emissions
- MA15019** 64-70 Gas Tank Filler Hose Clamps - 2 pc
- MA15018** 64-73 Gas Tank Filler Neck to Taillight Panel Gasket
- MA15016** 65-69 Gas Tank Filler Neck Mounting Screws - 5 pc
- MA15020** 71-73 Gas Tank Filler Pipe to Trunk Seal
- MA15022** 71-73 Gas Tank to Filler Neck Seal
- MA15003** 71-73 Gas Tank Straps

GAS TANK MOUNTING KIT

- MA15023** 64-68 Gas Tank Mounting Kit - 12 pc
- MA16384** 67-68 Gas Tank Mounting Kit - 15 pc
- MA16385** 69-70 Gas Tank Mounting Kit - 11 pc
- MA16386** 71-73 Gas Tank Mounting Kit - 4 pc
- MA16387** 64-66 Gas Tank Mounting Kit w/ Sealer - 14 pc
- MA16388** 67-68 Gas Tank Mounting Kit w/ Sealer - 16 pc
- MA16389** 69-70 Gas Tank Mounting Kit w/ Sealer - 12 pc





#MA15180



#MA10409



#MA15173



#MA15170



#MA15181



#MA11718

GAS CAPS

- MA10378** 64 Gas Cap - w/o Cable
- MA15170** 65 Gas Cap - w/ Cable
- MA15180** 65-73 Gas Cap - Locking
- MA15171** 65 Gas Cap - T5
- MA10409** 66 Gas Cap - GT
- MA15179** 66 Gas Cap - Shelby GT 350
- MA12597** 66 Gas Cap - Standard
- MA10505** 67 Gas Cap - GT - Twist On
- MA15172** 67 Gas Cap - GT - Pop Open
- MA11715** 67 Gas Cap - Standard
- MA15173** 67 Gas Cap - Deluxe Pop Open
- MA15181** 67-68 Gas Cap - w/o Emblem
- MA11718** 68 Gas Cap - GT
- MA10530** 68 Gas Cap - Standard - Twist On
- MA15174** 68 Gas Cap - Deluxe Pop Open
- MA10855** 69 Gas Cap - Deluxe Pop Open
- MA12836** 69 Gas Cap - Standard - Twist On
- MA15175** 69 Gas Cap - GT
- MA12835** 70 Gas Cap - Non-Vented
- MA15176** 70 Gas Cap - Deluxe Pop Open
- MA13011** 71-73 Gas Cap - Vented w/o Cable
- MA15177** 71-73 Gas Cap - Vented w/ Cable
- MA15178** 71-73 Gas Cap - Mach 1
- MA16390** 64-68 Gas Cap Gasket
- MA16391** 67-70 Gas Cap Screws - Deluxe - Pop Open - 4 pc



#MA10531

GAS TANK SENDING UNITS

- MA15004** 64-68 Sending Unit - 5/16" Line w/o Low Gas Warn
- MA18608** 65-68 Sending Unit - 3/8" w/ Gasket
- MA10536** 69 Sending Unit - w/o Low Gas Warning
- MA12939** 70 Sending Unit - w/o Low Gas Warning
- MA10671** 71-73 Sending Unit - 250 6 Cyl., 302 & 351 V8
- MA10531** 71-73 Sending Unit - 3/8" Line w/o Low Gas Warning

SENDING UNIT COMPONENTS

- MA15007** 64-73 Sending Unit Brass Float
- MA15008** 64-67 Sending Unit Filter - 5/16" Tube
- MA15009** 67-73 Sending Unit Filter - 3/8" Tube
- MA12890** 64-73 Sending Unit Lock Ring
- MA15006** 64-73 Sending Unit O-Ring
- MA16392** 64-66 Sending Unit Wire Cover



#MA16725



#MA16729



#MA16720

FUEL PUMP

- MA16719** 64-65 Fuel Pump - 170 / 200 - 6 Cylinder
- MA16720** 64-65 Fuel Pump - 260 / 289 - 8 Cylinder
- MA16721** 66-67 Fuel Pump - 170 / 200 - 6 Cylinder
- MA16722** 66-67 Fuel Pump - 289ci - 8 Cylinder
- MA16724** 67 Fuel Pump - 390 - 8 Cylinder
- MA16729** 67-70 Fuel Pump - 428ci Cobra Jet
- MA16726** 68-69 Fuel Pump - 390ci - 8 Cylinder
- MA16723** 68-73 Fuel Pump - 289 / 302 / 351w
- MA16725** 68-73 Fuel Pump - 68-70 200ci - 69-73 250ci
- MA16727** 70-73 Fuel Pump - 351ci - 8 Cylinder
- MA16728** 71-73 Fuel Pump - 250ci - 6 Cylinder



#MA16736



#MA16735

FUEL FILTER

- MA16735** 64 Fuel Filter - 170 / 200 - 6 Cylinder
- MA16736** 64-65 Fuel Filter - Pump Mounted - 2" OD
- MA16737** 66-73 Fuel Filter - 5/16" Inlet 1/8" - 27" Out
- MA16738** 66 Fuel Filter - 289 V8 - 5/16" In - 1/2" Out
- MA16739** 67-73 Fuel Filter - 5/16" Inlet - 7/8" - 20" Out



#MA16137

PUMP TO CARB FUEL LINE - STAINLESS STEEL

Fuel Pump to carburetor lines connect the fuel pump to the carburetor. These lines are intended to work with factory pump, motor, intake & carburetor combinations. Made of upgraded stainless steel.

- MA16125** 64-65 170 & 200
- MA16128** 64-65 260/289 - Routed Behind Distributor
- MA16126** 64-65 260/289 - Routed Front of Distributor
- MA16127** 64-65 289 w/ 715 Holley Cam CFM Shelby
- MA16129** 66-67 6 Cylinder - 200
- MA16130** 66-67 Shelby GT35 w/ 715 CFM
- MA16131** 66-68 289 -2 or 4 BBL
- MA16134** 67 390 - 2 BBL
- MA16132** 67 390 - 4 BBL
- MA16133** 67 428 Shelby Dual Quad
- MA16135** 67 GT350 Shelby w/ Power Steering
- MA16136** 68-69 302 - 4 BBL
- MA16139** 68-70 6 Cylinder - 250
- MA16138** 68-70 302/351 - 2 BBL
- MA16137** 68-70 390/428 - 4 BBL - PI, CJ, SCJ
- MA16140** 69 351-4 BBL
- MA16141** 69-70 Boss 302
- MA16142** 69-70 Boss 429
- MA16146** 70-73 351 C - 2 BBL
- MA16143** 70-73 351 C - 4 BBL
- MA16144** 70-73 429 CJ w/ Spread Bore
- MA16145** 70-73 429 SCJ w/ Holley
- MA16147** 71-73 302 - 2 BBL

FUEL LINE GROMMETS

- MA16398** 64-67 Fuel Line Grommet - SB V8 - 5/16"
- MA16399** 64-67 Fuel Line Grommet - 3/8"
- MA16860** 71-73 Fuel Line Grommets - 3 pc




#MA16114



PUMP TO CARB FUEL LINE - CARBON STEEL

Fuel Pump to carburetor lines connect the fuel pump to the carburetor. These lines are intended to work with factory pump, motor, intake & carburetor combinations. Made of original style carbon steel.

- MA16102** 64-65 170 & 200
- MA16105** 64-65 260 & 289 - Routed Behind Dist
- MA16103** 64-65 260 or 289 - Routed Front Of Dist
- MA16104** 64-65 289 - w/ 715 Holley CFM - Shelby
- MA16108** 66-68 289 2 or 4 BBL
- MA16113** 68-69 302 4 BBL
- MA16115** 68-70 302/351 w/ 2BBL
- MA16124** 71-73 302 2 BBL
- MA16123** 70-73 351 C 2BBL
- MA16117** 69 351 w/ 4BBL
- MA16111** 67 390 2BBL
- MA16109** 67 390 4 BBL
- MA16114** 68-70 390/428 4 BBL - PI, CJ, SCJ
- MA16122** 70-73 426 SCJ w/ Holley
- MA16110** 67 428 - Shelby Dual Quad
- MA16121** 70-73 429 CJ w/ Spread Bore
- MA16116** 68-70 6 Cyl 250
- MA16106** 66-67 6 Cylinder 200
- MA16118** 69-70 Boss 302
- MA16119** 69-70 Boss 429
- MA16112** 67 GT350 Shelby w/ Power Steering
- MA16107** 66-67 Shelby GT350 w/ 715 CFM
- MA16120** 70-73 351C - 4 BBL



#MA15231

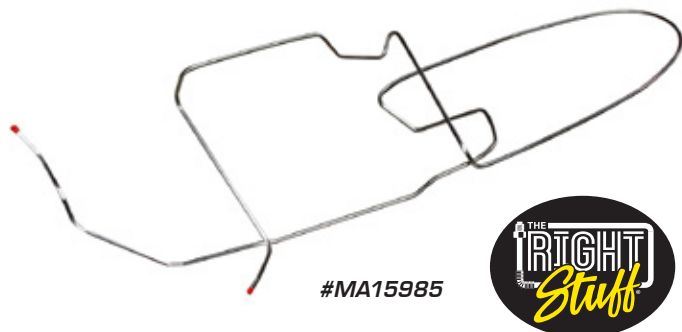
ACCELERATOR CABLES & COMPONENTS

- MA15229** 69 Accelerator Cable - V8 - 22 7/8"
- MA15230** 70 Accelerator Cable - V8 - 23 1/2"
- MA15231** 71-72 Accelerator Cable - V8 - 23 1/2"
- MA15232** 73 Accelerator Cable - V8 - 24"
- MA15235** 64-67 Accelerator Linkage Rod - V8 12 3/4"
- MA15233** 65-68 Accelerator Linkage Rod - V8 Manual
- MA15234** 66-68 Accelerator Linkage Rod - V8 Auto
- MA15237** 64-66 Accelerator Linkage Rod - 6 Cylinder
- MA15238** 67-68 Accelerator Linkage Rod - 6 Cylinder
- MA15236** 64-68 Accelerator Linkage Return Spring
- MA16396** 67-68 Accelerator Rod End Clips - 6 Cyl. - 4 pc
- MA16397** 64-68 Accelerator Rod End Clips - 8 Cyl
- MA16861** 64-66 Accelerator Rod Firewall Grommet
- MA16869** 64-66 Accelerator Linkage Retract Spring - 6 Cyl
- MA16870** 64-66 Accelerator Linkage Retract Spring - 8 Cyl

TANK TO PUMP FUEL LINES - CARBON STEEL

Main lines carry fuel from the tank in the rear of the car to the fuel pump or rail in the front. They are available in 3/8" & 5/16" tubing based on factory specs. Made of original style carbon steel.

- MA15962** 64-65 3/8"
- MA15961** 64-65 5/16" Main Fuel Line
- MA15960** 64-65 6 Cylinder
- MA15963** 65-66 6 Cylinder
- MA15964** 65-66 8 Cylinder
- MA15965** 65-66 R Model 3/8"
- MA15968** 67 6 Cylinder - Before 2/1/67
- MA15966** 67 8 Cylinder - Before 2/12/67
- MA15967** 67 8 Cylinder - After 2/12/67
- MA15969** 67 5/16" GT500 2 pc
- MA15971** 68 4 Speed Cobra Jet Only 2 pc
- MA15972** 68 8 Cyl - Except Cobra Jet - 4 Speed - 2 pc
- MA15973** 69 8 Cyl - 2 pc
- MA15970** 69-70 6 Cyl - After 2/1/67 - 2 pc
- MA15974** 70 8 Cyl - 2 pc
- MA15975** 71 3/8" Boss 351 2 pc
- MA15976** 71-73 3/8" Main Lines - 2 pc



#MA15985

TANK TO PUMP FUEL LINES - STAINLESS STEEL

Main lines carry fuel from the tank in the rear of the car to the fuel pump or rail in the front. They are available in 3/8" & 5/16" tubing based on factory specs. Made of upgraded stainless steel.

- MA15979** 64-65 3/8" Main Line
- MA15978** 64-65 5/16" Main Line
- MA15977** 64-65 6 Cylinder
- MA15980** 65-66 6 Cylinder
- MA15981** 65-66 8 Cylinder
- MA15982** 65-66 R - Model 3/8"
- MA15985** 67 6 Cylinder - Before 2/1/67
- MA15983** 67 8 Cylinder - Before 2/12/67
- MA15984** 67 8 Cylinder - After 2/12/67
- MA15986** 67 5/16" - GT500 - 2 pc
- MA15987** 67-70 6 Cylinder - After 2/1/67 - 2 pc
- MA15988** 68 4 Speed - CJ Only - 2 pc
- MA15989** 68 8 Cylinder - Exc. CJ 4 Spd - 2 pc
- MA15990** 69 8 Cylinder - 2 pc
- MA15991** 70 8 Cylinder - 2 pc
- MA15992** 71 3/8" - Boss 351 - 2 pc
- MA15993** 71-73 3/8" - Main Lines - 2 pc



#MA16150

#MA16152

HOLLEY CARBURETOR LINES - CARBON STEEL

These tubes join the two float bowls on the factory style Holley Carb.

- MA16148** 64-67 Holley Carb. Line - 715 CFM - Center Pivot
- MA16149** 67-69 Holley Carb. Line - 600 CFM - Center Pivot
- MA16150** 68-71 Holley Carb. Line - 700, 730, 735 & 780 CFM.

HOLLEY CARBURETOR LINES - STAINLESS STEEL

These tubes join the two float bowls on the factory style Holley Carb.

- MA16151** 64-67 Holley Carb. Line - 715 CFM - Center Pivot
- MA16152** 67-69 Holley Carb. Line - 600 CFM - Center Pivot
- MA16153** 68-71 Holley Carb. Line - 700, 730, 735 & 780 CFM

RETURN FUEL LINES

Available in both original carbon steel & stainless steel.

- MA15994** 71-73 Return Fuel Line - 3/16"
- MA15995** 71-73 Return Fuel Line - 3/16" - Stainless Steel

VAPOR FUEL LINES - CARBON STEEL

Emission control systems use these lines to handle fuel vapors. Made of original carbon steel.


- MA15996** 70 Vapor Fuel Line - 5/16"
- MA15997** 71 Vapor Fuel Line - 5/16" Boss 351
- MA15998** 71-73 Vapor Fuel Line - 5/16"

VAPOR FUEL LINES - STAINLESS STEEL


Emission control systems use these lines to handle fuel vapors. Made of upgraded stainless steel.

- MA15999** 70 Vapor Fuel Line - 5/16" - Stainless Steel
- MA16100** 71 Vapor Fuel Line - 5/16" - Boss 351 - SS
- MA16101** 71-73 Vapor Fuel Line - 5/16" - Stainless Steel

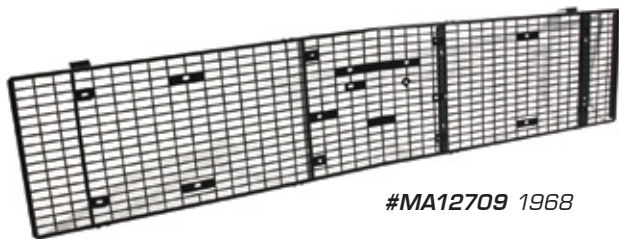





#MA10371 1964-65 GT



#MA17124 1967



#MA12709 1968



#MA12762 1969



#MA17118



#MA17122



#MA17115



#MA17119

GRILLE

- MA10371** 64-65 Grille - GT w/ Fog Lights
- MA12548** 65 Grille - Standard
- MA10403** 66 Grille
- MA17124** 67 Grille
- MA12709** 68 Grille
- MA12762** 69 Grille
- MA13031** 73 Grille - Mach1
- MA18795** 64-65 Grille Bars
- MA18612** 65 Grille Bar - Standard
- MA18796** 67 Grille Bars
- MA16359** 65 Grille Bar Mounting Kit - 6 pc
- MA16354** 67 Grille Bar & Corral Mounting Kit - 9 pc
- MA16362** 69 Grille Molding Mounting Kit - 24 pc
- MA16361** 73 Grille Molding Mounting Clips - 16 pc
- MA16346** 64-66 Grille Mounting Screws & Nuts - 16 pc
- MA16351** 67-68 Grille Mounting Screws & Nuts - 18 pc
- MA16350** 71-73 Grille Mounting Screw - 12 pc
- MA16357** 69 Grille Panel to Fender Extension Kit - 8 pc
- MA16348** 66 Grille Rivets - 12 pc
- MA16349** 66 Grille Rivets - Repair Set - 4 pc
- MA16347** 69-70 Grille Rivets - 5 pc

GRILLE MOLDINGS & COMPONENTS

- MA17115** 64-66 Grille Molding - Lower LH
- MA17116** 64-66 Grille Molding - Lower RH
- MA17117** 66 Grille Molding - Center Joint Cover
- MA17119** 67-68 Grille Molding - Outer LH
- MA17120** 67-68 Grille Molding - Outer RH
- MA17121** 67-68 Grille Molding - Center Joint Cover
- MA17122** 67-68 Grille Molding - Inner LH
- MA17123** 67-68 Grille Molding - Inner RH
- MA17118** 64-66 Grille Support - Lower
- MA15247** 71-72 Grille & Fender Molding - Outer LH
- MA15246** 71-72 Grille & Fender Molding - Outer RH
- MA18009** 71-72 Grille & Fender Molding - Outer LH - Paintable
- MA18008** 71-72 Grille & Fender Molding - Outer RH - Paintable
- MA15249** 73 Grille & Fender Molding - Outer LH
- MA15248** 73 Grille & Fender Molding - Outer RH
- MA16352** 66 Grille Corral Nuts - 4 pc
- MA16360** 66 Grille Light Bar Bracket Hardware - GT
- MA16355** 67-68 Grille Outer Molding Mounting Kit - 16 pc
- MA16356** 67-68 Grille Outer Molding Mounting Kit - 6 pc
- MA16358** 68 Grille Molding Hardware - Shelby - 52 pc
- MA16353** 69 Grille to Stone Guard Screws - 4 pc



#MA17852



#MA17853



#MA16400



#MA17839

HEATER COMPONENTS

- MA17852** 64-65 Ball Louver - w/ 2 Circles
- MA17853** 66 Ball Louver - w/ 1 Circle
- MA17836** 64-65 Blower Motor - Heater All w/ Gen 2 Speed
- MA17838** 65-70 Blower Motor - Heater
- MA17839** 67-73 Blower Motor - All w/ Factory Air
- MA18807** 64-65 Blower Motor - 2 Speed - 3 Wires
- MA18808** 65-68 Blower Motor - 3 Speed - 2 Wires
- MA17840** 64-66 EZ Slider Cable Set - 3 pc
- MA14751** 64-65 Heater Box Assembly - w/o Resist Hole
- MA14752** 65-66 Heater Box Assembly - w/o Resist Hole
- MA14753** 67-68 Heater Box Assembly - w/o AC Door Hinged
- MA14754** 69-70 Heater Box Assembly - w/ AC
- MA14755** 71-73 Heater Box Assembly - w/ AC
- MA18806** 65-68 Heater Box Clips - 4 pc
- MA14947** 67 Heater Control Assembly - w/ AC
- MA14948** 68 Heater Control Assembly - w/ AC
- MA14949** 67 Heater Control Knobs - w/ AC
- MA14950** 67 Heater Control Knobs - w/o AC
- MA14951** 68 Heater Control Knobs - w/ AC
- MA14952** 68 Heater Control Knobs - w/o AC
- MA18805** 69-70 Heater Control Knobs - 3 pc
- MA16833** 67 Heater Control Plate Insert
- MA16834** 68 Heater Control Plate Insert
- MA17916** 67 Heater Control Valve Bracket
- MA17915** 67-68 Heater Control Valve w/ Bracket
- MA17917** 69-73 Heater Control Valve w/ Bracket
- MA17868** 64-68 Heater Core - 64-65 All - 67-68 w/o AC
- MA16788** 69-73 Heater Core - w/ Air
- MA17869** 69-70 Heater Core - Non-Air
- MA17870** 71-78 Heater Core - Non-Air
- MA18804** 67 Heater Dash Plate w/o AC - Knobs - 4 pc
- MA16375** 64-73 Heater & Bypass Hose Clamp
- MA13315** 64-67 Heater Hose - 5/8" - 8 ft. w/ White Stripe - Not Dated
- MA13316** 68 Heater Hose - 5/8" - 8 ft. w/ Red Stripe - Dated H8C27A
- MA13317** 69 Heater Hose - 5/8" - 8' Long w/ Red Stripe - Dated H9D11A
- MA13318** 70 Heater Hose - 5/8" - 8' Long w/ Yellow Stripe - Dated HOD14A
- MA11907** 71-73 Heater Hose - 5/8" - 8 ft. w/ Yellow Stripe - Dated H1C17A
- MA17854** 64-68 Heater Plenum w/ Clamps & Screws

AIR CONDITIONING COMPONENTS

- MA17835** 64-65 AC Blower Motor
- MA17837** 65-66 AC Blower Motor w/ 3 Speed Motor
- MA16400** 64-66 AC Compressor w/o Clutch - New
- MA16401** 67-69 AC Compressor w/o Clutch - New
- MA16402** 70-73 AC Compressor w/o Clutch - New - for Dealer Installed Air
- MA16403** 70-73 AC Compressor w/o Clutch - New - for Factory Installed Air
- MA18800** 64-73 AC Compressor Tag - Metal
- MA18799** 68-70 AC Defroster Door Lever - Plastic
- MA17891** 67-73 AC Hose Fitting - Quick Disc - Male
- MA17892** 67-73 AC Hose Fitting - Quick Disc - Female
- MA17918** 65-69 AC Pulley - 3 Groove - 289 / 302
- MA18776** 67-73 AC Vacuum Actuator Motor
- MA18801** 65-66 Air Control Cable w/ Bracket
- MA18802** 67-68 Air Control Cable w/ Bracket
- MA18803** 71-73 Air Vent Duct - Flexible
- MA17861** 67-68 Hose Adapter - AC Louver to Hose
- MA17872** 64-66 Liquid Tube
- MA17873** 67-68 Liquid Tube w/ Sleeve
- MA17871** 64-66 Tube - 90 Degree



#MA17863

EVAPORATOR CORE

- MA17862** 64-65 Evaporator Core
- MA17863** 66 Evaporator Core
- MA17864** 67-68 Evaporator Core w/ Factory Air - Exc. 390
- MA17865** 69 Evaporator Core w/ Horiz. Tubes - 69E
- MA17866** 69-70 Evaporator Core w/ Diagonal Tubes - 69L
- MA17867** 71-73 Evaporator Core - All w/ Dealer Air





#MA17899



#MA17900



#MA17874



#MA17890

AC & HEATER SWITCHES

| | | |
|----------------|-------|---------------------------------------|
| MA17907 | 69-73 | AC Microswitch |
| MA17900 | 66 | Blower Switch - AC |
| MA17902 | 67 | Blower Switch - AC |
| MA17906 | 68 | Blower Switch - AC |
| MA17908 | 69-70 | Blower Switch - AC |
| MA17909 | 71-73 | Blower Switch - AC |
| MA17899 | 65-66 | Blower Switch - Heater only |
| MA17901 | 67 | Blower Switch - Heater only |
| MA17905 | 68 | Blower Switch - Heater only |
| MA17903 | 67-73 | Button Vacuum Switch |
| MA17898 | 64-66 | Clutch Brush Switch - York Compressor |
| MA17895 | 67-68 | Switch Kit - Binary |
| MA17896 | 67-68 | Switch Kit - Trinary |



#MA17805


AIR CONDITIONING FASTENER KITS

Fasteners are the correct style & grade to replace originals. Includes: fasteners for brush & holder assembly, compressor, idler pulleys, compressor bracket & braces and the compressor clutch.

| | | |
|----------------|-------|--------------------------------------|
| MA17803 | 65 | AC Fastener Kits - 170 / 200 - 35 pc |
| MA17804 | 65 | AC Fastener Kits - 289 - 23 pc |
| MA17806 | 66 | AC Fastener Kits - 289 - 22 pc |
| MA17805 | 66-67 | AC Fastener Kits - 200 - 32 pc |
| MA17807 | 67 | AC Fastener Kits - 289 - 23 pc |
| MA17808 | 67 | AC Fastener Kits - 390 / 428 - 25 pc |
| MA17809 | 68 | AC Fastener Kits - 200 - 16 pc |
| MA17810 | 68 | AC Fastener Kits - 289 / 302 - 23 pc |
| MA17811 | 68 | AC Fastener Kits - 390 / 428 - 26 pc |
| MA17812 | 69 | AC Fastener Kits - 200 / 250 - 18 pc |
| MA17813 | 69 | AC Fastener Kits - 302 / 351 - 23 pc |
| MA17814 | 69-70 | AC Fastener Kits - 390 / 428 - 27 pc |
| MA17817 | 70-71 | AC Fastener Kits - 429 - 27 pc |
| MA17815 | 70-73 | AC Fastener Kits - 200 / 250 - 18 pc |
| MA17816 | 70-73 | AC Fastener Kits - 302 / 351 - 27 pc |

HOSE ASSEMBLIES

| | | |
|----------------|-------|--|
| MA17874 | 64-66 | Hose Assembly - w/ Site Glass |
| MA17875 | 64-66 | Hose Assembly - 6 Cylinder - Discharge |
| MA17876 | 64-65 | Hose Assembly - 6 Cylinder - Suction |
| MA17877 | 64-66 | Hose Assembly - V8 - Discharge |
| MA17878 | 64-65 | Hose Assembly - V8 - Suction |
| MA17879 | 66 | Hose Assembly - 6 Cylinder - Suction |
| MA17880 | 66 | Hose Assembly - V8 - Suction |
| MA17881 | 67-68 | Hose Assembly - w/ Site Glass |
| MA17882 | 67-68 | Hose Assembly - V8 - Discharge |
| MA17885 | 67-68 | Hose Assembly - V8 - Suction |
| MA17883 | 67-68 | Hose Assembly - 6 Cylinder - Discharge |
| MA17884 | 67-68 | Hose Assembly - 6 Cylinder - Suction |
| MA17886 | 69-70 | Hose Assembly - w/ Site Glass |
| MA17887 | 69-70 | Hose Assembly - 6 Cylinder - Discharge |
| MA17889 | 69-70 | Hose Assembly - 6 Cylinder - Suction |
| MA17888 | 69-70 | Hose Assembly - V8 - Discharge |
| MA17890 | 69-70 | Hose Assembly - V8 - Suction |



#MA17844

CONDENSER

| | | |
|----------------|-------|---------------------------------|
| MA17841 | 64-66 | Condenser - Super Cool - HP |
| MA17842 | 67-68 | Condenser - Super Cool - HP |
| MA17843 | 69-70 | Condenser - Super Cool - HP |
| MA17844 | 64-66 | Condenser Kit - Super Cool - HP |
| MA17845 | 67-68 | Condenser Kit - Super Cool - HP |
| MA17846 | 69-70 | Condenser Kit - Super Cool - HP |



#MA17847

#MA17848

AC DRIER

- MA17847** 64-66 AC Drier
- MA17849** 67-68 AC Drier
- MA17850** 69-70 AC Drier
- MA17851** 71-73 AC Drier
- MA17848** 64-66 AC Drier Bracket Kit w/ Hardware



#MA17859

#MA17856

DEFROSTER

- MA17856** 64-65 Defrost Outlets w/ Clips - 6 pc
- MA17857** 64-70 Defrost Hose - Plastic
- MA17858** 64-70 Defrost Hose - Cloth
- MA17859** 67-68 Defrost Vent - Driver Side
- MA17860** 67-68 Defrost Vent - Passenger Side



#MA17911

#MA17910

EXPANSION VALVE

- MA17910** 65-72 Expansion Valve Insulation - Tacky Tape
- MA17911** 64-66 Expansion Valve - Factory Air
- MA17912** 67-68 Expansion Valve - All w/ Factory Air
- MA17913** 69-70 Expansion Valve - All w/ Factory Air
- MA17914** 71-73 Expansion Valve - All w/ Factory Air

SEE BODY PANELS FOR ACTUAL HOODS.



#MA10280



#MA17134



#MA14842



#MA17135

HOOD COMPONENTS

- MA15264** 71-73 Hood Air Scoops
- MA15265** 71-73 Hood Air Scoop Grilles
- MA17135** 64-73 Hood Bumpers - pair
- MA14840** 64-66 Hood Bumper Kit - Deluxe - 6 pc
- MA14841** 67-68 Hood Bumper Kit - Deluxe - 6 pc
- MA14842** 69-70 Hood Bumper Kit - Deluxe - 6 pc
- MA14843** 71-73 Hood Bumper Kit - Deluxe - 6 pc
- MA15262** 71-72 Hood & Grille Molding - Chrome
- MA15263** 71-73 Hood & Grille Molding - Paintable
- MA10280** 64-66 Hood Molding - Reproduction
- MA17130** 67-68 Hood Molding
- MA17131** 69 Hood Molding
- MA17132** 71-73 Hood Molding - Chrome
- MA17133** 71-73 Hood Molding - Paintable
- MA18664** 69-70 Hood Insulation - 1"
- MA18841** 67-68 Hood Turn Signal Housing & Grille Insert - LH
- MA18842** 67-68 Hood Turn Signal Housing & Grille Insert - RH
- MA17134** 67-67 Hood Turn Signal Grille





#MA15254

HOOD HINGES

- MA15253** 65-66 Hood Hinge - LH
- MA15252** 65-66 Hood Hinge - RH
- MA15255** 67-70 Hood Hinge - LH
- MA15254** 67-70 Hood Hinge - RH
- MA15257** 71-73 Hood Hinge - LH
- MA15256** 71-73 Hood Hinge - RH
- MA16646** 64-70 Hood Hinge Spring
- MA16647** 71-73 Hood Hinge Spring



#MA15258



#MA16650



#MA16648

HOOD LATCH

- MA15250** 67-68 Hood Latch Catch
- MA16652** 64-66 Hood Latch Catch & Pin
- MA15258** 65 Hood Latch & Release w/ Top Plate
- MA15259** 66 Hood Latch & Release w/ Top Plate
- MA15260** 67-68 Hood Latch & Release
- MA15261** 69-70 Hood Latch & Release
- MA16651** 71-72 Hood Latch & Release
- MA16648** 64-66 Hood Latch Support
- MA16649** 67-68 Hood Latch Support
- MA16650** 69-70 Hood Latch Support



#MA17920 1964-66

ACOUSTISHIELD HOOD INSULATION

Strong, High Temperature ABS Cover with HeatShield Insulation Panels Pre-Cut & Ready to Install. Manufactured to cover the structural ribs on the under side of the hood surface of your vehicle to give a clean, finished look to the engine compartment. Mounting Pins & Illustrated Instructions included.

- MA17919** 64-66 Hood Insulation - Acoustishield w/o Logo
- MA17920** 64-66 Hood Insulation - Acoustishield w/ Logo
- MA17921** 67-68 Hood Insulation - Acoustishield w/o Logo
- MA17923** 67-68 Hood Insulation - Acoustishield w/ Logo
- MA17922** 67-68 Hood Insulation - Acoustishield w/ Script
- MA17924** 69-70 Hood Insulation - Acoustishield w/o Logo
- MA17925** 69-70 Hood Insulation - Acoustishield w/ Logo
- MA17926** 71-73 Hood Insulation - Acoustishield w/o Logo
- MA17927** 71-73 Hood Insulation - Acoustishield w/ Logo



#MA17824

UNDERHOOD DETAILING KITS

Kits include: fasteners for battery hold-down, headlamp ground, heater box, horn mounting, starter solenoid, voltage regulator, washer bag, washer nozzles & washer pump.

- MA17824** 65 Underhood Detailing Kits - 31 pc
- MA17825** 66 Underhood Detailing Kits - 23 pc
- MA17826** 67 Underhood Detailing Kits - 33 pc
- MA17832** 67 Underhood Detailing Kits - Shelby - 37 pc
- MA17827** 68 Underhood Detailing Kits - 51 pc
- MA17833** 68 Underhood Detailing Kits - Shelby - 37 pc
- MA17828** 69 Underhood Detailing Kits - 42 pc
- MA17834** 69-70 Underhood Detailing Kits - Shelby - 44 pc
- MA17829** 70 Underhood Detailing Kits - 43 pc
- MA17830** 71 Underhood Detailing Kits - 28 pc
- MA17831** 72-73 Underhood Detailing Kits - 28 pc.



#MA12766



#MA16570



#MA16535



#MA16536



#MA12616



#MA16561



#MA10411



#MA16542

HEADLIGHT COMPONENTS

- MA16551** 64-66 Headlight Adjuster Kit - Replacement Style
- MA16552** 64-66 Headlight Adjuster Kit - Reproduction Style
- MA16553** 69 Headlight Adjusters
- MA16548** 64-66 Headlight Assembly Mounting Hardware Kit
- MA16549** 67-68 Headlight Assembly Mounting Hardware Kit
- MA16550** 69 Headlight Assembly Mntg Hardware Kit - 12 pc
- MA18837** 69 Headlight Assembly Mntg Hardware Kit - 34 pc
- MA18838** 70 Headlight Assembly Mntg Hardware Kit - 32 pc
- MA12895** 64-73 Headlight Dimmer Switch
- MA16564** 64-65 Headlight Knob & Rod - 1965 Early
- MA12766** 69-70 Headlight Knob & Rod
- MA18633** 70 Headlight Plate - LH
- MA18634** 70 Headlight Plate - RH
- MA16570** 64-65 Headlight Switch - 1965 Early
- MA10240** 65-68 Headlight Switch - 1965 Late
- MA12765** 69 Headlight Switch
- MA12904** 70 Headlight Switch
- MA16561** 71-72 Headlight Switch
- MA12407** 64-66 Headlight Switch Bezel
- MA12616** 67-68 Headlight Switch Bezel
- MA12764** 69-70 Headlight Switch Bezel
- MA18780** 69-70 Headlight Switch Bezel
- MA10241** 64-66 Headlight Switch Knob & Shaft
- MA10423** 67-68 Headlight Switch Knob & Shaft
- MA16567** 65-66 Headlight Switch Retaining Nut
- MA16568** 67-68 Headlight Switch Retaining Nut
- MA18787** 69-70 Headlight Switch Retaining Nut

HEADLIGHT BULBS, CUPS & RETAINING RINGS

- MA16535** 65-68 Headlight Bulb - 7"
- MA16537** 69 Headlight Bulb - High Beam
- MA16536** 69 Headlight Bulb - High / Low 5.75"
- MA12442** 64-66 Headlight Bulb Retain. Cup/ Bucket - LH or RH
- MA16541** 67-68 Headlight Bulb Retainer Cup/ Bucket - LH
- MA16540** 67-68 Headlight Bulb Retainer Cup/ Bucket - RH
- MA16543** 69 Headlight Bulb Retain. Cup/ Bucket - Inner LH
- MA16542** 69 Headlight Bulb Retain. Cup/ Bucket - Inner RH
- MA16545** 69 Headlight Bulb Retain. Cup/ Bucket - Outer LH
- MA16544** 69 Headlight Bulb Retain. Cup/ Bucket - Outer RH
- MA16547** 70 Headlight Bulb Retainer Cup/ Bucket - LH
- MA16546** 70 Headlight Bulb Retainer Cup/ Bucket - RH
- MA10677** 64-73 Headlight Bulb Retaining Ring - All Except 69
- MA10411** 69 Headlight Bulb Retaining Ring



#MA10242



#MA12760

HEADLIGHT DOORS

- MA10242** 65-66 Headlight Door - LH
- MA10243** 65-66 Headlight Door - RH
- MA15221** 67-68 Headlight Door - LH or RH - Chrome
- MA16559** 67-68 Headlight Doors - LH & RH - Chrome - pr
- MA16558** 67-68 Headlight Door - LH or RH - Primered
- MA12760** 69 Headlight Door - Outer LH or RH - Chrome
- MA16560** 69 Headlight Doors - Inner LH & RH - pr
- MA10646** 70 Headlight Doors - LH & RH
- MA10649** 70 Headlight Door - LH
- MA10650** 70 Headlight Door - RH
- MA18833** 71-72 Headlight Door - LH
- MA18834** 71-72 Headlight Door - RH


#MA10646



#MA12443



#MA12444



HEADLIGHT BUCKET

- MA18108** 70 Headlight Bucket Assembly Molding - LH
- MA18109** 70 Headlight Bucket Assembly Molding - RH
- MA18835** 65-66 Headlight Bucket - LH
- MA18836** 65-66 Headlight Bucket - RH
- MA18629** 69 Headlight Bucket - LH
- MA18630** 69 Headlight Bucket - RH
- MA18631** 70 Headlight Bucket - LH
- MA18632** 70 Headlight Bucket - RH
- MA18635** 71-73 Headlight Bucket - LH
- MA18636** 71-73 Headlight Bucket - RH
- MA18789** 71-73 Headlight Bucket - LH
- MA18788** 71-73 Headlight Bucket - RH
- MA12444** 64-66 Headlight Retainer Bucket Assembly - LH
- MA12443** 64-66 Headlight Retainer Bucket Assembly - RH
- MA12618** 67-68 Headlight Retainer Bucket Assembly - LH
- MA10424** 67-68 Headlight Retainer Bucket Assembly - RH
- MA16555** 69 Headlight Retainer Bucket Assembly - LH
- MA16554** 69 Headlight Retainer Bucket Assembly - RH
- MA16557** 70 Headlight Retainer Bucket Assembly - LH
- MA16556** 70 Headlight Retainer Bucket Assembly - RH



#MA15349



#MA15345



#MA15227



#MA15347

MARKER LIGHTS

- MA15228** 68 Side Marker Light Assembly - LH
- MA15227** 68 Side Marker Light Assembly - RH
- MA16594** 68 Side Marker Light Assemblies - pair
- MA18843** 68 Side Marker Light Assembly - LH or RH - 68 Early
- MA18845** 70 Side Marker Light Assembly - Front - LH
- MA18844** 70 Side Marker Light Assembly - Front - RH
- MA18849** 70 Side Marker Light Assembly - Rear - LH
- MA18848** 70 Side Marker Light Assembly - Rear - RH
- MA18847** 70 Side Marker Light Retainer - Front - LH
- MA18846** 70 Side Marker Light Retainer - Front - RH
- MA15344** 71-73 Side Marker Light - Front - LH
- MA15345** 71-73 Side Marker Light - Front - RH
- MA15348** 71-73 Side Marker Light - Rear - LH
- MA15349** 71-73 Side Marker Light - Rear - RH

MARKER LIGHT COMPONENTS

- MA10515** 68 Side Marker Light Bezel - LH or RH - 68E
- MA16585** 69 Side Marker Light Bezel - F or R - LH or RH
- MA16587** 70 Side Marker Light Bezel - Left Front
- MA16596** 70 Side Marker Light Bezel - Left Rear
- MA16586** 70 Side Marker Light Bezel - Right Front
- MA16595** 70 Side Marker Light Bezel - Right Rear
- MA15346** 71-73 Side Marker Light Bezel - Front - LH
- MA15347** 71-73 Side Marker Light Bezel - Front - RH
- MA15350** 71-73 Side Marker Light Bezel - Rear - LH
- MA15351** 71-73 Side Marker Light Bezel - Rear - RH
- MA16588** 71-73 Side Marker Light Bezels - Front - pair
- MA16589** 71-73 Side Marker Light Bezels - Rear - pair
- MA15352** 71-73 Side Marker Light Gasket - Rear - LH
- MA15353** 71-73 Side Marker Light Gasket - Rear - RH
- MA16590** 69 Side Marker Light Lens - Front - LH or RH
- MA16591** 69 Side Marker Light Lens - Rear - LH or RH
- MA10648** 70 Side Marker Light Lens - LH or RH
- MA12913** 70 Side Marker Light Lens - Front - LH
- MA12914** 70 Side Marker Light Lens - Front - RH



#MA13726



#MA13727



#MA10245



#MA11314



#MA11833



#MA13722



#MA15308



#MA15315

PARKING LIGHTS

- MA11833** 65-66 Parking Light Assembly - LH - Complete
- MA11834** 65-66 Parking Light Assembly - RH - Complete
- MA14333** 67-68 Parking Light Assembly - LH - Complete
- MA14334** 67-68 Parking Light Assembly - RH - Complete
- MA13727** 69 Parking Light Assembly - LH - Complete
- MA13728** 69 Parking Light Assembly - RH - Complete
- MA13722** 70 Parking Light Assembly - LH - Complete
- MA13723** 70 Parking Light Assembly - RH - Complete
- MA13725** 71-72 Parking Light Assembly - LH - Complete
- MA13726** 71-72 Parking Light Assembly - RH - Complete
- MA14336** 73 Parking Light Assembly - LH
- MA14335** 73 Parking Light Assembly - RH



#MA12712



#MA11885

PARKING LIGHT COMPONENTS

- MA15308** 65-66 Parking Light Housing & Harness - LH
- MA15309** 65-66 Parking Light Housing & Harness - RH
- MA15314** 67-68 Parking Light Housing / Bezel - LH
- MA15315** 67-68 Parking Light Housing / Bezel - RH
- MA18637** 70 Parking Light Housing - LH
- MA18638** 70 Parking Light Housing - RH
- MA15310** 65-66 Parking Light Lamp Pad - LH
- MA15311** 65-66 Parking Light Lamp Pad - RH
- MA10245** 65-66 Parking Light Lens & Gasket - LH or RH
- MA12712** 67-68 Parking Light Lens & Gasket - LH or RH
- MA11315** 69-70 Parking Light Lens - LH
- MA11314** 69-70 Parking Light Lens - RH
- MA15318** 71-72 Parking Light Lens - LH
- MA15319** 71-72 Parking Light Lens - RH
- MA14887** 64-66 Parking Light Lens - Clear LED
- MA14888** 64-66 Parking Light Lens - Amber LED
- MA15316** 69-70 Parking Light Lens Gasket - LH
- MA15317** 69-70 Parking Light Lens Gasket - RH
- MA15320** 71-72 Parking Light Lens Gasket - LH
- MA15321** 71-72 Parking Light Lens Gasket - RH
- MA10249** 65-66 Parking Light Retainer - LH
- MA10248** 65-66 Parking Light Retainer - RH
- MA15312** 67-68 Parking Light Retainer - LH
- MA15313** 67-68 Parking Light Retainer - RH
- MA11885** 67-68 Parking Light Socket & Bulb.



#MA10256



#MA10255

CONSOLE LIGHTS

- MA10256** 64-66 Console Light Lens
- MA10434** 67-68 Console Light Lens
- MA10255** 64-66 Console Rear Light Assembly
- MA16578** 67-68 Console Rear Light Assembly



#MA11320



#MA16579



#MA15325



#MA15326

INTERIOR LIGHTS

- MA11320** 65-68 Dome Light Assembly - Fastback Qrt Panel
- MA12371** 65-69 Dome Light Lens - Fastback Quarter Panel
- MA16572** 65-70 Dome Light Assembly
- MA10254** 65-73 Dimmer Switch Cover
- MA11322** 67-70 Dome Light Lens
- MA10577** 67-70 Dome Light Housing
- MA16579** 69-70 Dome Light Assembly - Fastback Qrt Panel
- MA16815** 69-73 Dash Light Bulb Socket
- MA16539** 70 Mach 1 Sport Light Switch
- MA11292** 71-73 Dome Light Housing
- MA12942** 71-73 Dome Light Lens



#MA15218



#MA10257



#MA15355

COURTESY LIGHTS

- MA15218** 65-70 Courtesy Light - Fastback - Replacement
- MA10257** 65-66 Door Courtesy Light
- MA15354** 69-70 Door Courtesy Light - LH
- MA15355** 69-70 Door Courtesy Light - RH
- MA15356** 65-69 Pillar Courtesy Light- Fastback
- MA15357** 70 Pillar Courtesy Light- Fastback
- MA15358** 67-70 Roof Courtesy Light Lens - Coupe
- MA15359** 67-70 Roof Courtesy Light Bezel - Coupe

OVERHEAD MAP LIGHT

- MA16580** 67-68 Overhead Map Light Switch Buttons
- MA16581** 67-68 Overhead Map Light Switches - w/o Buttons
- MA16582** 67-68 Overhead Map Light Switches & Buttons

FOG LIGHTS

- MA15325** 65-67 Fog Light Assembly
- MA10398** 65-67 Fog Light Assembly - Concours Correct
- MA10516** 68 Fog Light Assembly w/ Replac. Style Pigtail
- MA18609** 65 Fog Light Bars - Mustang GT
- MA18610** 66 Fog Light Bars - Mustang GT
- MA18611** 67 Fog Light Bars
- MA15326** 65-67 Fog Light Bezel
- MA12553** 65 Fog Light Brackets - Standard Grille
- MA14998** 65 Fog Light Brackets - GT Grille
- MA10408** 66 Fog Light Brackets
- MA11421** 67 Fog Light Brackets
- MA10528** 68 Fog Light Brackets
- MA16534** 64-69 Fog Light Bulb - Amber
- MA16533** 65-68 Fog Light Bulb - Clear
- MA10854** 65-68 Fog Light Bulb - Clear - Concours Correct
- MA13560** 64-65 Fog Light Wiring Conversion Kit
- MA13561** 66-67 Fog Light Wiring Conversion Kit
- MA13563** 68 Fog Light Wiring Conversion Kit



#MA12093



#MA12302

BACKUP LIGHTS

- MA12093** 65-66 Backup Light Assembly - LH
- MA12094** 65-66 Backup Light Assembly - RH
- MA12152** 67-68 Backup Light Assembly - LH
- MA12153** 67-68 Backup Light Assembly - RH
- MA12301** 69-70 Backup Light Assembly - LH
- MA12302** 69-70 Backup Light Assembly - RH
- MA15322** 65-66 Backup Light Housing & Harness - LH
- MA15323** 65-66 Backup Light Housing & Harness - RH
- MA10435** 67-68 Backup Light Housing & Harness - LH
- MA10436** 67-68 Backup Light Housing & Harness - RH
- MA10264** 65-66 Backup Light Lamp Pad - LH
- MA10265** 65-66 Backup Light Lamp Pad - RH
- MA11765** 67-70 Backup Light Lamp Pad - LH or RH
- MA10263** 65-66 Backup Light Lens & Gasket
- MA15324** 67-68 Backup Light Lens & Gasket
- MA12773** 69-70 Backup Light Lens & Gasket
- MA18832** 67-73 Backup Light Switch - 5 Speed

TAILLIGHTS

- MA15341** 71-73 Taillight Assembly - Complete w/o Bulb
- MA14404** 64-66 Taillight Bezel.....
- MA10432** 67 Taillight Bezel - Chrome - 3 required per Light
- MA16604** 67 Taillight Bezels - Satin Aluminum - Shelby.
- MA15331** 68 Taillight Bezel - Chrome - 3 required per Light
- MA12434** 68-70 Taillight Bezel - Chrome - Shelby & 68 CA Spc
- MA15337** 69 Taillight Bezel - Outer
- MA15338** 70 Taillight Bezel - LH
- MA15339** 70 Taillight Bezel - RH
- MA12910** 70 Taillight Bezel - LH - w/o Chrome - Boss
- MA12909** 70 Taillight Bezel - RH - w/o Chrome - Boss
- MA15217** 67-68 Taillight Bezel Gasket
- MA16605** 64-66 Taillight Bezel Screw Set - 8 pc - SS
- MA18850** 65-66 Taillight Grille
- MA15327** 64-66 Taillight Housing
- MA10430** 67-68 Taillight Housing
- MA10111** 69 Taillight Housing
- MA10112** 70 Taillight Housing
- MA15343** 71-73 Taillight Housing
- MA15330** 64-66 Taillight Housing Gasket
- MA10433** 67-68 Taillight Housing Gasket
- MA12767** 69 Taillight Housing Gasket
- MA16615** 67 Taillight Housings - Shelby - Plastic
- MA16606** 68 Taillight Housings - Shelby - Metal
- MA16607** 64-66 Taillight Housing Mounting Nut Set - 8 pc
- MA16608** 67-68 Taillight Housing Mounting Nut Set - 12 pc
- MA16611** 67-68 Taillight Housing Pad
- MA10539** 69 Taillight Housing Pad
- MA12911** 70 Taillight Housing Pad
- MA16612** 71-73 Taillight Housing Pad
- MA16609** 64-66 Taillight Housing Spacer Set - 8 pc
- MA15328** 64-66 Taillight Lens
- MA12612** 67 Taillight Lens - Shelby
- MA15332** 67-68 Taillight Lens
- MA12433** 68-70 Taillight Lens - Shelby & 68 CA Special
- MA15335** 69 Taillight Lens w/ Inner Molding
- MA15340** 70 Taillight Lens
- MA15342** 71-73 Taillight Lens
- MA15329** 64-66 Taillight Lens Gasket
- MA16614** 67 Taillight Lens Gasket - Shelby
- MA16613** 67-68 Taillight Lens Gasket
- MA12413** 68-70 Taillight Lens Gasket - Shelby & CA Special
- MA12768** 69 Taillight Lens Gasket
- MA15335** 69 Taillight Lens w/ Inner Moulding
- MA18657** 69 Taillight Lens Trim - 3 pc
- MA16610** 69-73 Taillight Retaining Bolt - All Except 1970



#MA15341



#MA15328



#MA15332



#MA15335




#MA15337



#MA15338



#MA14404



#MA10430



#MA10433



#MA15334



#MA11440

LICENSE LIGHTS

- MA16597** 64-73 License Light Lens
- MA15333** 64-66 License Plate Light
- MA11440** 67-68 License Plate Light
- MA15334** 69-73 License Plate Light



#MA16640




#MA16638

HOOD LIGHT

- MA16573** 67-68 Hood Turn Signal Light Assembly
- MA16575** 67-68 Hood Turn Signal Light Assembly - Seq. LED
- MA16574** 69-70 Hood Turn Signal Light Assembly
- MA16576** 69-70 Hood Turn Signal Light Assembly - Seq. LED
- MA16640** 67-68 Underhood Turn Signal Wiring Clips - ABS Plastic - 6 pc
- MA16638** 67-68 Underhood Turn Signal Wiring Clips - Black - 5 pc
- MA16639** 67-68 Underhood Turn Signal Wiring Clips - Chrome - 5 pc



#MA10647




#MA10656

MACH 1 SPORT LIGHT

- MA14254** 70 Mach 1 Sport Light Lenses w/ Ford Logo
- MA10647** 70 Mach 1 Sport Light Lenses Bezel - Unpainted
- MA10656** 71-72 Mach 1 Sport Light Housing - Fits LH or RH

#MA16598



180 Superbright LED Lamps!



#MA16599



230 Superbright LED Lamps!



LED TAILLIGHTS

Get all the advantages of solid-state electronics and LED bulbs in a classic Mustang taillight.

- MA14882** 64-73 LED Flasher - 2 Terminal
- MA14884** 64-73 LED Flasher - 3 Terminal
- MA14883** 64-73 LED Polarity Reverser
- MA14878** 64-66 LED Taillight Assembly
- MA14879** 64-66 LED Taillight Lens
- MA14880** 67-68 LED Taillight Lens
- MA14881** 69 LED Taillight Lens
- MA16598** 64-66 LED Taillight Kit - Sequential
- MA16600** 67 LED Taillight Kit - Seq. - Shelby & CA Special
- MA16599** 67-68 LED Taillight Kit - Sequential
- MA16601** 69 LED Taillight Kit - Sequential
- MA16602** 70 LED Taillight Kit - Sequential
- MA16603** 71-73 LED Taillight Kit - Sequential
- MA14886** 67-69 LED Taillight Module Kit - Sequential
- MA14885** 64-73 Load Resistor - 50W, 6 OHM



#MA16603



#MA17637



#MA17636



#MA17639



#MA17659



#MA14403



#MA12425



#MA17632



#MA17633

DOOR LOCKS & LOCK KNOBS

- MA17632** 64-66 Door Locks - Original Logo - Small Head
- MA17634** 67-73 Door Locks - Original Logo - Large Head
- MA17633** 67-73 Door Locks - Original Shape - Large Head
- MA12421** 64 Door Lock Knob Grommet - Black
- MA14622** 65-68 Door Lock Knob Grommets - Chrome
- MA11601** 65-68 Door Lock Knob Grommet - Clear
- MA10231** 65-66 Door Lock Knobs - Chrome - pr
- MA12425** 67 Door Lock Knobs - Chrome - pr
- MA14403** 68-73 Door Lock Knobs - Chrome - pr

IGNITION & DOOR LOCKS

- MA17635** 64-66 Ignition & Door Kits - Original Small Head
- MA17638** 64-68 Ignition & Door Kits - Original Large Head
- MA17636** 64-66 Ignition & Door Kits - Original OEM Ford Logo
- MA17637** 64-66 Ignition & Door Kits - Original Pony Keys
- MA17639** 67-69 Ignition & Door Kits - Original OEM Ford Logo
- MA17640** 70-73 Ignition & Door Kits - Original Before 5/14/73
- MA17641** 70-73 Ignition & Door Kits - Original OEM Ford Logo
- MA17642** 73 Ignition & Door Kits - Original After 5/14/73
- MA17628** 64-66 Ignition Locks - Original Small Head
- MA17629** 67-69 Ignition Locks - Original Large Head
- MA17630** 70-73 Ignition Locks - Original Before 5/13/73
- MA17631** 73 Ignition Locks - Original After 5/14/73
- MA17658** 64-65 Lock Set - IGN, Door, Trunk, Glovebox - Pony Keys - w/ Curved Glovebox Door
- MA17657** 64-65 Lock Set - IGN, Door, Trunk, Glovebox - Standard Keys - w/ Curved Glovebox Door
- MA17660** 65-66 Lock Set - IGN, Door, Trunk, Glovebox - Pony Keys - w/ Flat Glovebox Door
- MA17659** 65-66 Lock Set - IGN, Door, Trunk, Glovebox - Standard Keys - w/ Flat Glovebox Door
- MA17661** 67-68 Lock Set - IGN, Door, Trunk, Glovebox - Standard Keys
- MA17662** 69 Lock Set - IGN, Door, Trunk, Glovebox - Standard Keys
- MA17663** 70 Lock Set - IGN, Door, Trunk, Glovebox - Standard Keys

#MA14628



DOOR LOCK ROD SETS

- MA14623** 64-66 Door Lock Rod Set - LH - 3 pc
- MA14624** 64-66 Door Lock Rod Set - RH - 3 pc
- MA14625** 67-68 Door Lock Rod Set - LH - 3 pc
- MA14626** 67-68 Door Lock Rod Set - RH - 3 pc
- MA14627** 69-70 Door Lock Rod Set - LH - 3 pc
- MA14628** 69-70 Door Lock Rod Set - RH - 3 pc
- MA14629** 71-73 Door Lock Rod Set - LH - 3 pc
- MA14630** 71-73 Door Lock Rod Set - RH - 3 pc





#MA17653

TRUNK LOCKS

When worn locks become difficult to open, replace them with these quality OEM replacements. Lock cylinders are reproductions of the original while the keys are replacement type. Order the "Pony Key" type for the original-style Ford key.

- MA17653** 64-66 Trunk Locks - Original OEM Ford Logo
- MA17654** 64-66 Trunk Locks - Original OEM Pony Key
- MA17656** 67-73 Trunk Locks - Original OEM Ford Logo
- MA17655** 67-73 Trunk Locks - Original After 10/66
- MA15268** 65-66 Trunk Lock Cylinder Sleeve
- MA18203** 64-66 Trunk Lock Cylinder Sleeve Gasket
- MA18204** 64-66 Trunk Lock Extension
- MA15270** 64-66 Trunk Lock Housing Spacer

MIRRORS



#MA18641



#MA18643



#MA18645

INSIDE MIRRORS

- MA18641** 64-66 Inside Mirror - Standard
- MA18642** 65 Inside Mirror - Day / Night
- MA18643** 66 Inside Mirror - Day / Night
- MA18644** 67 Inside Mirror - Black
- MA18645** 68-73 Inside Mirror - Day / Night
- MA18639** 64-66 Inside Rear View Mirror Bracket
- MA18640** 67 Inside Rear View Mirror Bracket
- MA18865** 68-69 Inside Mirror - Day/Night - Black Vinyl
- MA18866** 64-66 Rear View Mirror Arm
- MA18867** 67 Rear View Mirror Arm
- MA18868** 68-69 Rear View Mirror Arm & Bracket - 3 pc



#MA10876



#MA10873



#MA11707



#MA11814

OUTSIDE MIRRORS - STANDARD

- MA18851** 65-68 Outside Mirror - Bullet - Long Base
- MA18852** 65-68 Outside Mirror - Bullet - Short Base
- MA18853** 65-68 Outside Mirror - Bullet - Convex Right - Long Base
- MA11872** 64-66 Outside Mirror - Standard Manual - LH or RH
- MA10872** 65-66 Outside Mirror - Remote - LH
- MA10873** 65-66 Outside Mirror - Deluxe Manual - RH - Matches LH Remote
- MA11707** 67-68 Outside Mirror - Deluxe Manual - RH - Matches LH Remote
- MA10876** 67-68 Outside Mirror - Remote - LH
- MA11814** 67-68 Outside Mirror - Standard Manual - LH or RH
- MA15360** 71-73 Outside Mirror - Standard Manual - LH
- MA18854** 69 Outside Mirror - Racing - Remote Left
- MA18855** 69-70 Outside Mirror - Concours - Standard Left
- MA18856** 69-70 Outside Mirror - Racing - Remote Left - 69L
- MA18857** 69-70 Outside Mirror - Racing - Right
- MA18858** 71-73 Outside Mirror - Racing - Right
- MA18859** 71-73 Outside Mirror - Racing - Remote Left
- MA18779** 65-66 Outside Mirror Gasket
- MA18860** 65-66 Outside Mirror Pad
- MA18862** 65-66 Outside Mirror Pad - Bullet - Long Base
- MA18861** 65-66 Outside Mirror Pad Remote
- MA18863** 67-68 Outside Mirror Pad - Standard or Remote
- MA18864** 69 Outside Mirror Remote Control Bezel



#MA10300



#MA11280



#MA11277



#MA11282



#MA11373



#MA11275



#MA10379



#MA18615

GAS PEDALS

- MA10379** 64-68 Gas / Accelerator Pedal Pad
- MA18615** 65-68 Gas Pedal Pad w/ Trim
- MA15240** 69-70 Gas Pedal w/ Spring & Bolt
- MA16395** 64-68 Gas Pedal Retainer & Screw
- MA16868** 64-66 Gas Pedal Spring Kit w/ Retainer & Screw
- MA16871** 64-68 Gas Pedal Spring - 68 Early
- MA16872** 68-70 Gas Pedal Spring - 68 Late



#MA14725



#MA14727

BRAKE PEDALS

- MA11279** 64-73 Brake & Clutch Pedal Bushing
- MA12293** 64-73 Brake & Clutch Pedal & Support Rebuild Kit
- MA18076** 64-66 Brake/Clutch Pedal Support.
- MA18077** 67-68 Brake/Clutch Pedal Support - Manual Brake
- MA15275** 64-67 Brake Pedal Pad - Drum - Auto w/ Trim
- MA11277** 64-67 Brake Pedal Pad - Drum Brakes & Automatic Transmission
- MA11276** 64-67 Brake Pedal Pad - Power Drum Brakes & Automatic Transmission
- MA10300** 65-67 Brake Pedal Pad - Disc Brakes & Automatic Transmission
- MA15274** 65-67 Brake Pedal Pad - Disc - Auto w/ Trim
- MA11275** 65-73 Brake Pedal Pad - Disc Brakes & Manual Transmission
- MA15276** 65-73 Brake Pedal Pad - Drum - Manual w/ Trim
- MA11373** 65-73 Brake Pedal Pad - Drum Brakes & Manual Transmission
- MA15277** 68-73 Brake Pedal Pad - Disc - Auto w/ Trim
- MA10678** 68-73 Brake Pedal Pad - Disc Brakes & Automatic Transmission
- MA15279** 64-67 Brake Pedal Pad Trim - Disc - Auto
- MA15278** 64-67 Brake Pedal Pad Trim - Drum - Auto
- MA11282** 65-73 Brake Pedal Pad Trim - Man. Trans. - Replac
- MA11280** 68-73 Brake Pedal Pad Trim - Automatic Trans

CLUTCH PEDAL PADS

- MA14725** 64-68 Pedal Pad - Clutch w/o Trim
- MA14726** 69-73 Pedal Pad - Clutch w/o Trim
- MA14727** 64-68 Pedal Pad - Clutch w/ Stainless Steel Trim
- MA14728** 69-73 Pedal Pad - Clutch w/ Stainless Steel Trim
- MA14729** 64-68 Pedal Pad Trim - Clutch - Stainless Steel
- MA14730** 69-73 Pedal Pad Trim - Clutch - Stainless Steel





#MA18011



#MA18045

1964-73 AM/FM RADIO - USA-230

Due to the great success of our USA-630 radio we now bring you the USA-230. This new model radio has the same cosmetics as the USA-630. If you don't need USB/MP3 or CD changer control this is the model for you. An awesome looking radio at a great price. Radio has no cassette but comes with auxiliary audio input. If you have a portable MP3 player or Satellite radio just plug it into the Aux input and listen to it through this radio. Features: AM-FM Stereo • 200 Watts (4x50) • Auxiliary Input (RCA Rear) RCA to 1/8" pin jack included • Digital Clock • Electronic Tuner • 16 Pre-sets (4AM-12FM) • 4 Channel RCA Pre-outs • 4 way Fader • Power Antenna Lead.

MA18011 64-66 Radio - AM/FM - USA-230

MA18044 67-73 Radio - AM/FM - USA-230



#MA18144

1964-1966 RADIOS - AM/FM STEREOS

Mustang AM/FM Radio, reproduction of the original AM/FM slide bar radio but with modern internals. Analog controls look like original. Digitally tuned AM / FM channels for high quality reception. 180 watts maximum power (45x4 speakers). Requires upgrade to modern style speakers. 10 station presets (5 AM & 5 FM). 3 RCA jacks for lefts, right & sub woofer. 3.5mm phone jack input for iPod, smart phone or MP3 player. Adapatable for Bluetooth.

MA18143 64 Radio AM / FM Stereo

MA18144 65-66 Radio AM / FM Stereo

1964-73 AM/FM - iPod / CD CONTROLLER - 630

The USA-630 is continuing to evolve in Custom Autosound's quest for the perfect classic car radio. This radio has large OEM style push-buttons that give a perfect look in a classic dash. Although it looks classic, it has the latest modern features that include an iPod dock. Navigation for the iPod includes artist/song/album/playlist all from the buttons on the radio. A great feature so you can keep the iPod hidden away in your glove box or console. Features: AM-FM Stereo • RDS tuner shows station / song / artist on LCD display • 300 Watts Peak • USB Port for Flash Drive MP3/WMA Playback • iPod dock and control (Control your iPod from the buttons on the radio) • Direct CD1 Control • Negative LCD display (Black background with white letters / numbers) • Alpha Numeric Display for MP3/WMA/ iPod files • Electronic Tuning and Volume Control • Loudness compensation • Digital EQ • 4 way Fader • Left/Right Balance • Digital Clock • 2 Channel RCA Auxiliary Input for Satellite etc. (cable included) • 12 Pre-sets (12FM-4AM) • 4 Channel RCA Pre-outs • Separate Bass and Treble • USA/Euro Tuner • Power Antenna Lead.

MA18012 64-66 Radio - AM/FM - iPod / CD Controller - 630

MA18045 67-73 Radio - AM/FM - iPod / CD Controller - 630



#MA18046

1964-73 AM/FM SLIDEBAR RADIO w/ iPod Dock

The Slidebar Radio is Custom Autosound's latest innovation in the quest for a perfect classic car radio. Just slide the 'slidebar' to the right and the analog AM radio display drops away to reveal a full featured digital display. With the large OEM style push-buttons you get a perfect look in a classic dash. Now a radio that not only looks right and sounds great in your classic vehicle, it gives you a direct connection to today's modern audio. Although it looks classic it has the latest modern features that include an iPod dock.

MA18013 64-66 Slidebar Radio - AM/FM - iPod

MA18046 67-73 Slidebar Radio - AM/FM - iPod



1967-73 KENWOOD CD PLAYERS W/ BEZELS

Kenwood CD Players feature: Maximum Output Power: 50W x 4 (MOSFET Power IC), Rear USB & Aux input, 3 Preout (2.5V), Kenwood sound reconstruction, restores musical to compressed music. Equalizer (13Band), Time Allignment, Drive EQ, Subwoofer Level Adjustable, System Q, Bass Boost, Loudness, Built-in LPF/HPF, Digital Clock (12H), Variable Color Illumination, MP3, WMA, AAC, WAV, FLAC Decoder with ID-3 Tag Display, iPod/iPhone Direct Connection with Optional cable*1, iPod Skip/2 Speed Search Function, Pandora / iHeart, Radio App Ready (iPhone App), Drive Change (For Android or Card Reader), Android Music Playback, Android Rapid Charge , Sirius XM (SXV100/200/300) Ready, Backup Memory for Tuner Preset, FM/AM 24 Station Presets (18FM, 6AM), RBDS with Radio Text, AME (Automatic Memory Entry), Up/Down Seek Tuning, CD-R/CD-RW Compatible, Random/Repeat Play, Bluetooth Built-in, Rear Wired BT Microphone included, Remote App for Android, iOS via Bluetooth, OEM Remote Interface.

- MA18017** 67-78 Kenwood - In-Dash - 200 Watt - Chrome
- MA18018** 67-78 Kenwood - In-Dash - 200 Watt - Burlwood
- MA18019** 67-78 Kenwood - In-Dash - 200 Watt - Silver
- MA18023** 69-70 Kenwood - In-Dash - 200 Watt - Black
- MA18024** 69-70 Kenwood - In-Dash - 200 Watt - Woodgrain
- MA18025** 71-73 Kenwood - In-Dash - 200 Watt - Black



1967-73 CD PIONEER PLAYERS W/ BEZELS

Pioneer CD Players feature: Multi-Segmented LCD Display with LED Backlight (12 characters), Built-In MOSFET 50W x 4 Amplifier, 1 Set of RCA Preouts (2V) for System Expansion, 5-Band Graphic Equalizer, Front AUX Input, Advanced Sound Retriever, Included Remote Control, Anti-Dust Design, Detachable Face Security, Bluetooth/iPod/Apps/SD Card/USB CD-R/RW Compatible.

- MA18014** 67-78 Pioneer - In-Dash - 200 Watt - Chrome
- MA18015** 67-78 Pioneer - In-Dash - 200 Watt - Burlwood
- MA18016** 67-78 Pioneer - In-Dash - 200 Watt - Silver
- MA18020** 69-70 Pioneer - In-Dash - 200 Watt - Black
- MA18021** 69-70 Pioneer - In-Dash - 200 Watt - Woodgrain
- MA18022** 71-73 Pioneer - In-Dash - 200 Watt - Black



#MA18049

1964-1973 ANTENNA ASSEMBLIES

- MA18048** 64-68 Antenna Assembly
- MA18049** 69-73 Antenna Assembly



#MA18733

#MA18738



#MA18739

#MA18744

SPEAKER

- MA18731** 64-73 Speaker - 200 Watts - Under/Behind Seat
- MA18732** 64-73 Speaker - Two 8" Woofers - Rear Seat
- MA18733** 64-66 Speaker - OEM - Replacement - Dash
- MA18734** 64-66 Speaker - 140 Watts - Dual Voice Coil
- MA18735** 64-66 Speaker - 40 Watts - Dual - Kenwood
- MA18736** 64-66 Speaker - 60 Watts - 3" - Dual Cone
- MA18737** 65-68 Speaker - 6x9" Rear - Replacement
- MA18738** 67-68 Speaker - 5x7" Dash - OEM Replacement
- MA18739** 67-68 Speaker - 5x7" Dual Core - OEM Replacement
- MA18740** 67-68 Speaker - 5x7" - 60 Watts w/o AC
- MA18741** 67-68 Speaker - 140 Watts - Dual Voice Coil
- MA18742** 67-73 Speaker - 140 Watts - Dual w/ AC
- MA18743** 67-68 Speaker - 60 Watts - 3" Dual w/o AC
- MA18744** 65-66 Speaker - 4x6" Door
- MA18745** 69-73 Speaker - 4x6" Door
- MA18750** 64-66 Speakers - K. Panel - 80 Watt - Coupe/Fstbk
- MA18751** 64-66 Speakers - K. Panel - 80 Watt - Conv
- MA18752** 67-68 Speakers - K. Panel - 80 Watt - Coupe/Fstbk
- MA18753** 67-68 Speakers - Kick Panel - 80 Watt - Conv
- MA18754** 65-66 Speakers - Kick Panel - 160 Watt - Cpe/Fstbk
- MA18755** 64-66 Speakers - Kick Panel - 160 Watt - Conv
- MA18756** 67-68 Speakers - Kick Panel - 160 Watt - Cpe/Fstbk
- MA18757** 67-68 Speakers - Kick Panel - 160 Watt - Conv
- MA18758** 65-68 Speaker Grille - Rear 6x9"
- MA18746** 65-66 Speaker Grilles - Door
- MA18747** 67-68 Speaker Grilles - Door
- MA18748** 69-70 Speaker Grilles - Door - Stereo Script
- MA18749** 71-73 Speaker Grilles - Door



#MA18707



#MA18708



#MA18709



#MA18710

SHIFT KNOBS

- MA18707** 64-66 Shift Knob - Manual - Black - 4 Speed
- MA18708** 64-67 Shift Knob - Manual - Black - 3 Speed
- MA18710** 65-67 Shift Knob - Manual - Black - 5 Speed
- MA18709** 67-68 Shift Knob - Manual - Black - 3 Speed
- MA18712** 67-68 Shift Knob - Manual - Black - 4 Speed
- MA18713** 67-68 Shift Knob - Manual - Black - 5 Speed



#MA18390

SHIFTER COMPONENTS

- MA18390** 69-70 Shift Boot Retainer - Chrome
- MA16333** 64-73 Shifter Bushings - Auto - 2 pc
- MA16335** 64-73 Shift Knob Set Screw - Auto
- MA16338** 64-70 Shifter Plate Screws - Auto - 4 pc
- MA16337** 64-66 Shifter Plate Screws - Manual - 4 pc



#MA10987



#MA10988



#MA15165

SILL PLATES

These stainless steel accessory moldings feature a lip that installs under the stock sill plate to hold it in place. Our sill plates cover the painted area between the sill plate & the outer rocker panel.

- MA10988** 64-66 Sill Plate Emblem - Black Ford
- MA15165** 65-66 Sill Plate Emblem - Shelby
- MA15163** 67-73 Sill Plate Emblem - Blue Ford
- MA15164** 68-73 Sill Plate Emblem - Blue Product by Ford
- MA10987** 65-68 Sill Plates - Accessory Style - pr
- MA11729** 69-70 Sill Plates - Accessory Style - pr

SPARE TIRE



#MA18173



#MA18174

SPARE TIRE COMPONENTS

- MA18174** 65-68 Spare Tire Bracket
- MA18173** 65-66 Spare Tire Mounting Plate
- MA16301** 64-67 Spare Tire Mounting Wingnut
- MA16302** 68-73 Spare Tire Mounting Wingnut



#MA17698



1965-1966 STEERING COLUMN

8 position tilt steering column floor mount with seal. Uses Ford factory style wiring. No modification for factory horn hookup. Can use stock steering wheel or also accepts popular aftermarket Ford steering wheel adapters. Note: Not compatible with Borgeson conversion steering box.

- MA17697** 65-66 Steering Column - Tilt - Black Powder Coat
- MA17698** 65-66 Steering Column - Tilt - Black Powder Coat - w/ Rack
- MA17689** 65-66 Steering Column - Tilt - Chrome
- MA17690** 65-66 Steering Column - Tilt - Chrome - w/ Rack
- MA17681** 65-66 Steering Column - Tilt - Steel
- MA17682** 65-66 Steering Column - Tilt - Steel - w/ Rack
- MA17705** 65-66 St. Col. Install. Kit - Aftmkt Harness - 66E
- MA17706** 66-69 St. Col. Install. Kit - Aftmkt Harness - 66L



#MA17692



1967 STEERING COLUMN

8 position tilt steering column floor mount with seal. Uses Ford factory style wiring. No modification for factory horn hookup. Can use stock steering wheel or also accepts popular aftermarket Ford steering wheel adapters. Note: Not compatible with Borgeson conversion steering box.

- MA17699** 67 Steering Column - Tilt - Black Powder Coat
- MA17700** 67 Steering Column - Tilt - Black Powder Coat - w/ Rack
- MA17691** 67 Steering Column - Tilt - Chrome
- MA17692** 67 Steering Column - Tilt - Chrome - w/ Rack
- MA17683** 67 Steering Column - Tilt - Steel
- MA17684** 67 Steering Column - Tilt - Steel - w/ Rack
- MA17706** 66-69 St. Col. Install. Kit - Aftmkt Harness - 66L



#MA17686



1968 STEERING COLUMN

8 position tilt steering column floor mount with seal. Uses Ford factory style wiring. No modification for factory horn hookup. Can use stock steering wheel or also accepts popular aftermarket Ford steering wheel adapters. Note: Not compatible with Borgeson conversion steering box.

- MA17701** 68 Steering Column - Tilt - Black Powder Coat
- MA17702** 68 Steering Column - Tilt - Black Powder Coat - w/ Rack
- MA17693** 68 Steering Column - Tilt - Chrome
- MA17694** 68 Steering Column - Tilt - Chrome - w/ Rack
- MA17685** 68 Steering Column - Tilt - Steel
- MA17686** 68 Steering Column - Tilt - Steel - w/ Rack
- MA17706** 66-69 St. Col. Install. Kit - Aftmkt Harness - 66L



#MA17696



1969 STEERING COLUMN

8 position tilt steering column floor mount with seal. Uses Ford factory style wiring. No modification for factory horn hookup. Can use stock steering wheel or also accepts popular aftermarket Ford steering wheel adapters. Note: Not compatible with Borgeson conversion steering box.

- MA17703** 69 Steering Column - Tilt - Black Powder Coat
- MA17704** 69 Steering Column - Tilt - Black Powder Coat - w/ Rack
- MA17695** 69 Steering Column - Tilt - Chrome
- MA17696** 69 Steering Column - Tilt - Chrome - w/ Rack
- MA17687** 69 Steering Column - Tilt - Steel
- MA17688** 69 Steering Column - Tilt - Steel - w/ Rack
- MA17706** 66-69 St. Col. Install. Kit - Aftmkt Harness - 66L



#MA18374



#MA18376



#MA18382



#MA18380

STEERING WHEELS & COMPONENTS

- MA18374** 65-66 Center Cap Assembly - Wood Steering Wheel
- MA18379** 65-66 Center Cap Emblem - Wood St. Wheel
- MA18375** 65-66 Center Cap Mount Plate - Wood St. Wheel
- MA18380** 65-66 Steering Wheel - 3 Spoke - Woodgrain
- MA18381** 65 Steering Wheel - 3 Spoke - Dark Blue
- MA18382** 65 Steering Wheel - 3 Spoke - Red
- MA18383** 65 Steering Wheel - 3 Spoke - White
- MA18384** 66 Steering Wheel - 3 Spoke - Blue
- MA18385** 66 Steering Wheel - 3 Spoke - Dark Red
- MA18376** 65-66 Steering Wheel Collar - Wood Wheel
- MA18777** 67 Steering Wheel Collar - Deluxe - Upper Chrome
- MA18778** 67 Steering Wheel Collar - Deluxe - Lower Chrome

TURN SIGNAL

- MA18410** 64-66 Turn Signal Lever
- MA18409** 65-66 Turn Signal Switch



#MA15044

STEERING CENTER LINK

- MA15055** 65-66 Steering Center Link - 6 Cyl. w/Manual Steer
- MA15043** 65-66 Steering Center Link - V8 w/Manual Steering
- MA15056** 65-66 Steering Center Link - V8 w/Power Steering
- MA15044** 67-69 Steering Center Link - V8 w/Manual Steering except 69 Boss
- MA15058** 69-70 Steering Center Link - 69 Boss & All 70 w/Manual Steering

HORN

- MA16623** 64-66 Horn - High Pitch - Reproduction
- MA16628** 64-73 Horn - High Pitch - Replacement
- MA14241** 67-68 Horn - High Pitch - Reproduction
- MA16626** 69-70 Horn - High Pitch - Reproduction
- MA16624** 64-66 Horn - Low Pitch - Reproduction
- MA16629** 64-73 Horn - Low Pitch - Replacement
- MA16625** 67-68 Horn - Low Pitch - Reproduction
- MA16627** 69-70 Horn - Low Pitch - Reproduction
- MA18378** 65-67 Horn Contact Ring - Inner Wood St. Wheel
- MA18377** 65-67 Horn Contact Ring - Outer Wood St. Wheel
- MA16632** 64-65 Horn Relay
- MA18373** 64-67 Horn Ring - Wood Steering Wheel
- MA18869** 67 Horn Ring - w/o Center
- MA18870** 68-69 Horn Ring - 2 Spoke
- MA18871** 68-69 Horn Ring - 2 Spoke - Chrome
- MA18872** 68-69 Horn Contact Ring - 2 pc
- MA18873** 65-67 Horn Ring Insulator Hardware Kit - Dlx - 15 pc
- MA18874** 65-67 Horn Ring Insulator Hardware Kit - Upper & Lower - 6 pc
- MA18875** 65-69 Horn Contact Ring Spring



#MA16779



#MA16774

POWER STEERING CYLINDERS & VALVES

- MA16779** 64-66 Power Steering Cylinder - New
- MA16780** 67-70 Power Steering Cylinder - New
- MA16771** 64-66 Power Steering Cylinder - Rebuilt
- MA16772** 67-69 Power Steering Cylinder - Rebuilt
- MA16773** 70 Power Steering Cylinder - Rebuilt
- MA16774** 67 Power Steering Valve - Rebuilt - 1/4" - Port
- MA16775** 67-70 Power Steering Valve - Rebuilt - 5/16" - Port

POWER STEERING COMPONENTS

- MA16314** 64-70 Power Steering Bellows Clamp
- MA18082** 64-70 Power Steering Boot
- MA16781** 65-70 Power Steering Cylinder Boot Kit
- MA16316** 68 Power Steering Cylinder Bracket Nut
- MA17748** 64-70 Power Steering Ram Bushing Kit - Poly
- MA18876** 64-70 Power Steering Control Valve Spool
- MA18877** 65-67 Power Steering Control Valve Spool
- MA18878** 67-70 Power Steering Control Valve Tube Set - 5/16" - 4 pc
- MA18880** 67-69 Power Steering Adjusting Bracket - 289/302
- MA18881** 65-66 Power Steering Pump Mounting Bracket - For Ford Pump
- MA18884** 65-66 Power Steering Reservoir Cap - w/o Dipstick
- MA18885** 65-66 Power Steering Reservoir Cap - w/ Dipstick



#MA14655

#MA14657



#MA14675

POWER STEERING HOSES

- MA14655** 64-66 PS Hose - Return - ALL
- MA14656** 67-70 PS Hose - Return - 200/250/289ci
- MA14657** 67-70 PS Hose - Return - 302/351/390/427
- MA14658** 71-73 PS Hose - Return - ALL
- MA14659** 64-66 PS Hose - Cylinder - ALL - 2 required
- MA14660** 67-70 PS Hose - Cylinder - ALL - 2 required
- MA16317** 64-73 PS Hose Clamps - 2 pc
- MA18879** 67-70 PS Hose Insulators

POWER STEERING HOSE KITS

Kits include: Pressure, Return, (2) Cylinder Hoses (as applicable).

- MA14661** 64-65 PS Hose Kit - 170/260ci - w/ Ford Pump
- MA14662** 64-65 PS Hose Kit - 260/289ci - w/ Eaton Pump
- MA14663** 64-66 PS Hose Kit - 289ci - w/ Ford Pump
- MA14664** 65-66 PS Hose Kit - 200ci
- MA14665** 67 PS Hose Kit - 200ci - w/ 1/4" Inlet
- MA14666** 67-70 PS Hose Kit - 200/250ci - 5/16" Inlet
- MA14667** 67 PS Hose Kit - 289ci - w/ 1/4" Inlet
- MA14668** 67-68 PS Hose Kit - 289ci - 5/16" Inlet
- MA14669** 67-69 PS Hose Kit - 390/428/429ci
- MA14670** 69 PS Hose Kit - 302ci - w/ Cooler
- MA14671** 69-70 PS Hose Kit - 302 w/o Cooler - 351 / 429
- MA14672** 70 PS Hose Kit - 302/351/428ci
- MA14673** 71-72 PS Hose Kit - 302ci & 351ci
- MA14674** 71-73 PS Hose Kit - 302/351/429ci

POWER STEERING PUMPS

- MA14676** 64-65 PS Pump - Front (Eaton) - w/o Reservoir - Rebuilt
- MA14677** 65-66 PS Pump - (Thompson) w/ AC w/ Reservoir - Rebuilt
- MA14678** 65-66 PS Pump - (Thompson) w/o AC - w/ Reservoir - Reblt
- MA14679** 67-73 PS Pump - w/o Reservoir - Rebuilt
- MA14680** 71 PS Pump - Rebuilt w/o Reservoir - 302/351ci
- MA14681** 71 PS Pump - Rebuilt Reservoir - 302/351ci
- MA14682** 64-65 PS Pump - Front (Eaton) w/o Reservoir - NEW
- MA14683** 64-65 PS Pump - Rear (Eaton) w/o Reservoir - NEW
- MA14684** 67-70 PS Pump - w/ Reservoir - NEW
- MA14685** 71-73 PS Pump - w/ Reservoir - NEW
- MA16710** 64-70 Power Steering Pump Bracket Kit
- MA18882** 65 PS Pump Pulley - 260/289 - V8 - Eaton
- MA18883** 65-70 PS Pump Pulley - V8 - Black

POWER STEERING PRESSURE HOSES

- MA14640** 64-65 PS Pressure Hose - 170/260 - Ford Pump
- MA14641** 64-66 PS Pressure Hose - 289ci - Ford Pump
- MA14642** 65-66 PS Pressure Hose - 200ci - Ford Pump
- MA14643** 67 PS Pressure Hose - 200ci - 1/4" Fitting
- MA14644** 67-70 PS Pressure Hose - 200/250ci - 5/16"
- MA14675** 64-65 PS Pressure Hose - 260/289 - w/ Eaton
- MA14645** 67-68 PS Pressure Hose - 289ci - 5/16" Fitting
- MA14646** 67 PS Pressure Hose - 289ci - 1/4" Fitting
- MA14647** 67-70 PS Pressure Hose - Control Valve
- MA14648** 67-69 PS Pressure Hose - Pump 390/428/429
- MA14649** 69-70 PS Pressure Hose - Pump
- MA14650** 69 PS Pressure Hose - Pump - 302 w/ Cooler
- MA14651** 70 PS Pressure Hose - Pump - 8 Cylinder
- MA14652** 71-72 PS Pressure Hose - to Gear
- MA14653** 71-73 PS Pressure Hose - to Gear
- MA14654** 73 PS Pressure Hose - to Gear - 250ci

ADDITIONAL STEERING COLUMN COMPONENTS

- MA16313** 64-66 Steering Column to Firewall Seal
- MA18887** 65-67 Steering Column to Floor Grommet
- MA18888** 65-67 Steering Column Spring
- MA18886** 67-73 Steering Coupler Kit w/ 4 Rivets
- MA16315** 69-70 Steering Wheel Pad Screws - 3 pc



#MA14682



#MA14683



#MA14677



#MA14684

#MA18030
1965-66



#MA18027 1968-70



BORGESON

Steering You Forward

The Borgeson Universal Company has been manufacturing steering universal joints and components for the industrial, automotive, military & aerospace markets since 1914. Purchased by the present owners in 1982, Borgeson continued to develop & refine their original needle bearing universal joint into the finest & strongest joint available.

#MA18032 1965-67



#MA18034 1965-70



#MA18042 1965-66

BORGESON PS CONVERSION KITS

- MA18030** 65-66 PS Conversion Kit - Manual - 200/250
- MA18026** 65-66 PS Conv. Kit - Manual - 289/302/351W
- MA18028** 65-66 PS Conversion Kit - PS - 289/302/351W
- MA18031** 68-70 PS Conversion Kit - Manual - 200/250
- MA18027** 68-70 PS Conv. Kit - Manual - 289/302/351W
- MA18029** 69-70 PS Conversion Kit - PS - 289/302/351W



#MA18035 1967-70



#MA18039 1965-70



#MA18038 1965-70



#MA18040 1965-70



#MA18041 1965-67



#MA18037 1965-68

BORGESON POWER STEERING COMPONENTS

- MA18035** 67-70 Drag Link Adapter - Manual
- MA18032** 65-67 PS Conv. Box - 14:1 Ratio - 1" Sec. Shft
- MA18033** 68-70 PS Conv. Box - 14:1 Ratio - 1 1/8" Sect
- MA18042** 65-66 PS Conversion Z-Bar Clutch Link - 289 / 302
- MA18036** 65-68 PS Hose Kit - V8 - Saginaw Pump
- MA18037** 65-68 PS Hose Kit - Ford Pump
- MA18034** 65-70 PS Pump Upgrade - Small Block
- MA18038** 65-70 Steering Box Adapter - 16mm x 1.5 to 6AN
- MA18041** 65-67 Steering Column Shaft - 3/4" - 36 Spline
- MA18039** 65-70 Steering Coupler - 11/16" - 36 Spline
- MA18040** 65-67 Steering Coupler - 11/16" - 36 x 3/4 - 36



#MA14417



#MA15041



#MA12003



#MA12004



#MA15216



#MA15215



#MA15026



#MA15033



#MA15042



#MA15054



#MA17753

IDLER ARM & PITMAN ARM

- MA15041** 65-66 Idler Arm - 6 Cylinder w/ Manual Steering
- MA15053** 65-66 Idler Arm - 6 Cylinder w/ Power Steering
- MA14417** 65-66 Idler Arm - V8 w/ Manual or Pwr Steering
- MA15054** 67-70 Idler Arm - All w/ Manual Steering
- MA15042** 67-70 Idler Arm - All w/ Power Steering
- MA15052** 71-73 Idler Arm
- MA16312** 64-68 Idler Arm Nuts - 2 pc
- MA14956** 64-66 Idler Arm Bracket - V8
- MA15215** 64-66 Pitman Arm - 6 Cyl w/ PS - All w/ 1" Shaft
- MA15216** 67-70 Pitman Arm - All w/o PS - After 5/1/1967



#MA13850



#MA15083

STRUT RODS

- MA15083** 65-66 Strut Rod - LH or RH
- MA15084** 67 Strut Rod - LH or RH
- MA13851** 68-73 Strut Rod - LH - exc 69 Boss
- MA13850** 68-73 Strut Rod - RH - exc 69 Boss
- MA15085** 64-66 Strut Rod Bushing Kit
- MA15086** 67-73 Strut Rod Bushing Kit
- MA17749** 64-66 Strut Arm Bushing Kit - Poly
- MA17750** 67-73 Strut Arm Bushing Kit - Poly



#MA15031

TIE RODS

- MA15039** 64-66 Tie Rod End - Inner LH & RH - V8 w/ Manual Steering or RH V8 w/ Power Steering
- MA15040** 64-66 Tie Rod End - Inner LH - V8 w/ Pwr Steering
- MA15029** 65-66 Tie Rod End - Inner LH & RH 6 Cyl. w/ MS
- MA15031** 67-69 Tie Rod End - Inner LH & RH exc 69 Boss
- MA15032** 69-70 Tie Rod End - Inner LH & RH - 69 Boss, 70 All
- MA15034** 71-73 Tie Rod End - Inner LH & RH
- MA15028** 65-66 Tie Rod End - Outer LH & RH 6 Cylinder w/ Manual Steering
- MA12003** 65-66 Tie Rod End - Outer LH V8 w/ PS
- MA12004** 65-66 Tie Rod End - Outer RH V8 w/ PS or LH / RH V8 w/ Manual Steering
- MA15030** 67-69 Tie Rod End - Outer LH & RH exc 69 Boss
- MA15033** 69-73 Tie Rod End - Outer LH & RH - 69 Boss, 70-73 All
- MA15027** 64-73 Tie Rod Tube - 65-66 6 Cyl. w/ PS LH & RH and V8 w/ MS RH; 67-73 All LH & RH
- MA15025** 65-66 Tie Rod Tube - 6 Cylinder Manual Steering.
- MA15026** 65-66 Tie Rod Tube - LH - w/ V8 & Power Steering
- MA17753** 64-66 Tie Rod End Boot Kit - Poly - 2 pc
- MA17754** 65-73 Tie Rod End Boot Kit - Poly - 2 pc

#MA15071



#MA10026



#MA10027



#MA11689



#MA15088



#MA17738



#MA15090

CONTROL ARM

- MA10027** 64-66 Control Arm - Lower
- MA10026** 67 Control Arm - Lower
- MA10028** 68-73 Control Arm - Lower
- MA11689** 64-66 Control Arm - Upper
- MA15071** 67-73 Control Arm - Upper
- MA15087** 64-66 Control Arm Bushing - Lower
- MA15088** 67-73 Control Arm Bushing - Lower 1-7/16" Diam
- MA15089** 67-73 Control Arm Bushing - Lower 1-9/16" Diam
- MA15080** 65-66 Control Arm Bumper - Upper
- MA15081** 67-69 Control Arm Bumper - Upper - Early 69
- MA15082** 69-73 Control Arm Bumper - Upper - Late 69
- MA15090** 67-73 Control Arm Bushing - Upper - for use w/ Replacement Style Shaft
- MA17739** 64-66 Control Arm Bushing Set - Front - Poly
- MA17740** 67-73 Control Arm Bushing Set - Front - Poly - w/ 1.4375" OD Lower Insert
- MA17741** 67-73 Control Arm Bushing Set - Front - Poly - w/ 1.5625" OD Lower Insert



#MA17741



#MA17739



TOTAL BUSHING KIT

- MA17756** 65-66 Total Bushing Kit - Poly w/o Trans. Mount
- MA17757** 65-66 Total Bushing Kit - Poly w/ V8 Trans. Mount
- MA17758** 67-73 Total Bushing Kit - Poly w/o Trans. Mount



#MA15047



BALL JOINTS

- MA15047** 64-73 Ball Joint - Upper w/ 3 Mounting Holes
- MA15046** 64-70 Ball Joint - Upper w/ 4 Mounting Holes



#MA17012

FRONT SUSPENSION REBUILD KITS - DELUXE

Includes: 2 Lower Control Arms, 2 Front Sway Bar End Links, 2 Tie Rod Tubes, 2 Inner Tie Rod Ends, 2 Outer Tie Rod Ends, 1 Idler Arm & 2 Upper Ball Joints. Note: 64-66 Kits include Upper Ball Joints w/ 4 Mounting Holes.

- MA17010** 65-66 Deluxe - Manual Steering & 6 Cyl
- MA17012** 65-66 Deluxe - Manual Steering & 8 Cyl
- MA17013** 65-66 Deluxe - Power Steering & 8 Cyl
- MA17014** 67 Deluxe - 3 Bolt Upper Ball Joint
- MA17015** 67 Deluxe - 4 Bolt Upper Ball Joint
- MA17016** 68-69 Deluxe - 3 Bolt Upper Ball Joint - Exc. 69 Boss
- MA17017** 68-69 Deluxe - 4 Bolt Upper Ball Joint
- MA17018** 69-70 Deluxe - 69 Boss & 70 All
- MA17019** 71-73 Deluxe

REAR DIFFERENTIAL

- MA16873** 64-73 Differ. Housing Locknuts & Washers - 20 pc
- MA16874** 64-73 Differential Housing Washers - 10 pc
- MA16875** 64-73 Differential Pinion Nut



#MA15060

SHAFT KIT

- MA15063** 67-73 Shaft Kit - Lower w/ 1-7/16" Diam. Bushing
- MA15064** 67-73 Shaft Kit - Lower w/ 1-9/16" Diam. Bushing
- MA15060** 65-66 Shaft Kit - Upper
- MA15061** 67-73 Shaft Kit - Upper - OE Style w/ Threaded Bushings
- MA15062** 67-73 Shaft Kit - Upper - Replacement w/ Rubber Bushings

#MA17000



FRONT SUSPENSION REBUILD KITS - STANDARD

Includes: 2 Lower Control Arms, 2 Front Sway Bar End Links, 2 Outer Tie Rod Ends, 2 Inner Tie Rod Ends & 2 Upper Ball Joints. Note: 64-66 kits include Upper Ball Joints w/ 4 Mounting Holes.

- MA17000** 65-66 Standard - Manual Steering & 6 Cyl
- MA17002** 65-66 Standard - Manual Steering & 8 Cyl
- MA17003** 65-66 Standard - Power Steering & 8 Cyl
- MA17004** 67 Standard - 3 Bolt Upper Ball Joint
- MA17005** 67 Standard - 4 Bolt Upper Ball Joint
- MA17006** 68-69 Std - 3 Bolt Upper Ball Joint - Exc. 69 Boss
- MA17007** 68-69 Std - 4 Bolt Upper Ball Joint - Exc. 69 Boss
- MA17008** 69-70 Standard - 69 Boss & 70 All
- MA17009** 71-73 Standard



#MA17746

ADDITIONAL SUSPENSION COMPONENTS

- MA17743** 64-73 Coil Spring Perch - Lower - Front - Poly
- MA15091** 65-73 Coil Spring Seat - Lower
- MA17742** 64-73 Front Spring Isolator - Upper - Poly
- MA16318** 64-73 Rear Axle Retainer Plate Locknuts - 8 pc
- MA10985** 64-66 Rear Spring Mount Plate - LH
- MA10984** 64-66 Rear Spring Mount Plate - RH
- MA17746** 64-73 Spring Eye & HD Shackle Kit - Poly
- MA17744** 64-73 Spring & Shackle Kit - Poly Rear OEM HD - 1/2" Shackle Bolts
- MA17745** 64-66 Spring & Shackle Kit - Poly Rear OEM HD - 9/16" Shackle Bolts
- MA17747** 64-73 Shackle Kit - Rear HD - Poly
- MA18403** 64-73 Spring Saddle
- MA18404** 64-73 Spring Saddle Hardware Kit
- MA17755** 65-73 Transmission Mount Kit - Poly V8



#MA14866



#MA11412



#MA12578

MONTE CARLO BARS

- MA14866** 64-66 Monte Carlo Bar - Curved - Chrome
- MA14867** 64-66 Monte Carlo Bar - Straight - Chrome
- MA14868** 64-66 Monte Carlo Bar - Curved - Black
- MA14869** 64-66 Monte Carlo Bar - Straight - Black
- MA14870** 67-68 Monte Carlo Bar - Curved - Chrome
- MA14871** 67-68 Monte Carlo Bar - Straight - Chrome
- MA14872** 67-68 Monte Carlo Bar - Curved - Black
- MA14873** 67-68 Monte Carlo Bar - Straight - Black



#MA15098



#MA15095



#MA17752

SWAY BAR COMPONENTS

- MA11412** 65-67 Sway Bar End Link - Front - Rubber
- MA12578** 68-73 Sway Bar End Link - Front - Rubber
- MA17751** 64-66 Sway Bar End Link - Front - Poly
- MA17752** 67-73 Sway Bar End Link - Front - Poly
- MA15092** 64-70 Sway Bar to Frame Bushing - 5/8"
- MA15093** 65-73 Sway Bar to Frame Bushing - 3/4"
- MA15098** 65-73 Sway Bar to Frame Bushing - 1"
- MA15094** 67-70 Sway Bar to Frame Bushing - 7/8"
- MA15096** 67-70 Sway Bar to Frame Bushing - 15/16"
- MA15095** 71-73 Sway Bar to Frame Bushing - 7/8"
- MA15097** 71-73 Sway Bar to Frame Bushing - 15/16"



#MA18606



#MA18607

EXPORT BRACES

- MA18606** 64-70 Export Brace - Chrome
- MA18607** 64-70 Export Brace - Painted Black



#MA17666



#MA17667



#MA17669

SWAY BAR KITS

Complete kits include sway bar, mounting brackets, urethane bushings & end links. The Rear Sway bars mount behind the axle & the end links mount to the frame.

- MA17666** 64-66 Sway Bar Kit - Front - 1"
- MA17673** 67-70 Sway Bar Kit - Front - 1"
- MA17676** 71-73 Sway Bar Kit - Front - 1"
- MA17668** 64-66 Sway Bar Kit - Front - 1 1/8"
- MA17671** 67-70 Sway Bar Kit - Front - 1 1/8"
- MA17678** 71-73 Sway Bar Kit - Front - 1 1/8"
- MA17664** 64-66 Sway Bar Kit - Front - 7/8"
- MA17674** 67-70 Sway Bar Kit - Front - 7/8"
- MA17667** 64-66 Sway Bar Kit - Rear - 7/8"
- MA17669** 64-66 Sway Bar Kit - Rear - 1"
- MA17665** 64-66 Sway Bar Kit - Rear - 3/4"
- MA17675** 67-70 Sway Bar Kit - Rear - 3/4"
- MA17677** 71-73 Sway Bar Kit - Rear - 3/4"
- MA17670** 67-70 Sway Bar Kit - Rear - 7/8" - Replace Boss OE
- MA17672** 67-70 Sway Bar Kit - Rear - 7/8"
- MA17679** 71-73 Sway Bar Kit - Rear - 7/8"
- MA17680** 71-73 Sway Bar Kit - Rear - 7/8" - uses Stock Mounting Points

#MA17603



#MA17604

RACK & PINION CONVERSION KITS

Steeroids Rack & Pinion Conversion Kit for Ford Mustang! Your classic deserves greatly enhanced steering control & improved steering feel. Stock steering is vague & unresponsive, especially "on center". Steeroids Rack & Pinion offers much quicker ratios over the stock, barge-like 4 turn lock-to-lock steering. As an added benefit you get a lighter weight steering system - Steeroids saves up to 25 pounds when compared to the stock steering system. All Steeroids kits are an entirely bolt on installation - absolutely no welding, cutting or drilling. Installs with basic hand tools in approximately 3 hours. All Steeroids rack & pinion conversions are complete kits with all necessary parts included. **Kits include:** Rack & Pinion, Column (Ford Spline), All necessary Brackets, PTFE lined self-cleaning & lubricating Tie Rod Ends, U-joint Assembly, All necessary Hardware & Fasteners & detailed Instructions. Made in the USA. Five Year Warranty.

- MA16701** 64-66 Rack & Pinion Conv. Kit - w/o Column
- MA16702** 64-66 Rack & Pinion Conv. Kit - Unpainted Column
- MA16703** 64-66 Rack & Pinion Conv. Kit - Chrome Column
- MA16704** 67-69 Rack & Pinion Conv. Kit - w/o Column
- MA16705** 67-69 Rack & Pinion Conv. Kit - Unpainted Column
- MA16706** 67-69 Rack & Pinion Conv. Kit - Chrome Column
- MA16707** 70 Rack & Pinion Conv. Kit - w/o Column
- MA16708** 70 Rack & Pinion Conv. Kit - Unpainted Column
- MA16709** 70 Rack & Pinion Conv. Kit - Chrome Column





#MA17502

SHOCKS - KYB

KYB's Gas-a-Just floating piston is constantly self-adjusting to meet the demand of your driving style & the road surface. The seamless cylinders & eye rings provide durability.

- MA17500** 65-70 Shock - KYB Front Excel-G
- MA17502** 65-70 Shock - KYB Front Gas-A-Just
- MA17501** 65-73 Shock - KYB Rear Excel-G
- MA17503** 65-73 Shock - KYB Rear Gas-A-Just
- MA17505** 71-73 Shock - KYB Front Excel-G
- MA17504** 71-73 Shock - KYB Front Gas Absorber



#MA18676



#MA14708



#MA14710

SHOCKS - MONROE

- MA14708** 64-70 Shock - Monroe-Matic Plus - Front
- MA14709** 64-73 Shock - Monroe-Matic Plus - Rear
- MA14711** 64-73 Shock - Monroe Sensa-Trac - Rear
- MA14710** 71-73 Shock - Monroe Sensa-Trac - Front

SHOCK COMPONENTS

- MA13676** 65-66 Shock Absorber Tower Cap - Black
- MA13677** 67-70 Shock Absorber Tower Cap - Black
- MA18401** 65-66 Shock Cap - Chrome
- MA18402** 67-70 Shock Cap - Chrome
- MA18392** 64-66 Shock Tower - Outer - LH
- MA18393** 64-66 Shock Tower - Outer - RH
- MA18394** 64-66 Shock Tower Assembly - LH
- MA18395** 64-66 Shock Tower Assembly - RH
- MA18396** 67-68 Shock Tower Assembly - Inner - LH
- MA18397** 67-68 Shock Tower Assembly - Inner - RH
- MA18398** 69-70 Shock Tower Assembly - Inner - LH
- MA18399** 69-70 Shock Tower Assembly - Inner - RH
- MA18400** 65-66 Shock Tower Outer Bracket - LH
- MA18600** 65-66 Shock Tower & Apron Assembly - LH
- MA18601** 65-66 Shock Tower & Apron Assembly - RH
- MA18602** 67-68 Shock Tower & Apron Assembly - LH
- MA18603** 67-68 Shock Tower & Apron Assembly - RH
- MA16310** 64-66 Suspension Shims - Alignment - 36 pc



#MA18679

AIR SUSPENSION SYSTEMS

The benefits of an air spring are many; adjustable ride height, variable spring rate, and improved ride quality. Our air systems include impact forged monotube shocks and high endurance airbags that provide superior performance that you would expect from our coil based systems. Air suspension systems may take a little extra work to setup, but it's a small price to pay for ultimate adjustability.



LEVEL 1 - The Level 1 system features pre-adjusted shocks that are dialed in to provide a great ride quality and improved handling over stock. The Level 1 Air system is also equipped with a manual RidePRO analog control system to save expense while still providing complete control over ride height. This is a great economical choice for improving ride quality for your cruiser and is an easy way to install an air suspension that will allow you to lower your stance.

- MA18672** 64-66 Air Suspension System - Level 1
- MA18676** 67-70 Air Suspension System - Level 1

LEVEL 2 — Stepping up to our most popular Level 2 system will include upgraded aluminum adjustable shocks, StrongArm control arms, as well as the RidePRO Digital fully programmable electronic control system for air systems. The Level 2 package provides more adjustment and performance potential for both track use and ride quality. For anyone looking for a system that runs well right out of the box while leaving the opportunity for quick adjustments, we recommend this kit.

- MA18679** 64-66 Air Suspension System - Level 2
- MA18677** 67-70 Air Suspension System - Level 2



#MA18673



COILOVER SYSTEMS

Complete Level 2 SA CoilOver System for 64-66 Mustang. Includes front & rear HQ Series CoilOvers, front upper & lower StrongArms, TruTurn & Bolt-On 4 Link.

MA18673 64-66 CoilOver System - Level 2 - Front & Rear

Complete Level 3 TA CoilOver System for 64-66 Mustang. Includes front & rear TQ Series CoilOvers, front upper & lower StrongArms, TruTurn, Bolt-On 4 Link, front MuscleBar & shock tower braces.

MA18674 64-66 CoilOver System - Level 3 - Front & Rear

Complete Level 2 SA CoilOver System for 67-70 Mustang. Includes front & rear HQ Series CoilOvers, front upper & lower StrongArms & Bolt-On 4 Link.

MA18675 67-70 CoilOver System - Level 2 - Front & Rear

Complete Level 3 TA CoilOver System for 67-70 Mustang. Includes front & rear TQ Series CoilOvers, front upper & lower StrongArms, Bolt-On 4 Link & front MuscleBar.

MA18678 67-70 CoilOver System - Level 3 - Front & Rear



#MA18678



#MA18675

RideTech continues to offer today's hot rodders the ultimate in ride quality, handling performance, and now, SIMPLICITY, with RideTech CoilOver suspension packages. Our coil based systems have pre-engineered spring rates, allowing you to leave out the guess work. Our coilover systems are bolt-on solutions that are easy to install and adjust.

LEVEL 2 — Stepping up to our most popular Level 2 system will include upgraded aluminum adjustable shocks, StrongArm control arms, as well as the RidePRO Digital fully programmable electronic control system for air systems. The Level 2 package provides more adjustment and performance potential for both track use and ride quality. For anyone looking for a system that runs well right out of the box while leaving the opportunity for quick adjustments, we recommend this kit.

LEVEL 3 — This is our performance system and it includes the best of every option we have to offer. If you are looking for the most versatile and best performing system, then this is the option you should consider. It includes an upgrade to the Track Quality shock series line, and MuscleBar swaybars. This combination is recommended for extreme track use and for drivers who want to take the extra time to fine tune their suspension system.



BFGOODRICH TIRES

- MA14912** 64-73 Tire - BFG Radial T/A - 205/70R14 RWL
 - MA14918** 64-73 Tire - BFG Radial T/A - 215/70R14 RWL
 - MA14913** 64-73 Tire - BFG Radial T/A - 215/60R14 RWL
 - MA14914** 64-73 Tire - BFG Radial T/A - 225/60R14 RWL
 - MA14915** 64-73 Tire - BFG Radial T/A - 235/60R14 RWL
 - MA14916** 64-73 Tire - BFG Radial T/A - 245/60R14 RWL
 - MA14919** 64-73 Tire - BFG Radial T/A - 205/60R15 RWL
 - MA14920** 64-73 Tire - BFG Radial T/A - 225/60R15 RWL
 - MA14921** 64-73 Tire - BFG Radial T/A - 235/60R15 RWL
 - MA14922** 64-73 Tire - BFG Radial T/A - 215/65R15 RWL
 - MA14923** 64-73 Tire - BFG Radial T/A - 215/70R15 RWL
 - MA14917** 64-73 Tire - BFG Radial T/A - 245/60R15 RWL
 - MA14924** 64-73 Tire - BFG Radial T/A - 255/60R15 RWL
 - MA14925** 64-73 Tire - BFG Radial T/A - 275/60R15 RWL
 - MA14935** 64-73 Tire - BFG Silvertown - 205/70R14 - Duel RL
 - MA14936** 64-73 Tire - BFG Silvertown - 205/70R14 - 3/8" RL
- RWL — Raised White Letters • RL — Red Line**



GOODYEAR TIRES

- MA14927** 64-73 Tire - Goodyear Speedway - F70/14 - RWL
 - MA14928** 64-73 Tire - Goodyear Speedway - F70/14 - RS
 - MA14929** 64-73 Tire - Goodyear Speedway - F70/14 - WS
 - MA14930** 65-66 Tire - Goodyear Power Cushion - 775/15 - Blue Dot - 2 Ply Nylon
 - MA14926** 66 Tire - Goodyear Blue Streak - 695/14 - RWL
 - MA14931** 67 Tire - Goodyear Speedway - 350 - E70/15 4 Ply Poly - Small - RWL
 - MA14932** 67-68 Tire - Goodyear Speedway - 350 - E70/15 - 4 Ply Poly - Large - RWL
 - MA14933** 69-70 Tire - Goodyear PolyGlass GT - F60/15 - RWL
 - MA14934** 70-72 Tire - Goodyear PolyGlass GT - F60/15 - RWL
- RWL — Raised White Letters • RS — Red Stripe • WS — White Stripe**



#MA14713

DRIVESHAFT YOKES

- MA14713** 64-70 Driveshaft Yoke - 28 Spline T-5 Conversion
- MA14714** 64-67 Driveshaft Yoke - 6 Cylinder M/T - 25 Spline
- MA14715** 64-69 Driveshaft Yoke - 6 Cylinder A/T - 28 Spline
- MA14716** 64-73 Driveshaft Yoke - 8 Cylinder - 25 Spline
- MA14717** 64-73 Driveshaft Yoke - 8 Cyl. - 28 Spline w/ Ring
- MA14718** 64-73 Driveshaft Yoke - 8 Cyl. - 28 Spline 3&4 Speed



#MA16174

#MA16175




#MA16169

TRANSMISSION COOLER LINES

Original style carbon steel lines.

- MA16166** 64-65 C4 & 6 Cylinder
- MA16167** 64-65 C4 & 8 Cylinder
- MA16168** 66 C4 & 6 Cylinder
- MA16170** 66 C4 & 8 Cylinder
- MA16172** 67-70 C4 & 6 Cylinder
- MA16173** 67-70 C4 & 8 Cylinder
- MA16183** 71-73 C4 & 6 Cylinder
- MA16180** 71-73 C4 & 8 Cylinder
- MA16171** 67-68 C6 & 8 Cyl - 68 Early
- MA16175** 68-70 C6 & 8 Cyl - 68 Late
- MA16182** 71-73 C6 & 8 Cylinder
- MA16179** 70 C6 428
- MA16178** 70 FMX 351 C
- MA16177** 69-70 FMX 8 Cylinder - 351 W HD Cooling
- MA16176** 69-70 FMX 8 Cylinder - 351 W STD Cooling
- MA16181** 71-73 FMX 8 Cylinder
- MA16331** 64-65 Transmission Cooler Line Hose Clamps - 4 pc
- MA16169** 64-65 Transmission Cooler Lines Hose & Fittings
- MA16174** 67-73 Transmission Cooler Lines Radiator Fittings



#MA16184

TRANSMISSION COOLER LINES - STAINLESS STEEL

Upgraded stainless steel lines.

- MA16184** 64-65 C4 & 6 Cylinder
- MA16185** 64-65 C4 & 8 Cylinder
- MA16186** 66 C4 & 6 Cylinder
- MA16187** 66 C4 & 8 Cylinder
- MA16189** 67-70 C4 & 6 Cylinder
- MA16190** 67-70 C4 & 8 Cylinder
- MA16199** 71-73 C4 & 6 Cylinder
- MA16196** 71-73 C4 & 8 Cylinder
- MA16188** 67-68 C6 & 8 Cylinder - 68 Early
- MA16191** 68-70 C6 & 8 Cylinder - 68 Late
- MA16198** 71-73 C6 & 8 Cylinder
- MA16195** 70 C6 428
- MA16193** 69-70 FMX 8 Cylinder - 351W HD Cooling
- MA16192** 69-70 FMX 8 Cylinder - 351 w/ Standard Cooling
- MA16194** 70 FMX 351C
- MA16197** 71-73 FMX 8 Cylinder



#MA16204

TRANSMISSION VACUUM LINE - STEEL

Lines that connect automatic transmissions to the intake vacuum.

- MA16201** 64-68 Trans. Vac. Line - 170-200 6 Cyl - w/ Fitting
- MA16200** 64-65 Trans. Vac. Line - C4 & 8 Cylinder - w/ Fitting
- MA16202** 66 Trans. Vac. Line - C4 & 8 Cyl - w/ Hose Tip
- MA16203** 67 Trans. Vac. Line - 390
- MA16204** 67-69 Trans. Vac. Line - C4 & SB - w/ Hose Tip
- MA16205** 68-69 Trans. Vac. Line - C6 & BB - w/ Hose Tip
- MA16206** 70 Trans. Vac. Line - C6 & Big Block
- MA16207** 73 Trans. Vac. Line - C6 315

TRANSMISSION VACUUM LINE - STAINLESS STEEL

Lines that connect automatic transmissions to the intake vacuum.

- MA16209** 64-68 Trans. Vac. Line - 170-200 6 Cyl - w/ Fitting
- MA16208** 64-65 Trans. Vac. Line - C4 & 8 Cyl - w/ Fitting
- MA16210** 66 Trans. Vac. Line - C4 & 8 Cyl - w/Hose Tip
- MA16211** 67 Trans. Vac. Line - 390
- MA16212** 67-69 Trans. Vac. Line - C4 & SB - w/ Hose Tip
- MA16213** 68-69 Trans. Vac. Line - C6 & BB - w/ Hose Tip
- MA16214** 70 Trans. Vac. Line - C6 & Big Block
- MA16215** 73 Trans. Vac. Line - C6 315

ADDITIONAL TRANSMISSION COMPONENTS

- MA16332** 64-73 Transmission Hose - Vacuum Modulator
- MA16334** 66-71 Transmission Control Shaft Retract Spring

SEE BODY PANELS FOR ACTUAL TRUNK LID.



#MA15266



#MA15267

TRUNK LATCH

- MA15266** 64-66 Trunk Latch
- MA15267** 67-73 Trunk Latch
- MA15269** 64-66 Trunk Latch Striker
- MA18206** 67-68 Trunk Latch Striker
- MA18207** 69-70 Trunk Latch Striker

TRUNK BRACKETS

- MA18651** 65-66 Trunk Bracket - Rear - Inner - LH
- MA18652** 65-66 Trunk Bracket - Rear - Inner - RH
- MA18656** 67-68 Trunk Bracket - Rear - Inner
- MA10970** 69-70 Trunk Bracket - Rear - Inner



#MA17929

ACOUSTISHIELD UNDER TRUNK COVER INSULATION

Eliminate the vibration, noise and heat coming from your trunk. AcoustiShield Trunk Insulation Kits include trunk insulation and the trunk floor mat, both pre-cut for a year-specific fit. The trunk mat is available with or without the molded Ford licensed logo.

- MA17928** 64-66 Insulation - Conv./Coupe - w/o Logo
- MA17929** 64-66 Insulation - Conv./Coupe - w/ Logo
- MA17930** 64-66 Insulation - Fastback w/o Logo
- MA17931** 64-66 Insulation - Fastback w/ Logo
- MA17932** 67-68 Insulation - Conv./Coupe - w/o Logo
- MA17933** 67-68 Insulation - Conv./Coupe - w/ Logo
- MA17934** 67-68 Insulation - Fastback w/o Logo
- MA17935** 67-68 Insulation - Fastback w/ Logo
- MA17936** 69-70 Insulation - Conv./Coupe - w/o Logo
- MA17937** 69-70 Insulation - Conv./Coupe - w/ Logo
- MA17938** 69-70 Insulation - Sport w/o Logo
- MA17939** 69-70 Insulation - Sport w/ Logo
- MA17940** 71-73 Insulation - Conv./Coupe - w/o Logo
- MA17941** 71-73 Insulation - Conv./Coupe - w/ Mustang Script
- MA17942** 71-73 Insulation - Sport w/o Logo
- MA17943** 71-73 Insulation - Sport w/ Logo



#MA18199



#MA18201



#MA12542


TRUNK LID COMPONENTS

- MA18205** 67-68 Trunk Lid Edge Molding
- MA18198** 65-66 Trunk Lid Hinge - Convertible
- MA18199** 65-66 Trunk Lid Hinge - Fastback
- MA18201** 67-68 Trunk Lid Hinge - Fastback
- MA18202** 69-70 Trunk Lid Hinge - Fastback

#MA17656



#MA17653



#MA16503



#MA16502

TRUNK LOCKS

When worn locks become difficult to open, replace them with these quality OEM replacements. Lock cylinders are reproductions of the original while the keys are replacement type. Order the "Pony Key" type for the original-style Ford key.

- MA17653** 64-66 Trunk Locks - Original OEM Ford Logo
- MA17654** 64-66 Trunk Locks - Original OEM Pony Key
- MA17656** 67-73 Trunk Locks - Original OEM Ford Logo
- MA17655** 67-73 Trunk Locks - Original After 10/66
- MA15268** 65-66 Trunk Lock Cylinder Sleeve
- MA18203** 64-66 Trunk Lock Cylinder Sleeve Gasket
- MA18204** 64-66 Trunk Lock Extension
- MA15270** 64-66 Trunk Lock Housing Spacer

WEATHERSTRIP KITS

- MA14851** 64-66 Wstrip Kit - Conv. Body - Basic - 5 pc
- MA12542** 64-68 Wstrip Kit - Convertible Top
- MA14850** 64-66 Wstrip Kit - Coupe Body - Basic - 8 pc
- MA16502** 64-66 Wstrip Kit - Door Vent Windows
- MA14852** 64-66 Wstrip Kit - Fastback Body - Basic - 8 pc
- MA14854** 67-68 Wstrip Kit - Conv. Body - Basic - 5 pc
- MA14853** 67-68 Wstrip Kit - Coupe Body - Basic - 8 pc
- MA16503** 67-68 Wstrip Kit - Door Vent Windows
- MA14855** 67-68 Wstrip Kit - Fastback Body - Basic - 8 pc
- MA12829** 69-70 Wstrip Kit - Convertible Top
- MA14857** 69-70 Wstrip Kit - Conv. Body - Basic - 4 pc
- MA14856** 69-70 Wstrip Kit - Coupe Body - Basic - 7 pc
- MA14858** 69-70 Wstrip Kit - Fastback Body - Basic - 7 pc
- MA14860** 71-73 Wstrip Kit - Conv. Body - Basic - 4 pc
- MA10667** 71-73 Wstrip Kit - Convertible Top
- MA14859** 71-73 Wstrip Kit - Coupe Body - Basic - 7 pc
- MA14861** 71-73 Wstrip Kit - Fastback Body - Basic - 7 pc



#MA13001



#MA14827



#MA10480



#MA14816

VENT WINDOW WEATHERSTRIP

- MA11422** 64-66 Door Vent Window Division Bar Weatherstrip
- MA10320** 64-66 Door Vent Window Front Weatherstrip - LH
- MA10319** 64-66 Door Vent Window Front Weatherstrip - RH
- MA10481** 67-68 Door Vent Window Front Weatherstrip - LH
- MA12666** 67-68 Door Vent Window Front Weatherstrip - RH
- MA15222** 67-68 Door Vent Window Fronts Weatherstrip
- MA16504** 67-68 Vent Window to Door Seal Weatherstrips
- MA16505** 67-68 Vent Window Frame to Door Seal Wstrip
- MA16501** 64-66 Vent Window Top Seal Weatherstrips

DOOR TO WINDOW WEATHERSTRIP

- MA16513** 65-68 Door & Quarter Seal Weatherstrip Retainer Screws - 22 pc
- MA10326** 64-66 Door to Window Seal Weatherstrips
- MA16511** 67 Door to Window Seal Wstrips - 67 Early
- MA10480** 67-68 Door to Window Seal Wstrips - 67 Late
- MA10561** 69-70 Door to Window Seal Weatherstrips
- MA16512** 71-73 Door to Window Seal Weatherstrips
- MA14813** 69-70 Door Glass/Qrt Window Seal - Fstbk - LH
- MA14814** 69-70 Door Glass/Qrt Window Seal - Fstbk - RH
- MA14826** 64-66 Door Glass / Quarter Window - Coupe/Conv
- MA14827** 67-68 Door Glass / Quarter Window - Coupe/Conv
- MA14828** 69-70 Door Glass / Quarter Window - Coupe/Conv
- MA14829** 71-73 Door Glass / Quarter Window - Coupe/Conv
- MA14830** 69-70 Door Glass / Quarter Window - Fastback
- MA14839** 64-68 Door Glass / Qrt Window Seal Screws - 22 pc
- MA14815** 69-70 Quarter Window Seals - Fastback
- MA14816** 64-68 Quarter Window Seal - Coupe - LH
- MA14817** 64-68 Quarter Window Seal - Coupe - RH
- MA14818** 64-68 Quarter Window Seal - Convertible - LH
- MA14819** 64-68 Quarter Window Seal - Convertible - RH
- MA14820** 69 Quarter Window Seal - Coupe/Conv. - LH
- MA14821** 69 Quarter Window Seal - Coupe/Conv. - RH
- MA14822** 71-73 Quarter Window Seal - Coupe/Conv. - LH
- MA14823** 71-73 Quarter Window Seal - Coupe/Conv. - RH
- MA14824** 71-73 Quarter Window Seal - Fastback - LH
- MA14825** 71-73 Quarter Window Seal - Fastback - RH
- MA18294** 67-68 Quarter Window to Door Jam Seal



#MA16509



#MA10318

DOOR WEATHERSTRIP

- MA10318** 64-66 Door Main Weatherstrips - pr
- MA10479** 67-68 Door Main Weatherstrips - pr
- MA12818** 69-70 Door Main Weatherstrips - pr
- MA13001** 71-73 Door Main Weatherstrips - pr
- MA16509** 69-70 Door Bottom Seal Weatherstrips - pr





#MA14779



#MA14782



#MA14793



#MA14797

TRUNK LID WEATHERSTRIP

- MA14779** 64-70 Trunk Lid Weatherstrip - Coupe & Conv
- MA14780** 65-66 Trunk Lid Weatherstrip - Fastback
- MA14781** 67-68 Trunk Lid Weatherstrip - Fastback
- MA14782** 69-70 Trunk Lid Weatherstrip - Fastback
- MA14784** 69-70 Trunk Lid Weatherstrip - Shelby Convertible
- MA14783** 71-73 Trunk Lid Weatherstrip

ROOF RAIL SEALS WEATHERSTRIP

- MA14792** 64-66 Roof Rail Seals - Coupe
- MA14793** 67-68 Roof Rail Seals - Coupe
- MA14794** 69-70 Roof Rail Seals - Coupe
- MA14795** 71-73 Roof Rail Seals - Coupe / Fastback
- MA14796** 65-66 Roof Rail Seals - Fastback
- MA14797** 67-68 Roof Rail Seals - Fastback
- MA14798** 69-70 Roof Rail Seals - Fastback
- MA14799** 69-70 Roof Rail Clip - Coupe / Fastback
- MA14801** 71-73 Roof Rail Clip - Coupe / Fstbk - Door
- MA14800** 71-73 Roof Rail Clip - Coupe / Fstbk - Qrt Window



#MA14790



#MA14831



#MA19023

REAR WINDOW WEATHERSTRIP

- MA16644** 64-68 Rear Window Weatherstrip - Coupe
- MA14786** 69-70 Rear Window Weatherstrip - Coupe
- MA14787** 71-73 Rear Window Weatherstrip - Coupe
- MA14788** 65-66 Rear Window Weatherstrip - Fastback
- MA14789** 67-68 Rear Window Weatherstrip - Fastback
- MA14790** 69-70 Rear Window Weatherstrip - Fastback
- MA14791** 71-73 Rear Window Weatherstrip - Fastback

COWL TO HOOD WEATHERSTRIP

- MA14831** 64-66 Cowl to Hood Seal
- MA14832** 67-68 Cowl to Hood Seal
- MA14833** 69-70 Cowl to Hood Seal
- MA14834** 71-73 Cowl to Hood Seal

WEATHERSTRIP ADHESIVE

- MA19022** 64-73 Weatherstrip Adhesive - Black - 3M - 5 oz
- MA19023** 64-73 Weatherstrip Adhesive - Yellow - 3M - 5 oz
- MA19024** 64-73 Weatherstrip Install Tool Kit - 4 pc



#MA10357



#MA14835


PILLAR WEATHERSTRIP

- MA10357** 64-68 Pillar Weatherstrip - Convertible
- MA14802** 69-70 Pillar Seal Weatherstrip - Convertible - LH
- MA14803** 69-70 Pillar Seal Weatherstrip - Convertible - RH
- MA10666** 71-73 Pillar Weatherstrip - Convertible
- MA14804** 64-68 Top Header to Windshield Wstrip - Conv
- MA14805** 71-73 Top Header to Windshield Wstrip - Conv

ADDITIONAL WEATHERSTRIP

- MA14836** 67-70 Fender Extension Seals
- MA14837** 64-66 Fender Splash Shield Seal Kit
- MA14838** 67-68 Fender Splash Shield Seal Kit
- MA14835** 64-70 Radiator Support to Hood Seal
- MA16645** 64-68 Windshield Weatherstrip





STEEL CHROME WHEELS

This classic styled wheel offers vintage Mustang owners a beautiful wheel in sizes ranging from 14x5" to 15x8". The wheel features a brilliant show chrome finish center with Mocha Silver or Charcoal Silver painted windows. As mid-1960s Ford Mustang Wheels continue to get more expensive and harder to find, premium quality reproduction wheels like these are a welcome offering for Mustang restoration projects. **Proudly Made in the USA!**

MAGNUM 500 WHEELS

The Magnum 500 Wheel features a brilliant show chrome center with painted semi-gloss black windows. It has durable satin black powder coated outer rims and is designed for use with a trim ring. Comes with a direct bolt 5 x 4.5" bolt patterns common to most Ford & Mopar Road Wheels. **Proudly made in the USA**, these wheels come in various sizes so you get the proper fit for your Mustang.

- MA17707** 65-73 Chrome w/ Black 14x6
- MA17708** 65-73 Chrome w/ Black 14x7
- MA17709** 65-73 Chrome w/ Black 14x8
- MA17710** 65-73 Chrome w/ Black 15x6
- MA17711** 65-73 Chrome w/ Black 15x7
- MA17712** 65-73 Chrome w/ Black 15x8
- MA17713** 65-73 Chrome w/ Black 15x10
- MA17714** 65-73 Chrome w/ Black 15x10

- MA17723** 65-67 Charcoal Windows - 14x6
- MA17725** 65-67 Charcoal Windows - 14x7
- MA17727** 65-67 Charcoal Windows - 15x6
- MA17729** 65-67 Charcoal Windows - 15x7
- MA17731** 65-67 Charcoal Windows - 15x8
- MA17717** 65 Chrome / Black Windows - 14x5
- MA17719** 66 Chrome / Black Windows - 14x5
- MA17720** 67 Chrome / Black Windows - 14x5.5
- MA17718** 66 Chrome / Charcoal Windows - 14x5
- MA17721** 67 Chrome / Charcoal Windows - 14x5.5
- MA17716** 65 Mocha Windows - 14x5
- MA17722** 65-67 Mocha Windows - 14x6
- MA17724** 65-67 Mocha Windows - 14x7
- MA17726** 65-67 Mocha Windows - 15x6
- MA17728** 65-67 Mocha Windows - 15x7
- MA17730** 65-67 Mocha Windows - 15x8



#MA17733

#MA17737

WHEEL COMPONENTS

- MA17733** 65-67 Lug Nuts - F/Steel Wheels - Chrome 20 pc
- MA17737** 65-67 Trim Ring - 14 x 5.5
- MA17732** 65-67 Valve Stems - Chrome 4 pc





#MA17715



#MA17736

LEGENDARY WHEELS - GT5

The Legendary GT5 alloy wheel is inspired by the original wheels equipped on 1965 Shelby GT350's. The original wheels were a 15 x 6 two piece alloy / steel design. The new GT5 is a 15" x 7" one piece cast aluminum alloy wheel that is significantly lighter and can accommodate larger tires. Each wheel features CNC machined details and a clear coat finish for a show winning look. Legendary Wheel Center Caps are included with wheel. Ford center caps with Logo are sold separately on page 121.

MA14890 65-73 Legendary Wheel - GT 5 - Alloy 15"x7"



#MA17734



#MA17735

CENTER CAPS

- MA17734** 65-67 Black Pony Center Cap
- MA17736** 65-67 Blue Pony Center Cap
- MA17715** 65-73 Magnum 500 Pony Center Cap
- MA17735** 65-67 Red Pony Center Cap



#MA14894



LEGENDARY WHEELS - GT6

The Legendary GT6 is inspired by the 1966 Shelby GT350 10-spoke alloy wheel. This updated design was created using state-of-the-art casting technology for superior strength and precision. Each wheel features a CNC machined gloss black face with a clear coat finish. The GT6 is available exclusively in 15" x 7" to allow for more tire options. Legendary Wheel Center Caps are included with wheel. Ford center caps are sold separately on page 121.

- MA14894** 65-73 Legendary Wheel - GT 6 - Alloy 15"x7" - Black
- MA14895** 65-73 Legendary Wheel - GT 6 - Alloy 15"x7"

#MA14891



#MA14896



#MA14892



#MA14897



LEGENDARY WHEELS - GT7

The Legendary GT7 is modeled after the optional 10-spoke alloy wheel that was available on 67-68 Shelby GT350s and GT500s. This enhanced design was created using state-of-the-art casting technology for superior strength and precision. Each wheel features a CNC machined face with natural cast accents and a clear coat finish. Legendary Wheel Center Caps are included with wheel. Ford center caps are sold separately.

- MA14891** 65-73 Legendary Wheel - GT 7 - Alloy 15"x7"
- MA14892** 65-73 Legendary Wheel - GT 7 - Alloy 17"x7"
- MA14893** 65-73 Legendary Wheel - GT 7 - Alloy 17"x8"



LEGENDARY WHEELS - MAGSTAR II

The Legendary Magstar II is the modern interpretation of the Kelsey Hayes wheels originally equipped on 1967 Shelybs. This stylish split 5-spoke design with bright sculpted details and contrasting accent panels is the perfect addition to any classic Ford muscle car. Each wheel features a precision one-piece cast aluminum structure with a CNC machined face and a durable clear coat finish. The lighter weight one-piece design of these wheels also provides a significant weight savings over the original steel/cast aluminum design delivering improved acceleration and breaking performance. They are available with gloss black or charcoal accents. Legendary Wheel Center Caps are included with wheel. Lug nuts and officially licensed Ford / Shelby center caps sold separately.

- MA14896** 65-73 Legendary Wheel - Magstar II - Alloy 15"x7" - w/ Gloss Black Accents
- MA14897** 65-73 Legendary Wheel - Magstar II - Alloy 15"x7" - w/ Charcoal Accents





#MA14900



##MA14901



#MA14909

LEGENDARY WHEELS LUGNUTS

MA14909 65-73 Legendary Wheel Lugnut Kit - 1/2" x 13/16"

MA14910 65-73 Legendary Wheel Lugnut Kit - 1/2" x 3/4"



#MA14905



#MA14906



##MA14902



#MA14904



#MA14907



#MA14908

LEGENDARY WHEEL CENTER CAPS

MA14900 65-73 Legendary Wheel Cap - Red Mustang

MA14901 65-73 Legendary Wheel Cap - Black Mustang

MA14902 65-73 Legendary Wheel Cap - Blue Mustang

MA14903 65-73 Legendary Wheel Cap - Blk/Chrome Mustang


MA14904 65-73 Legendary Wheel Cap - Black/Satin Mustang

MA14905 65-73 Legendary Wheel Cap - GT 350 / Chrome

MA14906 65-73 Legendary Wheel Cap - GT 5 - Shelby CA Spec

MA14907 65-73 Legendary Wheel Cap - Cobra w/ Gold

MA14908 65-73 Legendary Wheel Cap - Shelby CA Special





VENT WINDOW

- MA16655** 64-68 Vent Window Glass - Tinted - LH
- MA16656** 64-68 Vent Window Glass - Tinted - RH
- MA14315** 67 Vent Window Glass - Clear - LH
- MA14316** 67 Vent Window Glass - Clear - RH
- MA18412** 64-66 Vent Window Assembly - Clear Glass - LH
- MA18413** 64-66 Vent Window Assembly - Clear Glass - RH
- MA18414** 64-66 Vent Window Assembly - Tint Glass - LH
- MA18415** 64-66 Vent Window Assembly - Tint Glass - RH
- MA18416** 67 Vent Window Assembly - Clear Glass - LH
- MA18417** 67 Vent Window Assembly - Clear Glass - RH
- MA18418** 67 Vent Window Assembly - Tint Glass - LH
- MA18419** 67 Vent Window Assembly - Tint Glass - RH
- MA18420** 68 Vent Window Assembly - Clear Glass - LH
- MA18421** 68 Vent Window Assembly - Clear Glass - RH
- MA18422** 68 Vent Window Assembly - Tint Glass - LH
- MA18423** 68 Vent Window Assembly - Tint Glass - RH
- MA18424** 64-66 Vent Window Glass Frame - LH
- MA18425** 64-66 Vent Window Glass Frame - RH
- MA18426** 67 Vent Window Glass Frame - LH
- MA18427** 67 Vent Window Glass Frame - RH
- MA18428** 64-66 Vent Window Frame - LH
- MA18429** 64-66 Vent Window Frame - RH
- MA18430** 67-68 Vent Window Frame - LH
- MA18431** 67-68 Vent Window Frame - RH

WINDOW & WINDSHIELD COMPONENTS

- MA16659** 64-66 Door Window Glass - Tinted - Coupe - LH
- MA16660** 64-66 Door Window Glass - Tinted - Coupe - RH
- MA16661** 67-68 Door Window Glass - Rear Guide - LH
- MA16662** 67-68 Door Window Glass - Rear Guide - RH
- MA15271** 69-70 Quarter Window Moldings - Fastback
- MA18153** 65-66 Quarter Window to Door Jamb Seals
- MA18107** 69-70 Quarter Window Trim Moldings - Coupe
- MA16653** 64-66 Window Glass - Rear Qrt - Coupe - Tint - LH
- MA16654** 64-66 Window Glass - Rear Qrt - Coupe - Tint - RH
- MA16657** 64-68 Windshield Glass - Tinted
- MA17150** 64-68 Windshield Molding Set - 5 pc - Coupe / Fstbck



REAR WINDOW & MOLDING SETS

- MA16658** 64-66 Rear Window Glass - Coupe - Tinted
- MA17151** 64-66 Rear Window Molding Set - 6 pc - Coupe
- MA17152** 64-66 Rear Window Molding Set - 4 pc - Fastback
- MA17153** 67-68 Rear Window Molding Set - 6 pc - Fastback
- MA17154** 69-70 Rear Window Molding Set - 4 pc - Fastback





#MA16777

#MA16778



#MA17158

WIPERS COMPONENTS

- MA17158** 64-65 Wiper Arms
- MA17159** 66-70 Wiper Arms
- MA16777** 64-66 Wiper Motor - Rebuilt - Front - 1 Speed
- MA16778** 64-66 Wiper Motor - Rebuilt - Front - 2 Speed
- MA18782** 69-70 Wiper Switch Bezel
- MA18781** 69-70 Wiper Switch Knob
- MA18783** 69-70 Wiper Switch Nut
- MA18670** 65-67 Wiper Transmission Cover



#MA18727

WASHER KITS

- MA18726** 64-65 Windshield Washer Kit - Complete
- MA18727** 66 Windshield Washer Kit - Complete



#MA18730



#MA17155

#MA17157



#MA18714



#MA18716

WASHER COMPONENTS

- MA18714** 64-65 Windshield Washer Bag - White - Fomoco
- MA18715** 66 Windshield Washer Bag - White - Fomoco
- MA18716** 66-67 Windshield Washer Bag - Gold Ford Logo - Flip Cap - Concours
- MA18717** 66-67 Windshield Washer Bag - Gold Ford Logo - Flip Cap - Economy
- MA18718** 64-66 Windshield Washer Hose Connector
- MA18719** 67 Windshield Washer Hose Connector
- MA18720** 68-70 Windshield Washer Hose Connector
- MA18721** 71-73 Windshield Washer Hose Connector
- MA18722** 64-66 Windshield Washer Hose Kit
- MA18723** 67-68 Windshield Washer Hose Kit
- MA18724** 69-70 Windshield Washer Hose Kit
- MA18725** 71-73 Windshield Washer Hose Kit
- MA17155** 64-65 Windshield Washer Nozzles
- MA17156** 66 Windshield Washer Nozzles
- MA17157** 67-68 Windshield Washer Nozzles
- MA18411** 64-66 Windshield Washer Pump
- MA18728** 67-68 Windshield Washer Reservoir - Fomoco Logo
- MA18729** 67-68 Windshield Washer Reservoir - No Logo
- MA18730** 69-70 Windshield Washer Reservoir - Fomoco Logo

#MA14506



#MA14200



#MA10077

ALTERNATOR HARNESSSES

- MA10062** 64 Altern. Harness - 170, 200, 6 Cyl w/ Gener
- MA10063** 64 Altern. Harness - 260, 289, 8 Cyl w/ Gener
- MA10064** 65 Altern. Harness - 170, 200, 6 Cyl w/ Gauges
- MA10065** 65 Altern. Harness - 170, 200, 6 Cyl.
w/ Alternator & Warning Lights
- MA10066** 65 Altern. Harness - 260, 289, 8 Cyl w/ Gauges
- MA10067** 65 Alternator Harness - 260, 289, 8 Cyl.
w/ Alternator & Warning Lights
- MA10019** 66 Alternator Harness - 200 - 6 Cylinder
- MA10020** 66 Alternator Harness - 289 - 6 Cylinder
- MA10073** 67-68 Alternator Harness - BB 390, 428 w/o Tach
- MA10069** 67-68 Alternator Harness - BB 390, 428 w/ Tach
- MA10070** 67-68 Alternator Harness - SB 289, 302 w/o Tach
- MA10068** 67-68 Alternator Harness - SB 289, 302 w/ Tach
- MA11962** 67-68 Alternator Harness - 200, 6 Cyl. w/ Tach
- MA10072** 69 Alternator Harness - 8 Cyl w/o Tach
- MA14503** 69 Alternator Harness - 8 Cyl w/ Tach
- MA10071** 70 Alternator Harness - 8 Cyl w/o Tach
- MA14506** 70 Alternator Harness - 8 Cyl w/ Tach

TAILLIGHT HARNESSSES

- MA10077** 64-65 Taillight Harness - Coupe & Conv w/ Boots
- MA11516** 65 Taillight Harness - Fastback - w/ Boots
- MA14200** 65 Taillight Harness - Fastback - w/o Boots
- MA10076** 66 Taillight Harness - Coupe & Conv w/o Boots
- MA10079** 66 Taillight Harness - Cpe & Conv - w/ Boots
- MA10080** 66 Taillight Harness - Fastback - w/ Boots
- MA11520** 67 Taillight Harness - All Models
- MA10081** 68 Taillight Harness - Coupe & Convertible
- MA11158** 68 Taillight Harness - Fastback
- MA10010** 69 Taillight Harness - All - w/o Safety Group
- MA10032** 64-65 Taillight Pigtails - Plug Wire - Left
- MA10033** 64-65 Taillight Pigtails - Plug Wire - Right



#MA11677



#MA11665

DASH HARNESSSES

- MA10097** 64-66 Dash Harness - Under - Rally Pack
- MA10074** 65 Dash Harness - w/ Gauges, 3 Speed Heater Motor, Tag Marked G
- MA11664** 65 Dash Harness - w/ Lights & 2 Speed Heater Motor
- MA11665** 65 Dash Harness - w/ Lights & 3 Speed Heater Motor
- MA11666** 66 Dash Harness - Under - All
- MA11676** 67 Dash Harness - Under - w/ Tach
- MA10075** 67 Dash Harness - w/ Tach & Fog Lights GT
- MA11658** 67 Dash Harness - Standard Transmission, w/o Tach, w/o Fog Lights
- MA11667** 67 Dash Harness - Under - w/ Fog Lights only
- MA11678** 68 Dash Harness - Under - w/ Tach
- MA11675** 68 Dash Harness - Under - w/ Fog Lights GT & Tach
- MA11674** 68 Dash Harness - Under - w/ Fog Lights only
- MA11677** 68 Dash Harness - Under - w/o Tach & w/o Fog Lights GT



#MA11766

CONVERTIBLE TOP HARNESSSES


- MA11766** 65-66 Conv. Top Harness - Switch to Top Motor
- MA11762** 67-68 Conv. Top Harness - Switch to Top Motor
- MA11892** 64-66 Convertible Top Switch only
- MA14505** 65-66 Power Top Harness - Dash to Hood



WIRING DIAGRAM MANUALS

Covers a multitude of electrical pictorial diagrams plus easy to follow schematics. Colors codes are also listed.

| | | |
|----------------|----|-----------------------|
| MA75100 | 64 | Wiring Diagram Manual |
| MA75101 | 65 | Wiring Diagram Manual |
| MA75102 | 66 | Wiring Diagram Manual |
| MA75103 | 67 | Wiring Diagram Manual |
| MA75104 | 68 | Wiring Diagram Manual |
| MA75105 | 69 | Wiring Diagram Manual |
| MA75106 | 70 | Wiring Diagram Manual |
| MA75107 | 71 | Wiring Diagram Manual |
| MA75108 | 72 | Wiring Diagram Manual |
| MA75109 | 73 | Wiring Diagram Manual |



#MA11760

INSTRUMENT CLUSTER HARNESSSES

| | | |
|----------------|----|---------------------------------------|
| MA11760 | 67 | Instrument Cluster Harness - w/ Tach |
| MA11776 | 67 | Instrument Cluster Harness - w/o Tach |
| MA11769 | 68 | Instrument Cluster Harness - w/ Tach |
| MA11682 | 68 | Instrument Cluster Harness - w/o Tach |

IGNITION SWITCH PIGTAILS

| | | |
|----------------|-------|------------------------------------|
| MA10201 | 65-66 | Ignition Switch Pigtail |
| MA10416 | 67 | Ignition Switch Pigtail - w/o Tach |
| MA10417 | 67 | Ignition Switch Pigtail - w/ Tach |
| MA11400 | 68-69 | Ignition Switch Pigtail - w/o Tach |
| MA11401 | 68-69 | Ignition Switch Pigtail - w/ Tach |



#MA10094



#MA10082



#MA10034



#MA10036

MISC. HARNESSSES & WIRING

| | | |
|----------------|-------|---|
| MA10094 | 66 | Backup Ext. Wire - V6 Standard Trans or V8 w/ Auto or 4 Speed |
| MA12572 | 65-66 | Cigarette Lighter Feed Wire |
| MA10082 | 68 | Courtesy Group Package Harness |
| MA12575 | 65-66 | Emergency Flasher Harness - w/o Switch |
| MA10393 | 65-66 | Emergency Flasher Switch - w/ Harness - for Early 1966 |
| MA10941 | 64-68 | Glove Box Switch & Light |
| MA10052 | 65-66 | Oil Pressure Extension Lead |

WINDSHIELD WASHER PUMP HARNESSSES

| | | |
|----------------|-------|--|
| MA11149 | 64-65 | Windshield Washer Pump Harness - 1 Speed |
| MA11192 | 66 | Windshield Washer Pump Harness - 1 Speed |
| MA11193 | 66 | Windshield Washer Pump Harness - 2 Speed |

DOOR HARNESSSES

| | | |
|----------------|-------|--|
| MA11159 | 64-66 | Door Courtesy Light Harness - w/o Speakers |
| MA10036 | 67-68 | Door Courtesy Light Harness - w/ Speakers |
| MA10034 | 65-66 | Door Panel Harness - w/ Speakers |
| MA11943 | 67-68 | Door Panel Harness - w/o Speakers |

AC & HEATER WIRING

| | | |
|----------------|-------|--|
| MA14504 | 67-68 | AC Compressor Feed Wire |
| MA10101 | 64-66 | AC Feed Wire |
| MA11763 | 67 | AC Feed Wire & Fuse |
| MA11756 | 67 | Blower Motor to AC Control & Thermo Wire |
| MA10100 | 64-65 | Heater Jumper Wire |



#MA10123



#MA10130



#MA10085



#MA10091

FOG LIGHT HARNESSSES


- MA10085** 65-67 Fog Light Circuit Breaker - 10 AMP
- MA10086** 65-66 Fog Light Feed Wire
- MA11976** 66-67 Fog Light Feed Wire
- MA10084** 65-67 Fog Light Ground Wire
- MA11978** 68 Fog Light Feed Harness - from Firewall
- MA10093** 65-67 Fog Light Housing Pigtail Wire
- MA16538** 65-66 Fog Light Switch w/ Pigtail
- MA10114** 64-66 Fog Light Switch
- MA10123** 67 Fog Light Switch
- MA10130** 68 Fog Light Switch
- MA10087** 65 Fog Light Under Dash Harness
- MA10089** 66 Fog Light Under Dash Wire Harness
- MA10091** 67 Fog Light Under Dash Wire Harness
- MA11977** 68 Fog Light Under Dash Wire Harness



#MA13560

FOG LIGHT WIRING CONVERSION KITS

- MA13560** 64-65 Fog Light Wiring Conversion Kit
- MA13561** 66-67 Fog Light Wiring Conversion Kit
- MA13562** 67 Fog Light Wiring Conversion Kit
- MA13563** 68 Fog Light Wiring Conversion Kit



#MA10045

ENGINE GAUGE FEED HARNESSSES

- MA10011** 64-65 6 Cyl w/ Generator & Warning Lights
- MA10012** 64-65 8 Cyl w/ Generator & Warning Lights
- MA10040** 65 6 Cyl w/ Gauges w/ 2 Speed Heater Motor
- MA14507** 65 6 Cyl w/ Gauges w/ 3 Speed Heater Motor
- MA10041** 65 6 Cyl w/ Warning Lights w/ 2 Spd Heat Motor
- MA14508** 65 6 Cyl w/ Warning Lights w/ 3 Spd Heat Motor
- MA10042** 65 289 w/ Gauges & 2 Speed Heater Motor
- MA10043** 65 289 w/ Gauges & 3 Speed Heater Motor
- MA10044** 65 289 w/ Warning Lights & 2 Spd Heater Motor
- MA10045** 65 289 w/ Warning Lights & 3 Spd Heater Motor
- MA10013** 66 200 6 Cyl
- MA10014** 66 289 8 Cyl
- MA10048** 67-68 from Firewall - 8 Cyl Small Block w/ AC
- MA11155** 67-68 289, 302 w/o Tach - after April 67
- MA10015** 67-68 200 6 Cyl
- MA11156** 67-68 390, 428 - V8
- MA14191** 67-68 302, 351 - V8 w/ Tach
- MA11955** 69-70 Small Block - V8
- MA11157** 69-70 6 Cylinder
- MA14500** 69-70 302, 351 - V8
- MA14501** 69-70 302, 351 - V8 w/ AC
- MA10049** 69-70 390, 428, 429 - V8
- MA10046** 64-68 Engine Ground Strap

TURN SIGNAL HARNESSSES

- MA11661** 67-68 Hood Turn Signal Harness
- MA11151** 69-70 Hood Turn Signal Harness



#MA11160



#MA11661

RALLY PACK WIRING

- MA11160** 65-66 Rally Pack Clock Wiring Harness
- MA11152** 65-66 Rally Pack Mounting Brackets
- MA14377** 65 Rally Pack Mounting U-Bracket
- MA10095** 64-65 Rally Pack Repair Wiring - Early 65
- MA10096** 65-66 Rally Pack Repair Wiring - Late 65

#MA10008



HEADLIGHT HARNESSSES

- MA11244** 64-65 Headlight Harness - All
- MA11245** 65 Headlight Harness from Firewall - w/ Gauges & w/ Fog Lights (GT)
- MA10055** 65 Headlight Harness from Firewall - w/ Warning Lights
- MA10008** 66 Headlight Harness from Firewall - All
- MA10056** 67 Headlight Harness from Firewall - w/ Tach
- MA10057** 67 Headlight Harness from Firewall - w/ Fog Lights (GT) only
- MA10058** 67 Headlight Harness from Firewall - w/o Fog Lights - (GT) & w/o Tach
- MA11958** 67 Headlight Harness from Firewall - w/ Tach & w/ Fog Lights (GT)
- MA11738** 68 Headlight Harness from Firewall - w/o Fog Lights (GT) & w/o Tach
- MA10059** 68 Headlight Harness from Firewall - w/ Fog Lights (GT) only
- MA10061** 68 Headlight Harness from Firewall - w/ Fog Lights - (GT) & w/ Tach
- MA10060** 68 Headlight Harness from Firewall - w/ Tach
- MA11739** 67-68 Headlight Harness Extension
- MA14201** 69 Headlight Extension Wire
- MA16571** 65-70 Headlight On Warning Buzzer Kit
- MA16569** 65-66 Headlight Wiring Grommet



#MA17818

WIRING CLIP KITS

- MA17818** 65-66 Wiring Clip Kits - 46 pc
- MA17819** 67 Wiring Clip Kits - 27 pc
- MA17820** 68 Wiring Clip Kits - 28 pc
- MA17821** 69 Wiring Clip Kits - 54 pc
- MA17822** 70 Wiring Clip Kits - 47 pc
- MA17823** 70-73 Wiring Clip Kits - 48 pc

WIRING HARNESS KITS

Kit includes: Headlight Harness, Alternator Harness & Engine Gauge Feed Harness.

- MA14355** 64-65 6 Cyl w/ Generator
- MA14373** 64-65 8 Cyl w/ Generator
- MA14354** 65 6 Cyl w/ Gauges & 2 Speed Heater Motor
- MA14363** 65 8 Cyl w/ Gauges & 2 Speed Heater Motor
- MA14362** 65 8 Cyl w/ Gauges & 3 Speed Heater Motor
- MA14364** 65 8 Cyl w/ Lights & 2 Speed Heater Motor
- MA14361** 65 8 Cyl w/ Lights & 3 Speed Heater Motor
- MA14353** 65 6 Cyl w/ Warn Lights & 2 Spd Heater Motor
- MA11949** 66 6 Cyl w/ Gauges
- MA14356** 67 6 Cyl w/o Fog Lights GT & Tach
- MA14368** 67 8 Cyl 289 w/ Fog Lights GT & Tach
- MA14370** 67 8 Cyl 289 w/ Fog Lights GT & w/o Tach
- MA14369** 67E 8 Cyl 289 w/o Fog Lights GT & Tach
- MA11951** 67L 8 Cyl 289 w/o Fog Lights GT & Tach
- MA14367** 67 8 Cyl 289 w/o Fog Lights GT & w/ Tach
- MA14359** 67 8 cyl 390 428 w/ Fog Lights GT & Tach
- MA14358** 67 8 cyl 390 428 w/o Fog Lights GT & w/o Tach
- MA14357** 67 8 cyl 390 428 w/o Fog Lights GT & Tach
- MA14360** 67 8 cyl 390 428 w/o Fog Lights GT & w/ Tach
- MA14371** 68 8 Cyl 289 302 w/ Air - Fog Lights & Tach
- MA14372** 68 8 Cyl 289 302 w/ Air - w/o Fog Lights & w/o Tach
- MA14366** 68 8 Cyl 289 302 w/ Air - w/o Fog Lights & w/ Tach
- MA14365** 68 8 Cyl 289 302 w/ Fog Lights & w/o Tach



#MA10038



#MA10134

CONSOLE WIRING

- MA11876** 65-66 Console Feed from Under Dash
- MA10038** 65-66 Internal Console Wire - w/ AC
- MA10039** 65-66 Internal Console Wire - w/o AC

NEUTRAL SAFETY SWITCH WIRING

- MA16336** 64-73 Neutral Safety Switch Bolts - 2 pc
- MA10134** 65 Neutral Safety Switch Feed Wire
- MA10135** 66 Neutral Safety Switch Feed Wire





GIFT & APPAREL

HOW TO ORDER YOUR SIZE When you see a product number such as MA712G, attach your size letter in the blank.
 For example, to order a large, the product number would be MA712GL. Small = S • Medium = M • Large = L • Xtra Large = X • 2XL = D



MA708B_ Mustang Tribal Running
 Sizes: M / L / X / D



MA704N_ On The Road Again
 Sizes: M / L / X / D



MA712G_ A Stampede Is Louder
 Sizes: M / L / X / D



MA706N_ Mustang Gas Station
 Sizes: M / L / X / D



MA707B_ Mustang Gold Pony
 Sizes: M / L / X / D



MA705N_ Mustang Pony Logo
 Sizes: M / L / X / D



MA709B_ This Pony Will Kick Your SS
 Sizes: M / L / X / D



MA713B_ Mustang 50 Years
 Sizes: M / L / X / D




MA713N_ Mustang 50 Years
 Sizes: M / L / X / D





MA715R_ Mustang Gold Pony - Red

Sizes: M / L / X / D



MA716N_ Mustang Wild Horse - Blue

Sizes: M / L / X / D



MA717G_ Mustang Life - Gray

Sizes: M / L / X / D



MA718G_ Nothing But Mustang

Sizes: M / L / X / D



MA719G_ Mustang Never Have Enough

Sizes: L / X



MA720B_ Mustang Running Horses

Sizes: M / L / X / D



MA721N_ Mustang Ponies Out

Sizes: M / L / X / D



MA722G_ Mustang Speed - Gray

Sizes: M / L / X / D



MA723B_ Mustang Who's Boss? - Blue

Sizes: M / L / X / D



MA729B_ Mustang Grill w/ Pony

Sizes: M / L / X / D



MA730W_ Mustang Classics - White

Sizes: M / L / X / D



MA714N_ Mustang Bump-N-Grind

Sizes: M / L / X / D



MA752G_ Mustang Shelby GT350
Sizes: M / L / X / D



MA734G_ Mustang Tri-Bar - Gray
Sizes: M / L / X / D



MA735B_ Mustang Mod Grille - Black
Sizes: M / L / X / D



MA740N_ Mustang Pony Logo - Navy
Sizes: M / L / X / D



MA741E_ Mustang Cars - Green
Sizes: M / L / X / D



MA724R_ Mustang Boss - Youth T-Shirt
Sizes: M / L / D



MA703B_ Ladies - Mustang Pony
Sizes: M / L / X / D



MA710B_ Ladies - Mustang Girl
Sizes: M / L / X / D



MA711R_ Ladies - Mustang Lover
Sizes: M / L / X / D



MA731W_ Mustang Pure Bred
Sizes: M / L / X / D



MA737B_ Mustang Grille - Black
Sizes: M / L / X / D



MA753B_ Mustang Next Level
Sizes: M / L / X / D

HOW TO ORDER YOUR SIZE When you see a product number such as MA712G_, attach your size letter in the blank.
For example, to order a large, the product number would be MA712GL. Small = S • Medium = M • Large = L • Xtra Large = X • 2XL = D



MUSTANG LONG SLEEVE SHIRT

MA736B_ Mustang - Long Sleeve
M / L / X / D



MEN'S MUSTANG POLOS

Made from a soft comfortable 100% polyester machine washable fabric, this short sleeve polo shirt features an embroidered Running Pony logo in white stitching that is officially licensed by Ford.

MA701B_ Men's Polo Shirt - Black M / L / X / D
MA701G_ Men's Polo Shirt - Gray M / L / X / D



MUSTANG UNDERARMOUR POLO

Anti-pill, anti-snap polyester with 5% spandex for stretch. Moisture wicking, UPF 30+ sun protection, and anti-microbial finish. Heat-transfer Mustang Pony over Block. Red.

MA751R_ Mustang UnderArmour Polo
M / L / X / D

LADIES' MUSTANG POLOS

This ladies performance polo is not only stylish but made of superior quality. The 100% polyester polo has an embroidered Mustang emblem on the left chest and is available in black and red.

MA738B_ Ladies' Polo Shirt - Black S / M / L / X
MA738R_ Ladies' Polo Shirt - Red S / M / L / X



MUSTANG WORK SHIRT

MA745N_ Mustang Work Shirt
M / L / X / D

MUSTANG CLUB SHIRT

MA746N_ Mustang Club Shirt
M / L / X / D

MUSTANG CAMP SHIRT

MA747N_ Mustang Camp Shirt
M / L / X / D



MUSTANG STAYCOOL POLO

Moisture-wicking mini-pique polyester and 3-button placket. Left chest pocket. Embroidered Mustang Pony/text and Ford Oval. Black.

MA750B_ Mustang StayCool Polo
M / L / X / D



MUSTANG POLO - BLUE

MA701N_ Men's Blue Polo
M / L / X / D



MUSTANG FLEECE

This black quarter zip sweatshirt is made from 50/50 polyester with double needle cover stitched armholes and waistband. Features light gray running horse embroidery over left chest area.

MA700B_ Mustang 1/4 Zip Fleece
M / L / X / D



MUSTANG BOOM JACKET

Colorblock side panels and a breathable fleece interior make this jacket the next big thing in your Mustang-branded arsenal. Water resistant woven polyester shell keeps the water out, while a zip-through cadet collar and front zippered pockets round out the details. Black/Gray.

MA749B_ Mustang Boom Jacket
M / L / X / D



MUSTANG LADIES VEST

Water-resistant polyester shell, microfleece lining, zip-through collar with chin guard, and front zip pockets. Embroidered Mustang Pony/text. Gray.

MA754G_ Ladies Softshell Vest
M / L / X / D



MUSTANG HOODED JACKET

Weather-resistant polyester, vented back, adjustable concealed hood, elastic cuffs, drawcord hem, contrast zippers, 2 front pockets, and left sleeve pocket. Heat-transfer Mustang circle. Gray/Red.

MA748G_ Mustang Hooded Jacket
M / L / X / D

HOW TO ORDER YOUR SIZE When you see a product number such as MA712G_, attach your size letter in the blank.

For example, to order a large, the product number would be MA712GL. Small = S • Medium = M • Large = L • Xtra Large = X • 2XL = D



MUSTANG JACKET

MA742B *Mustang Jacket*
M / L / X / D



Black/Blue cotton twill hat with script and hook/loop closure.
MA728B1



Black cotton twill hat with script and hook/loop closure.
MA728G1



Black cotton twill hat w/hook/loop closure
MA725B1



Gray cotton twill hat w/ hook/loop closure
MA725G1



Tan cotton twill hat w/hook/loop closure
MA725K1



Pink cotton twill hat w/hook/loop closure
MA725P1



Black/White 50 years embroidered hat with adjustable strap.
MA733B1



Red/Black linen hat with embroidered 1964 felt patch and plastic snap closure.
MA757B1



Blue cotton twill hat with Tri-Bar emblem.
MA727N1



Pink cotton twill hat with Tri-Bar emblem.
MA727P1



Black cotton twill hat with Tri-Bar emblem.
MA727B1



Tan cotton twill hat with Tri-Bar emblem.
MA727K1



Red/Black cotton Twill hat with Tri-Bar emblem & hook/loop closure.
MA743R1



Blue Tri-Bar hat with Ford oval on brim. hook/loop closure.
MA744N1



Blue Nitro twill hat with hook/loop closure.
MA759N1



Gray cotton twill piped hat with hook/loop closure.
MA758G1



Black/tan mesh hat with est. 1964 on bill. hook/loop closure.
MA739B1



Black/Gray cotton twill racing hat with hook/loop closure.
MA756B1



Red twill hat with running horse logo and hook/loop closure.
MA755R1



MUSTANG PEN / STYLUS

Twist-action black ball point, capacitive stylus tip, comfort grip, chrome accents/pocket clip, and black gift box. Red.

MA75679 Mustang Pen



FLEX FITTED HATS

Fitted hat with flexible fabric in two sizes. Colors: Black, White and Red. **Fitted Hat Sizes:** SMALL — Hat Size: 6-3/4" to 7-1/8" • Head Size: 21" to 22-1/4". LARGE — Hat Size: 7-1/4" to 7-5/8" • Head Size: 22-3/8" to 23-5/8"

MA726BL - Fitted - Black - Large
MA726BS - Fitted - Black - Small

MA726RL - Fitted - Red - Large
MA726RS - Fitted - Red - Small

MA726WL - Fitted - White - Large
MA726WS - Fitted - White - Small



CERAMIC MUG - 15 oz.

MA75013 Mustang Mug - White/Logo

CERAMIC MUG - 15 oz.

MA75021 Mustang Mug - Black/White

CERAMIC MUG - 15 oz.

MA75022 Mustang Mug - Black/Pink



COASTERS

MA75014 Ford Mustang
Pony Coasters - 4 pc



MUSTANG TRAVEL MUG - 16 oz.

MA75012 Mustang Travel Mug



MUSTANG TWO-TONE MUG

Contrast interior/exterior colors and extra-large handle. 15 oz. Printed Mustang circle. White/Red.

MA75682 Mustang Two-Tone Mug



A

A. MUSTANG IMPACT WATER BOTTLE

Single-wall Tritan copolyester and stainless threaded lid/base. Cold beverages only. 25 oz. Screened Mustang Pony over block Muscled K. Gray.

MA75681 Mustang Impact Water Bottle



B

B. MUSTANG TRANSIT TUMBLER

Double-wall stainless steel, drink-through lid and push-button lock. 14 oz. Multicolor.

MA75680 Mustang Transit Tumbler



C

C. MUSTANG TRITAN WATER BOTTLE

Shatter-resistant, double-wall bottle with clear outer wall and bold interior wall. Twist-on lid with pull-up spout, loop & straw. 17 oz. Translucent Red.

MA75684 Mustang Tritan Water Bottle



D

D. MUSTANG TALL TUMBLER

Insulated stainless steel with acrylic outer wall, plastic liner, snap-on lid with rotation lock, and nonslip bottom. Holds 16 oz. Not microwave or dishwasher safe. Gray.

MA75683 Mustang Tall Tumbler

PISTON KOOZIE

Gleaming Stainless Steel piston shaped drink can cooler. Baked-On Enamel art. Cleverly designed to make drinking more convenient, reduce weight, yet still keep the can cold.

MA75019 Piston Koozie.



CAN COOLERS

Keep your drink cold with this Ford Mustang sublimated 2-sided print collapsible can cooler by B Elite Designs. Great gift for any Ford Mustang enthusiast. Officially Licensed by Ford.

MA75023 Can Cooler - Mustang - White Pony Logo

MA75024 Can Cooler - Mustang - Pink Pony Logo



MUSTANG COMPANION COOLER

Washable neoprene, 6-can capacity, leak-proof interior, padded top handle, and front pocket. 8.75" x 10" x 6.5". Screened Mustang Pony over Block letters. Red.

MA75673 Mustang Companion Cooler



MUSTANG NEON CLOCK

Retro timepiece with red neon tube and chrome-finished bezel and hands. Measures 14"; weighs 4 lb. Red/Black. Neon is lit up from AC adapter and clock requires one AA battery.

MA75677 Mustang Neon Clock



MUSTANG CLASSIC WATCH

Gold-finished 37mm metal case, crocodile-pattern leather strap & 1 ATM water resistant. Screened Mustang text. Brown.

MA75675 Mustang Classic Watch



MUSTANG HIGH TECH WATCH

Boasting water resistance down to 5 ATM (50m), a scratch-resistant mineral crystal, a brass metal case, and a folded steel bracelet, this precision-crafted watch is ready to go the distance. Includes three-hand Japanese movement, a date window, and a rotating bezel. Comes in a Mustang-branded gift tin. Silver/Black/Red.

MA75676 Mustang High Tech Watch

MUSTANG BAR STOOL

Backrest counter stool brings the spirit of Ford into your home or business. Heavy-gauge tubular steel frame with chrome plating supports padded foam seat, which rotates 360°. Vinyl coating protects graphics from scratches or rubbing off. Some assembly required. Recommended for indoor use only. Backrest measures 42"; seat measures 30". Gray/silver. Custom Ford Mustang decoration.

MA75678 Bar Stool



SPATULA W/ BOTTLE OPENER

Fire up the grill with this Mustang big spatula. Comes with bottle opener on handle.

MA75016 Mustang Big Spatula - w/ Bottle Opener



A. MUSTANG FLOW DRY BAG



Polyester fabric, roll-top buckle closure to keep out water, front zip pocket, sternum & waist straps, padded shoulder straps, and top handle. 24" x 12" x 5". Printed Mustang circle logo.

MA75670 Mustang Flow Dry Bag

B. MUSTANG SEATBELT PURSE

Seatbelt strap material with canvas, webbing, and metal accents. 10" x 8" x 3". Mustang Pony on main buckle & side buckle/carabiner.

MA75672



SALES BROCHURES

- MA75564** 64-65 Sales Brochure - 64-65 Early
- MA75565** 65 Sales Brochure - 65 Late
- MA75566** 66 Sales Brochure
- MA75567** 67 Sales Brochure
- MA75568** 68 Sales Brochure
- MA75568C** 68 Sales Brochure - GT / CS
- MA75569** 69 Sales Brochure
- MA75570** 70 Sales Brochure
- MA75666** 66 Sales Brochure - Shelby
- MA75667** 67 Sales Brochure - Shelby
- MA75668** 68 Sales Brochure - Shelby
- MA75669** 69 Sales Brochure - Shelby

MUSTANG SHOP MANUALS

- MA75164** 64-65 Shop Manual CD - 64-65 Early
- MA75165** 65 Shop Manual CD - 65 Late
- MA75166** 66 Shop Manual CD
- MA75167** 67 Shop Manual CD
- MA75168** 68 Shop Manual CD
- MA75169** 69 Shop Manual CD
- MA75170** 70 Shop Manual CD
- MA75171** 71 Shop Manual CD
- MA75172** 72 Shop Manual CD
- MA75173** 73 Shop Manual CD
- MA75264** 64 Shop Manual - Ford & Mercury
- MA75264B** 64-65 Shop Manual Supplement - Mustang
- MA75265** 65 Shop Manual
- MA75266** 66 Shop Manual
- MA75267** 67 Shop Manual
- MA75268** 68 Shop Manual
- MA75269** 69 Shop Manual
- MA75269B** 69 Shop Manual Supplement



MUSTANG OWNER'S MANUAL

- MA75364** 64-65 Owners Manual - 64-65 Early
- MA75365** 65 Owners Manual - 65 Late
- MA75366** 66 Owners Manual
- MA75367** 67 Owners Manual
- MA75368** 68 Owners Manual
- MA75369** 69 Owners Manual
- MA75370** 70 Owners Manual
- MA75371** 71 Owners Manual
- MA75372** 72 Owners Manual
- MA75373** 73 Owners Manual
- MA75465** 65 Owners Manual - Shelby GT350
- MA75466** 66 Owners Manual - Shelby GT350
- MA75467** 67 Owners Manual - Shelby
- MA75468** 68 Owners Manual - Shelby
- MA75469** 69 Owners Manual - Shelby
- MA75470** 70 Owners Manual - Shelby

Owner's Manual Bags

- MA14748** 64-70 Owners Manual Bag - Mustang - Exc. 67
- MA14749** 67 Owners Manual Bag - Mustang




MUSTANG AMERICA GIFT CERTIFICATES



How to Build & Modify a Mustang


From mild to wild, this CarTech book covers every component group of the 1964-1973 Mustang including engine, transmission, rear differential, front suspension, rear suspension, steering, chassis, electrics, interior, and more. Following the information in this book, you can build a high-performance street car as well as a track car. In no other book will you find the information to comprehensively transform the classic Mustang into a car that performs with the best on the road today. Book is 160 pages and features over 300 color photos.



MA74999 How to Build & Modify a Mustang

1964 1/2 - 1966 Collectors Originality Guide

Collector's Originality Guide: Mustang 1964 1/2-1966 is the definitive guide to one of the greatest cars in American history: The Ford Mustang. Launched to tremendous acclaim in the mid-1960s, this sporty car was an instant hit with buyers selling tens of thousands of units in its first months of production and launching an iconic Ford nameplate that continues on to this day. Naturally, the Mustang car became an instant classic, and has been a favorite among collectors and restorers for decades. In this paperback reissue of the highly popular hardcover book, author and photographer Colin Date walks through all of the details of the first-generation Mustang's 2 1/2-year production run, providing collectors with everything they need to know to identify, classify, and restore these iconic cars. Filled with gorgeous color photography, this book has been and continues to be a must-have for all Ford Mustang fans.




MA74994 1964 1/2 - 66 Collectors Originality Guide

1964 1/2 - 1973 Restoration Guide

This ultimate book of knowledge on Ford's famous pony car has been updated to include all models through 1973. A technical reference source for an authentic restoration, judging parts and options originality, and deciphering serial numbers and data plate codes.


Packed with 1,000+ photos, this book covers all first-generation Mustangs, from the earliest 1964 1/2 and 1965 models up through 1973.



MA74996 1964 1/2 - 73 Mustang Restoration Guide

MUSTANG AMERICA'S ORIGINAL PONY

In the early 1960s, Lee Iacocca--then director of the Ford division at Ford Motor Company - convinced Henry Ford II to produce a sporty four-seat car aimed at the emerging youth market. That car, essentially a reconfigured and re-skinned Falcon economy car, became the Ford Mustang, and it changed the automotive world like no other car before or since. In Ford Mustang: America's Original Pony Car, acclaimed Mustang writer Donald Farr celebrates this unbroken lineage of muscle. He chronicles the car's phenomenal first-year sales, the new pony car category it pioneered, and subsequent models that include the Mustang GT, Shelby GT350, Shelby GT500, Super Cobra Jet, Boss 302, and Boss 429 - all part of a line of American performance cars that continues to this day. Created in cooperation with Ford Motor Company and featuring some 400 photos from its historic and media archives, Ford Mustang is a must on the bookshelf of any muscle car or Ford aficionado.



MA74998 Mustang America's Original Pony

101 Projects for 1964 1/2 - 1973

Over 50 years have passed and almost 3 million owners and enthusiasts still worship the classic beauty of the Ford Mustang. 101 Projects for the earlier models developed between 1964 and 1973 are the focus of this book. The book is broken out into projects that concentrate on specific aspects of the car, including engine, drivetrain, chassis, suspension and steering, brakes, wheels and tires, body, and interior. Features: High-performance modification procedures, Restoration and maintenance tips, Details realistic and reliable shortcuts & identifies the best and most current products on the market for a particular job.



MA74995 101 Projects For Your 1964 1/2 - 73 Mustang

MUSTANG RED BOOK

The Mustang is America's most popular pony car. Whether you're a collector, historian, or arm-chair enthusiast, you need all the specs and details that define each Mustang year and model. Ford Mustang Red Book is your one-stop information shop--a key companion for shows, auctions or any venue where you need to quickly and easily access accurate reference data.



MA75000 1965-2015 Mustang Red Book



FENDER GRIPPER

Protect your precious paint job when you're under the hood with our Fender Grippers. Work in style knowing that your exterior is protected from those annoying scratches that might otherwise ruin your work of art. Made from a non-slip material that will not slide off of slick surfaces, you can rest assured that your tools will not slip off the fender gripper. The Fender Gripper is completely washable, and impervious to motor oil so clean up is a snap!

- MA14705** 64-73 Fender Gripper - Mustang Running Horse
- MA14707** 64-73 Fender Gripper - Mustang 50 Years
- MA14706** 64-73 Fender Gripper - Mustang Flaming Pony



MUSTANG GARAGE ARROW SIGN

Arrow metal sign with retro Mustang art. 6 "x 20". Blue.

- MA75674** Mustang Garage Arrow Sign



#MA75017

#MA75005



#MA75002



#MA75004



#MA75003



KEY FOBS

- MA75005** 64-73 Fastback Chrome Pull Apart Style
- MA75002** 64-73 Fastback Chrome Tear Drop Style
- MA75004** 64-71 Mustang Chrome Pull Apart Style
- MA75001** 64-71 Mustang Chrome Tear Drop Style
- MA75006** 72-73 Mustang Chrome Pull Apart Style
- MA75003** 72-73 Mustang Chrome Tear Drop Style



#MA75018



#MA75685



#MA75020

KEYCHAINS

- MA75017** Keychain - Ford Mustang - Piston
- MA75018** Keychain - Ford Mustang - Opener
- MA75020** Keychain - Ford Mustang - Tri-Bar Logo
- MA75685** Keychain - Ford Shelby GT350 - Gas Cap



#MA60016 1969-70



Onyx
by Mustang America



#MA60019
1971-73 Fastback



#MA60029
2005-17 Coupe
& Convertible

ONYX CAR COVERS 3 YEAR WARRANTY

INDOOR COVER — Mustang America's Onyx Indoor Car Cover is the Premium cover for the Premium Sports Car. Made of a polyester blend that includes Lycra/Spandex, it creates the perfect combination of a Satin-like exterior feel with a luxuriously soft underside to pamper your Mustang's finish. The front and rear hems, mirror pockets and generation-specific patterns are tailored to your Mustang. Its stretchability results in a sleek, form-fitting look that is easy to slip on.

FREE storage bag & 3 Year Warranty Included!

- MA60010** 65-68 Onyx Car Cover - Convertible & Coupe
- MA60011** 65-68 Onyx Car Cover - Fastback
- MA60012** 67-68 Onyx Car Cover - Shelby
- MA60015** 69-70 Onyx Car Cover - Convertible
- MA60014** 69-70 Onyx Car Cover - Coupe
- MA60016** 69-70 Onyx Car Cover - Fastback
- MA60018** 71-73 Onyx Car Cover - Convertible
- MA60017** 71-73 Onyx Car Cover - Coupe
- MA60019** 71-73 Onyx Car Cover - Fastback
- MA60021** 79-85 Onyx Car Cover - Convertible & Coupe
- MA60022** 79-85 Onyx Car Cover - Fastback & GT
- MA60024** 86-93 Onyx Car Cover - Convertible
- MA60023** 86-93 Onyx Car Cover - Coupe
- MA60026** 86-93 Onyx Car Cover - Fastback GT
- MA60025** 86-93 Onyx Car Cover - Fastback LX
- MA60027** 94-98 Onyx Car Cover - Convertible & Coupe
- MA60028** 99-04 Onyx Car Cover - Convertible & Coupe
- MA60029** 05-17 Onyx Car Cover - Convertible & Coupe

FREE storage bag & 3 Year Warranty Included!



#MA60000 1965-68



Made by Mustang America!

MAXTECH CAR COVERS 2 YEAR WARRANTY

INDOOR & OUTDOOR COVER — Sun, snow, rain, or sleet - when it comes to superior and affordable outdoor protection, the MaxTech Car Cover gives you the most for your dollar! Features four layers of protection, front and rear elastic, custom fit mirror pockets, non-scratch tie-down grommets, and comes complete with storage bag, cable & cable lock. Blocks out moisture, dirt, and pollutants while letting air pass through! Comes in an attractive gray finish. **FREE storage bag, cable & cable lock included!**



#MA60009 1971-73 Fastback

- MA60000** 65-68 MaxTech Car Cover - Coupe & Convertible
- MA60001** 65-68 MaxTech Car Cover - Fastback
- MA60002** 67-68 MaxTech Car Cover - Shelby
- MA60004** 69-70 MaxTech Car Cover - Cpe w/o Mirror Pockets
- MA60005** 69-70 MaxTech Car Cover - Convertible
- MA60006** 69-70 MaxTech Car Cover - Fastback
- MA60008** 71-73 MaxTech Car Cover - Convertible
- MA60007** 71-73 MaxTech Car Cover - Coupe
- MA60009** 71-73 MaxTech Car Cover - Fastback
- MA60041** 79-85 MaxTech Car Cover - Coupe & Convertible
- MA60042** 79-85 MaxTech Car Cover - Fastback & GT
- MA60044** 86-93 MaxTech Car Cover - Convertible
- MA60043** 86-93 MaxTech Car Cover - Coupe
- MA60045** 86-93 MaxTech Car Cover - Fastback LX
- MA60046** 86-93 MaxTech Car Cover - Fastback & GT
- MA60047** 94-98 MaxTech Car Cover - Coupe & Convertible
- MA60048** 99-04 MaxTech Car Cover - Coupe & Convertible
- MA60049** 05-17 MaxTech Car Cover - Coupe & Convertible

FREE storage bag, cable & cable lock included!

ECONOTECH CAR COVERS 1 YEAR WARRANTY

INDOOR & OUTDOOR COVER — A light, single-layer cover that repels water & dirt but remains breathable. The model specific pattern ensures a proper fit! One of the finest budget-priced covers.



- MA60070** 64-68 EconoTech - Coupe & Convertible
- MA60071** 65-68 EconoTech - Fastback
- MA60072** 67-68 EconoTech - Shelby
- MA60074** 69-70 EconoTech - Coupe - w/o Mirror Pockets
- MA60075** 69-70 EconoTech - Convertible
- MA60076** 69-70 EconoTech - Fastback
- MA60077** 71-73 EconoTech - Coupe
- MA60078** 71-73 EconoTech - Convertible
- MA60079** 71-73 EconoTech - Fastback

FREE storage bag, cable & cable lock included!



1964-1973 INDEX



| | 64-73 |
|-------------------------------|--------------|
| Air Cleaner..... | 40 |
| Armrest Pads..... | 22 |
| Battery..... | 41 |
| Body Panels..... | 41-47 |
| Books..... | 139 |
| Brakes..... | 48-55 |
| Bumpers..... | 56-57 |
| Car Covers..... | 1-2 |
| Carpet..... | 27-28 |
| Carpet Insulation..... | 26 |
| Choke..... | 58 |
| Clutch..... | 58 |
| Console & Dash..... | 59-62 |
| Console Covers..... | 23 |
| Convertible Top..... | 37-39 |
| Cooling..... | 63-65 |
| Dash Pads..... | 24-25 |
| Decals..... | 66 |
| Door..... | 66-68 |
| Door Panel Hardware..... | 20-21 |
| Door Panels..... | 16-19 |
| Dyes & Adhesives..... | 23 |
| Emblems..... | 69-72 |
| Engine..... | 73-75 |
| Exhaust..... | 76-78 |
| Exterior Trim..... | 79 |
| Fender Grippers..... | 140 |
| Frame..... | 79-80 |
| Fuel System..... | 81-84 |
| Gift Certificates..... | 38,138 |
| Grille..... | 85 |
| Hats..... | 133-135 |
| Headliner..... | 33-34 |
| Headrest Covers..... | 7 |
| Heater, AC & Ventilation..... | 86-88 |
| Hood..... | 88-89 |
| Interior Screw Kits..... | 13 |

| | 64-73 |
|--------------------------------|--------------|
| Jackets..... | 132 |
| Keychains..... | 140 |
| Kick Panels..... | 29 |
| Lights..... | 90-95 |
| Locks..... | 96-97 |
| Manuals..... | 138 |
| Mats..... | 30-31 |
| Mirrors..... | 97 |
| Mugs..... | 135-136 |
| Package Tray..... | 33 |
| Pedals & Pads..... | 98 |
| Pillar Posts..... | 31 |
| Polo Shirts..... | 131-132 |
| Quarter Panels - Interior..... | 32 |
| Radio & Stereo..... | 99-100 |
| Sales Brochures..... | 138 |
| Seat Backs..... | 11 |
| Seat Belts..... | 14-15 |
| Seat Covers..... | 3-10 |
| Seat Foam..... | 11 |
| Seat Hardware..... | 12 |
| Shifter..... | 101 |
| Sill Plates..... | 101 |
| Spare Tire..... | 101 |
| Steering..... | 102-107 |
| Sun Visor..... | 35-36 |
| Suspension..... | 108-112 |
| T-Shirts..... | 128-130 |
| Tires..... | 113 |
| Transmission..... | 113-114 |
| Trunk..... | 114-115 |
| Watches..... | 137 |
| Weatherstrip..... | 115-117 |
| Wheels..... | 118-121 |
| Window..... | 122 |
| Wipers & Washers..... | 123 |
| Wiring..... | 124-127 |



MUSTANG AMERICA IS A DIVISION OF RESTORATION PARTS UNLIMITED, INC.

The following are registered trademarks of Ford Motor Company: Mustang & Shelby. Mustang America is not affiliated with Ford Motor Company. All rights are reserved. Printed in the United States of America. No part of this publication may be reproduced or transmitted in any way, mechanical, photo or otherwise, without the expressed permission in writing from Restoration Parts Unlimited, Inc.