



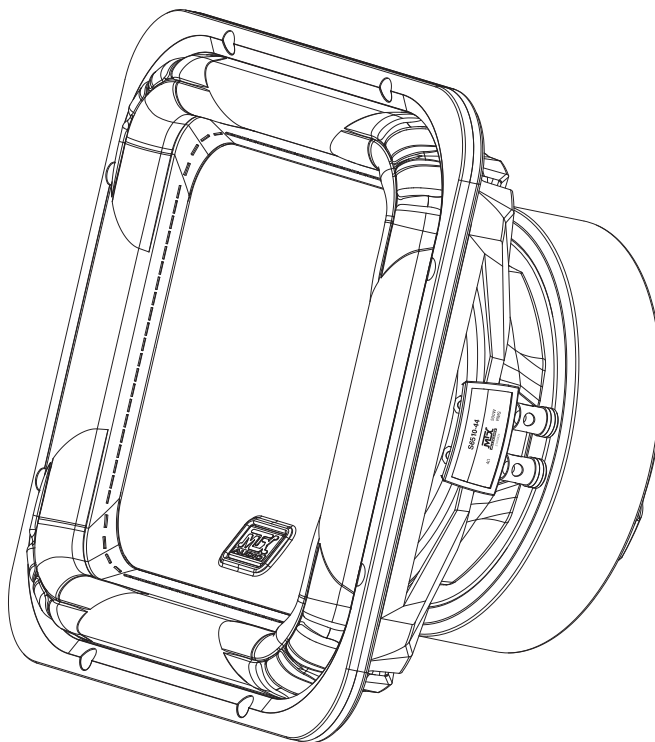
THUNDER[®]

S6510-44

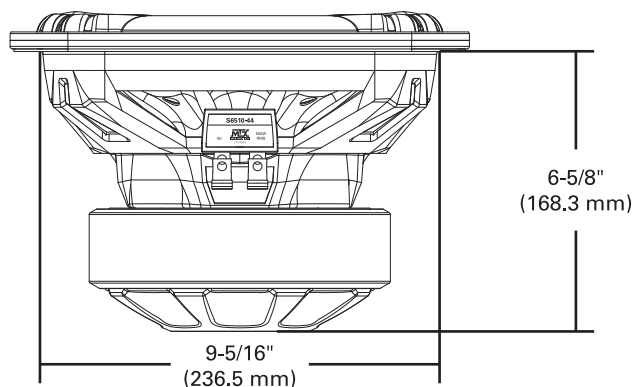
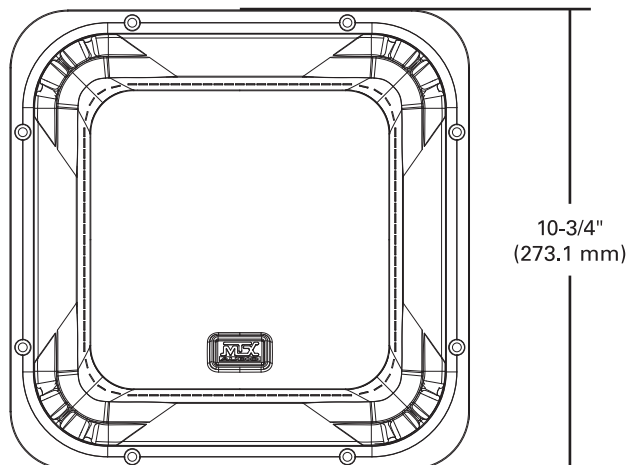
10" Dual 4Ω Square Subwoofer

Parameters

Fs: 34 Hz
Qms: 4.755
Cms: 0.099 mm/N
Mms: 219.7 g
Rms: 9.9 kg/s
Vas: 1.157 ft³ (32.77 liters)
Xmax: 0.61 in (15.49 mm)
D: 8.66 in (220 mm)
Sd: 75.02 in² (484 cm²)
Vd: 45.65 in³ (0.748 liters)
Qes: 0.812
Re: 1.73 Ω
Bl: 10 Tm
Prms: 500 Watts
Qts: 0.694
η₀: 0.153%
SPL₀: 84.5 dB
SPL 2.83V/1m: 90.97 dB



Specifications

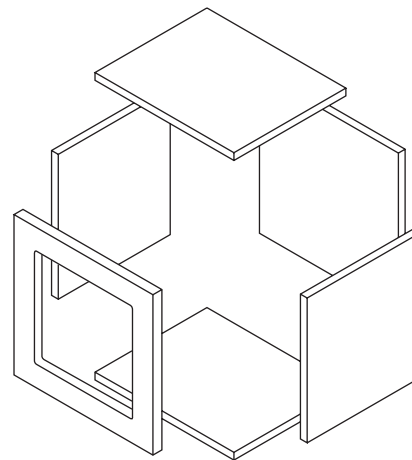
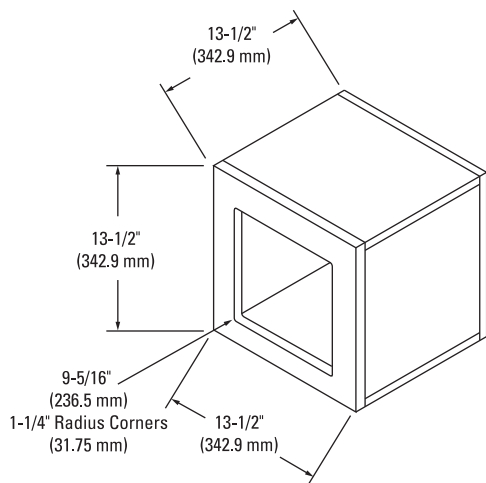


Recommended Power Rating of 250 - 500 Watts RMS

S6510-44 Recommended Enclosures

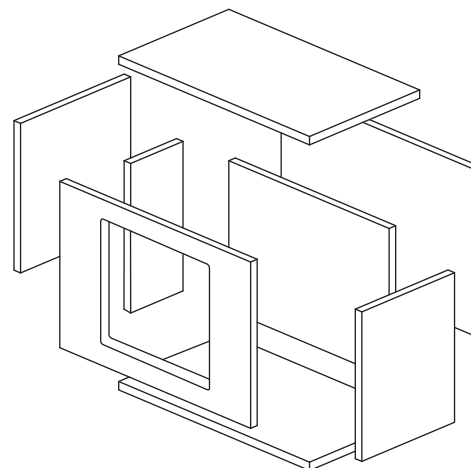
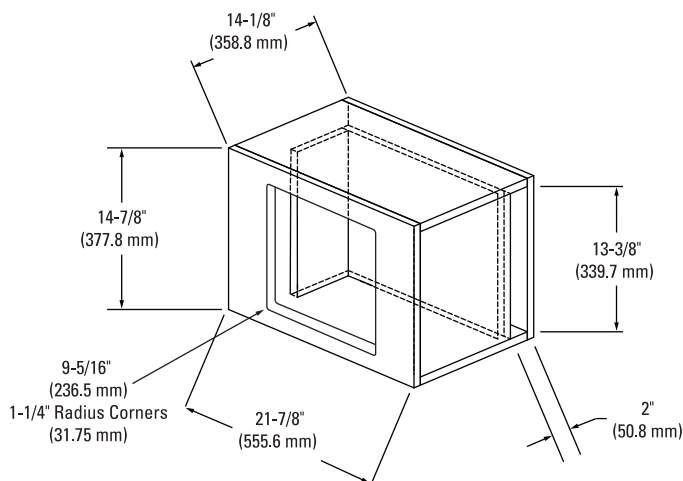
For the best possible sound quality where space is a premium, MTX recommends using a sealed enclosure. For excellent sound quality with increased output compared to sealed enclosures (3dB or more), MTX recommends using a vented enclosure. All recommended enclosures have been designed and thoroughly tested by MTX. For additional enclosure designs check the MTX website.

Sealed Enclosure



Net Internal Volume: 1.00 ft³

Vented Enclosure



Net Internal Volume: 2.00 ft³
Port Length: 24"

Buy quality subwoofers and boxes in our online store.