




Step 1: Remove power steering cap, remove as much fluid from tank as possible



Step 2: Slide rear hose clamp down from tank



Step 3: Push mounting tab back and slide tank up from mounting bracket



Step 4: Remove tank from mounting bracket and rear line





Step 5: Slide front hose clamp down from tank





Step 6: Remove front line from tank



Step 7: Install front line over nipple



Step 8: Reinstall front hose clamp



Step 9: Slide tank over mounting bracket





Step 10: Install rear line over nipple and reinstall hose clamp



Step 11: Fill with fluid and reinstall fill cap

Rely only on high-grade performance steering parts offered on our virtual shelves.