

mityvac®

Mityvac Cooling System Service Equipment

**Models MV4508, MV4534 and MV4533
extend Mityvac's line of professional
cooling system service equipment.
These innovative tools enable technicians
to diagnose and service automotive cooling
systems faster and more economically.**

MV4508 Universal Cooling System Adapter

MV4533 Cooling System AirEvac

MV4534 Universal Cooling System Tester

**Each model features Mityvac's latest
universal cooling system adapter
design, which provides the quickest,
most-efficient connection to an
automotive cooling system.**



MV4533



MV4534

MV4508

mityvac®

MV4534 Universal Cooling System Test Kit

Mityvac's MV4534 is a professional-grade, automotive cooling system test kit. It quickly pinpoints external leaks, the most common cause of engine overheating, and aids in diagnosing internal leaks caused by a blown head gasket or cracked block or head.

The kit combines a high-quality pressure pump with Mityvac's universal cooling system adapter for quick, efficient and accurate testing, without the need for costly application-specific adapters. The pump features a large-capacity stroke to quickly reach peak pressure and includes a 2½ in. diameter gauge with easy-to-read, color-coded test level indicators.



mityvac[®]

MV4533 Cooling System AirEvac Kit

The MV4533 Cooling System AirEvac Kit refills automotive cooling systems in seconds, while eliminating the risk of trapped air. The kit combines Mityvac's universal cooling system adapter with a powerful, compressed-air-operated venturi vacuum to quickly install and

evacuate air from an empty cooling system. Once purged of air, the system can be monitored for leaks before using the vacuum to draw in new coolant. The entire purge-and-refill process is simple, clean and reliable.



MV4508 Universal Cooling System Adapter

The MV4508 Universal Cooling System Adapter is simple and quick to install in virtually any radiator or coolant reservoir neck. The rubber, step-and-cone design features a self-locking, nested cam* and internal restrictor* that combine to provide a secure, airtight seal with only a single rotation of the expansion knob.

The unique adapter is fully self-contained -- no component change is required -- so there are no extra parts to maintain. Also, its compact size allows for convenient storage in a toolbox.

The MV4508 is an economical alternative to application-specific adapters. It fits pressure pumps with a common radiator neck-style connection and replaces more than 20 individual adapters used to pressure test the cooling systems on cars, vans and light- and heavy-duty trucks.

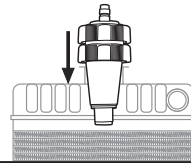
*Patent pending feature

LINCOLN
®



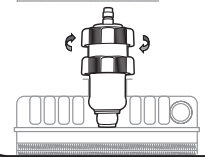
1. Insert adapter

Thoroughly wipe inner diameter of filler neck or expansion bottle with a clean shop rag to remove any coolant residue.

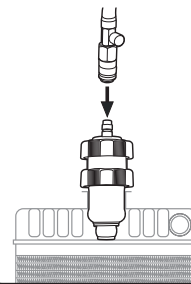


2. Expand adapter

While holding the bottom knob, rotate the top knob of the adapter clockwise until rubber fully engages the interior wall of the filler neck. Pull up on the adapter with reasonable force to ensure it holds firmly in place.



3. Attach pump



4. Pressurize system

Operate pump to achieve system pressure. Observe gauge and inspect for leaks.

