

 *Maxxima*[®] | 2016

WHERE QUALITY MANUFACTURING IS STANDARD OPERATING PROCEDURE



Maxxima's new product innovations and technological achievements continue to lead the commercial vehicle market.

LED lamps with extended life, energy saving characteristics and intense glow combined with specially formulated proprietary lens designs has provided some of the most exciting new products in the industry. With several patents issued, Maxxima will continue to revolutionize the lighting industry with superior light emission, greater visibility and elevated performance. Since 2008 all Maxxima 4" products incorporate Spin Welding and all oval lamps incorporate Linear Welding techniques.

By purchasing Maxxima, you become the owner of exceptional lighting products recognized by the most reputable dealers in the world. Please examine many of the unique features outlined in this brochure. Maxxima is proud to recommend its highly qualified and professional dealer network to guide you through your product selection.

Come grow with us and be a part of history to replace Edison's century old incandescent bulb with Maxxima LED [Lighting Products](#).

Maxxima continually strives to upgrade and improve the quality, materials, workmanship and manufacturing processes of its product line. Respectfully, specifications displayed in this brochure may be subject to change without notification. Any changes or amendments will be reflected in ensuing printings.

ALL MAXXIMA LED VEHICLE LIGHTING PRODUCTS ARE US FMVSS 108 AND CANADIAN CMVSS 108 COMPLIANT.

MAXXIMA TECHNICAL SERVICES & LABORATORY

Maxxima announces the establishment of the Maxxima Technical Services & Laboratory (MTSL) for the purpose of providing the most advanced quality testing for Maxxima LED products with two locations in Hauppauge, NY USA and Bucheon City, South Korea. When purchasing any Maxxima LED lighting product, you can rest assured the light output and performance are precisely as advertised.

All Maxxima vehicle lighting products are tested by an independent certified laboratory for FMVSS-108 US, CMVSS-108 Canadian compliance and applicable SAE standards.

MAXXIMA MISSION AND VALUES

OUR MISSION: At Maxxima, we design, fabricate and deliver innovative, dependable and technologically advanced products coupled with customer satisfaction.

OUR VALUES: AS A COMPANY WE VALUE:

- Candor, respect, integrity and a moral compass as a guide.
- A good reputation and brand because if ever destroyed can never be retrieved, even with substantial financial resources.
- Enthusiasm over our customers and their needs.
- Accountability to customers, employees, and partners.
- Finding and developing talented individuals.
- Our suppliers, partners and field associates.
- Innovations and creativity.
- Product quality and reliability, speed and pricing integrity.
- A global mind set to our products and services.

TABLE OF CONTENTS 2016

FORWARD LIGHTING	4-7
WORK LIGHTS	8-19
COMPARTMENT / CARGO LIGHTS	20-32
WARNING	33-38
STOP / TAIL / TURN	39-42
PARK TURN	43-46
DUAL VOLTAGE 12/24VDC	47-48
BACK-UP	49-50
BUS	51
PEDESTAL	52
IDENTIFICATION BARS	53
CLEARANCE MARKER	54-65
LIGHTING ID CODES	66-67
MOUNTING ACCESSORIES	68-69
ELECTRICAL	70
FLASHLIGHTS / PROMOTIONAL ITEMS	71
MAXXIMA WARRANTY	72
RETAIL DISPLAYS	73-74
CATALOG PART NUMBER CROSS REFERENCE	75-77
HOME / OFFICE LIGHTING PRODUCTS	78-79

CATALOG TERMS

THE FOLLOWING TERMS HAVE BEEN USED THROUGHOUT THIS CATALOG.

STOP/TAIL/TURN	STT
PARK/CLEARANCE/AUXILIARY/TURN	PCAT
PARK/FRONT TURN	PFT
PARK/REAR TURN	PRT
AUXILIARY TURN	AT
AUXILIARY STOP	AS

7" ROUND INTEGRATED DUAL BEAM LED HEAD LIGHT



PART NUMBER

**MHL-07HILO
M50915**

**7" ROUND DUAL BEAM
HEAD LIGHT LOAD
EQUALIZER MODULE**

** See Advisory Below*

LEDs	5
Voltage	12/24VDC
Connector	H4 3 Blade
Dimensions	7" Diameter
Amp Draw	2.04A, 12VDC 1.05A, 24VDC
Legal Heading	DOT HL

- FMVSS-108 and CMVSS-108 Compliant
- Auto Select 12/24VDC
- Polycarbonate Lens with Hard Coating Shell
- Completely Sealed Electronics
- Standard OEM Blade Connector
- Retrofits ANSI # 6014, 6015, 6016, H6024 and Par 56
- 5 Year Warranty

Low Voltage Advisory:

Maxxima LED Head Lights require constant 12VDC/24VDC to operate correctly. Some vehicles are equipped with a special controller that lowers voltage to the low beam to simulate a DRL. This can cause your Maxxima LED head light to flicker or fail to turn on. If this condition exists please contact Maxxima engineering for a possible work around or fix.

M50915 is for 12VDC systems where LED headlight low beam amp draw is to small.

5" X 7" RECTANGULAR INTEGRATED DUAL BEAM LED HEAD LIGHT



PART NUMBER

**MHL-5X7HILO
M50915**

**5" X 7" DUAL BEAM
HEAD LIGHT LOAD
EQUALIZER MODULE**

** See Advisory Below*

LEDs	5
Voltage	12/24VDC
Connector	H4 3 Blade
Dimensions	7.9" X 5.6" X 4.2"
Amp Draw	2.11A, 12VDC 1.06A, 24VDC
Legal Heading	DOT HL

- FMVSS-108 and CMVSS-108 Compliant
- Auto Select 12/24VDC
- Polycarbonate Lens with Hard Coating Shell
- Completely Sealed Electronics
- Standard OEM Blade Connector
- Retrofits ANSI # 6052, 6053, H6054 & HP6054
- 5 Year Warranty

Low Voltage Advisory:

Maxxima LED Head Lights require constant 12VDC/24VDC to operate correctly. Some vehicles are equipped with a special controller that lowers voltage to the low beam to simulate a DRL. This can cause your Maxxima LED head light to flicker or fail to turn on. If this condition exists please contact Maxxima engineering for a possible work around or fix.

M50915 is for 12VDC systems where LED headlight low beam amp draw is to small.

4" X 6" RECTANGULAR HIGH BEAM LED HEAD LIGHT



PART NUMBER

**MHL-4X6HI
M50914**

**4" X 6" HIGH BEAM
HEAD LIGHT LOAD
EQUALIZER MODULE**
** See Advisory Below*



LEDs	6
Voltage	Auto Select 12/24VDC
Connector	H4 2 Blade
Dimensions	6.6" X 4.2" X 3.6"
Amp Draw	1.4A, 12VDC 0.7A, 24VDC
Legal Heading	DOT U SAE HL

- FMVSS-108 and CMVSS-108 Compliant
- Auto Select 12/24VDC
- Polycarbonate Lens with Hard Coating Shell
- Completely Sealed Electronics
- Standard OEM Blade Connector
- Retrofits ANSI # H4651
- 5 Year Warranty

Low Voltage Advisory:

Maxxima LED Head Lights require constant 12VDC/24VDC to operate correctly. Some vehicles are equipped with a special controller that lowers voltage to the low beam to simulate a DRL. This can cause your Maxxima LED head light to flicker or fail to turn on. If this condition exists please contact Maxxima engineering for a possible work around or fix.

M50914 is for 12VDC systems where LED headlight high beam amp draw is to small.

4" X 6" RECTANGULAR LOW BEAM LED HEAD LIGHT



PART NUMBER

**MHL-4X6LL
M50914**

**4" X 6" LOW BEAM ONLY
HEAD LIGHT LOAD
EQUALIZER MODULE**
** See Advisory Below*



LEDs	4
Voltage	Auto Select 12/24VDC
Connector	H4 2 Blade
Dimensions	6.6" X 4.2" X 3.6"
Amp Draw	1.0A 12V 0.55A 24V
Legal Heading	DOT L SAE HL

- FMVSS-108 and CMVSS-108 Compliant
- Auto Select 12/24VDC
- Polycarbonate Lens with Hard Coating Shell
- Completely Sealed Electronics
- Standard OEM Blade Connector
- Retrofits ANSI # H4656
- 5 Year Warranty

Low Voltage Advisory:

Maxxima LED Head Lights require constant 12VDC/24VDC to operate correctly. Some vehicles are equipped with a special controller that lowers voltage to the low beam to simulate a DRL. This can cause your Maxxima LED head light to flicker or fail to turn on. If this condition exists please contact Maxxima engineering for a possible work around or fix.

M50914 is for 12VDC systems where LED headlight low beam amp draw is to small.

2 LED FOG LIGHT



PART NUMBER
MFL-100W

WHITE



LEDs	2
Lumens	250
Dimensions	5.9" X 3.7" X 2.1"
DOT/SAE	J583
Legal Heading	F
Voltage	Auto Select 12/36VDC
Amp Draw	12V 750ma 36V 400ma
Mounting	5/16" Diameter Bolt

- Philips LUXEON Z
- Auto Select 12/36VDC
- Flood Beam Pattern
- Polycarbonate Housing
- Polycarbonate Lens
- Low LED Amp Draw
- Stainless Steel Bolt & Bracket
- 5 Year Warranty



PART NUMBER **PLB-630-A**

LEDs	3
Width	4.4"
Height	1.4"
Depth	1.2"
Voltage	12.8VDC
Amp Draw	250ma
Mounting	Surface
Connector	2 Wire Leads

- White Projector Light
- 3 X 1 Watt White LEDs
- Polycarbonate Lens
- Stainless Steel Mounting Bracket
- Black Cast Aluminum Housing
- 5 Year Warranty



PART NUMBER **PLB-626**

LEDs	12
Width	4.4"
Height	1.3"
Depth	1.4"
Voltage	12.8VDC
Amp Draw	110ma
Mounting	Surface
Connector	2 Wire Leads

- White Projector Light
- 12 White LEDs
- Polycarbonate Lens
- Stainless Steel Mounting Bracket
- Black Cast Aluminum Housing
- 5 Year Warranty



PART NUMBER **PLB-640**

LEDs	5
Width	7.90"
Height	1.20"
Depth	1.30"
Voltage	12.8VDC
Amp Draw	400ma
Mounting	Surface
Connector	2 Wire Leads

- DRL Daytime Running Light
- 5 White LEDs
- Polycarbonate Lens
- Stainless Steel Mounting Bracket
- Black Cast Aluminum Housing
- 5 Year Warranty

All work Lights are not created equal. Many manufacturers make claims about the Lumen output that are misleading. At Maxxima all of our work lights undergo stringent testing to measure light output in an Integrating Sphere, in accordance with **Illuminating Engineering Society of North America (IESNA) standard LM-79**. Light output is recorded after the lamp is completely warmed up at least 30 minutes. The test process ensures our customers the light output matches the listed Lumen output.



WORK LIGHT WARM LUMEN TABLE		WARM LUMENS	PAGE NUMBER
MWL-10SP	Round Mini Grommet Mount Work Light	300	19
MWL-10SP-SM	Round Mini Bracket Mount Work Light	300	19
MWL-04	Rectangular LED Work Light - Black 12/24VDC	400	18
MWL-13	Low Profile Surface Mount Work Light 12/24VDC	400	17
MWL-21	Rectangular 6 LED Work Light Black Aluminum Housing	400	16
MWL-22	Rectangular 6 LED Work Light Aluminum Finish Housing	400	16
MWL-33	3" X 6" Rectangular Exterior Surface Mount	400	10
M84437	Round 5 1/4" Flange Mount Work Light	440	15
MWL-19	Round 9 LED Black Work Light 12/24VDC	500	11
MWL-26	Rectangular 9 LED Black Work Light 12/24VDC	500	11
MWL-27	Square 9 LED Black Work Light 12/24VDC	500	11
MWL-01B	Round LED Work Light	550	19
MWL-01LS	Round Exterior 6 LED Work Light	550	19
MWL-11HL	Round 4" Black Rubber LED Work Light - 12/24VDC	700	18
MWL-12	Round 4" LED Work Light - Lamp Only for MWL-11HL	700	18
MWL-14	Low Profile Surface Mount Work Light 12/24VDC	700	17
MWL-20	Mini Square Work Light 12/24VDC	800	16
MWL-20FB	Mini Square Focus Beam LED Work Light 12/24VDC	800	16
MWL-20LS	Mini Square LED Work Light 12/24VDC Liquid Silver Housing	800	16
MWL-18-B	Mini Oval Work Light Dry Fit Connector	1,000	16
MWL-28	Round 6 LED Black Work Light 12/24VDC	1,200	12
MWL-29	Rectangular 6 LED Work Light 12/24VDC	1,200	12
MWL-30	Square 6 LED Work Light 12/24VDC	1,200	12
MWL-01HP	Round LED Work Light - Black 12/24 VDC	1,200	19
MWL-05SP	Rectangular LED Work Light - Black 12/36VDC	1,200	17
MWL-31SP	Square Compact Work Light	1,350	10
MWBL-1	Maxxima Work Bar Light Surface Mount	1,450	14
MTBL-10	Maxxima Tow Bar Light Surface Mount U-Bracket	1,450	14
MWL-50SP	Rectangular 6 LED Work Light Black Aluminum Housing 12/36VDC	1,550	13
MWL-16	Square LED Work Light 12/24VDC	1,750	16
MWL-07SP	Rectangular LED Work Light - Black 12/36VDC	1,800	17
MWL-57SP	Rectangular 10 LED Work Light Black Aluminum Housing 12/36VDC	2,150	13
MWL-24SP	Oval 8 LED Work Light 12/24VDC	2,500	15
MWL-25SP	Oval 5 LED Work Light 12/24VDC	3,600	15

PORTABLE RECHARGEABLE LITHIUM WORK LIGHTS

The new line of Maxxima Portable Rechargeable Lithium Work Lights provide convenient easy to use portable lighting. Available in 2350, 1750 and 800 Lumen models.

**PART NUMBER**

MPWL-30 2350 HI / 1200 LO LUMENS
MPWL-30WALLCH REPLACEMENT WALL CHARGER
MPWL-MAG30 MAGNETIC MOUNTING KIT

- Portable Rechargeable Lithium Battery
- 1 LED COB Technology
- Cigarette 12/24VDC & 100-240VAC Charging
- 120° Beam Angle, 30,000 Hour Life Span
- 5 Hour Full Charge Time
- Operation Time 3-4 Hours Hi 6-8 Hours Low
- 3 Position Switch, Charge Status Indicator
- 1 Year Warranty

**PART NUMBER**

MPWL-20 1750 HI / 800 LO LUMENS
MPWL-MAGKIT MAGNETIC MOUNTING KIT
MPWL-20WALLCH REPLACEMENT WALL CHARGER
MPWL-CARCH REPLACEMENT CAR CHARGER
MPWL-GLASS20 REPLACEMENT TEMPERED GLASS LENS

- Portable Rechargeable Lithium Battery
- 1 LED COB Technology
- Cigarette 12/24VDC & 110-240VAC Charging
- 120° Beam Angle, 30,000 Hour Life Span
- 4-5 Hour Full Charge Time
- Operation Time 3-4 Hours Hi 6-8 Hours Low
- 3 Position Switch, Charge Status Indicator
- 1 Year Warranty

**PART NUMBER**

MPWL-10 800 HI / 400 LO LUMENS
MPWL-MAGKIT MAGNETIC MOUNTING KIT
MPWL-10WALLCH REPLACEMENT WALL CHARGER
MPWL-CARCH REPLACEMENT CAR CHARGER
MPWL-GLASS10 REPLACEMENT TEMPERED GLASS LENS

- Portable Rechargeable Lithium Battery
- 1 LED COB Technology
- Cigarette 12/24VDC & 110-240VAC Charging
- 120° Beam Angle, 30,000 Hour Life Span
- 4-5 Hour Full Charge Time
- Operation Time 3-4 Hours Hi 6-8 Hours Low
- 3 Position Switch, Charge Status Indicator
- 1 Year Warranty

COMPACT SQUARE 1,350 LUMEN 2 LED 12/24VDC WORK LIGHT



PART NUMBER
MWL-31SP



LEDs	2 Philips LUXEON® M LEDs
Lumens	1,350
Dimensions	4.1" X 3.2" X 2.7"
Voltage	Auto Select 12/24VDC
Amp Draw	1.7A 12VDC 800MA 24VDC
Connector	DRY-FIT
Mounting	5/16" Diameter Bolt

- Philips LUXEON® M LEDs
- Auto Select 12/24VDC
- Black Coated Aluminum Housing
- Dry-Fit Connector Included
- Polycarbonate Lens
- Low LED Amp Draw
- Stainless Steel Bolt & Bracket
- 5 Year Warranty

RECTANGULAR SURFACE MOUNT 400 LUMEN SCENE / LOAD LIGHT
40° DOWN ANGLE LIGHT OUTPUT



PART NUMBER
MWL-33
M50140

WHITE
ADHESIVE MOUNTING GASKET



LEDs	9
Lumens	400
Dimensions	5.2" X 2.2" X 0.7"
Voltage	12VDC
Amp Draw	520MA 12VDC
Connector	2 Wire Leads
Mounting	4 5/32" Mounting Holes

- Cast Aluminum Housing
- Polycarbonate Lens
- Low LED Amp Draw
- 5 Year Warranty

The MWL-19, 26 and 27 Series Work Lights are powerful compact thin LED work lights. Providing exceptional 500 Lumen flood beam light output using nine LEDs. Featuring new space age polymer housing, shatter proof polycarbonate lens, and stainless steel mounting bracket and bolt.

- Color Retail Packaging
- 9 LEDs
- Dual Auto Select 12/24VDC
- Polycarbonate Housing
- Polycarbonate Lens
- Stainless Steel Bracket and Bolt
- 5 Year Warranty



PART NUMBER

MWL-19
MWL-19Y

WHITE ROUND
AMBER ROUND



Lumens	500
LEDs	9
Dimensions	4.8" WX 1.5" D
Voltage	12/24VDC
Amp Draw	810ma 12V 440ma 24V
Connector	2 Blunt Cut 11" Lead
Mounting	Stainless Steel Bracket with Bolt



PART NUMBER

MWL-26

RECTANGULAR

Lumens	500
LEDs	9
Dimensions	5.9" WX 3.7" H X 1.6" D
Voltage	12/24VDC
Amp Draw	960ma 12V 540ma 24V
Connector	2 Blunt Cut 11" Lead
Mounting	Stainless Steel Bracket with Bolt



PART NUMBER

MWL-27

SQUARE

Lumens	500
LEDs	9
Dimensions	4.7" WX 4.2" H X 1.6" D
Voltage	12/24VDC
Amp Draw	960ma 12V 540ma 24V
Connector	2 Blunt Cut 11" Lead
Mounting	Stainless Steel Bracket with Bolt

1,200 LUMEN 6 LED WORK LIGHTS

The new series of 6 LED 1,200 Lumen work lights provide a wide flood beam pattern perfect for work and utility applications. Dual Auto Select 12/24VDC voltage, Powder coated aluminum housing, shatter proof polycarbonate lens, and stainless steel mounting bracket & bolt.



PART NUMBER

MWL-28 ROUND



LEDs	6
Lumens	1,200
Dimensions	4.7" Diameter X 1.6" Deep
Voltage	12/24VDC Auto Select Dual Voltage
Amp Draw	1.56A 12V 0.90A 24V
Connector	2 Blunt Cut 11" Jacketed Leads
Mounting	Steel Bracket with Stainless Steel Bolt
Warranty	5 Year



PART NUMBER

MWL-29 RECTANGULAR

LEDs	6
Lumens	1,200
Dimensions	5.9" X 3.6" X 1.7"
Voltage	12/24VDC Auto Select Dual Voltage
Amp Draw	1.56A 12V 0.90A 24V
Connector	2 Blunt Cut 11" Jacketed Leads
Mounting	Steel Bracket with Stainless Steel Bolt
Warranty	5 Year



PART NUMBER

MWL-30 SQUARE

LEDs	6
Lumens	1,200
Dimensions	4.7" X 4.3" X 1.5"
Voltage	12/24VDC Auto Select Dual Voltage
Amp Draw	1.56A 12V 0.90A 24V
Connector	2 Blunt Cut 11" Jacketed Leads
Mounting	Steel Bracket with Stainless Steel Bolt
Warranty	5 Year

1,550 LUMEN 6 LED SPECIAL PERFORMANCE MULTI-VOLTAGE RECTANGULAR WORK LIGHT



PART NUMBER MWL-50SP



LEDs	6
Lumens	1,550
Dimensions	6.2" X 3.8" X 1.8"
Voltage	Auto Select 12/36VDC
Amp Draw	1.5A 12V .52A 36V
Connector	2 Wire Leads
Mounting	5/16" Diameter Bolt

- Philips Lumileds LUXEON® T LEDs
- 12/36VDC Multi-Voltage
- Flood Beam Pattern
- Aluminum Powder Coated Housing
- Polycarbonate Lens
- Low LED Amp Draw
- Stainless Steel Bolt and Bracket
- 5 Year Warranty

2,150 LUMEN 8 LED SPECIAL PERFORMANCE MULTI-VOLTAGE RECTANGULAR WORK LIGHT



PART NUMBER MWL-57SP



LEDs	8
Lumens	2,150
Dimensions	6.2" X 3.8" X 1.8"
Voltage	Auto Select 12/36VDC
Amp Draw	2.3A 12V 830MA 36V

- Philips Lumileds LUXEON® T LEDs
- 12/36VDC Multi-Voltage
- Flood Beam Pattern
- Aluminum Powder Coated Housing
- Polycarbonate Lens
- Low LED Amp Draw
- Stainless Steel Bolt and Bracket
- 5 Year Warranty

1,450 LUMEN 15 LED LOW PROFILE FLAT BED ROLL OFF WORK LIGHT



MTBL-10 | A powerful rectangular compact thin LED work light. Providing exceptional 1,450 Lumen flood beam light output using 15 LEDs. Featuring Heavy Duty Powder Coated Steel Bracket and Mounting Bolts. Adjustable LED Light Head for precise illumination of the work area.

PART NUMBER

MTBL-10
MTBL-UBAR U BRACKET ONLY



LEDs	15
Lumens	1,450
Dimensions	29.5" X 10.25" X 2.0"
Voltage	12VDC
Amp Draw	1.3A 12VDC
Connector	Jerr-Dan OEM Connector
Mounting	Two Hole Bracket Mount

- Replaces Jerr-Dan[®] Incandescent Light Bar
- Aluminum Extruded Light Head
- Flood Beam Pattern
- Polycarbonate Lens
- Low LED Amp Draw
- Steel Bracket & Bolts
- 5 Year Warranty

1,450 LUMEN 15 LED SURFACE MOUNT LOW PROFILE WORK LIGHT



MWBL-1 | A powerful rectangular compact thin Surface Mount LED work light. Providing exceptional 1,450 Lumen flood beam light output using 15 LEDs. Featuring Heavy Duty Powder Coated Steel Brackets and Mounting Bolts. Adjustable LED Light Head for precise illumination of the work area.

PART NUMBER

MWBL-1



LEDs	15
Lumens	1,450
Dimensions	27.7" X 2.8" X 1.5"
Voltage	12VDC
Amp Draw	1.3A 12VDC
Connector	2 Blunt Cut Leads
Mounting	Surface Mount Steel Brackets and Bolts

- Aluminum Extruded Light Head
- Flood Beam Pattern
- Polycarbonate Lens
- Low LED Amp Draw
- Steel Bracket & Bolts
- 5 Year Warranty

2,500 LUMEN OVAL 8 LED DUAL VOLTAGE WORK LIGHT


PART NUMBER
MWL-24SP


LEDs	8
Lumens	2,500
Dimensions	6.3" X 5.3" X 3.6"
Voltage	Auto Select 12/24VDC
Amp Draw	3.71A 12V 1.84A 24V
Connector	2 10" Wire Leads
Mounting	15/32" Diameter Bolt

- 2 Luxeon M/6 G2 LEDs
- Dual 12/24VDC Auto Select
- Flood Beam Pattern
- Aluminum Powder Coated Housing
- Polycarbonate Lens
- Low LED Amp Draw
- Stainless Steel Bolt & Swivel Bracket
- 5 Year Warranty

3,600 LUMEN OVAL 5 LED DUAL VOLTAGE WORK LIGHT


PART NUMBER
MWL-25SP


LEDs	5
Lumens	3,600
Dimensions	6.3" X 5.3" X 3.6"
Voltage	Auto Select 12/24VDC
Amp Draw	5.25A 12V 2.5A 24V
Connector	2 10" Wire Leads
Mounting	15/32" Diameter Bolt

- 5 Luxeon M LEDs
- Dual 12/24VDC Auto Select
- Flood Beam Pattern
- Aluminum Powder Coated Housing
- Polycarbonate Lens
- Low LED Amp Draw
- Stainless Steel Bolt & Swivel Bracket
- 5 Year Warranty

440 LUMEN 21 LED WHITE 5 1/4" FLANGE MOUNT INTERIOR/EXTERIOR WORK


PART NUMBER
M84437

LEDs	21 White
Lumens	440
Diameter	5 1/4"
Depth	0.5"
Voltage	12VDC
Amp Draw	480ma
Connector	2 Blunt Cut Leads
Mounting	Grommet

- Thin 0.5" Low Profile Design
- Strain Relief Clip
- Completely Sealed
- Polycarbonate Lens & Housing
- 5 Year Warranty

1,000 LUMEN OVAL COMPACT MULTI-VOLTAGE WORK LIGHT



PART NUMBER
MWL-18-B



LEDs	4
Lumens	1,000
Dimensions	3.5" WX 3.0" H X 3.0" D
Voltage	12.8VDC / 36VDC
Amp Draw	1.8A - 0.6A
Connector	2 11" Wire Leads
Mounting	3/8" Diameter Bolt

- Focus Beam Pattern
- Aluminum Powder Coated Housing
- Polycarbonate Lens
- Low LED Amp Draw
- 5 Year Warranty

1,750 LUMEN SQUARE 10 LED DUAL VOLTAGE WORK LIGHT



PART NUMBER
MWL-16



LEDs	10
Lumens	1,750
Dimensions	4.6" X 4.1" X 3"
Voltage	Auto Select 12/24VDC
Amp Draw	2.71A 12V 1.44A 24V
Connector	2 Wire
Mounting	3/8" Diameter Bolt

- 10 LEDs
- Dual 12/24VDC Auto Select
- Flood Beam Pattern
- Aluminum Powder Coated Housing
- Polycarbonate Lens
- Low LED Amp Draw
- Stainless Steel Bolt & Bracket
- 5 Year Warranty

800 LUMEN MINI SQUARE 4 LED DUAL VOLTAGE WORK LIGHT



PART NUMBER

MWL-20
MWL-20FB
MWL-20LS

BLACK FINISH
FOCUS BEAM
SILVER FINISH



LEDs	4
Lumens	800
Dimensions	3.2" X 3.2" X 2.2"
Voltage	Auto Select 12/24VDC
Amp Draw	1.25A 12V 0.71A 24V
Connector	2 10" Wire Leads
Mounting	5/16" Diameter Bolt

- 4 LEDs
- Dual 12/24VDC Auto Select
- Flood & Focus Beam Patterns
- Aluminum Powder Coated Housing
- Polycarbonate Lens
- Low LED Amp Draw
- Stainless Steel Bolt & Bracket
- 5 Year Warranty

400 LUMEN RECTANGULAR WORK LIGHTS



PART NUMBER

MWL-21
MWL-22

BLACK
SILVER

LEDs	6
Lumens	400
Dimensions	4.4" X 2.5" X 1.1"
Voltage	12.8VDC
Amp Draw	680ma
Connector	2 11" Wire Leads

- 6 LEDs
- Flood Beam Pattern
- Aluminum Powder Coated Housing
- Polycarbonate Lens
- Low LED Amp Draw
- Stainless Steel Bolt & Bracket
- 5 Year Warranty

700 LUMEN 3 LED LOW PROFILE SURFACE MOUNT DUAL VOLTAGE WORK LIGHT



PART NUMBER

MWL-14
M50126

SWIVEL BRACKET



LEDs	3
Lumens	700
Dimensions	5.9" X 2.2" X 0.9"
Voltage	12/24VDC
Amp Draw	1,200ma 12V 570ma 24V
Connector	2 Wire
Mounting	2 Hole Surface Mount

- 300° Fahrenheit Temperature Rated
- High Temp Glass Lens
- Flood Beam Pattern
- Aluminum Housing
- Auto Select 12/24VDC
- Low LED Amp Draw
- Optional Swivel Mount Bracket
- 5 Year Warranty

400 LUMEN 2 LED LOW PROFILE SURFACE MOUNT DUAL VOLTAGE WORK LIGHT



PART NUMBER

MWL-13
M50126

SWIVEL BRACKET



LEDs	2
Lumens	400
Dimensions	5.9" X 2.2" X 0.9"
Voltage	12/24VDC
Amp Draw	550ma 12V 310ma 24V
Connector	2 Wire
Mounting	2 Hole Surface Mount

- 300° Fahrenheit Temperature Rated
- High Temp Glass Lens
- Flood Beam Pattern
- Aluminum Housing
- Auto Select 12/24VDC
- Low LED Amp Draw
- Optional Swivel Mount Bracket
- 5 Year Warranty

1,800 LUMEN 10 LED SPECIAL PERFORMANCE MULTI VOLTAGE RECTANGULAR WORK LIGHT



NEW | **HIGHER LUMENS**

PART NUMBER

MWL-07SP



LEDs	10
Lumens	1,800
Dimensions	6.3" X 3.9" X 1.8"
Voltage	Auto Select 12/36VDC
Amp Draw	2.27A 12V 810MA 36V
Connector	2 Wire
Mounting	5/16" Diameter Bolt

- Philips LUXEONT® LEDs
- Auto Select 12/36VDC
- Flood Beam Pattern
- Aluminum Powder Coated Housing
- Polycarbonate Lens
- Low LED Amp Draw
- Stainless Steel Bolt & Bracket
- 5 Year Warranty

1,200 LUMEN 6 LED SPECIAL PERFORMANCE MULTI VOLTAGE RECTANGULAR WORK LIGHT



NEW | **HIGHER LUMENS**

PART NUMBER

MWL-05SP



LEDs	6
Lumens	1,200
Dimensions	6.3" X 3.9" X 1.8"
Voltage	Auto Select 12/36VDC
Amp Draw	1.54A 12V 540ma 36V
Connector	2 Wire
Mounting	5/16" Diameter Bolt

- Philips LUXEONT® LEDs
- Auto Select 12/36VDC
- Flood Beam Pattern
- Aluminum Powder Coated Housing
- Polycarbonate Lens
- Low LED Amp Draw
- Stainless Steel Bolt & Bracket
- 5 Year Warranty

GREEN 6 LED SPECIAL PERFORMANCE DUAL VOLTAGE 4X4 ATV RECTANGULAR WORK LIGHT



PART NUMBER
MWL-05SPGR GREEN LED

LEDs	6
Dimensions	6.3" X 3.9" X 1.8"
Voltage	Auto Select 12/36VDC
Amp Draw	1.12A 12V 400MA 36V
Connector	2 Wire
Mounting	5/16" Diameter Bolt

- 6 Green LEDs—Soft Light Won't Spook Prey
- Philips Lumileds LUXEON® Rebel LEDs
- Preferred By Hunters
- Auto Select 12/36VDC
- Flood Beam Pattern
- Aluminum Powder Coated Housing
- Polycarbonate Lens
- Low LED Amp Draw
- Stainless Steel Bolt & Bracket
- 5 Year Warranty



400 LUMEN 6 LED DUAL VOLTAGE RECTANGULAR WORK LIGHT



PART NUMBER
MWL-04



LEDs	6
Lumens	400
Dimensions	5.9" X 3.6" X 1.6"
Voltage	Auto Select 12/24VDC
Amp Draw	870ma 12V 470ma 24V
Connector	2 Wire
Mounting	5/16" Diameter Bolt

- Dual 12/24VDC Voltage
- Flood Beam Pattern
- Aluminum Powder Coated Housing
- Polycarbonate Lens
- Low LED Amp Draw
- Stainless Steel Bolt & Bracket
- 5 Year Warranty

700 LUMEN 6 LED 4" ROUND RUBBER HOUSING DUAL VOLTAGE WORK LIGHT



PART NUMBER
MWL-11HL
MWL-12
MRH-11
M50411
M50412



LAMP ONLY
HOUSING ONLY
BLACK GROMMET
ANGLED GROMMET



M50411

M50412

LEDs	6
Lumens	700
Diameter	4.40"
Voltage	12/24VDC
Amp Draw	1600ma 12V 940ma 24V
Connector	Single Wire
Mounting	5/16" Diameter Bolt

- Dual 12/24VDC Voltage
- Flood Beam Pattern
- Black Rubber Housing
- Polycarbonate Lens
- Low LED Amp Draw
- 5 Year Warranty

1" ROUND MICRO LED WORK LIGHT



PART NUMBER
M09370WCL-NS

LED	1
Lumens	50
Diameter	1"
Voltage	12VDC
Amp Draw	130ma 12V
Connector	Blunt Cut Leads
Mounting	1 1/8" Hole

- 1" Micro Design
- Built In Black Grommet Included
- Polycarbonate Lens
- Low LED Amp Draw
- Stainless Steel Grommet Cover Included
- 5 Year Warranty

1,200 LUMEN 6 LED 5" ROUND DUAL VOLTAGE WORK LIGHT



PART NUMBER
MWL-01HP
MWL-01GUARD LENS COVER



LEDs	6
Lumens	1,200
Diameter	5"
Depth	1.8"
Voltage	12/24VDC
Amp Draw	2.5A 12VDC 1.3A 24VDC

- Dual 12/24VDC Voltage
- Flood Beam Pattern
- Aluminum Powder Coated Housing
- Polycarbonate Lens
- Low LED Amp Draw
- Stainless Steel Bolt & Bracket
- 5 Year Warranty

Connector 2 Wire Leads
Mounting 5/16" Diameter Bolt

550 LUMEN 6 LED 5" ROUND WORK LIGHT



PART NUMBER
MWL-01B
MWL-01LS SILVER FINISH
MWL-01GUARD LENS COVER



MWL-01GUARD

LEDs	6
Lumens	550
Diameter	5"
Depth	1.8"
Voltage	12VDC
Amp Draw	1.5A
Connector	2 Wire Leads
Mounting	5/16" Diameter Bolt

- Flood Beam Pattern
- Aluminum Powder Coated Housing
- Polycarbonate Lens
- Low LED Amp Draw
- Stainless Steel Bolt & Bracket
- 5 Year Warranty

2" ROUND 2 LED MINI 300 LUMEN LED SWIVEL MOUNT WORK LIGHT



PART NUMBER
MWL-10SP-SM BLACK FINISH
MWL-10SP-SMCHR CHROME FINISH

LEDs	2
Lumens	300
Diameter	2.7"
Depth	2.1"
Voltage	12VDC
Amp Draw	630ma

- 2" Mini Design
- Polycarbonate Lens & Housing
- Low LED Amp Draw
- Stainless Steel Bolt & Swivel Bracket
- 5 Year Warranty

Connector 2 Wire Leads
Mounting Bracket 5/16" Diameter Bolt



2" ROUND 2 LED MINI 300 LUMEN LED GROMMET MOUNT WORK LIGHT



PART NUMBER
MWL-10SP
M50124 STAINLESS GROMMET COVER
M50413 ANGLED GROMMET



M50124 M50413

LEDs	2
Lumens	300
Diameter	2.1
Depth	2.1
Voltage	12VDC
Amp Draw	630ma
Connector	Blunt Cut Leads
Mounting	2 1/8" Hole

- 2" Mini Design
- Polycarbonate Lens & Housing
- Low LED Amp Draw
- Black Vinyl Grommet Included
- 5 Year Warranty



1,500 HIGH LUMEN FLUSH MOUNT RECTANGULAR INTERIOR CARGO LIGHT



PART NUMBER
M84415 **FLUSH MOUNT**

LEDs 66
Lumens 1,500
Dimensions 1" D X 18.3" L X 5.3" H
Voltage 12.8VDC
CRI 86
Amp Draw 1.92A
Connector 2 Blunt Cut Leads
Mounting Flush

- Flush Mount
- 66 Samsung™ 2323 LEDs
- Bright Cool White Light Output
- Refrigeration/Moisture Safe
- Splash Proof Design
- Frosted Lens
- 5 Year Warranty

800 LUMEN RECTANGULAR FLUSH MOUNT INTERIOR LIGHT



PART NUMBER
M84439 **FLUSH MOUNT**



LEDs 48 White
Lumens 800
Dimensions 18.3" X 5.3" X 1"
Voltage 12.8VDC
Connector 2 Blunt Cut 12" Leads
Mounting Flush

- Bright Cool White Light Output
- Refrigeration / Moisture Safe
- Splash Proof Design
- Frosted Lens
- Polycarbonate Lens & Housing
- 5 Year Warranty

Amp Draw 980MA

800 LUMEN RECTANGULAR FLUSH MOUNT INTERIOR CARGO LIGHT WITH PIR SENSOR



PART NUMBER
M84444 **FLUSH MOUNT**



PIR SENSOR

LEDs 48 WHITE
Lumens 800
Dimensions 18.3" X 5.3" X 1"
Voltage 12.8VDC 880MA
Connector 2 Blunt Cut 12" Leads
Mounting Flush

- PIR SENSOR 3 Minute Timeout
- Polycarbonate Lens & Housing
- Refrigeration/Moisture Safe
- Splash Proof Design
- Frosted Lens
- 5 Year Warranty

570 LUMEN RECTANGULAR FLUSH MOUNT INTERIOR LIGHT



PART NUMBER
M84409

LEDs 36
Lumens 600
Width 18.3"
Height 5.30"
Depth 1"
Voltage 12.8VDC
Amp Draw 570ma

- Low Amp Draw
- Refrigeration Safe
- Resin Sealed Electronics
- Polycarbonate Lens
- Powder Coated Aluminum Housing
- 5 Year Warranty

Mounting Flush
Connector 2 Wire 7" Leads

380 LUMEN RECTANGULAR FLUSH MOUNT INTERIOR LIGHT



PART NUMBER
M84408

LEDs 28
Lumens 400
Width 18.3"
Height 5.30"
Depth 1"
Voltage 12.8VDC
Amp Draw 380ma

- Low Amp Draw
- Refrigeration Safe
- Resin Sealed Electronics
- Polycarbonate Lens
- Powder Coated Aluminum Housing
- 5 Year Warranty

Mounting Flush
Connector 2 Wire 7" Leads

2,600 HIGH LUMEN RECTANGULAR SURFACE MOUNT INTERIOR LIGHT



PART NUMBER
M84417 **SURFACE MOUNT**

LEDs 90
Lumens 2,600
Dimensions 0.8" D X 23.3" L X 3.50" H
Voltage 12.8VDC
Amp Draw 2.6A
Connector 2 Blunt Cut 12" Leads
Mounting Four Hole Surface

- Four Hole Surface Mount
- Bright Cool White Light Output
- Refrigeration/Moisture Safe
- Splash Proof Design
- Frosted Lens
- 5 Year Warranty

1,500 LUMEN RECTANGULAR SURFACE MOUNT INTERIOR LIGHT



PART NUMBER
M84416 **SURFACE MOUNT**

LEDs 66
Lumens 1,500
Dimensions 0.8" D X 16.6" L X 3.5" H
Voltage 12.8VDC
CRI 86
Amp Draw 1.92A
Connector 2 Blunt Cut 12" Leads
Mounting Four Hole Surface

- Surface Mount
- 66 Samsung™ 2323 LEDs
- Bright Cool White Light Output
- Refrigeration/Moisture Safe
- Splash Proof Design
- Frosted Lens
- 5 Year Warranty

800 LUMEN RECTANGULAR SURFACE MOUNT INTERIOR LIGHT



PART NUMBER
M84440 **SURFACE MOUNT**



LEDs 48 White
Lumens 800
Dimensions 16.5" X 3.5" X 0.8"
Voltage 12.8VDC
Connector 2 Blunt Cut 12" Leads
Mounting Four Hole Screws Included

- Bright Cool White Light Output
- Refrigeration/Moisture Safe
- Splash Proof Design
- Frosted Lens
- Polycarbonate Lens & Housing
- 5 Year Warranty

Amp Draw 830MA

1,275 LUMEN RECTANGULAR SURFACE MOUNT INTERIOR LIGHT



PART NUMBER	M84426	SURFACE MOUNT
LEDs	216	3020 SMD
Lumens	1,275	
Dimensions	22.8" X 5.8" X 1.3"	
Voltage	12/24VDC	
CRI	70	
Amp Draw	1.32A 12V	0.87A 24VDC
Connector	2 Blunt Cut Leads	
Mounting	Surface	

- Surface Mount Design
- 216 LEDs
- Hidden Mounting Screws
- Bright Cool White Light Output
- Powder Coated Housing
- Polycarbonate Frosted Lens
- 5 Year Warranty

2,000 LUMEN RECTANGULAR SURFACE MOUNT INTERIOR LIGHT



PART NUMBER	M84418	SURFACE MOUNT
LEDs	144	
Lumens	2,000	
Dimensions	22.8" X 5.8" X 1.3"	
Voltage	12/24VDC	
CRI	70	
Amp Draw	2.3A 12V / 1.2A 24V	
Connector	2 Blunt Cut Leads	
Mounting	Surface	

- Surface Mount Design
- Bright Cool White Light Output
- Polished Aluminum Housing
- Polycarbonate Frosted Lens
- 5 Year Warranty

200 LUMEN 3" X 6" INTERIOR COMPARTMENT LIGHT



PART NUMBER	M84407-B
LEDs	12
Lumens	200
Width	5.8"
Height	2.9"
Depth	0.7"
Amp Draw	190ma
Voltage	12.8VDC
Mounting	Four Hole 3/16" Dia.
Connector	2 Wire Leads

- Epoxy Coated Sealed Electronics
- Refrigeration Safe
- Snap-On Polycarbonate Lens
- Hidden Mounting Screws
- Low Amp Draw
- 5 Year Warranty

530 LUMEN 3" X 6" SURFACE MOUNT RECTANGULAR INTERIOR CARGO LIGHT



PART NUMBER	M84427-A	SURFACE MOUNT
LEDs	27	
Lumens	530	
Dimensions	5.8" L X 2.9" H X 0.7" D	
Voltage	12.8VDC	
Amp Draw	510ma	
Connector	2 Blunt Cut Leads	
Mounting	Four Hole 3/16" Dia.	

- Bright Cool White Light Output
- Refrigeration/Moisture Safe
- Hidden Mounting Screws
- Snap-On Lens
- 5 Year Warranty

21" LOW PROFILE 1,000 LUMEN RECTANGULAR SURFACE MOUNT INTERIOR LIGHT



PART NUMBER
M84438

MAXX-TOUCH SWITCH

Lumens	1,000	Amp Draw	1.1 Amp	• Touch Capacitance Switch
Dimensions	21.6" X 4.7" X 1.2" Deep	Connector	Two 4.5" Wire Leads 18awg.	• 64 LEDs
Voltage	12.8VDC	Mounting	Two Hole Surface Mount	• Polycarbonate Lens & Housing
				• 5 Year Warranty

14" LOW PROFILE 315 LUMEN RECTANGULAR SURFACE MOUNT INTERIOR LIGHT



PART NUMBER
M84400

Lumens	315	Voltage	12.8VDC	• 3 Position Remote/ON/Off Switch
LEDs	50	Amp Draw	510ma	• 2 Hole Surface Mount
Length	14"	Mounting	Surface	• Low Amp Draw
Height	3.6"	Connector	3 Wire 7" Leads	• 5 Year Warranty
Depth	0.70"			


21" INTERIOR FLUSH MOUNT DOME LIGHT



PART NUMBER
M84410 **BLACK**

Lumens	570 Hi 185 Low	Voltage	12.8VDC	• OEM Style Connector
LEDs	42	Amp Draw	870ma	• Low Amp Draw
Length	20.4"	Mounting	Flush	• 3 Position Hi/Low/Off Switch
Height	6.3"	Connector	3/8" Wire Leads	• Resin Sealed Electronics
Depth	1.20"			• Polycarbonate Lens
				• Powder Coated Aluminum Housing
				• 5 Year Warranty

INTERIOR WHITE LED FLAT PANEL LIGHTING - WAFER THIN DESIGN



- Stack Free LED Design
- Flat Screen Lens
- Black Powder Coated Frame
- 5 Year Warranty
- Even Light Dispersion
- Ultra Thin 1/2" Design
- Low Amp Draw
- 5 Year Warranty
- No Hot Spots
- Mounting Bracket Included
- 5 Year Warranty



PART NUMBER	M84428	M84411-B	M84412-B	M84414-BWW M84414-BCW	WARM WHITE COOL WHITE
Dimensions	6" X 6"	4.7" X 6.3"	4.7" X 4.7"	2" X 2"	
Depth	0.3"	0.5"	0.5"	0.5"	
Lumens	500	525	161	80 BWW 100 BCW	
Voltage	12/24VDC	12.8VDC	12.8VDC	12.8VDC	
Amp Draw	510ma 12V 270ma 24VDC	900ma	660ma	430ma	
Connector	2 Wire	2 Wire	2 Wire	2 Wire	
Mounting	4 Hole Surface	Bracket	Bracket	Bracket	

M844282-A NEW VERSION TYPE 3 CARGO LIGHT DUAL HIGH/LOW 550 & 250 LUMEN OUTPUT



The popular Type 3 Cargo Light has been newly redesigned with a slimmer more compact shape with an illuminated three position switch. With 550 Lumen on the High side and 250 Lumen on the low side.

PART NUMBER
M844282-A



LEDs	36	Lumens	550 Hi / 250 Low
Length	19.4" LOA	Voltage	12.8VDC
Height	2.4"	Amp Draw	903ma HI 370ma Low
Depth	1.1"	Connector	2 12" Wires

6" INTERIOR 24 ALL LED DUAL COLOR RED/WHITE DOME LIGHT



PART NUMBER
M84434RW **RED/WHITE DUAL COLOR**



LEDs 24 Red/White
Lumens 105* White
Dimensions 6.0" X 1.0"
Voltage 12VDC
Amp Draw 110ma White 160ma Red
Connector 2 Blunt Cut Leads
Mounting Three Hole Surface

- Three Position White/Off/Red Rocker Switch
- Thin Low Profile Design
- Polycarbonate Lens & Housing
- Wire Channel Guide for Flat Surface Mounting
- 5 Year Warranty

6" INTERIOR HIGH LUMEN LOW PROFILE DOME LIGHTS - THREE MODELS
 PIR MOTION SENSOR - ON/OFF SWITCH - HARD WIRED



PART NUMBER
M84433 **PIR SENSOR**

LEDs 42 X 2323 PLCC
Lumens 900
Dimensions 6.0" X 1.0"
Voltage 12VDC
Amp Draw 950ma
Connector 2 Blunt Cut Leads
Mounting Three Hole Surface

- PIR Sensor Passive Infra Red 3 Minute Activation
- Thin Low Profile Design
- Polycarbonate Lens & Base
- Wire Channel Guide for Flat Surface Mounting
- 5 Year Warranty



PART NUMBER
M84434 **DUAL OUTPUT 900/300 LUMEN**

LEDs 42
Lumens 900/300
Dimensions 6.0" X 1.0"
Voltage 12VDC
Amp Draw 950ma
Connector 2 Blunt Cut Leads
Mounting Three Hole Surface

- Three Position HI/OFF/LOW Rocker Switch
- Thin Low Profile Design
- Polycarbonate Lens & Base
- Wire Channel Guide for Flat Surface Mounting
- 5 Year Warranty



PART NUMBER
M84435 **HARD WIRED**

LEDs 36
Lumens 800
Dimensions 6.0" X 1.0"
Voltage 12VDC
Amp Draw 630ma

- Thin Low Profile Design
 - Polycarbonate Lens & Base
 - Wire Channel Guide for Flat Surface Mounting
 - 5 Year Warranty
- Connector** 2 Blunt Cut Leads
Mounting Three Hole Surface

5.7" LOW PROFILE 450 LUMEN ROUND SURFACE MOUNT INTERIOR LIGHT



PART NUMBER

M84443 WHITE
M50136 OPTIONAL CHROME BEZEL

LEDs	36	Amp Draw	430ma
Lumens	450	Connector	2 Wire 12"
Dimensions	5.7" Diameter X 0.4" Deep	Mounting	3 Hole Screws Included
Voltage	12.8VDC	Warranty	5 Years

5.7" LOW PROFILE 320 LUMEN ROUND SURFACE MOUNT INTERIOR LIGHT



PART NUMBER

M84442 WHITE
M50136 OPTIONAL CHROME BEZEL

LEDs	27	Amp Draw	370ma
Lumens	320	Connector	2 Wire 12"
Dimensions	5.7" Diameter X 0.4" Deep	Mounting	3 Hole Screws Included
Voltage	12.8VDC	Warranty	5 Years

3.0" LOW PROFILE 150 LUMEN ROUND SURFACE MOUNT INTERIOR LIGHT



PART NUMBER

M84441 WHITE
M50135 OPTIONAL CHROME BEZEL

LEDs	15	Amp Draw	250ma
Lumens	150	Connector	2 Wire 12"
Dimensions	3.0" Diameter X 0.3" Deep	Mounting	4 Hole Screws Included
Voltage	12.8VDC	Warranty	5 Years

5.50" 325 / 450 LUMEN ROUND SURFACE MOUNT INTERIOR LIGHTS



PART NUMBER **M84405-B** **M84406-B**

Lumens	325	450
LEDs	15	24
Amp Draw	360ma	480ma
Diameter	5.50"	5.50"
Depth	0.8"	0.8"
Voltage	12.8VDC	12.8VDC
Mounting	Three Hole	Three Hole
Connector	2 Wire	2 Wire

- Interior Dome Light
- Polycarbonate Lens & Housing
- Low Amp Draw
- 5 Year Warranty



**SHOWN WITH
OPTIONAL
M50129
CHROME BEZEL**

450 LUMEN THIN PROFILE ROUND GROMMET MOUNT DOME LIGHT



PART NUMBER

M84436

Lumens	450
LEDs	24 White
Diameter	4.30"
Depth	0.5"
Voltage	12VDC
Amp Draw	480ma
Connector	2 Blunt Cut Leads
Mounting	Grommet

- Thin 0.5" Low Profile Design
- Strain Relief Clip
- Completely Sealed
- Polycarbonate Lens & Housing
- 5 Year Warranty

NEW LOWER PROFILE RIGID WHITE INTERIOR STRIP LIGHTS



PART NUMBER	M84423-B	M84424-B	M84425-B	M84429-B	
Length	19.2"	25.1"	36.8"	48.8"	<ul style="list-style-type: none"> • Ultra Bright Interior Light • Even Wide LED Light Dispersion • Frosted Lens Cover • Low Amp Draw • 19.2", 25.1", 36.8" and 48.8" Lengths
Height	0.6"	0.6"	0.6"	0.6"	
Width	0.9"	0.9"	0.9"	0.9"	
LEDs	53	71	107	143	
Lumens	375	500	750	1,000	
Voltage	12.8VDC	12.8VDC	12.8VDC	12.8VDC	
Amp Draw	520ma	680ma	950ma	1.26 A	
Mounting	Surface	Surface	Surface	Surface	
Connector	2 Wire	2 Wire	2 Wire	2 Wire	

WATERPROOF EXTERIOR UNDER CARRIAGE LIGHTING



PART NUMBER	M84419-B	M84420-B	M84421-B	M84422-B	
Length	18.3"	13"	23.8"	4.4"	<ul style="list-style-type: none"> • Wire Mounting Spacer Blocks Included • Waterproof Exterior Undercarriage Lighting • Sealed Moisture Corrosion Proof Electronics • Polycarbonate Lens • Aluminum Housing • 60 Degree Light Output • Low Amp Draw • 1 Year Warranty
Height	1.2"	1.2"	1.2"	1.2"	
Depth	1.2"	1.2"	1.2"	1.2"	
LEDs	54	36	72	6	
Lumens	775	525	950	60	
Voltage	12.8VDC	12.8VDC	12.8VDC	12.8VDC	
Amp Draw	1.1A	700ma	1.3AMP	120ma	


NEWTYPE 1 CARGO LIGHT — INTERIOR USE ONLY



PART NUMBER
M844280B-BLK **BLACK HOUSING**
M844280B-CH **CHROME HOUSING**

LEDs	54	<ul style="list-style-type: none"> • 2 Hole Surface Mount Design • Efficient / Affordable Interior Lighting • New Mid Power 5630 LEDs • Light Refraction Lens Material • Lightweight Base & Lens Design • Refrigeration Safe • 5 Year Warranty
Lumens	600	
Length	18.9"	
Height	1.6"	
Depth	0.9"	
Voltage	12.8VDC	
Operating Temperature	-40 C / +50 C	
AMP Draw	760ma Black 670ma Chrome	
Mounting	Surface	
Connector	12" Wire	

TYPE 1 CARGO LIGHT WITH ADJUSTABLE REFLECTOR HOOD — INTERIOR USE ONLY



PART NUMBER	M844280-A	M84403-A	M84404-A	<ul style="list-style-type: none"> • 2 Hole Surface Mount Design • Polished Adjustable Aluminum Reflector • Low LED Amp Draw • 5 Year Warranty
LEDs	36	24	12	
Lumens	700	500	300	
Length	19.8"	13.9"	8.0"	
Height	1.4"	1.4"	1.4"	
Depth	0.9"	0.9"	0.9"	
Voltage	12.8VDC	12.8VDC	12.8VDC	
Amp Draw	1150ma	730ma	400ma	
Mounting	Surface	Surface	Surface	
Connector	12" Wire	12" Wire	12" Wire	

MLS SERIES STRIP LIGHTING

The New MLS Series

LED interior lighting offers excellent illumination for cabs, compartment, cargo and work spaces. With easy to install self adhesive backing. Maxxima MLS Strips can be applied to any clean surface. Available in a variety of lengths and five colors. The MLS Series will provide reliable interior lighting with ultra low amp draw, long LED life & moisture proof construction.



**M50130
MOUNTING KIT**

- M50130 Mounting Kit Included
- Cool White/Bright White for Best Illumination
- Warm White/Softer Warm White for Cabs & Sleepers
- Red, Blue and Amber
- Available in 18", 24", 36", 78" and 96" Lengths
- PVC Outer Jacket
- Wire Strain Relief

- Space Saving Low Profile Design
- Easy to Install 3M Self Adhesive Backing
- Completely Sealed Moisture Proof Electronics
- 12.8VDC
- 5 Year Warranty
- 1 Year Warranty if Applied to Exterior Surfaces

PRODUCT SPECS

PART NUMBER	COLOR	LENGTH	WIDTH	LEDS	AMP
MLS-1827-A	COOL WHITE	18"	0.5"	27	540ma
MLS-2436-A	COOL WHITE	24"	0.5"	36	720ma
MLS-2436-AD DEUTSCH CONNECTOR	COOL WHITE	24"	0.5"	36	720ma
MLS-3654-A	COOL WHITE	36"	0.5"	54	1.08a
MLS-4569-A	COOL WHITE	45"	0.5"	69	1.38a
MLS-4569-AD DEUTSCH CONNECTOR	COOL WHITE	45"	0.5"	69	1.38a
MLS-78120-AD DEUTSCH CONNECTOR	COOL WHITE	78"	0.5"	120	2.4a
MLS-96147A-MHE	COOL WHITE	96"	0.5"	147	2.4a
MLS-1827WW-A	WARM WHITE	18"	0.5"	27	540ma
MLS-2436WW-A	WARM WHITE	24"	0.5"	36	720ma
MLS-3654WW-A	WARM WHITE	36"	0.5"	54	1.08a
MLS-1827BL	BLUE	18"	0.5"	27	560ma
MLS-2436BL	BLUE	24"	0.5"	36	710ma
MLS-3654BL	BLUE	36"	0.5"	54	1100ma
MLS-1827R	RED	18"	0.5"	27	560ma
MLS-2436R	RED	24"	0.5"	36	710ma
MLS-3654R	RED	36"	0.5"	54	1110ma
MLS-1827Y	AMBER	18"	0.5"	27	560ma
MLS-2436Y	AMBER	24"	0.5"	36	710ma
MLS-3654Y	AMBER	36"	0.5"	54	1100ma

MLS SERIES STRIP LIGHTING

Maxxima introduces 8 New Interior Double Row LED Strip Lights to our popular line of single row lights. Now you can have double the LED illumination in two colors, cool & warm white, in 4 lengths for cab, compartment, cargo and work space applications. The New Double Row LED Series will provide reliable interior lighting with ultra low amp draw, long LED life and moisture proof construction.



- Cool White/Bright White for Best Illumination
- Warm White/Softer Warm White for Cabs & Sleepers
- Available in 18", 24", 36" and 45" Lengths
- Space Saving Low Profile Design
- Easy to Install Self Adhesive Backing
- Completely Sealed Moisture Proof Electronics
- 12.8VDC
- 5 Year Warranty

— 1 Year Warranty if Applied to Exterior Surfaces



PART NUMBER	DOUBLE ROW LED STRIP LIGHTS	LED	AMP
MLS-D18108	White Double Row LED Adhesive Strip Light 18"	108 LED	730ma
MLS-D24144	White Double Row LED Adhesive Strip Light 24"	144 LED	940ma
MLS-D24144WW	Warm White Double Row LED Adhesive Strip Light 24"	144 LED	940ma
MLS-D36216	White Double Row LED Adhesive Strip Light 36"	216 LED	1400ma
MLS-D36216WW	Warm White Double Row LED Adhesive Strip Light 36"	216 LED	1400ma
MLS-D45276	White Double Row LED Adhesive Strip Light 45"	276 LED	1600ma
MLS-D45276WW	Warm White Double Row LED Adhesive Strip Light 45"	276 LED	1600ma

SINGLE & DOUBLE ROW STRIP LIGHTS 16.50' REELS
 INTERIOR USE ONLY- NON JACKETED DOUBLE SIDED SELF ADHESIVE BACKING
 AVAILABLE IN COOL WHITE & WARM WHITE COLORS 1 YEAR WARRANTY



PART NUMBER	DESCRIPTION	LED	AMP
MLR-S5050WW	16.50' Reel Single Row Warm White	300 LED	3.60A
MLR-D3020CW	16.50' Reel Double Row Cool White	1200 LED	4.80A
MLR-D3020WW	16.50' Reel Double Row Warm White	1200 LED	4.80A

CHROME MICRO INTERIOR COURTESY



PART NUMBER
LCL-3MBR AMBER
LCL-3BL BLUE
LCL-3R RED
LCL-3CL WHITE

LEDs 3
 Width 1"
 Height 0.9"
 Depth 0.4"
 Voltage 12.8VDC

Amp Draw 20ma
 Mounting 2 Hole Surface
 Connector 2 Wire Leads

- Interior Use Only
- Chrome Housing
- 1 Year Warranty

STAINLESS STEEL BEZEL INTERIOR COURTESY



PART NUMBER
LED-300MBR AMBER
LED-300R RED
LED-300CL WHITE

LEDs 3
 Width 2.7"
 Height 1.3"
 Depth 0.6"

Voltage 12.8VDC
 Amp Draw 30ma
 Connector 2 Wire Leads

- Interior Use Only
- Stainless Steel Bezel
- Sealed Electronics
- 1 Year Warranty

SWITCHED INTERIOR FLIP LIGHT



PART NUMBER
LED-063CL WHITE

LED 1
 Height 2.1"
 Depth 1.2"
 Voltage 12.8VDC
 Amp Draw 30ma
 Mounting 2 Screws
 Connector Plated Terminals
 Accessories 063CH Stainless Bezel

- Switch Built into the Lens
- Stainless Steel Bezel
- Sealed Electronics
- Hole Cut Out 3 3/16" X 11/8"
- Remote Switch Capability
- 1 Year Warranty

FLANGED COURTESY LIGHT



PART NUMBER
LED-963MBR AMBER

LEDs 9
 Diameter 3.50"
 Depth 1.1"
 Voltage 12.8VDC
 Amp Draw 45ma
 Mounting Flange
 Connector Bullet & Ring

- 3 Hole Flange Mount
- Sealed Waterproof Electronics
- Polycarbonate Lens & Housing
- Solid State Circuit Board
- 1 Year Warranty

ACCESSORIES

R963BLK BLACK SNAP ON BEZEL
R963CH CHROME SNAP ON BEZEL
R963WH WHITE SNAP ON BEZEL

STAINLESS STEEL OVAL INTERIOR COURTESY LIGHT



PART NUMBER
M72270WCL WHITE

LEDs 13
 Width 6.4"
 Height 1.9"
 Depth 0.9"
 Voltage 12.8VDC

Amp Draw 90ma
 Mounting 2 Hole Surface
 Connector PL-2

- Easy Snap On Stainless Bezel
- **US Patent No. D514008**
- 2 Hole Surface Mount
- Solid State Circuit Board

OVAL CHROME INTERIOR COMPARTMENT LIGHT



PART NUMBER	M20344CH-WCL
M20344-TAPE	OPTIONAL MOUNTING TAPE
LEDs	9 White
Lumens	40
Dimensions	6.4"W X 2.1"H X 0.8 D
Amp Draw	80ma
Voltage	12.8VDC
Connector	PL-2 Connector
Mounting	2 Hole Surface

- Patented Lightning Optics
- US Patent No. 8,009,364
- US Patent No. 8,717,679 B2
- Sealed Moisture Proof Electronics
- Solid state Circuit Board
- Polycarbonate Lens & Housing
- 2 Mounting Screws Included
- 5 Year Warranty

Hole Cut Out 5/32" hole required

SURFACE & TAPE MOUNT RECTANGULAR LOW PROFILE 0.4" ULTRA THIN INTERIOR COURTESY



M42206-ADHESIVE KIT

PART NUMBER	M42206	WHITE
M42206-ADHESIVE	OPTIONAL MOUNTING TAPE	
LEDs	14	
Width	4.6"	
Height	2.5"	
Depth	0.4"	
DOT/SAE	J593c	
Voltage	12.8VDC	
Lumens	165	

- Ultra Thin 0.4" Low Profile Design
- Polycarbonate Lens & Housing
- Completely Sealed Electronics
- 2 Caps to Cover Screws
- 5 Year Warranty

Amp Draw 240ma
Legal Heading R
Mounting 2 Hole or 3M Mounting Tape
Connector 2 Wire 6" Leads

2 AND 2 1/2" ROUND INTERIOR COURTESY



PART NUMBER	M11300WCL
LEDs	13
Diameter	2.5"
Depth	0.7"
Voltage	12.8VDC
Amp Draw	90ma

- Fits Standard Hole & Grommet
- Polycarbonate Lens & Housing
- Solid State Circuit Board

Mounting Grommet
Connector PL-2

PART NUMBER	M09100WCL
LEDs	9
Diameter	2.0"
Depth	0.7"
Voltage	12.8VDC
Amp Draw	60ma

- Fits Standard Hole & Grommet
- Polycarbonate Lens & Housing
- Solid State Circuit Board

Mounting Grommet
Connector PL-2

STAINLESS STEEL MINI OVAL INTERIOR COURTESY



PART NUMBER	M36180WCL
LEDs	7
Width	3"
Height	2"
Voltage	12.8VDC
Amp Draw	40ma

- US Patent No. D514008
- Stainless Steel Snap On Bezel
- Polycarbonate Lens & Housing
- Solid State Circuit Board

Mounting Surface
Connector PL-2

4" X 3/4" INTERIOR COURTESY



PART NUMBER	M20341WCL
LEDs	7
Width	4.0"
Height	0.6"
Depth	1.1"
Voltage	12.8VDC
Amp Draw	100ma
Connector	Bullet & Ring



- Standard 3" Mounting Holes
- Polycarbonate Lens & Housing
- Sealed Moisture Proof Electronics
- US Patent No. 8,009,364
- US Patent No. 8,717,679 B2

Mounting 19/32" Mounting Hole Required

1.80" ROUND 3 LED MICRO CLASS 1 EMERGENCY WARNING LIGHT WITH CONTROL MODULE



PART NUMBER

M20380YCL-SP	AMBER CLEAR LENS
M20380RCL-SP	RED CLEAR LENS
M20380BCL-SP	BLUE CLEAR LENS
M20380WCL-SP	WHITE CLEAR LENS

LEDs	3
Diameter	1.80"
Depth	0.60"
Amp Draw	700ma
DOT/SAE Specs	SAE J595 Class 1, CAL 13
Legal Heading	W-1

- 3 Philips Lumiled Luxeon Z LEDs
- 17 Selectable Flash Patterns
- Synchronized/Alternating Flash
- Polycarbonate Lens & Housing
- Control Module Included
- Chrome & Black Bezel Included
- Adhesive Mounting Gasket Included
- 0.60" Low Profile Design
- 5 Year Warranty



Connector	4 Wire 12' Cable
Mounting	2 Hole Surface

1.80" ROUND 6 LED AUXILLUARY MICRO EMERGENCY WARNING LIGHT WITH CONTROL MODULE



PART NUMBER

M20379YCL	AMBER CLEAR LENS
M20379RCL	RED CLEAR LENS
M20379BCL	BLUE CLEAR LENS
M20379WCL	WHITE CLEAR LENS

LEDs	6
Diameter	1.80"
Depth	0.60"
Amp Draw	600ma
DOT/SAE Specs	SAE J595 RCL/YCL Class 2 WCL/BCL Class 3

- 6 LEDs
- 17 Selectable Flash Patterns
- Synchronized/Alternating Flash
- Polycarbonate Lens & Housing
- Control Module Included
- Chrome & Black Bezel Included
- Adhesive Mounting Gasket Included
- 0.60" Low Profile Design
- 5 Year Warranty



Connector	4 Wire 12' Cable
Mounting	2 Hole Surface

8" ROUND LED WARNING LIGHT WITH CARD TAP TECHNOLOGY



PART NUMBER
M20385YCL
M20374PMK

AMBER SURFACE MOUNT
OPTIONAL PIPE MOUNT KIT

LEDs	9
Diameter	8.00"
Height	3"
Amp Draw	650ma
Voltage	12.8VDC
Connector	Blunt Cut Leads
Mounting	Three Hole Mount

- Card Tap Pattern Change Technology
- Surface Mount
- Optional Pipe Mount Kit
- 17 Selectable Flash Patterns
- Class 1 & Title 13 Included
- Low LED Amp Draw
- Slim Profile Design
- Completely Resin Sealed Electronics
- 5 Year Warranty

6 LED SURFACE MOUNT EMERGENCY WARNING



PART NUMBER
M20386BCL BLUE CLEAR LENS
M20386BRCL BLUE/RED CLEAR LENS
M20386RCL RED CLEAR LENS
M20386WYCL WHITE/AMBER CLEAR LENS
M20386YCL AMBER CLEAR LENS
M20386WCL WHITE CLEAR LENS
M20386RWCL RED/WHITE CLEAR LENS
M50145 BLACK VINYL GROMMET
M50139 CHROME BEZEL
M50121 STAINLESS STEEL BRACKET

LEDs	6
Legal Heading	W-1 BCL, RCL, WCL, YCL
Depth	0.9"
Height	1.5"
Width	5.1" Lamp Only 5.9" With Bezel
Amp Draw	12V 500MA 24V 300MA
Voltage	Auto Select 12/24VDC
Connector	Blunt Cut Leads

- Dual 12/24VDC Auto Select
- 24 Selectable Flash Patterns
- Synchronized/Alternating Flash
- Class 1 & Title 13 Included
- Polycarbonate Lens & Aluminum Housing
- Snap-On Black Bezel Included
- Low Profile Design
- Completely Resin Sealed Electronics
- Optional Chrome Bezel
- Optional Stainless Steel Bracket
- Optional Black Vinyl Grommet
- 5 Year Warranty



M50145
BLACK VINYL GROMMET



M50139
CHROME BEZEL



M50121
STAINLESS BRACKET

4 LED SURFACE MOUNT EMERGENCY WARNING



PART NUMBER

- M20384BCL BLUE CLEAR LENS
- M20384BRCL BLUE/RED CLEAR LENS
- M20384BWCL BLUE/WHITE CLEAR LENS
- M20384GYCL GREEN/AMBER CLEAR LENS
- M20384RCL RED CLEAR LENS
- M20384RWCL RED/WHITE CLEAR LENS
- M20384YCL AMBER CLEAR LENS
- M20384WYCL WHITE/AMBER CLEAR LENS
- M20384WCL WHITE CLEAR LENS
- M50143 BLACK VINYL GROMMET
- M50144 BLACK WIDE CHANNEL GROMMET
- M50138 CHROME BEZEL
- M50116 STAINLESS MOUNTING BRACKET

Height 1.5"
 Amp Draw 700ma
 Voltage 12.8VDC
 Connector Blunt Cut Leads
 Mounting Surface

- 22 Selectable Flash Patterns
- Class 1 & Title 13 Included
- Synchronized/Alternating Flash
- Polycarbonate Lens & Aluminum Housing
- Snap-On Black Bezel Included
- Low Profile Design
- Completely Resin Sealed Electronics
- Optional Chrome Bezel
- Optional Stainless Steel Bracket
- 5 Year Warranty



M50143/M50144
BLACK VINYL GROMMETS



M50138
CHROME BEZEL



M50116
STAINLESS BRACKET

LEDs 4
 Width 4.40" Lamp Only
 Depth 0.9"
 Legal Heading W-1 BCL,RCL,WCL, YCL

3 LED SURFACE MOUNT EMERGENCY WARNING



PART NUMBER

- M20383BCL BLUE CLEAR LENS
- M20383RCL RED CLEAR LENS
- M20383WCL WHITE CLEAR LENS
- M20383YCL AMBER CLEAR LENS
- M50141 BLACK GROMMET
- M50142 WIDE CHANNEL BLACK GROMMET
- M50137 CHROME BEZEL
- M50115 STAINLESS STEEL BRACKET

LEDs 3
 Width 3.90"
 Depth 1.70"
 Height 1.30"
 Amp Draw 200ma
 Voltage 12.8VDC
 Connector Blunt Cut Leads

- 17 Selectable Flash Patterns
- Class 1 & Title 13 Included
- Synchronized/Alternating Flash
- Polycarbonate Lens & Aluminum Housing
- Snap-On Black Bezel Included
- Low Profile Design
- Completely Resin Sealed Electronics
- Optional Chrome Bezel
- Optional Stainless Steel Bracket
- Optional Grommet
- 5 Year Warranty

Mounting Surface or Grommet
 Legal Heading W-1 BCL,RCL,WCL, YCL



M50141/M50142
BLACK VINYL GROMMETS



M50137
CHROME BEZEL



M50115
STAINLESS STEEL BRACKET

36" 8 HEAD AMBER TRAFFIC DIRECTOR WITH FULL FEATURE CONTROLLER

**PART NUMBER****M20378Y****M20378Y-15EXT****M20378Y-30****AMBER****15 FOOT EXTENSION CABLE****AMBER 30FT CABLE**

LEDs	24 Amber
Rating	IP-68
Legal Heading	J595 Class 1, Title 13
Width	36"
Height	1.3"
Depth	1.2"
Amp Draw	4 Amp
Voltage	12.8VDC
Connector	15' Control Cable
Mounting	Four Bolts in Slide Brackets Included

- High Intensity LED's for Exceptional Visibility
- Full Feature Controller with 15' Cable Included
- Left, Right & Center Out Traffic Direction with 10 User Selectable Flash Patterns
- Controller Includes Dim Feature for Lower Intensity and Fast Mode for More Urgent Signal
- Smooth Exterior Lens for Easy Cleaning
- Interior/Exterior Use
- 5 Year Warranty

24 LED EMERGENCY WARNING LIGHT BAR 4 RED / 4 BLUE

**PART NUMBER****M20372BRCL-8** RED/BLUE

LEDs	12 Red / 12 Blue
Width	30"
Height	1.8"
Depth	2.6"
Voltage	12.8VDC
Amp Draw	1.2a
Connector	Blunt Cut Leads

- 3 Selectable Flash Patterns
- Powder Coated Black Aluminum Housing
- Polycarbonate Lens
- Alternating Flash
- Mounting Bracket Included
- Low Profile Design
- Interior Use Only
- 5 Year Warranty

12 LED EMERGENCY WARNING LIGHT BAR 2 RED / 2 BLUE

**PART NUMBER****M20372BRCL-4** RED/BLUE

LEDs	6 Red / 6 Blue
Width	15"
Height	1.8"
Depth	2.6"
Voltage	12.8VDC
Amp Draw	1.6a
Connector	Blunt Cut Leads

- 3 Selectable Flash Patterns
- Powder Coated Black Aluminum Housing
- Polycarbonate Lens
- Alternating Flash
- Mounting Bracket Included
- Low Profile Design
- Interior Use Only
- 5 Year Warranty

1" ROUND MICRO EMERGENCY WARNING



PART NUMBER

M09370Y **AMBER**
 M09370YCL **AMBER CLEAR LENS**
 M09370R **RED**
 M09370RCL **RED CLEAR LENS**
 M09370WCL **WHITE CLEAR LENS**
 M09370BCL **BLUE CLEAR LENS**

LED 1
Diameter 1"
Amp Draw 210ma
Voltage 12.8VDC
Connector Blunt Cut Leads
Mounting Grommet

- 11 Selectable Flash Patterns
- Polycarbonate Lens & Housing
- Synchronized/Alternating Flash
- Stainless Steel Bezel Included
- Black Vinyl Grommet Included
- Low Profile Design
- Completely Resin Sealed Electronics
- Control Module Included
- 5 Year Warranty

ULTRA THIN 4" ROUND EMERGENCY WARNING



PART NUMBER

M42701BCL **BLUE CLEAR LENS**
 M42701R **RED**
 M42701Y **AMBER**
 M42701WCL **WHITE**

LEDs 24
Diameter 4.25"
Depth 1.2"
Legal Heading J595 SAE W-2
Amp Draw 800ma 12/24VDC
Voltage Auto Select 12/24VDC
Connector PL-3 + Sync Lead
Mounting Grommet

- Auto Select 12/24VDC
- 7 Selectable Flash Patterns/1 Steady
- Alternate/Sync Provisions
- Class 1 Patterns Red/Amber
- Class 2 Patterns White/Blue
- Completely Resin Sealed Electronics
- Moisture & Vibration Proof
- 5 Year Warranty



ULTRA THIN OVAL EMERGENCY WARNING



PART NUMBER

M63201BCL **BLUE CLEAR LENS**
 M63201R **RED**
 M63201Y **AMBER**
 M63201YCL **AMBER CLEAR LENS**
 M63201WCL **WHITE**

Depth 1.2"
Amp Draw 450ma Red/Amber
 600ma White/Blue
Legal Heading J595
 SAE W2 Red/Amber
 SAE W3 (40) White
Voltage Auto Select 12/24VDC
Mounting Grommet
Connector PL-3 + Sync Lead

- Auto Select 12/24VDC
- 7 Selectable Flash Patterns/1 Steady
- Alternate/Sync Provisions
- Class 1 Patterns Red/Amber
- Class 2 White / Blue
- 5 Year Warranty

LEDs 24
Width 6.3"
Height 2.2"



RECTANGULAR EMERGENCY WARNING



PART NUMBER

M42210Y AMBER
M42210R RED

LEDs	52
Width	5.3"
Depth	2.0"
Height	3.4"
Amp Draw	280ma
Legal Heading	SAE J845 (SAE W3-2(40))
Voltage	12.8VDC
Mounting	Grommet
Connector	PL-3

- 2 Selectable Patterns
- Dual & Quad Flash
- Synchronized/Alternating Flash
- Polycarbonate Lens & Housing
- Completely Resin Sealed Electronics
- Moisture & Vibration Proof
- Smart Chip Surge Protection
- 5 Year Warranty

5" WARNING BEACON



PART NUMBER

M42705Y AMBER
M42705W WHITE

LEDs	3
Height	4.80"
Diameter	2.90"
Amp Draw	200ma
Legal Heading	SAE J845 W3
Voltage	12-80VDC
Mounting	2 Hole
Connector	2 Leads

- Surface Mount
- Polycarbonate Lens & Housing
- 5 Year Warranty

3.50" ROUND BATTERY OPERATED EMERGENCY FLASHERS



PART NUMBER

SDL-35R RED
SDL-35Y AMBER

LED	1
Diameter	3.50"
Height	1.5"

- Visible 1/2 Mile
- Dual Function Steady & Flash
- Stationary Vehicle Magnet Mount
- Measures 3.50" X 1.50"
- Waterproof
- Magnet Mount
- Operates 75 Hours on 3 AAA
- Batteries Not Included
- 1 Year Warranty

BATTERY OPERATED EMERGENCY FLASHERS



PART NUMBER

SDL-50-A AMBER
SDL-52-A RED

LEDs	18
Width	6.3"
Height	3.6"
Depth	1.6"

- Visible 1 1/4 Miles
- 3 Functions Steady, Flash, Split Flash
- Stationary Vehicle Magnet Mount
- Built In Vertical & Horizontal Stand
- Operates 140 Hours on 4 AA
- Batteries Not Included
- 1 Year Warranty

GENERATION II HYBRIDS SERIES ROUND STT/BACK-UP



PART NUMBER	M85416R
LEDs	24 12 Red/12 White
Diameter	5.5"
Depth	0.6"
DOT/SAE	J1398, J585e, J1935, J593c
Voltage	12.8VDC
Amp Draw	250ma STT / 260ma Back Up
Legal Heading	R, 16S2T2
Mounting	Three Hole Flange
Connector	(2) Female PL-3 Pigtail

- HYBRID SERIES ROUND STT/Back Up
- Patented Lightning Optics
- Hybrid Patent No. 8,052,313
- US Patent No. 8,009,364
- US Patent No. 8,717,679 B2
- Sealed Moisture Proof Electronics
- Solid State Circuit Board
- Neoprene Gasket Included
- Polycarbonate Lens & Housing
- Strain Relief Clip
- 5 Year Warranty

4.0" ROUND FLANGE MOUNT STT WITH OUTER REFLECTOR



PART NUMBER	M42345R	RED PL-3
	M42345R	RED DRY-FIT
LEDs	7	
Diameter	5.60"	
Depth	0.70"	
DOT/SAE	J1395, J1398, J585e, J594	
Voltage	12.8VDC	
Amp Draw	160ma	
Legal Heading	AIST	

- Outer Red Reflector
 - 7 Superflux LEDs
 - Thin Low Profile Design
 - Lightning Patented Lens
 - US Patent No. 8,009,364
 - US Patent No. 8,717,679 B2
 - Acrylic Lens/Polycarbonate Housing
 - Neoprene Gasket Included
 - 5 Year Warranty
- | | |
|------------------|-----------------|
| Mounting | 3 Hole Flange |
| Connector | PL-3 or Dry-Fit |

4" ROUND STT



PART NUMBER	M42100R	RED
	M42120R	RED FLANGE
LEDs	44	
Diameter	4.25"	
Depth	2.00"	
DOT/SAE	J1395, J1398, J585e	
Voltage	12.8VDC	
Amp Draw	170ma	

- 4" Round STT
 - WSI - Wide Spectrum Illumination
 - Sealed Moisture Proof Electronics
 - Polycarbonate Lens & Housing
 - Plated Brass Connector
- | | |
|----------------------|-------------------|
| Legal Heading | 16S2T2 |
| Mounting | Grommet or Flange |
| Connector | PL-3 |

4" ROUND STT



PART NUMBER	M42320R	RED
LEDs	32	
Diameter	4.25"	
Depth	2.00"	
DOT/SAE	J1395, J1398, J585e	
Voltage	12.8VDC	
Amp Draw	250ma	
Legal Heading	16S2T2	

- 4" Round STT
 - Superior Lens Optics
 - Spin Welded Lens and Housing
 - Sealed Moisture Proof Electronics
 - Polycarbonate Lens & Housing
 - Plated Brass Connector
 - 5 Year Warranty
- | | |
|------------------|---------|
| Mounting | Grommet |
| Connector | PL-3 |


4" ROUND STT



PART NUMBER	M56100R	RED
LEDs	56	
Diameter	4.25"	
Depth	2.00"	
DOT/SAE	J1395, J1398, J585e	
Voltage	12.8VDC	
Amp Draw	440ma	
Legal Heading	16S2T2	

- 4" Round STT
 - WSI - Wide Spectrum Illumination
 - Sealed Moisture Proof Electronics
 - Maxx-Shield Polymer Coating
 - Polycarbonate Lens & Housing
 - Plated Brass Connector
- | | |
|------------------|---------|
| Mounting | Grommet |
| Connector | PL-3 |

4" ROUND STT



PART NUMBER M42365R STT

LEDs 9 Red
Dimensions 4.25" Diameter X 0.5" Deep
DOT/SAE J1395, J1398, J585e
Voltage 12.8VDC
Amp Draw 140ma
Legal Heading I652T2

Connector 11" Hard Wired Female PL-3 Connector
Mounting 3 Hole Screws and Caps Included
Warranty 5 Year



Lightnings

4" ROUND STT



PART NUMBER

M42322R **RED**
 M42322RCL **RED CLEAR**
 M42321R **RED SURFACE MOUNT HARD WIRE**
 M42323R **RED FLANGE**

LEDs 9
Diameter 4.25"
Depth 2.00"
DOT/SAE J1395, J1398, J585e
Voltage 12.8VDC
Amp Draw 240ma

- 4" Round STT
- Patented Lightning Optics
- US Patent No. 8,009,364
- US Patent No. 8,717,679 B2
- Sealed Moisture Proof Electronics
- Polycarbonate Lens & Housing
- Plated Brass Connector
- 5 Year Warranty

Legal Heading I652T2
Mounting Grommet/Surface/Flange
Connector PL-3

4" ROUND STT



PART NUMBER

M42346R **PL-3**
 M42344R **DRY-FIT**

LEDs 6
Diameter 4.25"
Depth 2.00"
DOT/SAE J1395, J1398, J585e
Voltage 12.8VDC
Amp Draw 130ma
Legal Heading I652T2
Mounting Grommet

- 4" Round STT
- Patented Lightning Optics
- US Patent No. 8,009,365
- US Patent No. 8,717,679 B2
- Superior Lens Optics
- Spin Welded Lens and Housing
- Sealed Moisture Proof Electronics
- Polycarbonate Lens & Housing
- Plated Brass Connector
- 5 Year Warranty

Connector PL-3 or Dry-Fit

LOW PROFILE THIN OVAL RED SURFACE MOUNT



M63350-TAPE

PART NUMBER

M63350R **RED**
 M63352R-X **RED PL-3 FEMALE CONNECTOR**
 M63352R-36X **RED PL-3 FEMALE CONNECTOR 36"**
 M63350-TAPE **OPTIONAL MOUNTING TAPE**
 M50607 **THIN OVAL MOUNTING GROMMET**

LEDs 14
Width 6.5"
Height 2.3"
Depth 0.4"
DOT/SAE J1395, J1398, J585e

- Ultra Thin 0.4" Low Profile Design
- Polycarbonate Lens & Housing
- Completely Sealed Electronics
- 5 Year Warranty

Voltage 12.8VDC
Amp Draw 230ma
Legal Heading I652T2
Mounting Grommet or Tape
Connector 3 Wire 6" Leads

HYBRID LIGHTNINGS OVAL 13 LED STT / BACK UP



PART NUMBER M85616R STT / BACK UP

LEDs 9 Red 4 White
Dimensions 8.1"W X 2.1" H X 0.8 D
DOT/SAE J1398, J585e, J1395, J593c
Voltage 12.8VDC
Amp Draw 200ma
Legal Heading R; I652T2
Connector 10" Hard Wired Female PL-3 Connectors
Mounting 2 Hole Screws & Caps Included
Hole Cut Out 13/16" required for connector passage

- HYBRIDSERIES OVAL STT/BACKUP
- Patented Lightning Optics
- Hybrid Patent No. 8,052,313
- US Patent No. 8,009,364
- US Patent No. 8,717,679 B2
- Sealed Moisture Proof Electronics
- Solid state Circuit Board
- Polycarbonate Lens & Housing
- 5 Year Warranty

OVAL STT



PART NUMBER
M63100R **RED**

LEDs 60
 Width 6.4"
 Height 2.2"
 Depth 1.6"
 DOT/SAE J1395, J1398, J585e
 Voltage 12.8VDC
 Amp Draw 170ma

- 6" Oval STT
- Maxx-Shield Protective Coating
- Sealed Moisture Corrosion Proof Electronics
- Polycarbonate Lens & Housing
- Plated Brass Connector

Legal Heading I6S2T2
Mounting Grommet
Connector PL-3

OVAL STT



PART NUMBER
M63420R **RED**

LEDs 42
 Width 6.4"
 Height 2.2"
 Depth 1.6"
 DOT/SAE J1395, J1398, J585e
 Voltage 12.8VDC
 Amp Draw 180ma

- 6" Oval STT
- Sealed Moisture Corrosion Proof Electronics
- Maxx-Shield Polymer Coating
- Polycarbonate Lens & Housing
- 5 Year Warranty

Legal Heading I6S2T2
Mounting Grommet
Connector PL-3

OVAL STT



Lightning **PART NUMBER**
M63322R **RED**
M63322RCL **RED CLEAR LENS**
M63323R **RED FLANGE**

LEDs 9
 Width 6.4"
 Height 2.2"
 Depth 1.6"
 DOT/SAE J1395, J1398, J585e
 Voltage 12.8VDC
 Amp Draw 190ma
 Legal Heading I6S2T2

- 6" Oval STT
- Patented Lightning Optics
- US Patent No. 8,009,364
- US Patent No. 8,717,679 B2
- Sealed Moisture Corrosion Proof Electronics
- Plated Brass Connector
- Polycarbonate Lens & Housing
- Plated Brass Connector
- 5 Year Warranty

Mounting Grommet/Flange
Connector PL-3

OVAL STT



Lightning **PART NUMBER**
M63320R **RED**
M63320RCL **RED CLEAR LENS**
M63321R-X **RED PL-3 PIGTAIL**
M63326RDF-X **RED DRY-FIT BULK PACK**

LEDs 9
 Width 7.9"
 Height 3.3"
 Depth 0.8"
 DOT/SAE J1395, J1398, J585e
 Voltage 12.8VDC
 Amp Draw 190ma

- 6" Oval Surface Mount STT
- Patented Lightning Optics
- US Patent No. 8,009,364
- US Patent No. 8,717,679 B2

- Sealed Moisture Corrosion Proof Electronics
- Polycarbonate Lens & Housing
- 5 Year Warranty

Legal Heading I6S2T2
Mounting Surface 2 Hole
Connector 3 Wire Leads

OVAL STT



Lightnings **PART NUMBER**
M63346R **RED**

LEDs 6
 Width 6.4"
 Height 2.20"
 Depth 1.60"
 DOT/SAE J1395, J1398, J585e
 Voltage 12.8VDC
 Amp Draw 130ma
 Legal Heading I6S2T2

- 6" Oval STT
- Patented Lightning Optics
- US Patent No. 8,009,364
- US Patent No. 8,717,679 B2
- Sealed Moisture Corrosion Proof Electronics
- Polycarbonate Lens & Housing
- Plated Brass Connector
- 5 Year Warranty

Mounting Grommet
Connector PL-3

RECTANGULAR STT



PART NUMBER	
M42201R	RED
LEDs	44
Width	5.3"
Height	3.4"
Depth	1.8"
DOT/SAE	J1395, J1398, J585e
Voltage	12.8VDC
Amp Draw	310ma

- 5" Rectangular STT
 - Sealed Moisture Corrosion Proof Electronics
 - Polycarbonate Lens & Housing
 - Plated Brass Connector
- | | |
|----------------------|---------|
| Legal Heading | I6S2T2 |
| Mounting | Grommet |
| Connector | PL-3 |

RECTANGULAR STT



Lightning

PART NUMBER	
M42213R	RED
M42213RCL	RED CLEAR LENS
LEDs	9
Width	5.3"
Height	3.4"
Depth	1.8"
DOT/SAE	J1395, J1398, J585e
Voltage	12.8VDC
Amp Draw	190ma
Legal Heading	I6S2T2

- 5" Rectangular STT
 - Patented Lightning Optics
 - US Patent No. 8,009,364
 - US Patent No. 8,717,679 B2
 - Sealed Moisture Proof Electronics
 - Polycarbonate Lens & Housing
 - Plated Brass Connector
 - 5 Year Warranty
- | | |
|------------------|---------|
| Mounting | Grommet |
| Connector | PL-3 |

SURFACE MOUNT LOW PROFILE 0.4" THIN STT



M42206-ADHESIVE

PART NUMBER	
M42206R	RED
M42206-ADHESIVE	OPTIONAL MOUNTING TAPE
LEDs	14 Red
Width	4.6"
Height	2.5"
Depth	0.4"
DOT/SAE	J1395, J1398, J585e
Legal Heading	IST
Amp Draw	Red 230ma

- Ultra Thin 0.4" Design
 - Polycarbonate Lens & Housing
 - Completely Sealed
 - Two Hole or Tape Mount
 - 2 Caps to Cover Screws
 - 5 Year Warranty
- | | |
|------------------|---|
| Voltage | 12.8VDC |
| Connector | Three 7" Leads |
| Mounting | Two Hole Surface or
Optional Adhesive Tape Kit |

RECTANGULAR STT



PART NUMBER	
M63318R-A	RED
M63318RCL-A	RED CLEAR LENS
M63318R-A-GSKT	RED WITH GASKET
LEDs	10
Length	15.4"
Width	1.2"

Height	0.7"
DOT/SAE	J1395, J1398, J585e
Voltage	12.8VDC
Amp Draw	130ma
Legal Heading	IST
Mounting	Surface
Connector	3 Wire 14" Leads

- 15" Surface Mount STT
- Horizontal & Vertical 2 Hole Surface Mount
- Compact Thin Low Profile Design
- 3 Blunt Cut 14" Leads
- Sealed Moisture Corrosion Proof Electronics
- Polycarbonate Lens & Housing
- 5 Year Warranty

RECTANGULAR STT/BACK-UP



PART NUMBER	
M42220	
LEDs	16 Red, 22 White
Width	5.75"
Height	6.75"
Depth	3.25"
DOT/SAE	J594f, J1395, J1398, J593c, J585e
Voltage	12.8VDC
Amp Draw	Back Up 260ma, Stop 150ma
Legal Heading	AIRST
Mounting	3 Stud
Connector	3 Wire Leads

- Three Stud Box Light
- STT/BU Functions
- Universal Design
- Built In Reflector
- High Impact Acrylic Lens
- Sealed Moisture Corrosion Proof Electronics
- Plated Brass Connector

4.0" ROUND FLANGE MOUNT PARK REAR TURN



PART NUMBER
M42354Y-X

AMBER BULK PACK

LEDs 7
 Diameter 5.60"
 Depth 0.70"
 DOT/SAE J1395, J222
 Voltage 12.8VDC
 Amp Draw 160ma
 Legal Heading I6P
 Mounting 3 Hole Flange
 Connector PL-3

- 7 Superflux LEDs
- Thin Low Profile Design
- Outer Amber Reflector
- **Lightning Patented Lens**
- **US Patent No. 8,009,364**
- **US Patent No. 8,717,679 B2**
- Acrylic Lens/Polycarbonate Housing
- Neoprene Gasket Included
- 5 Year Warranty

4" ROUND AMBER PARK/REAR TURN



PART NUMBER
M42100Y

AMBER

LEDs 48
 Diameter 4.25"
 Depth 2.00"
 DOT/SAE J1395, J222
 Voltage 12.8VDC
 Amp Draw 200ma
 Legal Heading I6P

- 4" Round Amber Park/Rear Turn
- For Park/Rear Turn Applications Only
- Sealed Moisture Corrosion Proof Electronics
- Polycarbonate Lens & Housing
- Plated Brass Connector

Mounting Connector Grommet PL-3

4" ROUND AMBER PARK/FRONT/REAR TURN



PART NUMBER
M42322Y
M42322YCL

AMBER AMBER CLEAR LENS

LEDs 15
 Diameter 4.25"
 Depth 1.90"
 DOT/SAE J1395, J222
 Voltage 12.8VDC
 Amp Draw 350ma
 Legal Heading I6P

- 4" Round Amber
- Park/Front/Rear Turn
- **Patented Lightning Optics**
- **US Patent No. 8,009,364**
- **US Patent No. 8,717,679 B2**
- Polycarbonate Lens & Housing
- Plated Brass Connector
- 5 Year Warranty

Mounting Connector Grommet PL-3

4" ROUND SURFACE MOUNT PARK REAR TURN



PART NUMBER
M42365Y

PARK / REAR TURN

LEDs 9
 Dimensions J1395, J222
 Voltage 12.8VDC
 Amp Draw 130ma
 Legal Heading I6P
 Connector 11" Hard Wired Female PL-3 Connector
 Mounting 3 Hole Screws & Caps Included

- 4" Round Amber
- Park/Rear Turn
- **Patented Lightning Optics**
- **US Patent No. 8,009,364**
- **US Patent No. 8,717,679 B2**
- Polycarbonate Lens & Housing
- Plated Brass Connector
- 5 Year Warranty

4" ROUND AMBER PARK/REAR TURN



PART NUMBER
M42339Y

AMBER

LEDs 9
 Diameter 4.25"
 Depth 1.9"
 DOT/SAE J1395, J222
 Voltage 12.8VDC
 Amp Draw 180ma
 Legal Heading I6P
 Mounting Grommet
 Connector PL-3

- 4" Round Amber
- Park/Rear Turn
- **Patented Lightning Optics**
- **US Patent NO. 8,009,364**
- **US Patent NO. 8,717,679 B2**
- For Rear Turn Applications Only
- Polycarbonate Lens & Housing
- Plated Brass Connector
- 5 Year Warranty

ULTRA THIN 0.4" LOW PROFILE OVAL AMBER PARK REAR TURN



M63350-TAPE

PART NUMBER	
M63350Y	AMBER
M63350-TAPE	OPTIONAL 3M MOUNTING TAPE
M50607	THIN OVAL MOUNTING GROMMET
<hr/>	
LEDs	14
Width	6.5"
Height	2.3"
Depth	0.4"
DOT/SAE	J1395, J222
Voltage	12.8VDC
Amp Draw	290ma

- Park Rear Turn
 - Horizontal & Vertical Use
 - Ultra Thin .04" Low Profile Design
 - 3 Blunt Cut 6" Leads
 - Sealed Moisture Proof Electronics
 - Polycarbonate Lens & Housing
 - 5 Year Warranty
- | | |
|----------------------|-----------------------------|
| Legal Heading | I6P |
| Mounting | Surface,
Grommet or Tape |
| Connector | 3 Wire 6" Leads |

SURFACE MOUNT LOW PROFILE 0.4" ULTRA THIN AMBER PARK REAR TURN



M42206-ADHESIVE

PART NUMBER	
M42206Y	AMBER
M42206-ADHESIVE	OPTIONAL MOUNTING TAPE
<hr/>	
LEDs	14
Width	4.6"
Height	2.4"
Depth	0.4"
DOT/SAE	J1395, J222
Voltage	12.8VDC
Amp Draw	230ma

- Park Rear Turn
 - Ultra Thin .04" Low Profile Design
 - 3 Blunt Cut 7" Leads
 - Sealed Moisture Proof Electronics
 - Polycarbonate Lens & Housing
 - 5 Year Warranty
- | | |
|----------------------|-------------------------------|
| Legal Heading | IP |
| Mounting | 2 Hole or 3M
Mounting Tape |
| Connector | 3 Wire 7" Leads |

OVAL AMBER PARK/FRONT/REAR TURN SURFACE MOUNT



PART NUMBER	
M63320Y	AMBER
M63326YDF-X	AMBER DRY-FIT CONNECTOR
<hr/>	
LEDs	15
Width	7.90"
Height	3.30"
Depth	0.8"
DOT/SAE	J1395, J1398, J585e
Legal Heading	I6P
Amp Draw	315ma
Voltage	12.8VDC

- 6" Oval Surface Mount PFRT
 - Patented Lighting Optics
 - US Patent No. 8,009,364
 - US Patent No. 8,717,679 B2
 - Polycarbonate Lens & Housing
 - Completely Sealed
 - Low Profile Design
 - 5 Year Warranty
- | | |
|------------------|-----------------|
| Mounting | 2 Hole Surface |
| Connector | Three 13" Leads |

6" OVAL AMBER PARK/CLEARANCE AUX TURN



PART NUMBER	
M63100Y	AMBER
<hr/>	
LEDs	60
Width	6.40"
Height	2.20"
Depth	1.60"
DOT/SAE	J222, J592e
Voltage	12.8VDC
Amp Draw	275ma
Legal Heading	PP2
Mounting	Grommet

- 6" Oval Amber
 - Park Clearance Aux Turn
 - Maxx-Shield Protective Coating
 - Sealed Moisture Corrosion Proof Electronics
 - Polycarbonate Lens & Housing
 - Plated Brass Connector
 - 100,000 Hour Rated LED Life
 - Not Intended For Stand Alone Front or Rear Turn Signal
- | | |
|------------------|------|
| Connector | PL-3 |
|------------------|------|

6" OVAL AMBER PARK/CLEARANCE AUX TURN



PART NUMBER	
M63420Y	AMBER
<hr/>	
LEDs	42
Width	6.40"
Height	2.20"
Depth	1.60"
DOT/SAE	J222, J592e
Voltage	12.8VDC
Amp Draw	230ma
Legal Heading	PP2
Mounting	Grommet

- 6" Oval Amber
 - Park Clearance Aux Turn
 - Sealed Moisture Corrosion Proof Electronics
 - Polycarbonate Lens & Housing
 - Plated Brass Connector
 - 5 Year Warranty
 - 100,000 Hour Rated LED Life
 - Not Intended For Stand Alone Front or Rear Turn Signal
- | | |
|------------------|------|
| Connector | PL-3 |
|------------------|------|

6" OVAL AMBER PARK/FRONT/REAR TURN



PART NUMBER
M63322Y **AMBER**
M63322YCL **AMBER CLEAR LENS**
M63323Y **AMBER FLANGE**

LEDs 15
 Width 6.40"
 Height 2.20"
 Depth 1.63"
 DOT/SAE J1395, J222
 Voltage 12.8VDC
 Amp Draw 310ma
 Legal Heading 16P
 Mounting Grommet or Flange
 Connector PL-3

- 6" Oval Amber
- Park Front Rear Turn
- Patented Lightning Optics
- US Patent No. 8,009,364
- US Patent No. 8,717,679 B2
- Sealed Moisture Proof Electronics
- Solid State Circuit Board
- Polycarbonate Lens & Housing
- Plated Brass Connector
- 5 Year Warranty



6" OVAL AMBER PARK/REAR TURN



PART NUMBER
M63339Y **AMBER**
M63339YCL **AMBER CLEAR LENS**

LEDs 9
 Width 6.40"
 Height 2.20"
 Depth 1.63"
 DOT/SAE J222, J1395
 Voltage 12.8VDC
 Amp Draw 180ma
 Legal Heading 16P
 Mounting Grommet
 Connector PL-3

- 6" Oval Amber
- Park Rear Turn
- Patented Lightning Optics
- US Patent No. 8,009,364
- US Patent No. 8,717,679 B2
- Sealed Moisture Proof Electronics
- Solid State Circuit Board
- Polycarbonate Lens & Housing
- Plated Brass Connector
- 5 Year Warranty



6" OVAL AMBER SIDE TURN/SIDE MARKER



PART NUMBER
M63120Y **AMBER**

LEDs 18
 Width 6.40"
 Height 2.20"
 Depth 2.1"
 DOT/SAE J2039, J592e
 Voltage 12.8VDC
 Amp Draw 450ma
 Legal Heading EP2
 Mounting Grommet

- 6" Oval Amber
- Side Turn/Side Marker
- Maxx-Shield Protective Covering
- Smart chip Surge Protection
- Sealed Moisture Proof Electronics
- Solid State Circuit Board
- Polycarbonate Lens & Housing
- Plated Brass Connector
- 5 Year Warranty

6" OVAL AMBER SIDE TURN/SIDE MARKER



PART NUMBER
M63121Y **AMBER**

LEDs 28
 Width 6.40"
 Height 2.20"
 Depth 2.80"
 DOT/SAE J2039, J592e
 Voltage 12.8VDC
 Amp Draw 370ma
 Legal Heading AEP2
 Mounting Grommet
 Connector PL-3

- 6" Oval Amber
- Side Turn/Side Marker
- Reflector Lens
- Sealed Moisture Proof Electronics
- Polycarbonate Lens & Housing
- Plated Brass Connector
- 5 Year Warranty

5" RECTANGULAR PARK, FRONT, REAR TURN



PART NUMBER	
M42201Y	AMBER
LEDs	44
Width	5.30"
Height	3.40"
Depth	1.80"
DOT/SAE	J1395, J222
Voltage	12.8VDC
Amp Draw	330ma

- 5" Rectangular
 - Park Front Rear Turn
 - Sealed Moisture Proof Electronics
 - Solid State Circuit Board
 - Polycarbonate Lens & Housing
 - Plated Brass Connector
- | | |
|----------------------|---------|
| Legal Heading | I6P |
| Mounting | Grommet |
| Connector | PL-3 |

5" RECTANGULAR PARK, FRONT, REAR TURN



PART NUMBER	
M42213Y	AMBER
M42213YCL	AMBER CLEAR LENS
LEDs	15
Width	5.30"
Height	3.40"
Depth	1.80"
DOT/SAE	J1395, J222
Voltage	12.8VDC
Amp Draw	300ma
Legal Heading	I6P

- 5" Rectangular
 - Patented Lightning Optics
 - US Patent No. 8,009,364
 - US Patent No. 8,717,679 B2
 - Park Front Rear Turn
 - Sealed Moisture Proof Electronics
 - Solid State Circuit Board
 - Polycarbonate Lens & Housing
 - Plated Brass Connector
 - 5 Year Warranty
- | | |
|------------------|---------|
| Mounting | Grommet |
| Connector | PL-3 |

SURFACE MOUNT RECTANGULAR PARK/REAR TURN



PART NUMBER	
M63318Y-A	AMBER
M63318YCL-A	AMBER CLEAR LENS
LEDs	10
Length	15.4"
Width	1.2"
Height	0.7"
DOT/SAE	J588, J222

Voltage	12.8VDC
Amp Draw	300ma
Legal Heading	IP
Mounting	Surface Vertical & Horizontal
Connector	3 Wire Leads

- Surface Mount Park Rear Turn
- Horizontal & Vertical 2 Hole Mount
- Compact Thin Low Profile Design
- 3 Blunt Cut 14" Leads
- Sealed Moisture Proof Electronics
- Polycarbonate Lens & Housing
- 5 Year Warranty

2 1/2" CLEARANCE STOP & TURN - FOR AUXILIARY USE ONLY



PART NUMBER	
M11300RAS	RED AUX STOP
M11300YAT	AMBER AUX TURN
LEDs	3
Diameter	2.50"
Depth	0.80"
DOT/SAE	J592e
Voltage	12.8VDC
Amp Draw	40ma

- 2 1/2" Auxiliary
 - Aux Stop / Aux Turn
 - Sealed Moisture Proof Electronics
 - Solid State Circuit Board
 - Polycarbonate Lens & Housing
- | | |
|----------------------|--------------|
| Legal Heading | P2 |
| Mounting | Grommet |
| Connector | 3 Wire Leads |

3/4" MINI CLEARANCE AUXILIARY STOP & TURN P2 ONLY



PART NUMBER	
M09300RAS	RED AUX
M09300YAT	AMBER AUX
M50112	CHROME BEZEL
LEDs	3
Diameter	3/4"
DOT/SAE	J592e
Voltage	12.8VDC
Amp Draw	40ma/10ma
Legal Heading	P2

- 3/4" Mini Aux Stop / Turn
 - Polycarbonate Lens & Housing
 - Not For Stand Alone Use
 - Compact Thin Low Profile Design
 - 3 Blunt Cut 14" Leads
 - Sealed Moisture Proof Electronics
 - 5 Year Warranty
- | | |
|------------------|--------------|
| Mounting | 3/4" Hole |
| Connector | 3 Wire Leads |

24VDC CONVERTER - 24VDC TO 12VDC 1 AMP STEP DOWN MODULE



PART NUMBER

M50909
M50913

1 AMP 24VDC/12VDC CONVERTER
2 AMP 24VDC/12VDC CONVERTER

Dimensions

M50909 4" X 0.9" X 0.5"
M50913 2.8" X 2.3" X 1.8"

Amp Draw

M50909 1A
M50913 2A

Voltage

24VDC

4" ROUND RED STT



PART NUMBER

M42322R-DV

RED

LEDs 9
Diameter 4.25"
Depth 1.90"
DOT/SAE J1395, J1398, J585e
Voltage Auto Select 12/24VDC
Amp Draw 140ma 12v / 80ma 24v
Legal Heading I6S2T2
Mounting Grommet
Connector PL-3

- 4" Round Red STT
- Auto Select 12/24 VDC Voltage
- Patented Lightning Lens Optics
- US Patent No. 8,009,364
- US Patent No. 8,717,679 B2
- Sealed Moisture Proof Electronics
- Polycarbonate Lens & Housing
- Plated Brass Connector
- 5 Year Warranty

Lightning

4" ROUND AMBER PARK/REAR TURN



PART NUMBER

M42339Y-DV

AMBER

LEDs 9
Diameter 4.25"
Depth 1.90"
DOT/SAE J1395, J222
Voltage Auto Select 12/24VDC
Amp Draw 180ma 12v / 100ma 24v
Legal Heading I6P
Mounting Grommet
Connector PL-3

- 4" Round Amber Park/Rear Turn
- Auto Select 12/24VDC Voltage
- Patented Lightning Lens Optics
- US Patent No. 8,009,364
- US Patent No. 8,717,679 B2
- Sealed Moisture Proof Electronics
- Polycarbonate Lens & Housing
- Plated Brass Connector
- 5 Year Warranty

LightningS

4" ROUND BACK UP



PART NUMBER

M42324-DV

WHITE

LEDs 18
Diameter 4.25"
Depth 1.90"
DOT/SAE J593c
Voltage Auto Select 12/24VDC
Amp Draw 180ma 12v / 110ma 24v
Legal Heading R
Mounting Grommet
Connector PL-3

- 4" Round Back Up
- Auto Select 12/24 VDC Voltage
- Patented Lightning Lens Optics
- US Patent No. 8,009,364
- US Patent No. 8,717,679 B2
- Sealed Moisture Proof Electronics
- Polycarbonate Lens & Housing
- 5 Year Warranty

Lightning

6" OVAL RED STT



PART NUMBER

M63322R-DV

RED

LEDs 9
Width 6.4"
Height 2.2"
Depth 1.6"
DOT/SAE J1395, J1398, J585e
Voltage Auto Select 12/24VDC
Amp Draw 140ma 12v / 80ma 24v
Legal Heading I6S2T2
Mounting Grommet
Connector PL-3

- 6" Oval Red STT
- Auto Select 12/24VDC Voltage
- Patented Lightning Lens Optics
- US Patent No. 8,009,364
- US Patent No. 8,717,679 B2
- Sealed Moisture Proof Electronics
- Polycarbonate Lens & Housing
- Plated Brass Connector
- 5 Year Warranty

Lightning

STAINLESS STEEL CLEARANCE MARKER



PART NUMBER

M72270R-DV **RED**
M72270Y-DV **AMBER**



LEDs 13
Width 6.50"
Height 2.0"
Depth 0.90"
DOT/SAE J592e
Voltage Auto Select 12/24VDC
Amp Draw 80ma 12v / 40ma 24v
Legal Heading P2

- Stainless Steel Clearance Marker
- Auto Select 12/24VDC Voltage
- US Patent No. D514008
- US Patent No. 8,717,679 B2
- Snap On Stainless Steel Bezel
- Ideal for Cab and Sleeper Panels
- Polycarbonate Lens
- Plated Brass Connector
- 5 Year Warranty

Mounting Connector Surface PL-2

4" COMBINATION CLEARANCE MARKER



PART NUMBER

M23015R-DV **RED**
M23015Y-DV **AMBER**



LEDs 14
Width 4.0"
Height 2.0"
Depth 1.0"
DOT/SAE J592e
Voltage Auto Select 12/24VDC
Amp Draw 55ma 12V / 55ma 24V

- 4" Combination Clearance Marker
- Auto Select 12/24VDC Voltage
- Meets P2PC Requirements
- Polycarbonate Lens & Housing
- 5 Year Warranty

Legal Heading P2PC
Mounting Connector Surface Bullet & Ring

2" ROUND CLEARANCE MARKER



PART NUMBER

M09100R-DV **RED**
M09100Y-DV **AMBER**



LEDs 9
Diameter 2.0"
Depth 0.7"
DOT/SAE J592e
Voltage Auto Select 12/24VDC
Amp Draw 70ma 12v / 40ma 24v

- 2" Round Clearance Marker
- Auto Select 12/24VDC Voltage
- Sealed Moisture Proof Electronics
- Polycarbonate Lens & Housing
- Plated Brass Connector

Legal Heading P2
Mounting Connector Grommet PL-2

2 1/2" ROUND CLEARANCE MARKER



PART NUMBER

M11300R-DV **RED**
M11300Y-DV **AMBER**



LEDs 13
Diameter 2.50"
Depth 0.7"
DOT/SAE J592e
Voltage Auto Select 12/24VDC
Amp Draw 70ma 12v / 40ma 24v

- Auto Select 12/24VDC Voltage
- Sealed Moisture Proof Electronics
- Polycarbonate Lens & Housing
- Plated Brass Connector

Legal Heading P2
Mounting Connector Grommet PL-2

3/4" MINI P2PC COMBINATION DUAL VOLTAGE CLEARANCE MARKERS



PART NUMBER

M09300R-DV **RED**
M09300RCL-DV **RED CLEAR LENS**
M09300Y-DV **AMBER**
M09300YCL-DV **AMBER CLEAR LENS**
M50112 **STAINLESS STEEL BEZEL**
M50125 **WIDE CHANNEL GROMMET**

LEDs 3
Diameter 0.75"
DOT/SAE J592e
Voltage Auto Select 12/24VDC Voltage
Amp Draw 30ma
Legal Heading P2PC
Mounting Connector Grommet 3/4" Hole Cut Out
2.7" Bullet Connectors

- 3/4" Low Profile Design
- Meets P2PC for 45° Mounting
- Completely Sealed Electronics
- Standard Grommet Included
- Optional Stainless Steel Bezel
- 5 Year Warranty

4" ROUND THIN PROFILE SURFACE MOUNT BACK-UP




PART NUMBER

M42365 BACK UP

LEDs 9 White
 Dimensions 4.25" Diameter X 0.5" Deep
 DOT/SAE J593c
 Voltage 12.8VDC

Amp Draw 200ma
 Legal Heading R
 Connector 11" Hard Wired Female PL-3 Connector
 Mounting 3 Hole Screws and Caps Included

4.0" ROUND FLANGE MOUNT BACK UP



PART NUMBER

M42354-X WHITE BULK PACK

LEDs 10
 Diameter 5.60"
 Depth 0.70"
 DOT/SAE J593c
 Voltage 12.8VDC
 Amp Draw 200ma
 Legal Heading R

- 10 Superflux LEDs
- Thin Low Profile Design
- **Lightning Patented Lens**
- **US Patent No. 8,009,364**
- **US Patent No. 8,717,679 B2**
- Acrylic Lens/Polycarbonate Housing
- Neoprene Gasket Included
- 5 Year Warranty

Mounting Connector 3 Hole Flange PL-3

4" ROUND BACK-UP



PART NUMBER

M42347 GROMMET
M42348 DRY-FIT

LEDs 9
 Diameter 4.25"
 Depth 2.00"
 DOT/SAE J593c
 Voltage 12.8VDC
 Amp Draw 180ma

- 4" Round Back Up
- **Patented Lightning Lens Optics**
- **US Patent No. 8,009,364**
- **US Patent No. 8,717,679 B2**
- Sealed Moisture Proof Electronics
- Polycarbonate Lens & Housing
- 5 Year Warranty

Legal Heading R
 Connector PL-3 or Dry-Fit

4" ROUND BACK-UP



PART NUMBER

M42321 SURFACE MOUNT
M42324 GROMMET

LEDs 18
 Diameter 4.25" Grommet
 5.50" Surface Mount
 Depth 2.00"
 DOT/SAE J593c
 Voltage 12.8VDC

- 4" Round Back Up
- **Patented Lightning Lens Optics**
- **US Patent No. 8,009,364**
- **US Patent No. 8,717,679 B2**
- Sealed Moisture Proof Electronics
- Polycarbonate Lens & Housing
- 5 Year Warranty

Amp Draw 160ma
 Legal Heading R
 Connector PL-3

RECTANGULAR SURFACE MOUNT BACK-UP



PART NUMBER

M63318-A WITH GASKET

LEDs 20
 Length 15.4"
 Width 1.2"
 Height 0.7"
 DOT/SAE J593C
 Voltage 12.8VDC
 Amp Draw 500ma
 Legal Heading R

- 15" Surface Mount Back Up
- Horizontal & Vertical 2 Hole Surface Mount
- Compact Thin Low Profile Design
- 2 Blunt Cut 14" Leads
- Sealed Moisture Proof Electronics
- Polycarbonate Lens & Housing
- 5 Year Warranty

Mounting Connector Surface 2 Wire Leads

7" BUS BACK-UP



PART NUMBER

M90450

LEDs 20
 Width 7.00"
 Depth 1.0"
 DOT/SAE J593C
 Voltage 12.8VDC
 Amp Draw 250ma
 Legal Heading R
 Mounting 4 Hole Surface

- 7" White Back Up Bus Light
- 4 Hole Surface Mount
- Mounting Gasket Included
- Maxx-Shield Polymer Coating
- Polycarbonate Lens & Housing
- Sealed Moisture Proof Electronics
- 5 Year Warranty

Connector Wire Leads

FOR BACK-UP APPLICATION ONLY - OTHER USE WILL VOID WARRANTY

SURFACE & TAPE MOUNT RECTANGULAR LOW PROFILE 0.4" ULTRA THIN BACK-UP/INTERIOR COURTESY



PART NUMBER	
M42206	WHITE
M42206-ADHESIVE	OPTIONAL MOUNTING TAPE
LEDs	14
Width	4.6"
Height	2.5"
Depth	0.4"
DOT/SAE	J593c
Voltage	12.8VDC
Amp Draw	240ma

- Ultra Thin 0.4" Low Profile Design
 - Polycarbonate Lens & Housing
 - Completely Sealed Electronics
 - 2 Caps to Cover Screws
 - 5 Year Warranty
- | | |
|----------------------|----------------------------|
| Legal Heading | R |
| Mounting | 2 Hole or 3M Mounting Tape |
| Connector | 2 Wire 6" Leads |

SURFACE, GROMMET & TAPE MOUNT OVAL 0.4" ULTRA THIN BACK-UP/INTERIOR COURTESY



PART NUMBER	
M63350	WHITE BACK-UP/INTERIOR COURTESY
M63350-TAPE	OPTIONAL 3M MOUNTING TAPE
M50607	THIN OVAL MOUNTING GROMMET
LEDs	14
Width	6.5"
Height	2.3"
Depth	0.4"
DOT/SAE	J593C
Voltage	12.8VDC

- Ultra Thin 0.4" Low Profile Design
 - Polycarbonate Lens & Housing
 - Completely Sealed Electronics
 - 2 Caps to Cover Screws
 - 5 Year Warranty
- | | |
|----------------------|--------------------------|
| Amp Draw | 245ma |
| Legal Heading | R |
| Mounting | Surface, Grommet or Tape |
| Connector | 2 Wire 6" Leads |

6" OVAL BACK-UP



PART NUMBER	
M63320	SURFACE MOUNT HARD WIRE
M63324	GROMMET MOUNT PL-3
M63326DF-X	SURFACE MOUNT DRY-FIT BULK
LEDs	18
Width	6.40" Grommet, 7.80" Flange
Height	2.0" Grommet, 3.3" Flange
Depth	1.6"
DOT/SAE	J593c
Voltage	12.8VDC
Amp Draw	160ma

- 6" Oval Round Back Up
 - Patented Lightning Lens Optics
 - US Patent No. 8,009,364
 - US Patent No. 8,717,679 B2
 - Sealed Moisture Corrosion Proof Electronics
 - Plated Brass Connector
 - Polycarbonate Lens & Housing
 - 5 Year Warranty
- | | |
|----------------------|------|
| Legal Heading | R |
| Connector | PL-3 |

6" OVAL BACK-UP



PART NUMBER	
M63347	GROMMET MOUNT
LEDs	9
Width	6.40"
Height	2.0"
Depth	1.8"
DOT/SAE	J593c
Voltage	12.8VDC
Amp Draw	180ma
Legal Heading	R

- 6" Oval Back Up
 - Patented Lightning Lens Optics
 - US Patent No. 8,009,364
 - US Patent No. 8,717,679 B2
 - Sealed Moisture Corrosion Proof Electronics
 - Polycarbonate Lens & Housing
 - 5 Year Warranty
- | | |
|------------------|--------------------------|
| Connector | PL-3, Dry-Fit, Hard Wire |
|------------------|--------------------------|

6" RECTANGULAR BACK-UP



PART NUMBER	
M42213	GROMMET MOUNT
LEDs	18
Width	5.30"
Height	3.4"
Depth	1.8"
DOT/SAE	J593c
Voltage	12.8VDC
Amp Draw	170 Milliamps
Legal Heading	R
Connector	PL-3

- Rectangular Back Up
- Patented Lightning Lens Optics
- US Patent No. 8,009,364
- US Patent No. 8,717,679 B2
- Smart Chip Surge Protection
- Sealed Moisture Proof Electronics
- Polycarbonate Lens & Housing
- 5 Year Warranty

8 LED 7" RED & AMBER WARNING LIGHTS



PART NUMBER

M90070R **RED**
M90070Y **AMBER**

LEDs	8	Amp Draw	1.5A Red / 2.0A Amber
Diameter	7.2"	Legal Heading	16P2S2T2A Red
Depth	1.4"	Mounting	4 Hole Surface
DOT/SAE	R/Y J887 Red Cal 13	Connector	3 Wire 11" Leads
Voltage	12.8VDC		

- 7" Red/Amber Warning
- Two Flash Patterns Slow/Fast
- 8 LEDs
- Polycarbonate Lens & Housing
- Mounting Gasket Included
- Maxx-Shield Coating
- 5 Year Warranty

7" BACK-UP BUS LIGHT



PART NUMBER
M90450

LEDs	20 White
Diameter	7.0"
Depth	1.0"
DOT/SAE	J593c
Voltage	12.8VDC
Amp Draw	250ma
Legal Heading	R
Mounting	4 Hole Surface
Connector	2 Wire Leads

- 7" White Back Up Bus Light
- 4 Hole Surface Mount
- Mounting Gasket Included
- Sealed Moisture Proof Electronics
- Maxx-Shield Protective Coating
- Polycarbonate Lens & Housing
- 5 Year Warranty

7" STOP/TAIL/TURN 7" FRONT/REAR/TURN



PART NUMBER

M90061R **RED**
M90081Y **AMBER**

LEDs	17	Amp Draw	120ma Red / 280ma Ambe
Diameter	7.0"	Legal Heading	16P2S2T2A Red
Depth	1.0"		16PA Amber
DOT/SAE	J1398, J585e, J1395	Mounting	4 Hole Surface
	J594f, J1395	Connector	3 Wire Leads
Voltage	12.8VDC		

- 7" Stop/Tail/Turn
- 7" Front Rear Turn
- Reflector Lens
- 4 Hole Surface Mount
- Mounting Gasket Included
- Moisture Proof Sealed Electronics
- Maxx-Shield Protective Coating
- Polycarbonate Lens & Housing
- 5 Year Warranty

NEW GENERATION SQUARE CHROME DOUBLE FACE PEDESTAL



PART NUMBER

- M42360R/Y SINGLE POST LEFT HAND
- M42361R/Y SINGLE POST RIGHT HAND
- M42362R/Y DOUBLE POST LEFT HAND
- M42363R/Y DOUBLE POST RIGHT HAND
- M42362RYCL DOUBLE POST LEFT HAND CLEAR LENS
- M42363RYCL DOUBLE POST RIGHT HAND CLEAR LENS

- Square Chrome Double Face Pedestal
- Patented LightningS Optics
- US Patent No. 8,009,364
- US Patent No. 8,717,679 B2
- Polycarbonate Front & Rear Lens
- Double Insulated Waterproof Modules
- Epoxy Sealed Electronics
- P2 Side Marker
- Available Single or Double Post
- 5 Year Warranty

LEDs	9 Red 13 Amber	Voltage	12.8VDC
Width	4.5"	Amp Draw	460ma
Height	4.5"	Legal Heading	I6S2T2, I6P, P2
Depth	1.8"	Mounting	Post
Function	STT/Front Turn/Side Marker	Connector	Three Wire Leads
DOT/SAE	J1398, J585, J1395, J222, J592, J594		

ROUND DOUBLE FACE PEDESTAL



PART NUMBER

- M42341R/Y RED/AMBER
- M42341RYCL RED/AMBER CLEAR LENS
- M42341Y/Y AMBER/AMBER

- Round Chrome Double Face Pedestal
- Patented Lightning Optics
- US Patent No. 8,009,364
- US Patent No. 8,717,679 B2
- Polycarbonate Front & Rear Lens
- Single Post
- Sealed Moisture Proof Electronics
- 5 Year Warranty

LEDs	15 Red /15 Amber 30 Amber/Amber	Voltage	12.8VDC
Diameter	4.3"	Amp Draw	440MA R/Y 640ma Y/Y
Depth	2.0"	Legal Heading	R/Y I6PS2T2, I6P Y/Y I6P
Function	STT Red, PFRT Amber	Mounting	Post
DOT/SAE	R/Y J1395, J1398, J585E, J222 Y/Y J1395, J22	Connector	Three Wire Leads

STAINLESS STEEL ID BAR

**PART NUMBER****M20323R****RED**

LEDs	24
Width	16.3"
Height	1.4"
Voltage	12.8VDC
Amp Draw	120ma
Mounting	2 Hole Surface
Connector	Two 12" Wire Leads

- Stainless Steel ID Bar
- Three M20320R Lights
- 2 Hole Surface Mount
- Polished Stainless Steel
- 1 Year Warranty

ALUMINUM ID BAR

**PART NUMBER****M20343R****RED****M20343RCL****RED CLEAR LENS****M20343Y****AMBER**

LEDs	21
Width	17.1"
Height	1.0"
Voltage	12.8VDC
Amp Draw	120ma
Mounting	2 Hole Surface
Connector	Two 12" Wire Leads

- Aluminum ID Bar
- Three M20340 Series Lights
- 2 Hole Surface Mount
- 100,000 Hour Rated LED Life
- 1 Year Warranty

2 1/2" ROUND STAINLESS STEEL ID BAR


**PART NUMBER****M11303R**

LEDs	39
Width	14.4"
Height	1.6"
Depth	1.5"
Voltage	12.8VDC
Amp Draw	210ma
Mounting	2 Hole Surface
Connector	Two 12" Wire Leads

- 2 1/2" Round Stainless Steel ID Bar
- Three M11300R Lights
- 2 Hole Surface Mount
- Polished Stainless Steel
- 1 Year Warranty

FREIGHTLINER® REPLACEMENT
7 LED SIDE TURN / SIDE MARKER LIGHT

Maxxima introduces a drop in replacement, side turn side marker light for Freightliner® trucks. Light has the Delphi OEM connector on the back to easily connect to the vehicle harness. 7 LED, POLYCARBONATE LENS & HOUSING, AVAILABLE IN AMBER & AMBER CLEAR LENS MODELS, 5 YEAR WARRANTY.



PART NUMBER

M63123Y

AMBER

M50916

3-PIN DELPHI CONNECTOR

LEDs	7 Amber
Amp Draw	420ma
Width	5.1"
Height	2.7"
Depth	2.9"
Legal Heading	E P2 P3
DOT/SAE	J2039, J592e, J2042
Voltage	12.8 VDC
Connector	3-Pin Delphi GT 150
Mounting	Two Hole
Warranty	5 Year



PART NUMBER

M63123YCL

AMBER CLEAR LENS

M50916

3-PIN DELPHI CONNECTOR

LEDs	7 Amber
Amp Draw	420ma
Width	5.1"
Height	2.7"
Depth	2.9"
Legal Heading	E P2 P3
DOT/SAE	J2039, J592e, J2042
Voltage	12.8 VDC
Connector	3-Pin Delphi GT 150
Mounting	Two Hole
Warranty	5 Year

* Freightliner is a registered trademark of Daimler Trucks N.A.

LIGHTNING OVAL AMBER SIDE TURN/SIDE MARKER PETERBILT® REPLACEMENT



PART NUMBER

M63122Y AMBER
M63122YCL AMBER CLEAR LENS

LEDs	9
Voltage	12.8VDC
Amp Draw	100ma
Width	4.4"
Height	2.1"
Depth	1.4"
Legal Heading	E2 P2 P3
DOT/SAE	J914, J592e
Connector	3 11" Blunt Cut Wire Leads 18AWG
Mounting	Two Hole Stainless Steel Stud Mount with Nuts

- Patented Lightning Lens Optics
- US Patent No. 8,009,364 & 8,717,679 B2
- Maxx-Shield Coating
- Polycarbonate Lens & Housing
- Low LED Amp Draw
- Stainless Steel Bolts & Nuts
- Peterbilt is a Registered Trademark of PACCAR.
- 5 Year Warranty

Lightning

LIGHTNING OVAL CHROME AMBER SIDE TURN/SIDE MARKER PETERBILT® REPLACEMENT



PART NUMBER

M63122CH-YCL CHROME AMBER CLEAR LENS

LEDs	9
Voltage	12.8VDC
Amp Draw	100ma
Width	4.4"
Height	2.1"
Depth	1.4"
Legal Heading	E2 P2 P3
DOT/SAE	J914, J592e
Connector	3 11" Blunt Cut Wire Leads 18AWG
Mounting	Two Hole Stainless Steel Stud Mount with Nuts

- Patented Lightning Lens Optics
- US Patent No. 8,009,364 & 8,717,679 B2
- Maxx-Shield Coating
- Polycarbonate Lens & Housing
- Low LED Amp Draw
- Stainless Steel Bolts & Nuts
- Peterbilt is a Registered Trademark of PACCAR.
- 5 Year Warranty

Lightning

The new 9 LED series of 6.50" wide surface mount clear lens clearance marker lights are available in both standard white or chrome fascia versions. Red or Amber LEDs. Two hole surface mount with mounting screws included.

OVAL CHROME 9 LED CLEAR LENS CLEARANCE MARKER



OVAL 9 LED CLEAR LENS CLEARANCE MARKER



PART NUMBER

- M20344CH-YCL CHROME AMBER CLEAR LENS
- M20344CH-RCL CHROME RED CLEAR LENS
- M20344-YCL AMBER CLEAR LENS
- M20344-RCL RED CLEAR LENS
- M20344-TAPE OPTIONAL ADHESIVE MOUNTING TAPE

LEDs	9 Red, Amber or White
Dimensions	6.4"W X 2.1" H X 0.8 D
DOT/SAE	J592e, J2042 Red J914, J592e, J2042 Amber
Voltage	12.8VDC
Amp Draw	30ma Red, 110ma Amber, 80ma White
Legal Heading	P2, P3 Red E2, P2, P3 Amber
Connector	PL-2 Connector
Mounting	2 Hole Surface
Hole Cut Out	1 3/8" hole required for connector

- Patented Lightning Optics
- US Patent No. 8,009,364
- US Patent No. 8,717,679 B2
- Sealed Moisture Proof Electronics
- Solid state Circuit Board
- Polycarbonate Lens & Housing
- 2 Mounting Screws Included
- Hidden Mounting Screws
- 5 Year Warranty



3/4" MINI P2 CLEARANCE MARKER



PART NUMBER	
M09320R	RED
M09320RCL	RED CLEAR LENS
M09320Y	AMBER
M09320YCL	AMBER CLEAR LENS
M50112	STAINLESS STEEL BEZEL
<hr/>	
LED	1
Diameter	0.75"
DOT/SAE	J592e
Voltage	12.8VDC
Amp Draw	50ma
Legal Heading	P2
Mounting	Grommet—Included
Connector	2 Male .180 Bullets

- 3/4" Mini P2CM
- Space Saving Design
- Polycarbonate Lens/Housing
- LightningS Lens Optics
- US Patent Number 8,009,364
- US Patent No.8,717,679 B2
- Grommet Included
- Sealed Moisture Proof Electronics
- Optional Stainless Steel Bezel
- 5 Year Warranty



1.60" MINI P2 CLEARANCE MARKER



PART NUMBER	
M09350R	RED
M09350RCL	RED CLEAR LENS
M09350Y	AMBER
M09350YCL	AMBER CLEAR LENS
<hr/>	
LED	1
Dimensions	1.60" X 0.8" X 0.4"
DOT/SAE	J592e
Voltage	12.8VDC
Amp Draw	40ma
Legal Heading	P2
Mounting	Surface 1/2" Hole for Wires
Connector	2 Male .180 Bullets

- 1.60 Mini P2 Rectangular CM
- Space Saving Design
- Polycarbonate Lens/Housing
- LightningS Lens Optics
- US Patent Number 8,009,364
- US Patent No.8,717,679 B2
- Self Adhesive Double Stick Mounting Tape
- Sealed Moisture Corrosion Proof Electronics
- 5 Year Warranty



1.60" MINI P2 PC COMBINATION CLEARANCE MARKER RETAIL PACK



PART NUMBER	
M09360BCL	BLUE CLEAR LENS AUXILIARY*
M09360G	GREEN CLEAR LENS AUXILIARY*
M09360R	RED
M09360RCL	RED CLEAR LENS
M09360WCL	WHITE AUXILIARY *
M09360Y	AMBER
M09360YCL	AMBER CLEAR LENS
<hr/>	
LEDs	3
Dimensions	1.60" X 0.8" X 0.4"
DOT/SAE	J592e
Voltage	12.8VDC
Amp Draw	50ma
Legal Heading	P2 PC
Mounting	Surface 1/2" Hole for Wires
Connector	2 Male .180 Bullets

* Green, Blue, White Aux Only

- 1.60" Mini P2 PC Rectangular CM
- Space Saving Design
- Polycarbonate Lens/Housing
- LightningS Lens Optics
- US Patent Number 8,009,364
- US Patent No.8,717,679 B2
- Self Adhesive Double Stick Mounting Tape
- Sealed Moisture Corrosion Proof Electronics
- 5 Year Warranty



1.25" LOW PROFILE GROMMET/SURFACE TAPE MOUNT P2PC CLEARANCE MARKER



PART NUMBER	
M09410R	RED
M09410Y	AMBER
M09410WCL	WHITE *FOR AUXILIARY USE ONLY
<hr/>	
LEDs	6
Voltage	12.8VDC
Amp Draw	80ma Red/Amber 20ma White
Diameter	1.25"
Legal Heading	P2PC
DOT/SAE	J592e
Connector	2 Male .180 Bullet Connectors 7" Leads
Mounting	Grommet 3/4" Hole or Tape Foam Gasket

- Color Retail Packing
- Ultra Thin Low Profile Design
- Patented Lightning Lens Optics
- US Patent No. 8,009,364
- US Patent No. 8,717,679 B2
- Polycarbonate Lens & Housing
- Low LED Amp Draw
- 5 Year Warranty



3/4" MINI P2PC COMBINATION CLEARANCE MARKERS



3/4" DIAMETER

PART NUMBER	
M09300BCL	BLUE CLEAR LENS AUX*
M09300G	GREEN AUX*
M09300R	RED
M09300RCL	RED CLEAR LENS
M09300R-3	RED 3 LIGHT ID SYSTEM
M09300WCL	WHITE AUX*
M09300Y	AMBER
M09300YCL	AMBER CLEAR LENS
M50112	STAINLESS STEEL BEZEL
M50125	WIDE CHANNEL GROMMET
<hr/>	
LEDs	3
Diameter	0.75"
DOT/SAE	J592e
Voltage	12.8VDC
Amp Draw	50ma
Legal Heading	P2PC
Mounting	Grommet - 3/4" Hole Cutout
Connector	2 Male .180 Bullets

* Blue, Green & White for Auxiliary Use Only

- 3/4" Mini P2PC Combination CM
- Space Saving Design
- Polycarbonate Lens/Housing
- Meets P2PC Requirements for 45° Mounting
- Grommet Included
- Sealed Moisture Proof Electronics
- Optional Stainless Steel Bezel
- 5 Year Warranty



1 1/4" MINI P2PC COMBINATION CLEARANCE MARKERS



1 1/4" DIAMETER

PART NUMBER	
M09400BCL	BLUE CLEAR LENS AUX*
M09400G	GREEN AUX*
M09400R	RED
M09400RCL	RED CLEAR LENS
M09400WCL	WHITE AUX*
M09400Y	AMBER
M09400YCL	AMBER CLEAR LENS
M50118	STAINLESS STEEL BEZEL
M50132	BLACK GROMMET
<hr/>	
LEDs	6
Diameter	1.25"
DOT/SAE	J592e
Voltage	12.8VDC
Amp Draw	50ma B, G, W 100ma R, Y
Legal Heading	P2PC
Mounting	Grommet - 1 3/8" Hole Cutout
Connector	2 Male .180 Bullets

* Blue, Green & White for Auxiliary Use Only

- 1 1/4" Mini P2PC Combination CM
- Space Saving Design
- Patented Lightning Lens Optics
- US Patent No. 8,009,364
- US Patent No. 8,717,679 B2
- Polycarbonate Lens/Housing
- Meets P2PC Requirements for 45° Mounting
- Grommet Included
- Sealed Moisture Corrosion Proof Electronics
- Optional Stainless Steel Bezel
- 5 Year Warranty



2" ROUND CLEARANCE MARKER—SOLD IN BULK PACK ONLY



PART NUMBER

M09250R-X **RED BULK PACK**
 M09250Y-X **AMBER BULK PACK**
 M09250RCL-X **RED CLEAR LENS**
 M09250YCL-X **AMBER CLEAR LENS**

- 2" Round Clearance Marker
- **US Patent No.7.273.306 B2**
- Sealed Moisture Proof Electronics
- Polycarbonate Lens & Housing
- Plated Brass Connector
- 5 Year Warranty

LEDs 5
 Diameter 2.0"
 Depth .75"
 DOT/SAE J592e
 Voltage 12.8VDC

Amp Draw 40ma
Legal Heading P2
Mounting Grommet
Connector PL-2

2" ROUND CLEARANCE MARKER



PART NUMBER

M34260R **RED**
 M34260Y **AMBER**
 M34260RCL **RED CLEAR LENS**
 M34260YCL **AMBER CLEAR LENS**

- 2" Round Clearance Marker
- Sealed Moisture Proof Electronics
- Polycarbonate Lens & Housing
- Plated Brass Connector
- 5 Year Warranty

LEDs 6
 Diameter 2.0"
 Depth .75"
 DOT/SAE J592e
 Voltage 12.8VDC

Amp Draw 40ma
Legal Heading P2
Mounting Grommet
Connector PL-2

2" ROUND CLEARANCE MARKER



PART NUMBER

M09100R **RED**
 M09100Y **AMBER**
 M09100RCL **RED CLEAR LENS**
 M09100YCL **AMBER CLEAR LENS**

- 2" Round Clearance Marker
- Sealed Moisture Proof Electronics
- Polycarbonate Lens & Housing
- Plated Brass Connector

LEDs 9
 Diameter 2.0"
 Depth .75"
 DOT/SAE J592e
 Voltage 12.8VDC

Amp Draw 60ma
Legal Heading P2
Mounting Grommet
Connector PL-2

2 1/2" ROUND REFLECTOR CLEARANCE MARKER



PART NUMBER

M11256R **RED**
 M11256Y **AMBER**

- 2 1/2" Round Reflector CM
- Reflectorized Lens
- Sealed Moisture Corrosion Proof Electronics
- Plated Brass Connector

LED 1
 Diameter 2.50"
 Depth .75"
 DOT/SAE J592e, J594f
 Voltage 12.8VDC
 Amp Draw 60 Milliamps

Legal Heading AP2
Mounting Grommet
Connector PL-2

2 1/2" ROUND CLEARANCE MARKER



PART NUMBER

M11300R	RED
M11300Y	AMBER
M11300RCL	RED CLEAR LENS
M11300YCL	AMBER CLEAR LENS

LEDs	13
Diameter	2.50"
Depth	.75"
DOT/SAE	J592e
Voltage	12.8VDC
Amp Draw	100ma

- 2 1/2" Round Clearance Marker
- Sealed Moisture Corrosion Proof Electronics
- Polycarbonate Lens & Housing
- Plated Brass Connector

Legal Heading	P2
Mounting Connector	Grommet PL-2

2 1/2" ROUND CLEARANCE MARKER — AVAILABLE IN BULK PACK ONLY



PART NUMBER

M11350R-X	RED
M11350Y-X	AMBER
M11350RCL-X	RED CLEAR LENS

LEDs	7
Diameter	2.50"
Depth	.75"
DOT/SAE	J592e
Voltage	12.8VDC
Amp Draw	40ma
Legal Heading	P2

- 2 1/2" Round Clearance Marker
- US Patent No. 7.273.306 B2
- Sealed Moisture Corrosion Proof Electronics
- Polycarbonate Lens & Housing
- Plated Brass Connector
- 5 Year Warranty

Mounting Connector	Grommet PL-2
--------------------	--------------

2 1/2" ROUND CLEARANCE MARKER/ABS



M16280ABS

PART NUMBER

M16280R	RED
M16280Y	AMBER
M16280ABS	AMBER ABS
M16280RCL	RED CLEAR LENS
M16280YCL	AMBER CLEAR LENS

LEDs	8
Diameter	2.50"
Depth	.75"
DOT/SAE	J592e
Voltage	12.8VDC
Amp Draw	40 Milliamps
Legal Heading	P2

- 2 1/2" Round Amber ABS
- 2 1/2" Round Clearance Marker
- Sealed Moisture Corrosion Proof Electronics
- Polycarbonate Lens & Housing
- Plated Brass Connector
- 5 Year Warranty



Mounting Connector	Grommet PL-2
--------------------	--------------

2 1/2" ROUND COMBINATION P2PC CLEARANCE MARKER — BULK PACK ONLY



PART NUMBER

M11260R-X	RED
M11260Y-X	AMBER

LEDs	7
Diameter	2.50"
Depth	0.90"
DOT/SAE	J592e
Voltage	12.8VDC
Amp Draw	100ma
Legal Heading	P2PC

- 2 1/2" Round P2PC Clearance Marker
- Sealed Moisture Corrosion Proof Electronics
- Polycarbonate Lens & Housing
- Plated Brass Connector

Mounting Connector	Grommet PL-2
--------------------	--------------

2" VANTAGE BEEHIVE CLEARANCE MARKER



PART NUMBER

- | | |
|-----------|------------------|
| M34600R | RED |
| M34600Y | AMBER |
| M34600RCL | RED CLEAR LENS |
| M34600YCL | AMBER CLEAR LENS |

LEDs	6
Diameter	2.00"
Depth	1.75"
DOT/SAE	J592e
Voltage	12.8VDC
Amp Draw	40 Milliamps

- 2" Beehive Clearance Marker
- Circular LED Pattern
- Polycarbonate Lens & Housing
- Plated Brass Connector
- 5 Year Warranty



Legal Heading	P2
Mounting	Grommet
Connector	PL-2

2 1/2" VANTAGE BEEHIVE CLEARANCE MARKER



PART NUMBER

- | | |
|-----------|------------------|
| M16800R | RED |
| M16800Y | AMBER |
| M16800YCL | AMBER CLEAR LENS |

LEDs	8
Diameter	2.50"
Depth	2.40"
DOT/SAE	J592e
Voltage	12.8VDC
Amp Draw	40 Milliamps
Legal Heading	P2

- 2 1/2" Beehive Clearance Marker
- Circular LED Pattern
- Polycarbonate Lens & Housing
- Plated Brass Connector
- 5 Year Warranty



Mounting	Grommet
Connector	PL-2

2" BEEHIVE CLEARANCE MARKER



PART NUMBER

- | | |
|---------|-------|
| M09105R | RED |
| M09105Y | AMBER |

LEDs	9
Diameter	2.0"
Depth	1.75"
DOT/SAE	J592e
Voltage	12.8VDC
Amp Draw	60 Milliamps
Legal Heading	P2

- 2" Beehive Clearance Marker
- Circular LED Pattern
- Sealed Moisture Corrosion Proof Electronics
- Polycarbonate Lens & Housing
- Plated Brass Connector

Mounting	Grommet
Connector	PL-2

2 1/2" BEEHIVE CLEARANCE MARKER



PART NUMBER

- | | |
|---------|-------|
| M11201R | RED |
| M11201Y | AMBER |

LEDs	13
Diameter	2.50"
Depth	2.40"
DOT/SAE	J592e
Voltage	12.8VDC
Amp Draw	30ma

- 2 1/2" Beehive Clearance Marker
- Circular LED Pattern
- Polycarbonate Lens & Housing
- Plated Brass Connector

Legal Heading	P2
Mounting	Grommet
Connector	PL-2

CHROME CAB MARKER



PART NUMBER	
M27011Y	AMBER
M27011YCL	AMBER CLEAR LENS
<hr/>	
LEDs	8
Length	10.7"
Width	3.9"
Height	2.7"
DOT/SAE	J592e
Voltage	12.8VDC
Amp Draw	80ma

- Chrome Cab Marker
 - US Patent No. D527837
 - Chrome Plastic Housing
 - Standard 2 Hole Mount
 - Polycarbonate Lens & Housing
 - 5 Year Warranty
- | | |
|----------------------|----------------|
| Legal Heading | P2 |
| Mounting | 2 Hole Surface |
| Connector | 2 Wire Leads |

4" COMBINATION CLEARANCE MARKER



PART NUMBER	
M23015R	RED
M23015Y	AMBER
M23015RCL	RED CLEAR LENS
M23015YCL	AMBER CLEAR LENS
<hr/>	
LEDs	14
Width	4.0"
Height	2.0"
Depth	1.0"
DOT/SAE	J592e
Voltage	12.8VDC

- 4" Combination Clearance Marker
 - Meets P2PC Requirements
 - Polycarbonate Lens & Housing
 - Plated Brass Connector
 - 5 Year Warranty
- | | |
|----------------------|---------------|
| Amp Draw | 110ma |
| Legal Heading | P2PC |
| Mounting | Surface |
| Connector | Bullet & Ring |

6" CLEARANCE MARKER



PART NUMBER	
M20332R	RED
M20332Y	AMBER
M20332RCL	RED CLEAR LENS
M20332YCL	AMBER CLEAR LENS
<hr/>	
LEDs	12
Width	6.2"
Height	1.8"
Depth	1.0"
DOT/SAE	J592e
Voltage	12.8VDC

- 6" Clearance Marker
 - Stainless Steel Bezel
 - Polycarbonate Lens & Housing
 - Solid State Circuit Board
- | | |
|----------------------|---------------|
| Amp Draw | 60ma |
| Legal Heading | P2 |
| Mounting | Surface |
| Connector | Bullet & Ring |

MINI STAINLESS STEEL CLEARANCE MARKER



PART NUMBER	
M36180R	RED
M36180Y	AMBER
M36180RCL	RED CLEAR LENS
M36180YCL	AMBER CLEAR LENS
<hr/>	
LEDs	7
Width	3.0"
Height	2.0"
Depth	0.9"
DOT/SAE	J592e
Voltage	12.8VDC

- Mini Stainless Clearance Marker
 - US Patent No. D514008
 - Snap-On Stainless Steel Bezel
 - Ideal for Cab & Sleepers Panels
 - Polycarbonate Lens & Housing
 - Solid State Circuit Board
- | | |
|----------------------|---------|
| Amp Draw | 40ma |
| Legal Heading | P2 |
| Mounting | Surface |
| Connector | PL-2 |

STAINLESS STEEL "PETE" CLEARANCE MARKER



PART NUMBER	
M27005R	RED
M27005Y	AMBER
M27005RCL	RED CLEAR LENS
M27005YCL	AMBER CLEAR LENS

- "Pete" Clearance Marker
- US Patent No. D527837
- Snap On Stainless Steel Bezel
- Ideal for Cab & Sleeper Panels
- Polycarbonate Lens & Housing

LEDs	15
Width	5.9"
Height	2.2"
Depth	0.9"
DOT/SAE	J592e
Voltage	12.8VDC

Amp Draw	60ma
Legal Heading	P2
Mounting	2 Hole Surface
Connector	PL-2

STAINLESS STEEL OVAL CLEARANCE MARKER



PART NUMBER	
M72270R	RED
M72270Y	AMBER
M72270RCL	RED CLEAR LENS
M72270YCL	AMBER CLEAR LENS

- Stainless Oval Clearance Marker
- US Patent No. D514008
- Snap On Stainless Steel Bezel
- Ideal for Cab & Sleeper Panels
- Polycarbonate Lens & Housing

LEDs	13
Width	6.5"
Height	2.0"
Depth	0.9"
DOT/SAE	J592e
Voltage	12.8VDC

Amp Draw	60ma
Legal Heading	P2
Mounting	2 Hole Surface
Connector	PL-2

5" CLEARANCE MARKER



PART NUMBER	
M27340R	RED
M27340Y	AMBER

LEDs	12
Width	5.20"
Height	2.13"
DOT/SAE	J592e
Voltage	12.8VDC
Amp Draw	80ma Red 60ma Amber

- 5" Bus Clearance Marker
- 2 Hole Surface Mount
- Moisture Proof Sealed Electronics
- Polycarbonate Lens & Housing
- 100,000 Hour Rated LED Life

Legal Heading	P2
Mounting	2 Hole Surface
Connector	Bullet & Ring

TRIANGLE COMBINATION CAB MARKER



PART NUMBER	
M20311R	RED
M20311Y	AMBER

LEDs	15
Width	3.30"
Height	2.60"
Depth	1.70"
DOT/SAE	J592e
Voltage	12.8VDC

- Triangle Combination Cab Marker
- 2 Hole Surface Mount
- Moisture Proof Sealed Electronics
- Polycarbonate Lens & Housing
- 100,000 Hour Rated LED Life

Amp Draw	80ma
Legal Heading	P2PC
Mounting	2 Hole Surface
Connector	Bullet & Ring

2X6 COMBINATION P2PC CLEARANCE MARKER



PART NUMBER
M20395R **RED**
M20395Y **AMBER**

LEDs 18
 Width 5.9"
 Height 2.0"
 Depth 1.8"
 DOT/SAE J592e
 Voltage 12.8VDC
 Amp Draw 80ma

- 2X6 Combination P2PC Clearance Marker
- **US Patent No. 7,273,306 B2**
- Meets P2PC Requirements
- Plated Brass Connectors
- Polycarbonate Lens & Housing

Legal Heading P2PC
Mounting 2 Hole Surface
Connector PL-2

2X6 REFLECTORIZED COMBINATION P2PC CLEARANCE MARKER



PART NUMBER
M20391R **RED**
M20391Y **AMBER**

LEDs 7
 Width 5.9"
 Height 2.0"
 Depth 1.8"
 DOT/SAE J592e, J594f
 Voltage 12.8VDC
 Amp Draw 40ma

- 2X6 ReflectORIZED Combination P2PC Clearance Marker
- **US Patent No. 7,273,306 B2**
- Meets P2PC Requirements
- Modern Reflector Lens Design
- Plated Brass Connectors
- Polycarbonate Housing/Acrylic Lens

Legal Heading AP2PC
Mounting 2 Hole Surface
Connector PL-2

2X6 REFLECTORIZED AUXILIARY TURN/CLEARANCE MARKER



PART NUMBER
M20330R **RED**
M20330Y **AMBER**

LEDs 8
 Width 5.9"
 Height 2.1"
 Depth 1.6"
 DOT/SAE J592e, J594f
 Voltage 12.8VDC

- 2X6 ReflectORIZED Clearance Marker
- Auxiliary Turn
- Modern Reflector Lens Design
- High Impact Acrylic Lens & Housing

Amp Draw 20ma
Legal Heading AP2
Mounting 2 Hole Surface
Connector 3 Bullets

FLUSH MOUNT CAB LIGHT



*** FREIGHTLINER / VOLVO ARE REGISTERED TRADEMARKS**

PART NUMBER
M20361R **RED**
M20361Y **AMBER**
M20361RCL **RED CLEAR LENS**
M20361YCL **AMBER CLEAR LENS**

LEDs 6
 Width 4.6"

Height 2.3"
 Depth 0.7"
 DOT/SAE J592e
 Voltage 12.8VDC
 Amp Draw 90ma
Legal Heading P2
Mounting 2 Hole Surface
Connector PL-2 Included

- Flush Mount Cab Marker
- Designed for Flush Mounting
- High Impact Acrylic Lens & Housing
- Gasket & Connector Included
- For Freightliner & Volvo*

RECTANGULAR CLEARANCE MARKER



PART NUMBER	
M20321R	RED
M20321Y	AMBER
<hr/>	
LEDs	6
Width	3.8"
Height	2.3"
Depth	0.9"
DOT/SAE	J592e
Voltage	12.8VDC

- Rectangular Clearance Marker
 - Designed for Surface Mounting
 - High Impact Acrylic Lens & Housing
 - Mounting Gasket Included
 - Completely Sealed
- | | |
|----------------------|----------------|
| Amp Draw | 40ma |
| Legal Heading | P2 |
| Mounting | 2 Hole Surface |
| Connector | 2 Wire Leads |

4" RECTANGULAR CLEARANCE MARKERS



PART NUMBER	
M20340R	RED
M20340Y	AMBER
<hr/>	
LEDs	7
Width	4.0"
Height	0.75"
Depth	1.4"
DOT/SAE	J592e
Voltage	12.8VDC
Amp Draw	40ma

- Thin-Line Design Fits Rails
 - Standard 3" Mounting Holes
 - Polycarbonate Lens & Housing
 - Completely Sealed
 - 100,000 Hour Rated LED Life
- | | |
|----------------------|----------------|
| Legal Heading | P2 |
| Mounting | 2 Hole Surface |
| Connector | Bullet & Ring |



PART NUMBER

M20341R **RED**

M20341Y **AMBER**

M20341RCL **RED CLEAR LENS**

M20341YCL **AMBER CLEAR LENS**

M20342R-X **RED TWIN BULLET CONNECTORS**

M20342Y-X **AMBER TWIN BULLET CONNECTORS**

LEDs	7
Width	4.0"
Height	0.6"
Depth	0.7"
DOT/SAE	J592e
Voltage	12.8VDC

Amp Draw	100ma
Legal Heading	P2PC
Mounting	19/32" Hole Required
Connector	6" Lead with Bullet & Ring

2 1/2" RECTANGULAR CLEARANCE MARKER



PART NUMBER	
M20320R	RED
M20320Y	AMBER
M20320RCL	RED CLEAR LENS
M20320YCL	AMBER CLEAR LENS
<hr/>	
LEDs	8
Width	2.50"
Height	1.30"
Depth	1.00"
DOT/SAE	J592e
Voltage	12.8VDC
Amp Draw	40ma
Legal Heading	P2

- 2 1/2" Rectangular Clearance Marker
 - Plugs into Existing Mounting Base
 - Polycarbonate Lens & Housing
 - Sealed Moisture Proof Electronics
- MOUNTING ACCESSORIES**
- | | |
|--------|---------------------------|
| M20325 | CHROME BASE W/SINGLE LEAD |
| M20326 | BLACK BASE W/SINGLE LEAD |
| M20327 | BLACK BASE W/TWIN LEADS |
| M20328 | CHROME BASE W/TWIN LEADS |
- | | |
|-----------------|------|
| Mounting | Base |
|-----------------|------|

4" RECTANGULAR CLEARANCE MARKER



PART NUMBER	
M20350R	RED
M20350Y	AMBER
M20350RY	DUAL RED/AMBER
M20350RCL	RED CLEAR LENS
M20350YCL	AMBER CLEAR LENS
<hr/>	
LEDs	12
Width	3.80"
Height	1.20"
Depth	0.90"
DOT/SAE	J592e
Voltage	12.8VDC
Amp Draw	50ma

- 4" Rectangular Clearance Marker
 - Plugs into Existing Mounting Base
 - Polycarbonate Lens & Housing
 - Completely Sealed Electronics
- MOUNTING ACCESSORIES**
- | | |
|--------|---------------------------|
| M20355 | CHROME BASE W/SINGLE LEAD |
| M20356 | BLACK BASE W/SINGLE LEAD |
| M20357 | BLACK BASE W/TWIN LEADS |
| M20358 | CHROME BASE W/TWIN LEADS |
- | | |
|----------------------|------|
| Legal Heading | P2 |
| Mounting | Base |

LIGHTING ID CODES:

A	Reflex reflector
A2	Reflex reflector for use on vehicles 2032mm or more in overall width
A3	Reflex reflector for conspicuity treatments (CT), for use on vehicles 2032 mm or more in overall width
A4	Reflex reflector for CT (vehicles > 2032mm in width) - 50mm wide [truck/trailer]
A5	Reflex reflector for CT (vehicles > 2032mm in width) - 75mm wide [truck/trailer]
A6	Reflex reflector for CT (vehicles > 2032mm in width) - 100mm wide [truck/trailer]
A7	Reflex reflector for CT (vehicles > 2032mm in width) - 25mm wide [truck/trailer]
C	Motorcycle auxiliary front lamp
D	Motorcycle and moto-driven cycle turn signal lamp
DL	Distributed lighting system (headlamp)
E	Side turn signal lamp - vehicles 12m or more in length
E2	Side turn signal lamp - vehicles less than 12m in length
EVS1	Siren - interior location
EVS2	Siren - exterior location
EVS3	Siren - under hood location
F	Front fog lamp
F2	Fog tail lamps
G	Truck cargo lamp
H	Sealed beam headlamp
HC	Headlamp center
HG	Discharge forward lighting (headlamp)
HH	Sealed beam headlamp housing
HR	Replaceable bulb headlamp
I	Turn signal lamp spaced greater than 100mm from headlamp
I3	Turn signal lamp spaced from 75mm to less than 100mm from headlamp
I4	Turn signal lamp spaced from 60mm to less than 75mm from headlamp
I5	Turn signal lamp spaced less than 60mm from headlamp
I6	Rear mounted turn signal lamp and front mounted turn signal lamps mounted 100mm or more from the headlamp, for use on vehicles 2032mm or more overall width
I7	Front mounted turn signal lamp mounted less than 100mm from the headlamp, for use on vehicles 2032mm or more in overall width
J1690	Flasher
K	Front cornering lamp
K2	Rear cornering lamp
L	License plate lamp
M	Motorcycle and motor-driven cycle headlamp - motorcycle type

LIGHTING ID CODES:

N	Motorcycle and motor-driven cycle headlamp - moto driven cycle type
O	Spot lamp
P	Parking lamp
P2	Sidemarkers for use on vehicles 2032mm or less in overall width
P3	Clearance, sidemarkers and identification lamp for use on vehicles 2032mm or more in overall width
PC2	Combination clearance and sidemarkers lamp for use on vehicles 2032mm in width or more in overall width
Q	Turn signal operating unit - Class A
QB	Turn signal operating unit - Class B
QC	Vehicular hazard warning signal operating unit
QD1	Turn signal operating unit for use vehicles 2032mm in width or more in overall width - Type 1
QD2	Turn signal operating unit for use vehicles 2032mm in width or more in overall width - Type 2
QE1	Hazard warning operating unit for use on vehicles 2032mm in width or more in overall width - Type 1
QE2	Hazard warning operating unit for use on vehicles 2032mm in width or more in overall width - Type 2
R	Reversing (back-up) lamp
S	Stop lamp
S2	Stop lamp for use on vehicles 2032mm or more in overall width
T	Tail lamp (rear position lamp)
T2	Tail lamp (rear position lamp) for use on vehicles 2032mm or more in overall width
U	Supplemental high-mounted stop and turn signal lamp
U2	High-mounted stop lamp for use on vehicles 2032mm or more in overall width
U3	Center high-mounted stop lamp for passenger cars, light trucks and MPV's
W	Warning lamp for emergency, maintenance and service vehicles
W2	Warning lamp for school buses
W3-1	Optical warning device - Class 1
W3-2	Optical warning device - Class 2
W3-3	Optical warning device - Class 3
W4	Emergency warning device [triangular shape]
W5-1	360° gaseous discharge lamp - Class 1
W5-2	360° gaseous discharge lamp - Class 2
W5-3	360° gaseous discharge lamp - Class 3
X	Adaptive [forward] lighting system
Y	Auxiliary high beam lamp
Y2	Daytime running lamp
Z	Auxiliary low beam lamp

BLACK VINYL GROMMETS

<p>RECTANGULAR M49700</p>	<p>2 1/2" M50100-B</p>	<p>2 1/2" CLOSED BACK M50102_X BULK PACK</p>	<p>2" M50300-B</p>
			
<p>4" KIT M43900</p>	<p>4" M50400-B</p>	<p>6" OVAL M50600-B</p>	<p>M20383 SERIES M50141 M50142 WIDE CHANNEL</p>
			
<p>M20384 SERIES M50143 M50144 WIDE CHANNEL</p>	<p>M20386 SERIES M50145</p>	<p>M50125 FOR M09300 SERIES 3/8" WIDE CHANNEL GROMMET</p>	
			
<p>6" OVAL LOW PROFILE GROMMET M50606-X</p>	<p>6" OVAL LOW PROFILE GROMMET M50607 FOR M63350 SERIES</p>		
			

CHROME PLASTIC GROMMET COVERS

<p>4" M50405</p>	<p>6" OVAL M50605</p>	<p>CHROME PLASTIC RECTANGULAR M49705</p>
		
<p>2 1/2" M50105</p>	<p>2" M50305</p>	
		

SECURITY FLANGES - BRUSH GUARDS - BEZELS

4" STAINLESS
SECURITY FLANGE
M43253



4" CHROME STAINLESS
SECURITY FLANGE
M43253CH



4" CHROME STAINLESS
STEEL DRESS RING
M50410



2" STAINLESS
SECURITY FLANGE
M50303



**Not for Beehive Lights*

2 1/2" STAINLESS
SECURITY FLANGE
M50103



**Not for Beehive Lights*

STAINLESS GROMMET
COVER FOR M09300 SERIES
M50112



STAINLESS STEEL GROMMET
COVER FOR MWL-10
M50124



SNAP ON BLACK
OVAL PC FLANGE
M63253BLK



CHROME METAL
BRUSH GUARD
M50310



CHROME PC BEZEL
FOR M23015R/Y
M50311



SNAP ON GREY
OVAL PC FLANGE
M63253



SNAP ON CHROME
OVAL PC FLANGE
M63253CH



SNAP ON OVAL
STAINLESS FLANGE
M63254



SNAP ON RECTANGULAR
STAINLESS FLANGE
M49702



ALUMINUM GUARD
FOR M20340R/Y
M50312



SNAP ON CHROME BEZEL
FOR 5.50" DOME LIGHTS
M50129



STAINLESS GROMMET COVER
FOR M09400 SERIES
M50118



PL-3 RIGHT ANGLE STT
M50900



PL-3 OEM PACK
50 PIECE BUNDLE
M50900-X



DRY FIT STT CONNECTOR
M50908



3-PIN MALE/FEMALE
EXTENSION HARNESS
M50901



3-PIN LOAD EQUALIZER
M50905



PL-2 RIGHT ANGLE CM
M50950



PL-2 OEM PACK
50 PIECE BUNDLE
M50950-X



PL-2 RIGHT ANGLE
2 MALE .180 BULLETS
M50951



BATTERY TEST PACK
MBP-12V



24V TO 12V STEP DOWN MODULES
M50909 1 AMP
M50913 2 AMP



3-PIN MALE TP MALE
GROTE ADAPTER
M50904



ELECTRICAL GREASE
MEG-1



DUAL PL-3
72" HARNESS
M50700-X



3-PIN STRAIGHT PL-3
M50911



DRY FIT CM CONNECTOR
M50953



MLS SERIES MOUNTING KIT
M50130



LED FLASHERS - CONVERT STANDARD LED LIGHTS TO WARNING MODE

3-PIN LED FLASHER
240FPM
PF-240



LED FLASHER CONTROL MODULE
16 SELECTABLE FLASH PATTERNS
M50910



CONTINUOUS WIRE HARNESS ROLLS

M50900-100	3-PIN	12" LEADS	100 CONNECTORS PER ROLL
M50950A-200	2-PIN	6" LEADS	200 CONNECTORS PER ROLL
M50950A-100	2-PIN	12" LEADS	100 CONNECTORS PER ROLL
M50951A-100	2-PIN	18" LEADS	100 CONNECTORS PER ROLL
M50960-50	TWIN FEMALE BULLET	12" LEADS	50 CONNECTORS PER ROLL
M50960-100	TWIN FEMALE BULLET	12" LEADS	100 CONNECTORS PER ROLL
M50960-5024	TWIN FEMALE BULLET	24" LEADS	50 CONNECTORS PER ROL



LED FLASHLIGHTS - 1 YEAR WARRANTY

COMPACT LIGHT
MF-37R RED LEDS



COMPACT LIGHT
MF-30A WHITE LEDS



SLIM LIGHT
MF-26



GORILLA® HEAVY DUTY LIGHT
MGF-124 BLACK HOUSING



PROMOTIONAL ITEMS

MAXXIMA TRAVEL BAG
MB-91



INSULATED COOLERS
MAXCOOLER-LG
MAXCOOLER-MED



REVERSIBLE RAIN JACKET
MJ-001
M, L, XL, XXL



GOLF SHIRTS
MS-001 WHITE MS-003
LIGHT BLUE S, M, L, XL



BASE BALL CAPS
MCAP-BLACK, MCAP-BLUE,
MCAP-WHITE



MAXXIMA
DISPLAY BANNER
22" X 59"



LIMITED WARRANTIES AND PROCEDURES | Maxxima extends a Limited Warranty to the original purchaser that the products listed are free from defects in materials and/or workmanship only. Maxxima will replace any warranted product to the original consumer/purchaser if the product fails because of defects due to workmanship and/or materials within the Limited Warranty period. Limited Warranty is not transferable and applies to the original installation of the Maxxima product. This offer does not constitute in any way a product guarantee and Maxxima does not hereby assume any obligation whatsoever beyond sending a free replacement product.

LED LIMITED WARRANTY | Maxxima extends a Limited Warranty to the original purchaser that the Maxxima sealed LED lamp is free from defects in workmanship and materials only. Maxxima will replace any sealed LED lamp to the original consumer/purchaser if the lamp fails due to workmanship or materials. The Limited Warranty does not apply to severe applications such as construction equipment and off-road vehicles. These examples are not all inclusive of such excluded applications. Corrosive chemicals, agents, petroleum products, and harsh cleaners are incompatible with Maxxima sealed LED lamps and their use with Maxxima sealed LED lamps will void this Limited Warranty. The LED Limited Warranty does not apply to damage associated with these products.

The Limited Warranty is not transferable and applies to the original installation of the Maxxima LED lamp for ten (10) years from the manufacturing date. Standard internal multi-pin connector integral to the lamp is covered by a five (5) year Limited Warranty.

MAXXIMA LIGHTNING, VANTAGE SERIES | Lightning, & Vantage Series Lights carry a five (5) year Limited Warranty.

MISUSE & IMPROPER WIRING OR GROUNDING | Maxxima LED vehicle lights are designed to operate in standard/normal application Stop/Tail/Turn, Park/Turn and Clearance Marker modes only. Any attempt to rewire the lights to operate on the bright side, Stop or Turn mode, for prolonged use will result in overheating and damage to the product and will void this Limited Warranty. Likewise, failure to properly ground the Maxxima LED vehicle lights, improperly wiring such lights or any other misuse, abuse or unauthorized use of Maxxima products will void this Limited Warranty. Maxxima lighting is only recommended for use as originally intended by the vehicle manufacturer.
Modification of product or removal of factory applied markings will void the warranty.

NON-VEHICLE LIGHTING | All other non-vehicle Maxxima products are covered by a standard one (1) year Limited Warranty from date of original purchase. Under no circumstances will Maxxima be liable for incidental, Consequential or punitive damages whether or not the product is covered by this Limited Warranty.

TECHNICAL SPECIFICATIONS	AMP DRAW TOLERANCE	± 10%
	LUMEN OUTPUT TOLERANCE	± 15%

ALL SPECIFICATIONS SUBJECT TO CHANGE WITHOUT NOTICE.

HDI-DISP-11
ILLUMINATED WORK LIGHT DISPLAY



SHOWN WITH OPTIONAL WORK LIGHTS

Display includes 110VAC power supply and slots to mount 9 work lights. Features nine light selector buttons to activate one light at a time and a Blue illuminated Maxxima Logo. Increase sales with this interactive display.

DIMENSIONS 22" X 29"

HDI-DISP-12



FULL LINE HEAD LAMP DISPLAY

Chrome display includes 110VAC power supply, lighted Maxxima Logo, On/Off switch, selector buttons for each light and high/low beam functions.

DIMENSIONS 20" X 20" X 8.5"

HDI-DISP-13



7" HEAD LAMP DISPLAY

Chrome display includes 110VAC power supply, lighted Maxxima Logo, On/Off switch, selector button for high/low beam functions.

DIMENSIONS 12.5" X 11" X 8.5"

HDI-DISP-7 FULL LINE DISPLAY
23.5" X 23"
SHOWN WITH OPTIONAL WORK LIGHTS




HDI-DISP-8 WARNING
18.5" X 12"



HDI-DISP-10 LARGE DISPLAY
41" X 32"



HDI-DISP-9 MLS DISPLAY
21.5" X 12"



MRD-1 COUNTER DISPLAY
11.50" X 9.50"



MRD-2 RETAIL FLOOR DISPLAY RACK
60" X 22"



MAX-TAG



PART NUMBER	PAGE
LCL-3BL	31
LCL-3CL	31
LCL-3MBR	31
LCL-3R	31
LED-063CL	31
LED-300CL	31
LED-300MBR	31
LED-300R	31
LED-963MBR	31
M09100R	59
M09100RCL	59
M09100R-DV	48
M09100WCL	32
M09100Y	59
M09100YCL	59
M09100Y-DV	48
M09105R	61
M09105Y	61
M09250RCL-X	59
M09250R-X	59
M09250YCL-X	59
M09250Y-X	59
M09300BCL	58
M09300G	58
M09300R	58
M09300R-3	58
M09300RAS	46
M09300RCL	58
M09300RCL-DV	48
M09300R-DV	48
M09300WCL	58
M09300Y	58
M09300YAT	46
M09300YCL	58
M09300YCL-DV	48
M09300Y-DV	48
M09320RCL-X	57
M09320R-X	57
M09320YCL-X	57
M09320Y-X	57
M09350RCL-X	57
M09350R-X	57
M09350YCL-X	57
M09350Y-X	57
M09360BCL	57
M09360G	57
M09360R	57
M09360RCL	57
M09360WCL	57
M09360Y	57
M09360YCL	57
M09370BCL	37
M09370R	37
M09370RCL	37
M09370WCL	37
M09370WCL-NS	18
M09370Y	37
M09370YCL	37
M09400BCL	58
M09400G	58
M09400R	58
M09400RCL	58
M09400WCL	58
M09400Y	58

PART NUMBER	PAGE
M09400YCL	58
M09410R	58
M09410WCL	58
M09410Y	58
M11201R	61
M11201Y	61
M11256R	59
M11256Y	59
M11260R-X	60
M11260Y-X	60
M11300R	60
M11300RAS	46
M11300RCL	60
M11300R-DV	48
M11300WCL	32
M11300Y	60
M11300YAT	46
M11300YCL	60
M11300Y-DV	48
M11303R	53
M11350RCL-X	60
M11350R-X	60
M11350Y-X	60
M16280ABS	60
M16280R	60
M16280RCL	60
M16280Y	60
M16280YCL	60
M16800R	61
M16800Y	61
M16800YCL	61
M20311R	63
M20311Y	63
M20320R	65
M20320RCL	65
M20320Y	65
M20320YCL	65
M20321R	65
M20321Y	65
M20323R	53
M20325	65
M20326	65
M20327	65
M20328	65
M20330R	64
M20330Y	64
M20332R	62
M20332RCL	62
M20332Y	62
M20332YCL	62
M20340R	65
M20340Y	65
M20341R	65
M20341RCL	65
M20341WCL	32
M20341Y	65
M20341YCL	65
M20343R	53
M20343RCL	53
M20343Y	53
M20343YCL	53
M20344CH-RCL	56
M20344CH-WCL	32
M20344CH-YCL	56

PART NUMBER	PAGE
M20344RCL	56
M20344YCL	56
M20350R	65
M20350RCL	65
M20350RY	65
M20350Y	65
M20350YCL	65
M20355	65
M20356	65
M20357	65
M20358	65
M20361R	64
M20361RCL	64
M20361Y	64
M20361YCL	64
M20372BRCL-4	36
M20372BRCL-8	36
M20374PMK	34
M20378Y	36
M20378Y-15EXT	36
M20378Y-30	36
M20379BCL	33
M20379RCL	33
M20379WCL	33
M20379YCL	33
M20380BCL-SP	33
M20380RCL-SP	33
M20380WCL-SP	33
M20380YCL-SP	33
M20383BCL	35
M20383RCL	35
M20383WCL	35
M20383YCL	35
M20384BCL	35
M20384BRCL	35
M20384BWCL	35
M20384GYCL	35
M20384RCL	35
M20384RWCL	35
M20384WCL	35
M20384WYCL	35
M20384YCL	35
M20385YCL	34
M20386BCL	34
M20386BRCL	34
M20386RCL	34
M20386RWCL	34
M20386WCL	34
M20386WYCL	34
M20386YCL	34
M20391R	64
M20391Y	64
M20395R	64
M20395Y	64
M23015R	62
M23015RCL	62
M23015R-DV	48
M23015Y	62
M23015YCL	62
M23015Y-DV	48
M27005R	63
M27005RCL	63
M27005Y	63
M27005YCL	63

PART NUMBER	PAGE
M27011Y	62
M27011YCL	62
M27340R	63
M27340Y	63
M34260R	59
M34260RCL	59
M34260Y	59
M34260YCL	59
M34600R	61
M34600RCL	61
M34600Y	61
M34600YCL	61
M36180R	62
M36180RCL	62
M36180WCL	32
M36180Y	62
M36180YCL	62
M42100R	39
M42100Y	43
M42120R	39
M42201R	42
M42201Y	46
M42206	32, 50
M42206-ADHESIVE	32, 50
M42206R	42
M42206Y	44
M42210R	38
M42210Y	38
M42213	50
M42213R	42
M42213RCL	42
M42213Y	46
M42213YCL	46
M42220	42
M42320R	39
M42321	49
M42321R	40
M42322R	40
M42322RCL	40
M42322R-DV	47
M42322Y	43
M42322YCL	43
M42323R	40
M42324	49
M42324-DV	47
M42339Y	43
M42339Y-DV	47
M42341R/Y	52
M42341RYCL	52
M42341Y/Y	52
M42344R	44
M42346R	40
M42347	49
M42348	49
M42354R	39
M42354-X	49
M42354Y-X	43
M42355R	39
M42360R/Y	52
M42361R/Y	52
M42362R/Y	52
M42362RYCL	52
M42363R/Y	52

PART NUMBER	PAGE
M42363RYCL	52
M42365	49
M42365R	40
M42365Y	43
M42701BCL	37
M42701R	37
M42701WCL	37
M42701Y	37
M42705W	38
M42705Y	38
M43253	69
M43253CH	69
M43900	68
M49700	68
M49702	69
M49705	68
M50100-B	68
M50102	68
M50103	69
M50105	68
M50112	58, 69
M50115	35
M50116	35
M50118	58, 69
M50121	34
M50124	19, 69
M50125	48, 68
M50126	17
M50129	26, 69
M50130	70
M50132	58
M50135	26
M50136	26
M50137	35
M50138	35
M50139	34
M50140	10
M50141	35, 68
M50142	35
M50143	35, 68
M50144	35
M50145	34, 68
M50300-B	68
M50303	69
M50305	68
M50310	69
M50311	69
M50312	69
M50400-B	68
M50405	68
M50410	69
M50411	18
M50412	18
M50413	19
M50600-B	68
M50605	68
M50606-X	68
M50607	40, 68
M50700-X	70
M50900	70
M50900-100	70
M50900-X	70
M50901	70

PART NUMBER	PAGE
M50904	70
M50905	70
M50908	70
M50909	47, 70
M50910	70
M50911	70
M50913	47, 70
M50914	5
M50915	4
M50916	54
M50950	70
M50950A-100	70
M50950A-200	70
M50950-X	70
M50951	70
M50951A-100	70
M50953	70
M50960-100	70
M50960-50	70
M50960-5024	70
M56100R	39
M63100R	41
M63100Y	44
M63120Y	45
M63121Y	45
M63122CH-YCL	55
M63122Y	55
M63122YCL	55
M63123Y	54
M63123YCL	54
M63201BCL	37
M63201R	37
M63201WCL	37
M63201Y	37
M63201YCL	37
M63253	69
M63253BLK	69
M63253CH	69
M63254	69
M63318-A	49
M63318-A-GSKT	49
M63318R-A	42
M63318R-A-GSKT	42
M63318RCL-A	42
M63318Y-A	46
M63318YCL-A	46
M63320	50
M63320R	41
M63320RCL	41
M63320Y	44
M63321R-X	41
M63322R	41
M63322RCL	41
M63322R-DV	47
M63322Y	45
M63322YCL	45
M63323R	41
M63323Y	45
M63324	50
M63326DF-X	50
M63326RDF-X	41
M63326YDF-X	44
M63339Y	45

PART NUMBER	PAGE
M63339YCL	45
M63346R	41
M63347	50
M63350	50
M63350R	40
M63350-TAPE	40, 50
M63350Y	44
M63352R-36X	40
M63352R-X	40
M63420R	41
M63420Y	44
M72270R	63
M72270RCL	63
M72270R-DV	48
M72270WCL	31
M72270Y	63
M72270YCL	63
M72270Y-DV	48
M84400	23
M84403-A	28
M84404-A	28
M84405-C	26
M84406-C	26
M84407-B	22
M84408	21
M84409	20
M84410	23
M84411-B	24
M84412-B	24
M84414-BCW	24
M84414-BWW	24
M84415	20
M84416	21
M84417	21
M84418	22
M84419-B	27
M84420-B	27
M84421-B	27
M84422-B	27
M84423-B	27
M84424-B	27
M84425-B	27
M84426	22
M84427-A	22
M84428	24
M844280-A	28
M844280B-BLK	28
M844280B-CH	28
M844282-A	24
M84429-B	27
M84433	25
M84434	25
M84434RW	25
M84435	25
M84436	26
M84437	15
M84438	23
M84439	20
M84440	21
M84441	26
M84442	26
M84443	26
M84444	20

PART NUMBER	PAGE
M85416R	39
M85616R	40
M90061R	51
M90070R	51
M90070Y	51
M90081Y	51
M90450	49, 51
MAXCOOLER-MED	71
MAX-TAG	74
MAXXCooler-LG	71
MAXXIMA BANNER	71
MB-9I	71
MBP-12V	70
MCAP-BLACK	71
MCAP-WHITE	71
MEG-1	70
MF-26	71
MF-30A	71
MF-37R	71
MFL-100W	6
MFL-100WCH	6
MFL-100Y	6
MFL-100YCH	6
MGF-124	71
MHL-07HILO	4
MHL-4X6HI	5
MHL-4X6LL	5
MHL-5X7HILO	4
MJ-001	71
MLR-D3020CW	30
MLR-D3020WW	30
MLR-S5050CW	30
MLR-S5050WW	30
MLS-1827-A	29
MLS-1827BL	29
MLS-1827R	29
MLS-1827WW-A	29
MLS-1827Y	29
MLS-2436-A	29
MLS-2436-AD	29
MLS-2436BL	29
MLS-2436R	29
MLS-2436WW-A	29
MLS-2436Y	29
MLS-3654-A	29
MLS-3654BL	29
MLS-3654R	29
MLS-3654WW-A	29
MLS-3654Y	29
MLS-4569-A	29
MLS-4569-AD	29
MLS-78120-AD	29
MLS-96147A-MHE	29
MLS-D18108	30
MLS-D18108WW	30
MLS-D24144	30
MLS-D24144WW	30
MLS-D36216	30
MLS-D36216WW	30
MLS-D45276	30
MLS-D45276WW	30
MPWL-10	9
MPWL-10WALLCH	9

PART NUMBER	PAGE
MPWL-20	9
MPWL-20WALLCH	9
MPWL-30	9
MPWL-30WALLCH	9
MPWL-CARCH	9
MPWL-GLASS10	9
MPWL-GLASS20	9
MPWL-MAG30	9
MPWL-MAGKIT	9
MRD-1	74
MRD-2	74
MRH-11	18
MS-001	71
MS-003	71
MTBL-10	14
MTBL-UBAR	14
MWBL-1	14
MWL-01B	19
MWL-01GUARD	19
MWL-01HP	19
MWL-01LS	19
MWL-04	18
MWL-05SP	17
MWL-05SPGR	18
MWL-07SP	17
MWL-10SP	19
MWL-10SP-SM	19
MWL-10SP-SMCHR	19
MWL-11HL	18
MWL-12	18
MWL-13	17
MWL-14	17
MWL-16	16
MWL-18-B	16
MWL-19	11
MWL-19Y	11
MWL-20	16
MWL-20FB	16
MWL-20LS	16
MWL-21	16
MWL-22	16
MWL-24SP	15
MWL-25SP	15
MWL-26	11
MWL-27	11
MWL-28	12
MWL-29	12
MWL-30	12
MWL-31SP	10
MWL-33	10
MWL-50SP	13
MWL-57SP	13
PF-240	70
PLB-626	7
PLB-630-A	7
PLB-640	7
R963BLK	31
R963CH	31
R963WH	31
SDL-35R	38
SDL-35Y	38
SDL-50-A	38
SDL-52-A	38



BR LED LIGHT BULBS

BR LED light bulbs are bulged reflector (BR) lamps that create distribution patterns with wide flood beam angles to provide more than a 45 degree angle for lighting areas. A BR LED light bulb will deliver soft-edged, directional light. BR LED light bulbs are a great energy efficient solution and are great for general household light fixtures, recessed can lighting and/or track lighting, and are perfect for fixtures that use dimmer switches.

MODEL	TYPE	WATTS	EQUIVALENT	LUMENS	LIGHT COLOR	COLOR TEMP	DIMMABLE	PACK COUNT
MLB-BR30120W	BR30	12	75	950	Warm White	3000K	Yes	Single
MLB-BR30120W-02	BR30	12	75	950	Warm White	3000K	Yes	Dual
MLB-BR40140W	BR40	12	75	1100	Warm White	3000K	Yes	Single
MLB-BR40140W-02	BR40	12	75	1100	Warm White	3000K	Yes	Dual
MLB-BR40200W	BR40	20	100	1500	Warm White	3000K	Yes	Single



DIMMABLE 4" RETROFIT CEILING FIXTURES



MODEL	SIZE	WATTS	EQUIVALENT	LUMENS	LIGHT COLOR	COLOR TEMP
MRL-41200W	4"	12	75	850	Warm White	2700K
MRL-41200NW	4"	12	75	850	Neutral White	4000K



DIMMABLE 6" RETROFIT CEILING FIXTURES

MODEL	SIZE	WATTS	EQUIVALENT	LUMENS	LIGHT COLOR	COLOR TEMP
MRL-61900W	6"	19	120	1200	Warm White	2700K
MRL-61900NW	6"	19	120	1200	Neutral White	4000K



DIMMABLE 4" RETROFIT CEILING FIXTURES

MODEL	SIZE	WATTS	EQUIVALENT	LUMENS	LIGHT COLOR	COLOR TEMP
MRL-41250RW	4"	12	75	750	Warm White	2700K
MRL-41250RNW	4"	12	75	750	Neutral White	4000K



DIMMABLE 6" RETROFIT CEILING FIXTURES

MODEL	SIZE	WATTS	EQUIVALENT	LUMENS	LIGHT COLOR	COLOR TEMP
MRL-61150RW	6"	11	75	750	Warm White	2700K
MRL-61150RNW	6"	11	75	750	Neutral White	4000K

Dual Voltage



Chrome Oval Clearance Marker

- U.S. Patent No. D514008
- Easy Snap-On Stainless Steel Bezel Conceals Mounting Screws
- Ideal for Cab and Sleeper Panels
- 100,000 Hour Rated LED Life

PRODUCT SPECS

Width: 6.63"
Height: 2"
Depth: .75"
DOT/SAE: 592e
Voltage: 12~24 VDC
Amp Draw: 60 Milliamps
Legal Heading: P2
Mounting: Surface
Connector: PL - 2



M72270Y-DV Amber/Ambar



M72270R-DV Red/Rojo

13 LED's

4" Round Red STT

- Patent Pending Lightning Designed Lens Optics
- Poly-Carbonate Lens and Housing
- Solid State Circuit Board
- Plated Brass Connector
- 100,000 Hour Rated LED Life
- Fits Standard Mounting Holes, Grommets and Connectors

PRODUCT SPECS

Diameter: 4.25" Grommet
Depth: 1.88"
DOT/SAE: J1395, J1398, J585e
Voltage: 12~24 VDC
Amp Draw: 140 Milliamps
Legal Heading: I6S2T2
Mounting: Grommet
Connector: PL - 3



M42322R-DV Red/Rojo

9 LED's

Oval Red Stop/Tail/Turn

- Patent Pending Lightning Designed Lens Optics
- 100,000 Hour Rated LED Life
- Poly-Carbonate Lens and Housing
- Fits Standard Mounting Holes, Grommets and Connectors

PRODUCT SPECS

Width: 6.40"
Height: 2.20"
Depth: 1.63"
DOT/SAE: J1395, J1398, J585e
Voltage: 12~24 VDC
Amp Draw: 140 Milliamps
Legal Heading: I6S2T2
Mounting: Grommet
Connector: PL - 3



M63322R-DV Red/Rojo

9 LED's

2 1/2" Round Clearance Marker

- 100,000 Hour Rated LED Life
- Poly-Carbonate Lens and Housing
- Fits Standard Mounting Holes, Grommets and Connectors

PRODUCT SPECS

Diameter: 2.50"
Depth: .69"
DOT/SAE: J592e
Voltage: 12~24 VDC
Amp Draw: 100 Milliamps
Legal Heading: P2
Mounting: Grommet
Connector: PL - 2



M11300Y-DV Amber/Ambar



M11300R-DV Red/Rojo

13 LED's

2" Round Clearance Marker

- 100,000 Hour Rated LED Life
- Poly-Carbonate Lens and Housing
- Fits Standard Mounting Holes, Grommets and Connectors

PRODUCT SPECS

Diameter: 2.00"
Depth: .69"
DOT/SAE: J592e
Voltage: 12~24 VDC
Amp Draw: 60 Milliamps
Legal Heading: P2
Mounting: Grommet
Connector: PL - 2



M09100R-DV Red/Rojo



M09100Y-DV Amber/Ambar

9 LED's

Glosario de términos, las letras al final del número de pieza significan lo siguiente:
 R = Rojo
 Y = Ambar
 CL = Lente Claro
 DV = Doble Voltaje
 RCL = Rojo Lente Claro
 YCL = Ambar Lente Claro
 R/Y = Rojo un lado y Ambar otro lado
 RYCL = Rojo un lado y Ambar otro lado, con Lente Claro

Bus Lights

Bus/Cab Triangle Combination Marker

- Meets P2PC Requirements for 45° Mounting
- Poly-Carbonate Lens
- Standard 1.50" Mounting Holes With Mounting Gasket
- 100,000 Hour Rated LED Life

PRODUCT SPECS

Depth: 3.25"
Height: 1.80"
Width: 2.5"
DOT/SAE: J592e
Voltage: 12.8 VDC
Amp Draw: 80 Milliamps
Legal Heading: P2PC
Connector: Bullet & Ring



M20311R Red/Rojo



M20311Y Amber/Ambar

15 LED's

7" Round White Back-up Bus Lights

- Surface Mount with Standard 4 Hole Mounting Pattern
- Mounting Gasket Included
- Poly-Carbonate Lens and Housing for Superior Light Distribution and Visibility
- Sealed Electronics are Moisture, Corrosion and Vibration Proof

PRODUCT SPECS

Diameter: 7.00"
Depth: 1.38"
DOT/SAE: J1395, J1398, J592e, J585e, J222, J593c
Voltage: 12.8 VDC
Amp Draw: 250 Milliamps
Legal Heading: R
Mounting: Surface - Standard 4 Hole
Connector: 3 Wire Leads



M90450

20 LED's

7" Round S/T/T, Park/Front & Rear Turn

- Surface Mount with Standard 4 Hole Mounting Pattern
- Mounting Gasket Included
- Poly-Carbonate Lens and Housing for Superior Light Distribution and Visibility
- Sealed Electronics are Moisture, Corrosion and Vibration Proof

PRODUCT SPECS

Diameter: 7.00"
Depth: 1.38"
DOT/SAE: J1395, J1398, J592e, J585e, J222, J593c
Voltage: 12.8 VDC
Amp Draw: Red 290, Amber 280
Legal Heading: I6P2S2T2A Red, I6PA Amber
Mounting: Surface - Standard 4 Hole
Connector: 3 Wire Leads



M90061R Red/Rojo



M90081Y Amber/Ambar

17 LED's

Mounting Accessories

2-Pin Right Angle CM



M50950

3-Pin Right Angle STT



M50900

OVAL

4"



M50600-B



M50400-B

2"

2 1/2"



M50300-B



M50100-B

Stainless Steel Security Flanges



M50103
2 1/2"

M50303
2"

Stop/Tail Turn & Park/Rear Turn

4" Round Back-up, S/T/T & Tear Turn

- Patent Pending Design Combines STT/RT and Back-Up Function in One Unit
- Standard Three Hole Flange Mounting
- Maxx-Shield Protective Polymer Coating
- Patent Pending Lightning Designed Lens Optics



M85429R Red/Rojo

27 LED's



M85429Y Amber/Ambar

33 LED's

PRODUCT SPECS

Function: Backup, STT Red, Backup, RT Amber

DOT/SAE: J1398, J585, J1395, J593

Amp Draw: Backup 195 Milliamps

STT Red 150 Milliamps

RT Amber 330 Milliamps

Legal Heading: Red - R, I6S2T2,
Amber - R/I6

Mounting: 3 Hole Flange Mount
3/16" Dia. Hole

Bolt pattern 5" Dia.

Connector: 2ea PL-3



Ovalada Back-up, S/T/T & Rear Turn

- Patent Pending Design Combines STT/RT and Back-Up Function in One Unit
- Standard Three Hole Flange Mounting
- Maxx-Shield Protective Polymer Coating
- Patent Pending Lightning Designed Lens Optics



M85639R Red/Rojo

27 LED's



M85639Y Amber/Ambar

33 LED's

PRODUCT SPECS

Function: Backup, STT Red, Backup, RT Amber

DOT/SAE: J1398, J585, J1395, J593

Amp Draw: Backup 195 Milliamps

STT Red 150 Milliamps

RT Amber 290 Milliamps

Legal Heading: Red - R, I6S2T2,
Amber - R, I6

Mounting: 2 Hole Flange Mount
3/16" Dia. Hole

7 1/4" Center to Center

Connector: 2ea PL-3



4" Round Red Stop/Tail/Turn

- WSI - Wide Spectrum Illumination 5mm LED's
- Poly-Carbonate Lens & Housing Spin Welded
- Plated Brass Connector
- 100,000 Hour Rated LED Life
- HVTC High Voltage Tolerance Circuitry



M42100R Red/Rojo

44 LED's

PRODUCT SPECS

Diameter: 4.25"

Depth: 2"

DOT/SAE: J1395, J1398, J585e

Voltage: 12.8 VDC

Amp Draw: 300 Milliamps

Mounting: Grommet

Connector: PL - 3

4" Round RED Stop/Tail/Turn

- Poly-Carbonate Lens and Housing Spin Welded
- 5 Year Warranty
- Plated Brass Connector
- Spin Welded Lens and Housing



VANTAGE



M42320R Red/Rojo

32 LED's

PRODUCT SPECS

Diameter: 4.25"

Depth: 2.0"

DOT/SAE: J1395, J1398, J585e

Voltage: 12.8 VDC

Amp Draw: 250 Milliamps

Legal Heading: IGS2T2

Mounting: Grommet

Connector: PL - 2

4" Round Red Stop/Tail/Turn

- Patent Pending Lightning Designed Lens Optics
- 5 Year Maxxima Warranty
- Poly-Carbonate Lens and Housing
- Solid State Circuit Board
- Plated Brass Connector
- 100,000 Hour Rated LED Life



Lightning



M42322R Red/Rojo



M42323R Red/Rojo Flange

9 LED's

PRODUCT SPECS

Diameter: 4.25" Grommet, 5.50" Flange

Depth: 1.88"

DOT/SAE: J1395, J1398, J585e

Voltage: 12.8 VDC

Amp Draw: 140 Milliamps

Legal Heading: I6S2T2

Mounting: Grommet or Flange
3 each 3/16" Dia; 5" Dia Bolt Circle

Connector: PL - 3

4" Back-up Light

- Patent Pending Lightning Designed Lens Optics
- 100,000 Hour Rated LED Life
- Poly-Carbonate Lens and Housing
- 3 Hole Flange or Grommet Mount



Lightning



M42324 White/Blanca

18 LED's

PRODUCT SPECS

Diameter: 4.00"

Depth: 1.75"

DOT/SAE: J593c

Voltage: 12.8 VDC

Amp Draw: 160 Milliamps

Legal Heading: R

Mounting: Grommet

Connector: PL - 3

Glosario de términos; la letra al terminar del numero de la piezas significa lo siguiente.

R = Rojo

Y = Ambar

CL = Lente Claro

DV = Doble Voltaje

RCL = Rojo Lente Claro

YCL = Ambar Lente Claro

R/Y = Rojo un lado y Ambar otro lado

RYCL = Rojo un lado y Ambar otro lado, con Lente Claro

Oval Red S/T/T & Amber PCAT

- Poly-Carbonate Lens and Housing
- Plated Brass Connector
- Epoxy Sealed Electronics
- 100,000 Hour Rated LED Life
- Smart Chip Surge Protection
- Maxx-Shield Protective Polymer Coating

PRODUCT SPECS

Width: 6.40"
Height: 2.2"
Depth: 1.6"
DOT/SAE: J1395, J1398, J585e
Voltage: 12.8 VDC
Amp Draw: Milliamps 430 Red, 400 Amber
Legal Heading: I6S2T2 Red, PP2 Amber
Mounting: Grommet
Connector: PL - 3



M63100R Red/Rojo



M63100Y Amber/Ambar

60 LED's

Oval Amber Park/Front & Rear Turn

- Patent Pending Lightning Designed Lens Optics
- 5 Year Maxxima Warranty
- Poly-Carbonate Lens and Housing
- Solid State Circuit Board
- Plated Brass Connector
- 100,000 Hour Rated LED Life

PRODUCT SPECS

Width: 6.40" Grommet
Height: 2.20"
Depth: 1.63"
DOT/SAE: J1395, J1398, J585e, J222
Voltage: 12.8 VDC
Amp Draw: 310 Milliamps
Legal Heading: I6P
Mounting: Grommet
Connector: PL - 3

Lightning



M63322Y Amber/Ambar



M63322YCL Amber/Ambar
Clear Lens

15 LED's

Oval Red Stop/Tail/Turn

- Patent Pending Lightning Designed Lens Optics
- 5 Year Maxxima Warranty
- Poly-Carbonate Lens and Housing
- Solid State Circuit Board
- Plated Brass Connector
- 100,000 Hour Rated LED Life

PRODUCT SPECS

Width: 6.40" Grommet
Height: 2.20"
Depth: 1.63"
DOT/SAE: J1395, J1398, J585e
Voltage: 12.8 VDC
Amp Draw: 140 Milliamps
Legal Heading: I6S2T2
Connector: PL - 3

Lightning



M63322R Red/Rojo



M63322RCL Red/Rojo Clear Lens

9 LED's


Oval Amber Park/Front & Rear Turn

- Patent Pending Lightning Designed Lens Optics
- 5 Year Maxxima Warranty
- Poly-Carbonate Lens and Housing
- Solid State Circuit Board
- Plated Brass Connector
- 100,000 Hour Rated LED Life


PRODUCT SPECS

Width: 6.4"
Height: 2.2"
Depth: 1.63"
DOT/SAE: J1395, J1398, J585e, J222
Amp Draw: 310 Milliamps
Legal Heading: 16P
Mounting: Grommet
Connector: PL - 3

Lightning



M63323Y Amber/Ambar



M63323YCL Amber/Ambar
Clear Lens

15 LED's

Oval Red Stop/Tail/Turn Flange

- Patent Pending Lightning Designed Lens Optics
- 5 Year Maxxima Warranty
- Poly-Carbonate Lens and Housing
- Solid State Circuit Board
- Plated Brass Connector
- 100,000 Hour Rated LED Life

PRODUCT SPECS

Width: 6.4"
Height: 2.2"
Depth: 1.63"
DOT/SAE: J1395, J1398, J585e, J222
Amp Draw: 310 Milliamps
Legal Heading: 16P
Mounting: Grommet
Connector: PL - 3

Lightning



M63323R Red/Rojo



M63323RCL Red/Rojo Clear Lens

18 LED's

Oval White Back-up

- Patent Pending Lightning Designed Lens Optics
- 100,000 Hour Rated LED Life
- Poly-Carbonate Lens and Housing

PRODUCT SPECS

Width: 6.4"
Height: 2.2"
Depth: 1.6"
DOT/SAE: J593c
Amp Draw: 160 Milliamps
Legal Heading: R
Mounting: Grommet
Connector: PL - 3

Lightning



M63324 White/Blanca

18 LED's

Clearance Marker Lights

6" Clearance Marker

- Stainless Steel Bezel
- Completely Sealed Electronics
- Solid State Circuit Boards
- 100,000 Hour Rated LED Life

PRODUCT SPECS

Width: 6.19"
Height: 2.0"
Depth: .94"
DOT/SAE: J592e
Voltage: 12.8 VDC
Amp Draw: 60 Milliamps
Legal Heading: P2
Mounting: Surface
Connector: Bullet & Ring



M20332R Red/Rojo



M20332RCL Red/Rojo Clear Lens



M20332Y Amber/Ambar



M20332YCL Amber/Ambar Clear Lens

12 LED's

"PETE" Light - Clearance Marker

- U.S. Patent No. D527837
- Easy Snap On Stainless Steel Bezel Conceals Mountin Screws
- Perfect for Cab or Sleeper Panels
- Completely Sealed Electronics
- Plated Brass Connector

PRODUCT SPECS

Width: 5.9"
Height: 2.15"
Depth: 0.9"
DOT/SAE: J592e
Voltage: 12.8 VDC
Amp Draw: 60 Milliamps
Legal Heading: P2
Mounting: Surface
Connector: PL - 2



M27005R Red/Rojo



M27005RCL Red/Rojo Clear Lens



M27005Y Amber/Ambar



M27005YCL Amber/Ambar Clear Lens

15 LED's

Chrome Oval Clearance Marker

- Easy Snap-On Stainless Steel Bezel Conceals Mounting Screws
- Ideal for Cab and Sleeper Panels
- 100,000 Hour Rated LED Life

PRODUCT SPECS

Width: 6.63"
Height: 2"
Depth: .75"
DOT/SAE: J592e
Voltage: 12.8 VDC
Amp Draw: 60 Milliamps
Legal Heading: P2
Mounting: Surface
Connector: PL - 2



M72270R Red/Rojo



M72270Y Amber/Ambar



M72270WCL White/Blanca Clear Lens

Also Available in Clear Lens:
M72270YCL Amber/Ambar
M72270RCL Red/Rojo

13 LED's

2 1/2" Rectangular Clearance Marker


- Plugs into Existing Mounting Base
- 100,000 Hour Rated LED Life

PRODUCT SPECS

Width: 2.57"
Height: 1.25"
Depth: 1.00"
DOT/SAE: J592e
Voltage: 12.8 VDC
Amp Draw: 40 Milliamps
Legal Heading: P2
Mounting: Base



M20320Y Amber/Ambar



M20320R Red/Rojo



M20325
Chrome



M20326
Black

8 LED's

4" Rectangular Clearance Marker

- Plugs into Existing Mounting Base
- 100,000 Hour Rated LED Life

PRODUCT SPECS


Width: 4.07"
Height: 1.19"
Depth: 1.2"
DOT/SAE: J592e
Amp Draw: 50 Milliamps
Legal Heading: P2
Mounting: Base



M20350R Red/Rojo



M20350Y Amber/Ambar



M20350R Red/Rojo Clear Lens



M20350Y Amber/Ambar Clear Lens

12 LED's



M20355
Chrome



M20356
Black

4" Combination Clearance Marker

- P2PC Combination Clearance Marker
- One Piece Sealed Unit
- Fits Standard 3" Mounting Holes
- 100,000 Hour Rated LED Life

PRODUCT SPECS

Width: 4.00"
Height: 2.00"
Depth: 1.0"
DOT/SAE: J592e
Voltage: 12.8 VDC
Amp Draw: 110 Milliamps
Legal Heading: P2PC
Mounting: Surface
Connector: Bullet & Ring



M23015Y Amber/Ambar



M23015R Red/Rojo



M23015YCL Amber/Ambar Clear Lens



M23015RCL Red/Rojo Clear Lens

14 LED's

Glosario de términos, las letras al final del número de pieza significan lo siguiente:
R = Rojo
Y = Ambar
CL = Lente Claro
DV = Doble Voltaje
RCL = Rojo Lente Claro
YCL = Ambar Lente Claro
R/Y = Rojo un lado y Ambar otro lado
RYCL = Rojo un lado y Ambar otro lado, con Lente Claro

2" Round Clearance Marker

- U.S. Patent No. 7,273,306 B2
- Poly-Carbonate Lens
- Plated Brass Connector
- 100,000 Hour Rated LED Life
- Fits Standard Mounting Holes, Grommets and Connectors

PRODUCT SPECS

Diameter: 2"
Depth: .75"
DOT/SAE: J592e
Voltage: 12.8 VDC
Amp Draw: 40 Milliamps
Legal Heading: P2
Mounting: Grommet
Connector: PL - 2



M09250R Red/Rojo



M09250Y Amber/Ambar



M09250RCL Red/Rojo Clear Lens



M09250YCL Amber/Ambar Clear Lens

5 LED's

2 1/2" Round Clearance Marker

- U.S. Patent No. 7,273,306 B2
- Poly-Carbonate Lens
- Plated Brass Connector
- 100,000 Hour Rated LED Life
- Fits Standard Mounting Holes, Grommets and Connectors

PRODUCT SPECS

Diameter: 2.5"
Depth: .75"
DOT/SAE: J592e
Voltage: 12.8 VDC
Amp Draw: 40 Milliamps
Legal Heading: P2
Mounting: Grommet
Connector: PL - 2



M11350R Red/Rojo



M11350Y Amber/Ambar



M11350RCL Red/Rojo Clear Lens



M11350YCL Amber/Ambar Clear Lens

7 LED's

2" Round Clearance Marker

- 100,000 Hour Rated LED Life
- Poly-Carbonate Lens and Housing
- Fits Standard Mounting Holes, Grommets and Connectors

PRODUCT SPECS

Diameter: 2.00"
Depth: .69"
DOT/SAE: J592e
Voltage: 12.8 VDC
Amp Draw: 60 Milliamps
Legal Heading: P2
Mounting: Grommet
Connector: PL - 2



M09100Y Amber/Ambar



M09100R Red/Rojo



M09100YCL Amber/Ambar Clear Lens



M09100RCL Red/Rojo Clear Lens

13 LED's

2 1/2" Round Clearance Marker

- 100,000 Hour Rated LED Life
- Poly-Carbonate Lens and Housing
- Fits Standard Mounting Holes, Grommets and Connectors

PRODUCT SPECS

Diameter: 2.50"
Depth: .69"
DOT/SAE: J592e
Voltage: 12.8 VDC
Amp Draw: 100 Milliamps
Legal Heading: P2
Mounting: Grommet
Connector: PL - 2



M11300Y Amber/Ambar



M11300R Red/Rojo



M11300YCL Amber/Ambar Clear Lens



M11300RCL Red/Rojo Clear Lens

13 LED's

Square Chrome Red/Amber Double Face Pedestal Lights

- 100,000 Hour Rated LED Life
- Poly-Carbonate Lens and Housing
- Epoxy Sealed Electronics are Moisture, Corrosion and Vibration Proof

PRODUCT SPECS

Width: 4.65"
Height: 4.65"
Depth: 2.47"
DOT/SAE: J1395, J1398, J585e, J594f
Voltage: 12.8 VDC
Amp Draw: 600 Milliamps
Legal Heading: ISTP/AP2
Mounting: Post
Connector: 3 Wire



M42332R/Y M42332RYCL



M42333R/Y M42333RYCL

36 LED's

Round Chrome Red/Amber Double Face Pedestal Lights

- 100,000 Hour Rated LED Life
- Poly-Carbonate Lens and Housing
- Chrome Polished Housing

PRODUCT SPECS

Diameter: 4"
DOT/SAE: J1395, J1398, J585e, J222
Voltage: 12.8 VDC
Amp Draw: 600 Milliamps
Legal Heading: I6PS2T2
Mounting: Hole 9/16"
Connector: 3 Wire




M42328RYCL



M42328R/Y

40 LED's



 **Maxxima**[®]